

Exhibit 7A

FCC/IC Test Setup Photo

Report ID : 02827-RF-00021, 02827-RF-00022, 02827-RF-00023,
02827-EMC-00025, 02827-RF-00029

FCC ID : AZ489FT7145

IC : 109U-89FT7145

Model Number : AZH17PCH6TZ5AN

1.0 Pictures of Test Setup Photo.....	3
1.1. Power Line Conducted Emission Test Setup photo.....	3
1.1.1. Power Line Conducted Emission - Photo Front View.....	3
1.1.2. Power Line Conducted Emission - Photo Side View.....	3
1.2. Radiated Emission test setup photo (ANSI C63.26:2015).....	4
1.2.1. Radiated Emission – Below 1GHz.....	4
1.2.2. Radiated Emission – Above 1GHz.....	4
1.3. Radiated Emission test setup photo (ANSI C63.10: 2013).....	5
1.3.1. Radiated Emission – Below 1GHz.....	5
1.3.2. Radiated Emission – Above 1GHz.....	5
1.4. RF Conducted Emission Test Setup photo.....	6
1.4.1. RF Conducted Emission (ANSI C63.26:2015).....	6
1.4.2. RF Conducted Emission (ANSI C63.10: 2013).....	7

1.0 Pictures of Test Setup Photo

1.1. Power Line Conducted Emission Test Setup photo

1.1.1. Power Line Conducted Emission - Photo Front View


Not applicable. Testing is not required because the radio must be turned off during charging mode

1.1.2. Power Line Conducted Emission - Photo Side View


Not applicable. Testing is not required because the radio must be turned off during charging mode

1.2. Radiated Emission test setup photo (ANSI C63.26:2015)

1.2.1. Radiated Emission – Below 1GHz




1.2.2. Radiated Emission – Above 1GHz




1.3. Radiated Emission test setup photo (ANSI C63.10: 2013)

1.3.1. Radiated Emission – Below 1GHz



1.3.2. Radiated Emission – Above 1GHz




1.4. RF Conducted Emission Test Setup photo

1.4.1. RF Conducted Emission (ANSI C63.26:2015)



1.4.2. RF Conducted Emission (ANSI C63.10: 2013)



END OF REPORT