

EXHIBIT 1

IDENTIFICATION LABEL

(Pursuant to FCC Part 2.1033(c)(11), 2.1033(b)(7) and RSP 100 Annex C and Sec 3)

LOCATION

- See the Attached Photograph or Sketch
- Bottom of the device
- Front of the device
- Back of the device
- Back of the device under Belt Clip
- In the Battery Compartment
- Electronic labeling: In the user manual (Section: XX)

TYPE

- The label is a poly carbonate film laminate with a pressure sensitive adhesive backing. The adhesive is a permanent type acrylic with the minimum peel strength of 40 oz/inch.

MARKINGS (TEXT)

- See the Attached Photograph and Exhibit 3 for the actual location of the FCC/IC label on the device.
- Label Attached Below.
- See Attached Drawing.

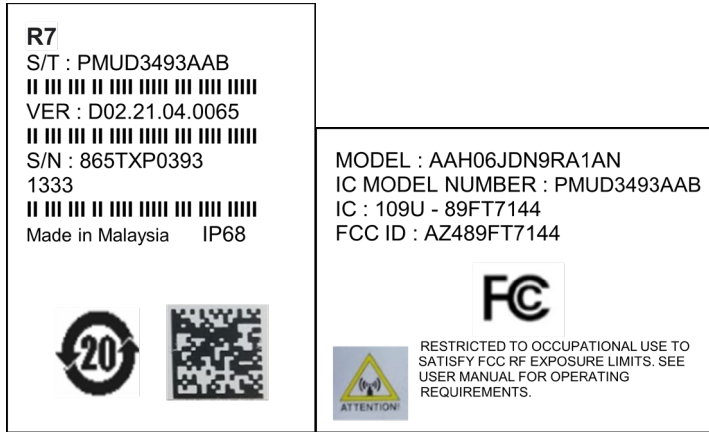


Figure 1A: AAH06JDN9RA1AN (IC Model: PMUD3493AAB)

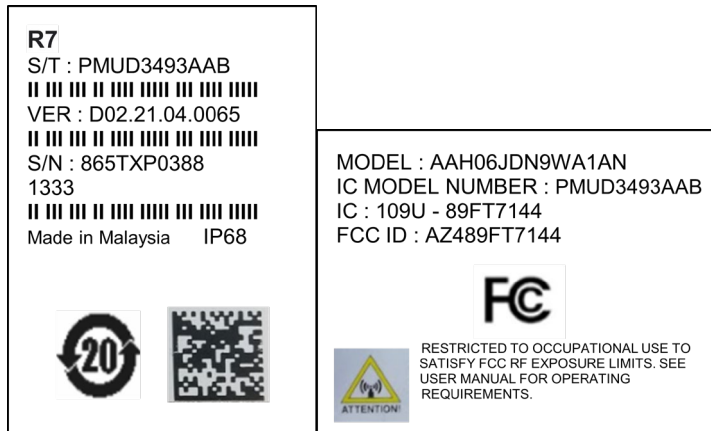


Figure 1B: AAH06JDN9WA1AN (IC Model: PMUD3493AAB)

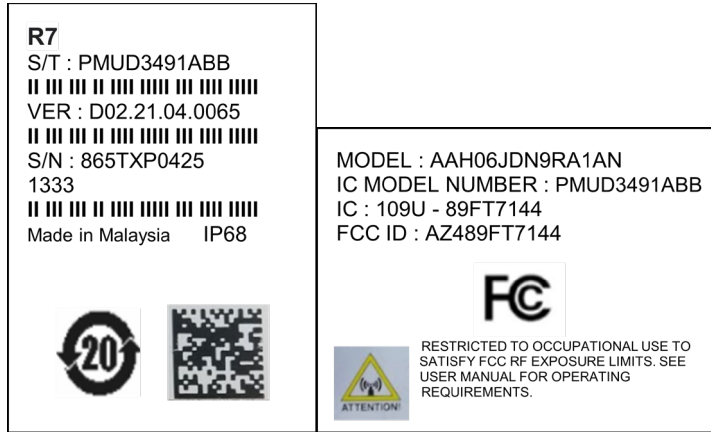


Figure 1C: AAH06JDN9RA1AN (IC Model: PMUD3491ABB)

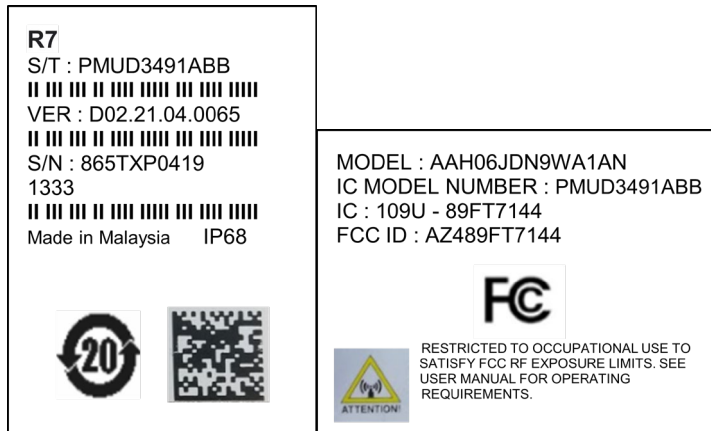


Figure 1D: AAH06JDN9WA1AN (IC Model: PMUD3491ABB)

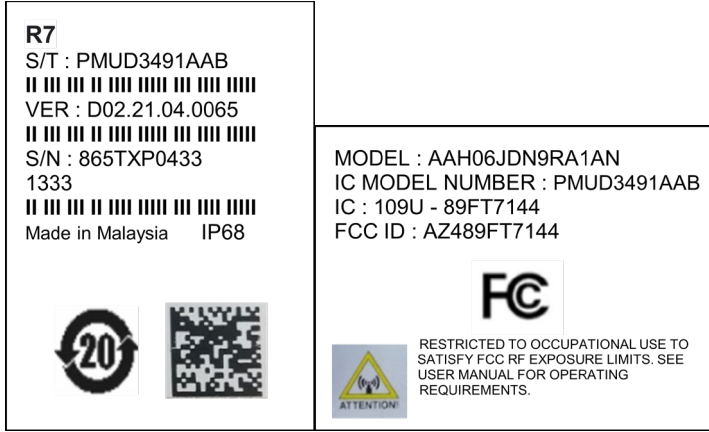


Figure 1E: AAH06JDN9RA1AN (IC Model: PMUD3491AAB)

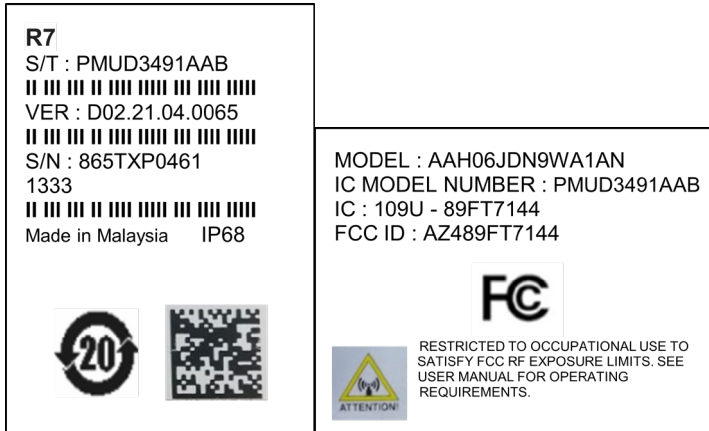


Figure 1F: AAH06JDN9WA1AN (IC Model: PMUD3491AAB)




Figure 1G: AAH06JDC9RA1AN (IC Model: PMUD3492ABA)

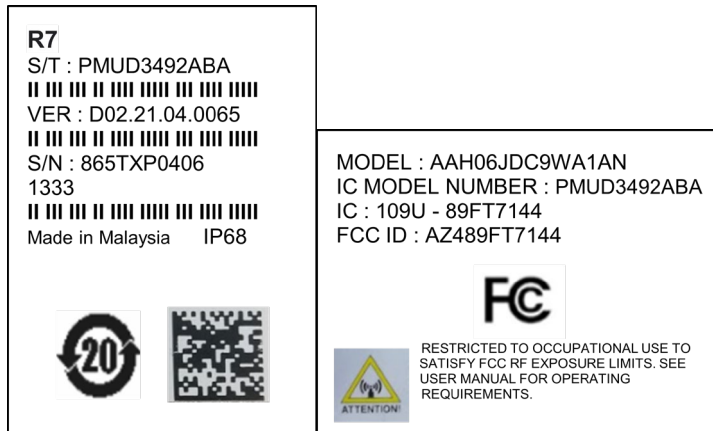


Figure 1H: AAH06JDC9WA1AN (IC Model: PMUD3492ABA)

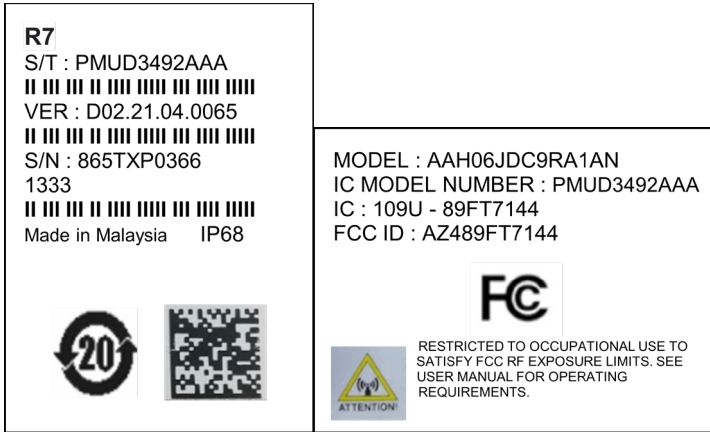


Figure 11: AAH06JDC9RA1AN (IC Model: PMUD3492AAA)

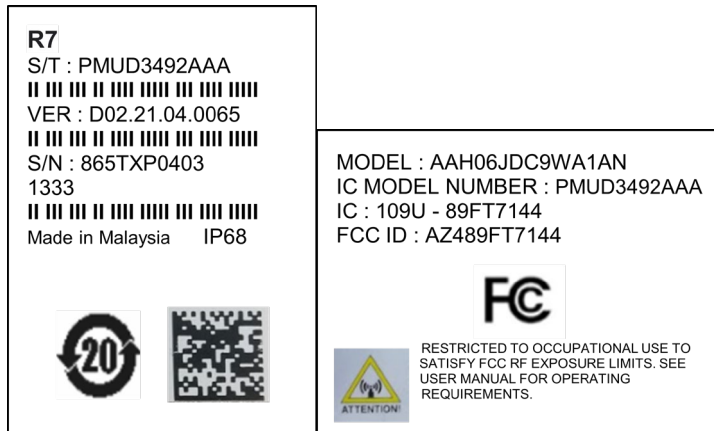


Figure 1J: AAH06JDC9WA1AN (IC Model: PMUD3492AAA)

*** END ***