

Exhibit 7A

FCC/IC Test Setup Photo

Report ID : 22639-RF-00059, 22639-EMC-00111, 22639-RF-00060,
22639-RF-00061, 22639-RF-00062, 22639-RF-00063,
22639-RF-00064 , 22639-EMC-00097,
22639-EMC-00098 , 22639-EMC-00099,
22639-EMC-00106

FCC ID : AZ489FT7143

IC : 109U-89FT7143

Model Number : AAH06RDN9RA1AN (IC Model: PMUE5722ABB)

Table of Contents

1.0 Pictures of Test Setup Photo for (ANSI C63.4: 2014).....	3
1.1. Power Line Conducted Emission Test Setup photo	3
1.1.1. Power Line Conducted Emission - Photo Front View	3
1.1.2. Power Line Conducted Emission - Photo Side View.....	3
1.2. Radiated Emission test setup photo for (ANSI C63.26:2015).....	4
1.2.1. Radiated Emission – Below 1GHz	4
1.2.2. Radiated Emission – Above 1GHz.....	4
1.3. Radiated Emission test setup photo (ANSI C63.10: 2013)	5
1.3.1. Radiated Emission – Below 1GHz	5
1.3.2. Radiated Emission – Above 1GHz.....	5
1.4. RF Conducted Emission Test Setup photo	6
1.4.1. RF Conducted Emission (ANSI C63.26:2015)	6
1.4.2. RF Conducted Emission (ANSI C63.10: 2013).....	7

1.0 Pictures of Test Setup Photo for (ANSI C63.4: 2014)

1.1. Power Line Conducted Emission Test Setup photo

1.1.1. Power Line Conducted Emission - Photo Front View




1.1.2. Power Line Conducted Emission - Photo Side View




1.2. Radiated Emission test setup photo for (ANSI C63.26:2015)

1.2.1. Radiated Emission – Below 1GHz




1.2.2. Radiated Emission – Above 1GHz




1.3. Radiated Emission test setup photo (ANSI C63.10: 2013)

1.3.1. Radiated Emission – Below 1GHz




1.3.2. Radiated Emission – Above 1GHz




1.4. RF Conducted Emission Test Setup photo

1.4.1. RF Conducted Emission (ANSI C63.26:2015)



1.4.2. RF Conducted Emission (ANSI C63.10: 2013)



END OF REPORT