



Appendix D. SAR Test Setup Photos

For Face




In the front of face at 25mm


For Body Worn



Front with Swivel Carry Holster,
Test Separation 0 mm




Back with Swivel Carry Holster,
Test Separation 0 mm




Back with Belt Clip, Test Separation 0 mm


For Hotspot




Front, Test Separation 10 mm




Back, Test Separation 10 mm



Top Side, Test Separation 10 mm

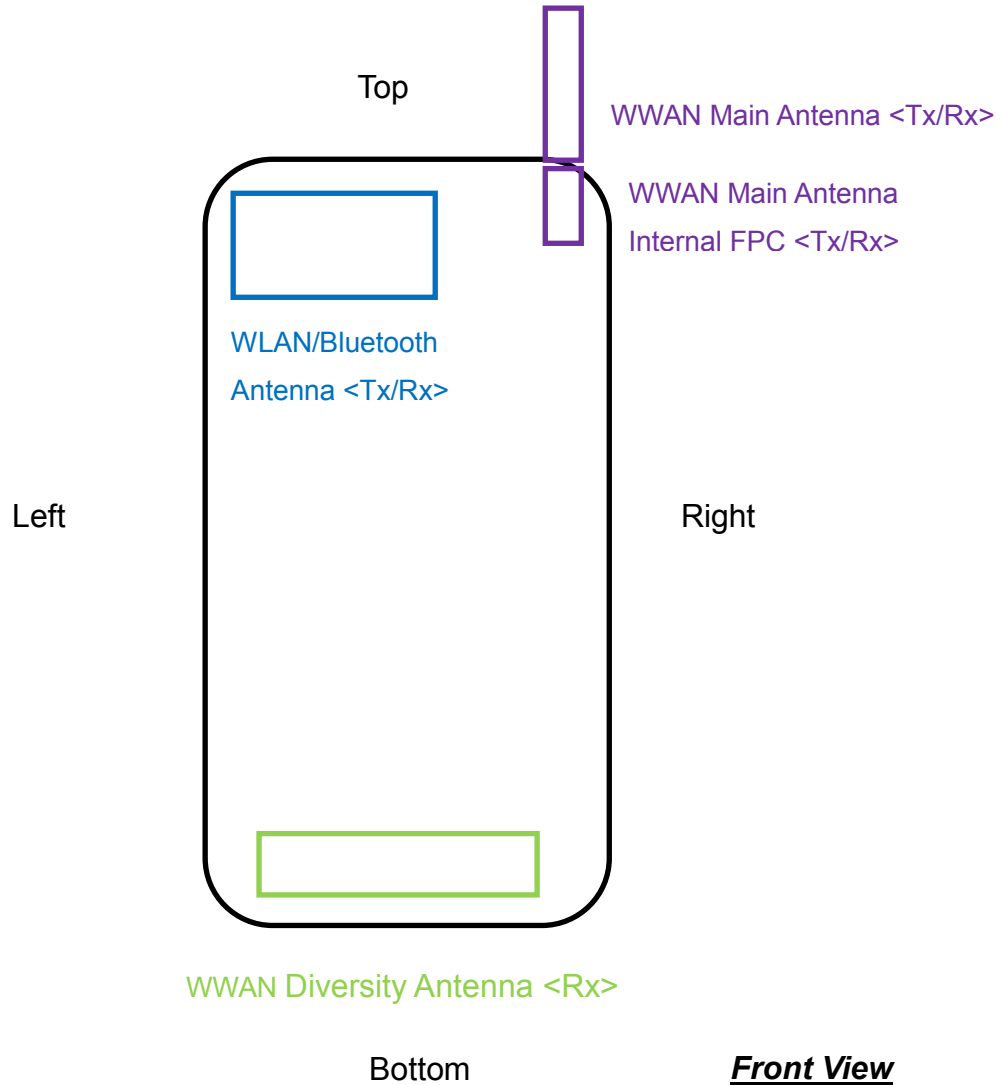


Left Side, Test Separation 10 mm



Right Side, Test Separation 10 mm

Antenna Location





Distance of the Antenna to the EUT surface/edge						
Antennas	Back	Front	Top Side	Bottom Side	Right Side	Left Side
WWAN Antenna	≤ 25mm	≤ 25mm	≤ 25mm	>25mm	≤ 25mm	>25mm
Bluetooth & WLAN Antenna	≤ 25mm	≤ 25mm	>25mm	>25mm	>25mm	≤ 25mm

Positions for SAR tests; Hotspot mode						
Antennas	Back	Front	Top Side	Bottom Side	Right Side	Left Side
WWAN Antenna	Yes	Yes	Yes	No	Yes	No
Bluetooth & WLAN Antenna	Yes	Yes	No	No	No	Yes

General Note:

Referring to KDB 941225 D06 v02r01, when the overall device length and width are ≥ 9cm*5cm, the test distance is 10 mm. SAR must be measured for all sides and surfaces with a transmitting antenna located within 25mm from that surface or edge.