

**EXHIBIT 1**

**IDENTIFICATION LABEL**

(Pursuant to FCC Part 2.1033(c)(11), 2.1033(b)(7) and RSP 100 Annex C and Sec 3)

LOCATION

- See the Attached Photograph or Sketch
- Bottom of Radio
- Top of Radio
- Back of Radio
- Back of Radio under Belt Clip

TYPE

- The label is a polyester film laminate with a pressure sensitive adhesive backing. The adhesive is a permanent type acrylic with the minimum peel strength of 40 oz/inch.

MARKINGS (TEXT)

- See the Attached Photograph and Exhibit 3 for the actual location of the FCC/IC label on the device.
- Label Attached Below.
- See Attached Drawing.



Figure 1: FCC/IC Label for Model APX NEXT (ALL BAND)



Figure 2: FCC/IC Label for Model APX NEXT (VHF BAND)



Figure 3: FCC/IC Label for Model APX NEXT (UHF R1&R2 BAND)



Figure 4: FCC/IC Label for Model APX NEXT (7/800 MHz)

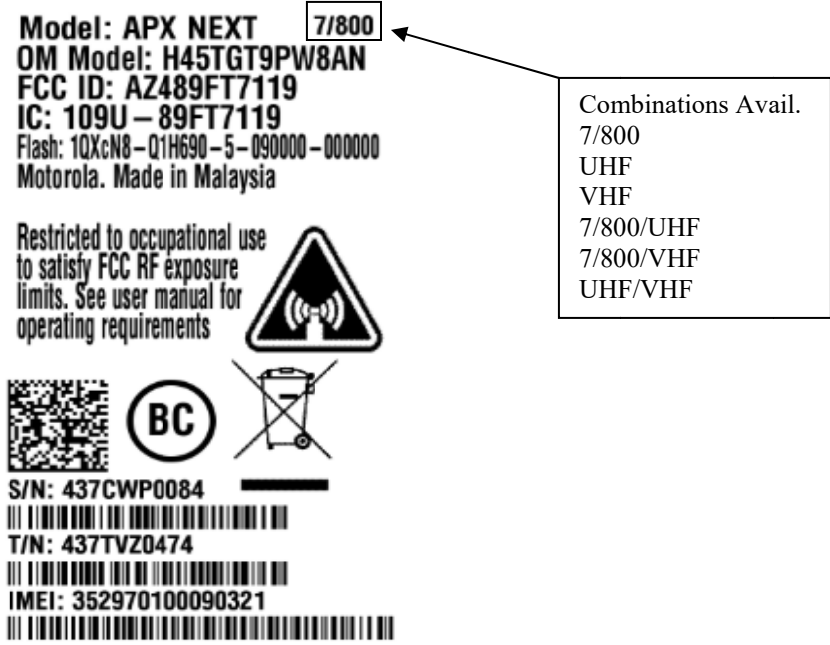


Figure 5 : FCC/IC Label for Model APX NEXT (Six band combinations)

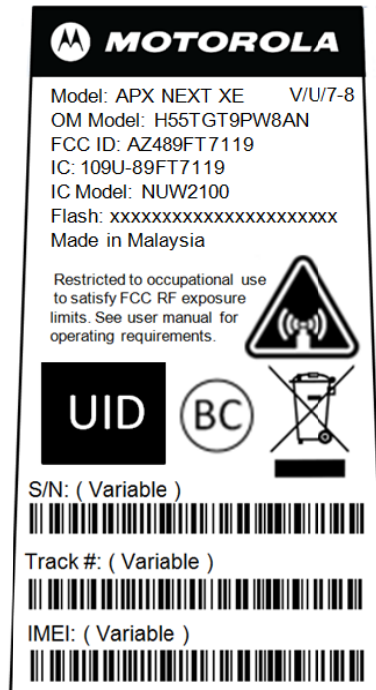


Figure 6 : FCC/IC Label for Model APX NEXT XE (All Band – Green)

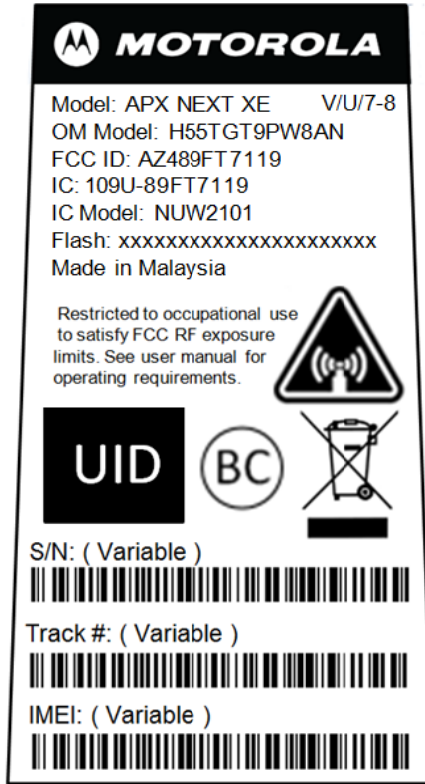


Figure 7 : FCC/IC Label for Model APX NEXT XE (All Band – Black)