

Exhibit 7A

FCC/IC Test Setup Photo – LMR/BT/BT LE/WLAN 2.4GHz

Report ID : 08252-RF-00006
FCC ID : AZ489FT7110
IC : 109U-89FT7110
Model Number : CLU1060BBLBA

Table of Contents

- 1.0 Pictures of Test Setup Photo for LMR/BT/BT LE/WLAN 2.4GHz..... 3
 - 1.1. Power Line Conducted Emission Test Setup photo 3
 - 1.1.1. Power Line Conducted Emission - Photo Front View..... 3
 - 1.1.2. Power Line Conducted Emission - Photo Side View 3
 - 1.2. Radiated Emission test setup photo for LMR (FCC – TIA/EIA-603D)..... 4
 - 1.2.1. Radiated Emission – Below 1GHz..... 4
 - 1.2.2. Radiated Emission – Above 1GHz 4
 - 1.3. Radiated Emission test setup photo for LMR (ISED – ANSI C63.26:2015)..... 5
 - 1.3.1. Radiated Emission – Below 1GHz..... 5
 - 1.3.2. Radiated Emission – Above 1GHz 5
 - 1.4. Radiated Emission test setup photo for BT/BT LE/WLAN 2.4GHz (ANSI C63.10: 2013) 6
 - 1.4.1. Radiated Emission – Below 1GHz..... 6
 - 1.4.2. Radiated Emission – Above 1GHz 6
 - 1.5. RF Conducted Emission Test Setup photo 7
 - 1.5.1. RF Conducted Emission (LMR – TIA/EIA 603D & ANSI C63.26:2015) 7
 - 1.5.2. RF Conducted Emission (BT/BT LE/WLAN 2.4GHz – ANSI C63.10: 2013) 8

1.0 Pictures of Test Setup Photo for LMR/BT/BT LE/WLAN 2.4GHz

1.1. Power Line Conducted Emission Test Setup photo

1.1.1. Power Line Conducted Emission - Photo Front View


Not applicable. Testing is not required because the radio shall turned off during charging mode

1.1.2. Power Line Conducted Emission - Photo Side View


Not applicable. Testing is not required because the radio shall turned off during charging mode

1.2. Radiated Emission test setup photo for LMR (FCC – TIA/EIA-603D)

1.2.1. Radiated Emission – Below 1GHz




1.2.2. Radiated Emission – Above 1GHz




1.3. Radiated Emission test setup photo for LMR (ISED – ANSI C63.26:2015)

1.3.1. Radiated Emission – Below 1GHz



1.3.2. Radiated Emission – Above 1GHz



1.4. Radiated Emission test setup photo for BT/BT LE/WLAN 2.4GHz (ANSI C63.10: 2013)

1.4.1. Radiated Emission – Below 1GHz

Not applicable.

1.4.2. Radiated Emission – Above 1GHz

Not applicable.

1.5. RF Conducted Emission Test Setup photo

1.5.1. RF Conducted Emission (LMR – TIA/EIA 603D & ANSI C63.26:2015)



**1.5.2. RF Conducted Emission (BT/BT LE/WLAN 2.4GHz – ANSI C63.10:
2013)**

Not applicable.

END OF REPORT