

**Exhibit 7A**

**FCC/IC Test Setup Photo – LMR/BT/BT LE/WLAN 2.4GHz**

**Report ID** : 06404-RF-00024, 06404-RF-00029  
**FCC ID** : AZ489FT7106  
**IC** : 109U-89FT7106  
**Model Number** : PMUE5099A (AAH88YCD9SA2AN)

## Table of Contents

1.0	Pictures of Test Setup Photo for LMR/BT/BT LE/WLAN 2.4GHz.....	3
1.1.	Power Line Conducted Emission Test Setup photo .....	3
1.1.1.	Power Line Conducted Emission - Photo Front View.....	3
1.1.2.	Power Line Conducted Emission - Photo Side View .....	3
1.2.	Radiated Emission test setup photo for LMR (FCC – TIA/EIA-603D).....	4
1.2.1.	Radiated Emission – Below 1GHz.....	4
1.2.2.	Radiated Emission – Above 1GHz .....	4
1.3.	Radiated Emission test setup photo for LMR (ISED – ANSI C63.26:2015).....	5
1.3.1.	Radiated Emission – Below 1GHz.....	5
1.3.2.	Radiated Emission – Above 1GHz .....	5
1.4.	Radiated Emission test setup photo for BT/BT LE/WLAN 2.4GHz (ANSI C63.10: 2013) ....	6
1.4.1.	Radiated Emission – Below 1GHz.....	6
1.4.2.	Radiated Emission – Above 1GHz .....	6
1.5.	RF Conducted Emission Test Setup photo .....	7
1.5.1.	RF Conducted Emission (LMR – TIA/EIA 603D & ANSI C63.26:2015) .....	7
1.5.2.	RF Conducted Emission (BT/BT LE/WLAN 2.4GHz – ANSI C63.10: 2013) .....	8

**1.0 Pictures of Test Setup Photo for LMR/BT/BT LE/WLAN 2.4GHz**

**1.1. Power Line Conducted Emission Test Setup photo**

**1.1.1. Power Line Conducted Emission - Photo Front View**

Not applicable. Testing is not required because the radio shall turned off during charging mode

**1.1.2. Power Line Conducted Emission - Photo Side View**

Not applicable. Testing is not required because the radio shall turned off during charging mode

**1.2. Radiated Emission test setup photo for LMR (FCC – TIA/EIA-603D)**

**1.2.1. Radiated Emission – Below 1GHz**



**1.2.2. Radiated Emission – Above 1GHz**




**1.3. Radiated Emission test setup photo for LMR (ISED – ANSI C63.26:2015)**

**1.3.1. Radiated Emission – Below 1GHz**




**1.3.2. Radiated Emission – Above 1GHz**






**1.4. Radiated Emission test setup photo for BT/BT LE/WLAN 2.4GHz (ANSI C63.10: 2013)**

**1.4.1. Radiated Emission – Below 1GHz**




**1.4.2. Radiated Emission – Above 1GHz**



**1.5. RF Conducted Emission Test Setup photo**

**1.5.1. RF Conducted Emission (LMR – TIA/EIA 603D & ANSI C63.26:2015)**



**1.5.2. RF Conducted Emission (BT/BT LE/WLAN 2.4GHz – ANSI C63.10: 2013)**





END OF REPORT