

Exhibit 7A

FCC/IC Test Setup Photo – LMR/BT/BT LE/WLAN 2.4GHz

Report ID : 06482-RF-000010, 06482-RF-00011
FCC ID : AZ489FT7100
IC : 109U-89FT7100
Model Number : H92WCH9PW7AN (PMUF1913A)

Table of Contents

1.0	Pictures of Test Setup Photo for LMR/BT/BT LE/WLAN 2.4GHz.....	3
1.1.	Power Line Conducted Emission Test Setup photo	3
1.1.1.	Power Line Conducted Emission - Photo Front View.....	3
1.1.2.	Power Line Conducted Emission - Photo Side View	3
1.2.	Radiated Emission test setup photo for LMR (FCC – TIA/EIA-603D).....	4
1.2.1.	Radiated Emission – Below 1GHz.....	4
1.2.2.	Radiated Emission – Above 1GHz	4
1.3.	Radiated Emission test setup photo for LMR (ISED – ANSI C63.26:2015).....	5
1.3.1.	Radiated Emission – Below 1GHz.....	5
1.3.2.	Radiated Emission – Above 1GHz	5
1.4.	Radiated Emission test setup photo for BT/BT LE/WLAN 2.4GHz (ANSI C63.10: 2013)	6
1.4.1.	Radiated Emission – Below 1GHz.....	6
1.4.2.	Radiated Emission – Above 1GHz	6
1.5.	RF Conducted Emission Test Setup photo	7
1.5.1.	RF Conducted Emission (LMR – TIA/EIA 603D & ANSI C63.26:2015)	7
1.5.2.	RF Conducted Emission (BT/BT LE/WLAN 2.4GHz – ANSI C63.10: 2013)	8

1.0 Pictures of Test Setup Photo for LMR/BT/BT LE/WLAN 2.4GHz

1.1. Power Line Conducted Emission Test Setup photo

1.1.1. Power Line Conducted Emission - Photo Front View


Not applicable. Testing is not required because the radio shall turned off during charging mode

1.1.2. Power Line Conducted Emission - Photo Side View

Not applicable. Testing is not required because the radio shall turned off during charging mode

1.2. Radiated Emission test setup photo for LMR (FCC – TIA/EIA-603D)

1.2.1. Radiated Emission – Below 1GHz



1.2.2. Radiated Emission – Above 1GHz



1.3. Radiated Emission test setup photo for LMR (ISED – ANSI C63.26:2015)

1.3.1. Radiated Emission – Below 1GHz




1.3.2. Radiated Emission – Above 1GHz




1.4. Radiated Emission test setup photo for BT/BT LE/WLAN 2.4GHz (ANSI C63.10: 2013)

1.4.1. Radiated Emission – Below 1GHz




1.4.2. Radiated Emission – Above 1GHz




1.5. RF Conducted Emission Test Setup photo

1.5.1. RF Conducted Emission (LMR – TIA/EIA 603D & ANSI C63.26:2015)



1.5.2. RF Conducted Emission (BT/BT LE/WLAN 2.4GHz – ANSI C63.10: 2013)



END OF REPORT