

Exhibit 7

Test setup photographs of the EWP3100

This document contains 8 photographs

Photograph 1: RF Conducted measurement




Photograph 2: Power Line Emissions measurement, charger configuration




Photograph 3: Power Line Emissions measurement, PC configuration



Photograph 4: Radiated measurement, charger configuration




Photograph 5: Radiated measurement, charger configuration



Photograph 6: Radiated measurement, PC configuration



Photograph 7: Radiated measurement, PC configuration



Photograph 8: DFS measurement, Radar Signal Generation and Monitoring,



Photograph 9: DFS measurement, Radar Signal Generation and Monitoring

