

**INTERNAL PHOTOGRAPHS**

This document contains 13 photographs

Photograph No.1  
Hands Free Imager internal view first layer



**Photograph No.2**  
**Hands Free Imager internal view second layer with first layer removed**




Photograph No.3  
Hands Free Imager, component side of the first layer RF PCB



Photograph No.4  
Hands Free Imager, second side of the first layer RF PCB



**Photograph No.5**  
**Hands Free Imager internal view second layer**




**Photograph No.6**  
**Hands Free Imager internal view, second layer PCB removed**





Photograph No.7  
Hands Free Imager, second layer PCB top view





**Photograph No.8**  
**Top side of the Camera PCB**




**Photograph No.9**  
**Bottom side of the Camera PCB**



**Photograph No.10**  
**Front side of the Camera PCB**



**Photograph No.11**  
**Second side of the Camera PCB**



**Photograph No.12**  
**Antenna assembly view**



**Photograph No.13**  
**Antenna assembly view**

