

Exhibit 7A

FCC/IC Test Setup Photo – LMR/BT/BT LE/WLAN 2.4GHz

Report ID : 02567-RF-00044 / 02567-RF-00046
FCC ID : AZ489FT5876
IC : 109U-89FT5876
Model Number : AZH63UCH6TZ8AN

Table of Contents

1.0	Pictures of Test Setup Photo for LMR/BT/BT LE/WLAN 2.4GHz.....	3
1.1.	Power Line Conducted Emission Test Setup photo.....	3
1.1.1.	Power Line Conducted Emission - Photo Front View.....	3
1.1.2.	Power Line Conducted Emission - Photo Side View.....	3
1.2.	Radiated Emission test setup photo for LMR (ANSI C63.26:2015).....	4
1.2.1.	Radiated Emission – Below 1GHz.....	4
1.2.2.	Radiated Emission – Above 1GHz.....	4
1.3.	Radiated Emission test setup photo for BT/BT LE/WLAN 2.4GHz (ANSI C63.10: 2013).....	5
1.3.1.	Radiated Emission – Below 1GHz.....	5
1.3.2.	Radiated Emission – Above 1GHz.....	5
1.4.	RF Conducted Emission Test Setup photo.....	6
1.4.1.	RF Conducted Emission (LMR – ANSI C63.26:2015).....	6
1.4.2.	RF Conducted Emission (BT/BT LE/WLAN 2.4GHz – ANSI C63.10: 2013).....	7

1.0 Pictures of Test Setup Photo for LMR/BT/BT LE/WLAN 2.4GHz

1.1. Power Line Conducted Emission Test Setup photo

1.1.1. Power Line Conducted Emission - Photo Front View


Not applicable. Testing is not required because the radio must be turned off during charging mode

1.1.2. Power Line Conducted Emission - Photo Side View


Not applicable. Testing is not required because the radio must be turned off during charging mode

1.2. Radiated Emission test setup photo for LMR (ANSI C63.26:2015)

1.2.1. Radiated Emission – Below 1GHz




1.2.2. Radiated Emission – Above 1GHz




1.3. Radiated Emission test setup photo for BT/BT LE/WLAN 2.4GHz (ANSI C63.10: 2013)

1.3.1. Radiated Emission – Below 1GHz



1.3.2. Radiated Emission – Above 1GHz




1.4. RF Conducted Emission Test Setup photo

1.4.1. RF Conducted Emission (LMR – ANSI C63.26:2015)

Not applicable.

1.4.2. RF Conducted Emission (BT/BT LE/WLAN 2.4GHz – ANSI C63.10: 2013)



END OF REPORT