



DECLARATION OF COMPLIANCE SAR ASSESSMENT Part 2 of 2

Motorola Solutions Inc.
EME Test Laboratory
 Motorola Solutions Malaysia Sdn Bhd
 Plot 2A, Medan Bayan Lepas,
 Mukim 12 SWD 11900 Bayan Lepas Penang, Malaysia.

Date of Report: 08/13/2020
Report Revision: A

Responsible Engineer: Puteri Alifah Ilyana (EME Engineer)
Report Author: Lee Kin Kting (Senior Technician)
Date/s Tested: 08/03/2020 - 08/07/2020, 08/09/2020 - 08/10/2020
Manufacturer: Motorola Solutions Inc.
DUT Description: Tanapa T210 FRS Consumer Radio 462-467MHz RED
Test TX mode(s): CW (PTT)
Max. Power output: 0.60W (462.5500 MHz - 462.7250 MHz),
 0.60W (467.5625 MHz - 467.7125 MHz)
Nominal Power: 0.53W (462.5500 MHz - 462.7250 MHz),
 0.53W (467.5625 MHz - 467.7125 MHz)
Tx Frequency Bands: 462.5500 MHz - 462.7250 MHz , 467.5625 MHz - 467.7125 MHz
Signaling type: FM
Model(s) Tested: T21X (PMUE5687A)
Model(s) Certified: T21X (PMUE5687A)
Serial Number(s): 16510WP0001, 16510WP0006
Classification: General Population/Uncontrolled Environment
Applicant name: Motorola Solutions Inc.
Applicant address: 8000 West Sunrise Boulevard, Fort Lauderdale, Florida 33322
FCC ID: AZ489FT4965
IC: 109U-89FT4965
ISED Test Site registration: 24843
FCC Test Firm Registration Number: 823256

The test results clearly demonstrate compliance with FCC General Population / Uncontrolled RF Exposure limits of 1.6 W/kg averaged over 1 gram per the requirements of FCC 47 CFR § 2.1093 and RSS-102 (Issue 5).

Based on the information and the testing results provided herein, the undersigned certifies that when used as stated in the operating instructions supplied, said product complies with the national and international reference standards and guidelines listed in section 4.0 of this report (no deviation from standard methods). This report shall not be reproduced without written approval from an officially designated representative of the Motorola Solutions Inc EME Laboratory.

I attest to the accuracy of the data and assume full responsibility for the completeness of these measurements. This reporting format is consistent with the suggested guidelines of the TIA TSB-150 December 2004. The results and statements contained in this report pertain only to the device(s) evaluated.

Tiong Nguk Ing
Deputy Technical Manager (Approved Signatory)
Approval Date: 08/19/2020

Appendix D

System Verification Check Scans

Motorola Solutions, Inc. EME Laboratory
Date/Time: 8/3/2020 10:10:01 PM

Robot#: DASY5-PG-3 | Run#: MA-SYSP-450H-200803-01
Dipole Model# D450V3
Phantom#: ELI4 1108
Tissue Temp: 21.1 (C)
Serial#: 1053
Test Freq: 450.0000(MHz)
Start Power: 250 (mW)
Rotation (1D): 00.49 dB
Adjusted SAR (1W): 4.84 mW/g (1g)

Comments:

Duty Cycle: 1:1, Medium parameters used: $f = 450$ MHz; $\sigma = 0.88$ S/m; $\epsilon_r = 42.1$; $\rho = 1000$ kg/m³
Probe: EX3DV4 - SN7486, Calibrated: 10/24/2019, Frequency: 450 MHz, ConvF(11.4, 11.4, 11.4) @ 450 MHz
Electronics: DAE4 Sn850, Calibrated: 10/16/2019

Below 2 GHz-Rev.3/System Performance Check/Dipole Area Scan 2 (41x201x1):

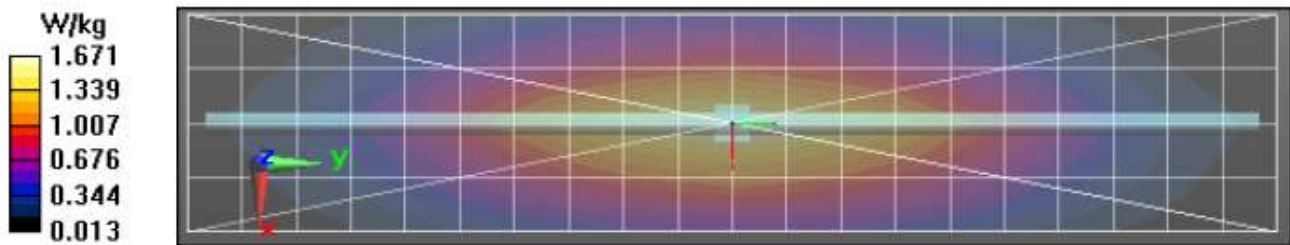
Interpolated grid: dx=1.500 mm, dy=1.500 mm
Reference Value = 44.15 V/m; Power Drift = 0.03 dB
Fast SAR: SAR(1 g) = 1.31 W/kg; SAR(10 g) = 0.907 W/kg (SAR corrected for target medium)
Maximum value of SAR (interpolated) = 1.68 W/kg

Below 2 GHz-Rev.3/System Performance Check/0-Degree Cube (5x5x7)/Cube 0:

Measurement grid: dx=7.5mm, dy=7.5mm, dz=5mm
Reference Value = 44.15 V/m; Power Drift = 0.03 dB
Peak SAR (extrapolated) = 1.95 W/kg
SAR(1 g) = 1.21 W/kg; SAR(10 g) = 0.810 W/kg (SAR corrected for target medium)
Smallest distance from peaks to all points 3 dB below: Larger than measurement grid
Ratio of SAR at M2 to SAR at M1 = 63.2%
Maximum value of SAR (measured) = 1.68 W/kg

Below 2 GHz-Rev.3/System Performance Check/Z-Axis Retraction (1x1x17): Measurement

grid: dx=20mm, dy=20mm, dz=10mm
Maximum value of SAR (measured) = 1.68 W/kg



Motorola Solutions, Inc. EME Laboratory
Date/Time: 8/4/2020 10:58:00 PM

Robot#: DASY5-PG-3 | Run#: MA-SYSP-450H-200804-24
Dipole Model# D450V3
Phantom#: ELI4 1108
Tissue Temp: 20.9 (C)
Serial#: 1053
Test Freq: 450.0000 (MHz)
Start Power: 250 (mW)
Rotation (1D): 0.050 dB
Adjusted SAR (1W): 4.72 mW/g (1g)

Comments:

Duty Cycle: 1:1, Medium parameters used: f = 450 MHz; $\sigma = 0.9$ S/m; $\epsilon_r = 42.5$; $\rho = 1000$ kg/m³
Probe: EX3DV4 - SN7486, Calibrated: 10/24/2019, Frequency: 450 MHz, ConvF(11.4, 11.4, 11.4) @ 450 MHz
Electronics: DAE4 Sn850, Calibrated: 10/16/2019

Below 2 GHz-Rev.3/System Performance Check/Dipole Area Scan 2 (41x201x1):

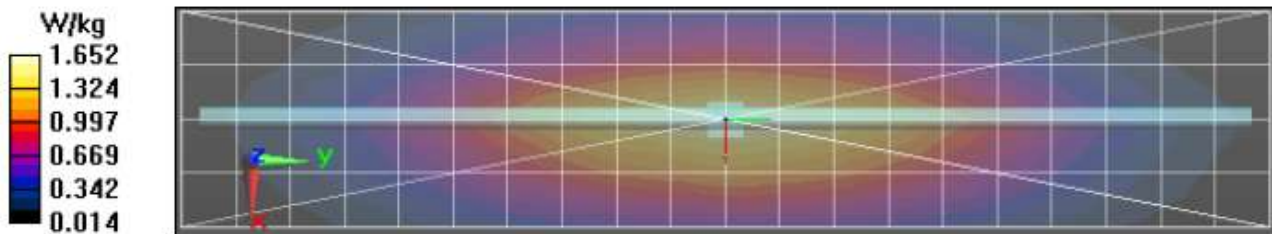
Interpolated grid: dx=1.500 mm, dy=1.500 mm
Reference Value = 44.76 V/m; Power Drift = -0.15 dB
Fast SAR: SAR(1 g) = 1.29 W/kg; SAR(10 g) = 0.892 W/kg (SAR corrected for target medium)
Maximum value of SAR (interpolated) = 1.67 W/kg

Below 2 GHz-Rev.3/System Performance Check/0-Degree Cube (5x5x7)/Cube 0:

Measurement grid: dx=7.5mm, dy=7.5mm, dz=5mm
Reference Value = 44.76 V/m; Power Drift = -0.15 dB
Peak SAR (extrapolated) = 1.92 W/kg
SAR(1 g) = 1.18 W/kg; SAR(10 g) = 0.798 W/kg (SAR corrected for target medium)
Smallest distance from peaks to all points 3 dB below: Larger than measurement grid
Ratio of SAR at M2 to SAR at M1 = 63.9%
Maximum value of SAR (measured) = 1.66 W/kg

Below 2 GHz-Rev.3/System Performance Check/Z-Axis Retraction (1x1x17): Measurement

grid: dx=20mm, dy=20mm, dz=10mm
Maximum value of SAR (measured) = 1.69 W/kg



Motorola Solutions, Inc. EME Laboratory
Date/Time: 8/9/2020 8:17:51 PM

Robot#: DASY5-PG-3 | Run#: MA-SYSP-450H-200809-01
Dipole Model# D450V3
Phantom#: ELI4 1108
Tissue Temp: 22.1 (C)
Serial#: 1053
Test Freq: 450.0000 (MHz)
Start Power: 250 (mW)
Rotation (1D): 0.042 dB
Adjusted SAR (1W): 4.92 mW/g (1g)

Comments:

Duty Cycle: 1:1, Medium parameters used: $f = 450$ MHz; $\sigma = 0.9$ S/m; $\epsilon_r = 42.4$; $\rho = 1000$ kg/m³
Probe: EX3DV4 - SN7486, Calibrated: 10/24/2019, Frequency: 450 MHz, ConvF(11.4, 11.4, 11.4) @ 450 MHz
Electronics: DAE4 Sn850, Calibrated: 10/16/2019

Below 2 GHz-Rev.3/System Performance Check/Dipole Area Scan 2 (41x201x1):

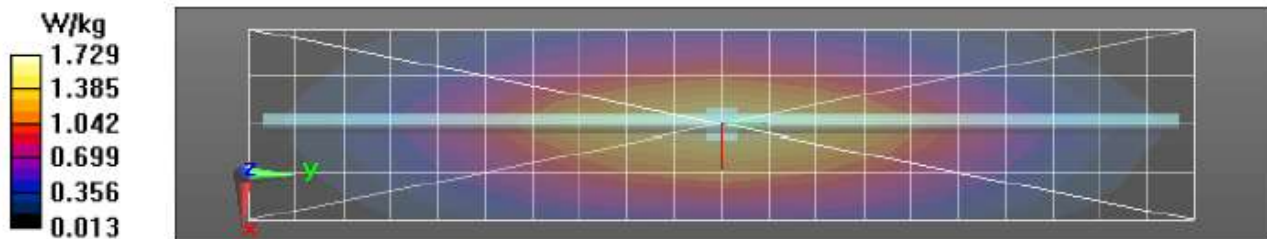
Interpolated grid: dx=1.500 mm, dy=1.500 mm
Reference Value = 44.38 V/m; Power Drift = 0.03 dB
Fast SAR: SAR(1 g) = 1.34 W/kg; SAR(10 g) = 0.928 W/kg (SAR corrected for target medium)
Maximum value of SAR (interpolated) = 1.73 W/kg

Below 2 GHz-Rev.3/System Performance Check/0-Degree Cube (5x5x7)/Cube 0:

Measurement grid: dx=7.5mm, dy=7.5mm, dz=5mm
Reference Value = 44.38 V/m; Power Drift = 0.03 dB
Peak SAR (extrapolated) = 2.02 W/kg
SAR(1 g) = 1.23 W/kg; SAR(10 g) = 0.826 W/kg (SAR corrected for target medium)
Smallest distance from peaks to all points 3 dB below: Larger than measurement grid
Ratio of SAR at M2 to SAR at M1 = 63.1%
Maximum value of SAR (measured) = 1.74 W/kg

Below 2 GHz-Rev.3/System Performance Check/Z-Axis Retraction (1x1x17): Measurement

grid: dx=20mm, dy=20mm, dz=10mm
Maximum value of SAR (measured) = 1.72 W/kg



Appendix E DUT Scans

Assessments at the Body for band 462.5500 – 462.7250MHz - Table 18

Motorola Solutions, Inc. EME Laboratory

Date/Time: 8/4/2020 10:33:29 AM

Robot#: DASY5-PG-3 | Run#: AM-AB-200804-11#
 Model#: T21X (PMUE5687A)
 Phantom#: ELI4 1108
 Tissue Temp: 21.1 (C)
 Serial#: 16510WP0006
 Antenna: Fixed antenna
 Test Freq: 462.6250 (MHz)
 Battery: 1532
 Carry Acc: 1564028V01
 Audio Acc: GU7140A (1884)
 Start Power: 0.499 (W)

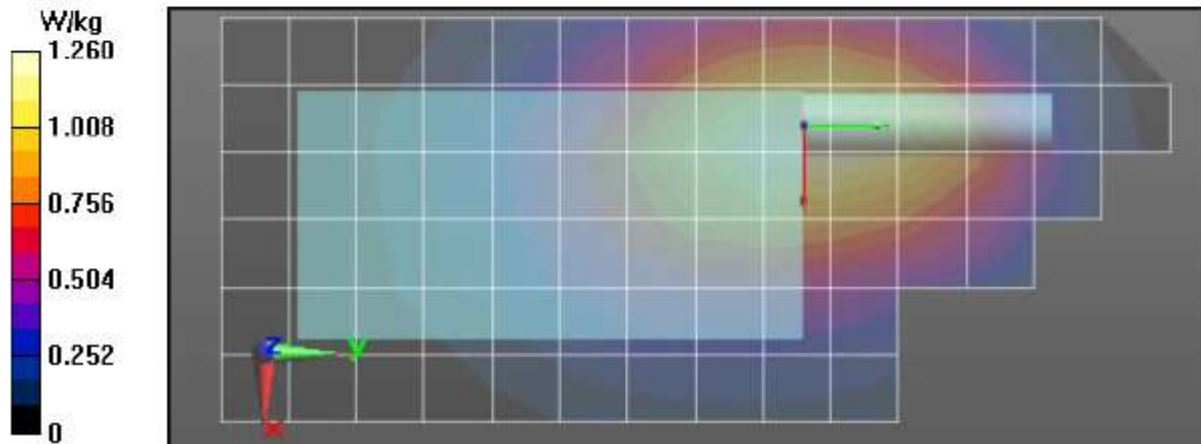
Comments:

Duty Cycle: 1:1, Medium parameters used: $f = 463 \text{ MHz}$; $\sigma = 0.89 \text{ S/m}$; $\epsilon_r = 41.8$; $\rho = 1000 \text{ kg/m}^3$
 Probe: EX3DV4 - SN7486, Calibrated: 10/24/2019, Frequency: 462.625 MHz, ConvF(11.4, 11.4, 11.4) @ 462.625 MHz
 Electronics: DAE4 Sn850, Calibrated: 10/16/2019

Below 2 GHz-Rev.3/Ab Scan/1-Area Scan (81x161x1): Interpolated grid: $dx=1.500 \text{ mm}$, $dy=1.500 \text{ mm}$
 Reference Value = 38.66 V/m; Power Drift = -0.27 dB
 Fast SAR: SAR(1 g) = 1.03 W/kg; SAR(10 g) = 0.733 W/kg (SAR corrected for target medium)
 Maximum value of SAR (interpolated) = 1.28 W/kg

Below 2 GHz-Rev.3/Ab Scan/3-Zoom Scan (5x5x7)/Cube 0: Measurement grid: $dx=7.5\text{mm}$, $dy=7.5\text{mm}$, $dz=5\text{mm}$
 Reference Value = 38.66 V/m; Power Drift = -0.31 dB
 Peak SAR (extrapolated) = 1.42 W/kg
 SAR(1 g) = 0.956 W/kg; SAR(10 g) = 0.674 W/kg (SAR corrected for target medium)
 Smallest distance from peaks to all points 3 dB below: Larger than measurement grid
 Ratio of SAR at M2 to SAR at M1 = 67.6%
 Maximum value of SAR (measured) = 1.24 W/kg

Below 2 GHz-Rev.3/Ab Scan/4-Z-Axis Scan (1x1x17): Measurement grid: $dx=20\text{mm}$, $dy=20\text{mm}$, $dz=10\text{mm}$
 Maximum value of SAR (measured) = 1.24 W/kg



Assessments at the Body for band 462.5500 – 462.7250MHz - Table 19

Motorola Solutions, Inc. EME Laboratory
Date/Time: 8/4/2020 11:53:26 AM

Robot#: DASY5-PG-3 | Run#: AM-AB-200804-13#
 Model#: T21X (PMUE5687A)
 Phantom#: ELI4 1108
 Tissue Temp: 21.3 (C)
 Serial#: 16510WP0006
 Antenna: Fixed antenna
 Test Freq: 462.6250 (MHz)
 Battery: AA ALKALINE
 Carry Acc: 42015005001
 Audio Acc: GU7140A (1884)
 Start Power: 0.505 (W)

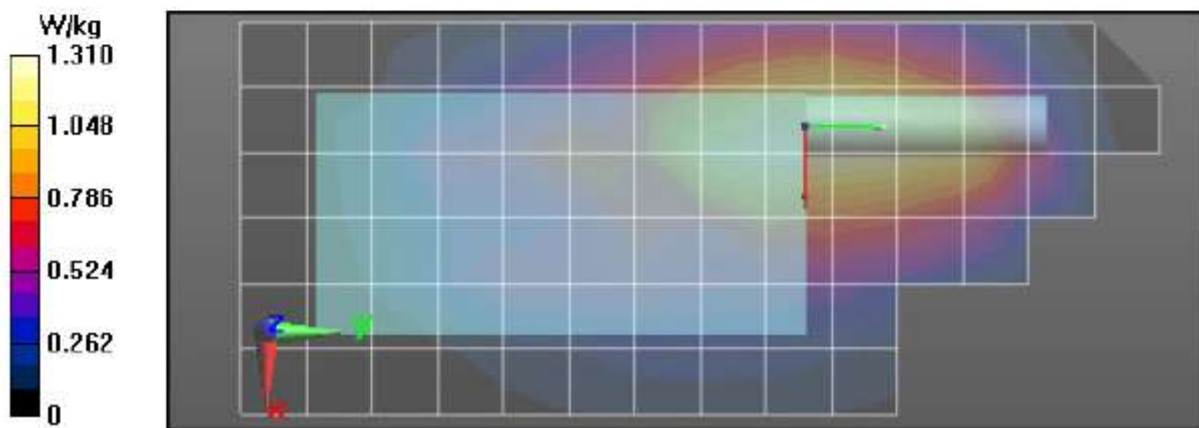
Comments:

Duty Cycle: 1:1, Medium parameters used: $f = 463$ MHz; $\sigma = 0.89$ S/m; $\epsilon_r = 41.8$; $\rho = 1000$ kg/m³
 Probe: EX3DV4 - SN7486, Calibrated: 10/24/2019, Frequency: 462.625 MHz, ConvF(11.4, 11.4, 11.4) @ 462.625 MHz
 Electronics: DAE4 Sn850, Calibrated: 10/16/2019

Below 2 GHz-Rev.3/Ab Scan/1-Area Scan (81x161x1): Interpolated grid: dx=1.500 mm, dy=1.500 mm
 Reference Value = 40.75 V/m; Power Drift = -0.42 dB
 Fast SAR: SAR(1 g) = 1.08 W/kg; SAR(10 g) = 0.764 W/kg (SAR corrected for target medium)
 Maximum value of SAR (interpolated) = 1.35 W/kg

Below 2 GHz-Rev.3/Ab Scan/3-Zoom Scan (6x6x7)/Cube 0: Measurement grid: dx=7.5mm, dy=7.5mm, dz=5mm
 Reference Value = 40.75 V/m; Power Drift = -0.52 dB
 Peak SAR (extrapolated) = 1.53 W/kg
 SAR(1 g) = 0.979 W/kg; SAR(10 g) = 0.667 W/kg (SAR corrected for target medium)
 Smallest distance from peaks to all points 3 dB below = 22.5 mm
 Ratio of SAR at M2 to SAR at M1 = 63.9%
 Maximum value of SAR (measured) = 1.31 W/kg

Below 2 GHz-Rev.3/Ab Scan/4-Z-Axis Scan (1x1x17): Measurement grid: dx=20mm, dy=20mm, dz=10mm
 Maximum value of SAR (measured) = 1.29 W/kg



Assessments at the Body for band 462.5500 – 462.7250MHz - Table 20

Motorola Solutions, Inc. EME Laboratory

Date/Time: 8/4/2020 1:32:02 PM

Robot#: DASY5-PG-3 | Run#: AM-AB-200804-16#
Model#: T21X (PMUE5687A)
Phantom#: ELI4 1108
Tissue Temp: 21.3 (C)
Serial#: 16510WP0006
Antenna: Fixed antenna
Test Freq: 462.6250 (MHz)
Battery: AA ALKALINE
Carry Acc: PMLN7706A
Audio Acc: GU7140A (1884)
Start Power: 0.505 (W)

Comments:

Duty Cycle: 1:1, Medium parameters used: f = 463 MHz; sigma = 0.89 S/m; epsilon_r = 41.8; rho = 1000 kg/m^3
Probe: EX3DV4 - SN7486, Calibrated: 10/24/2019, Frequency: 462.625 MHz, ConvF(11.4, 11.4, 11.4) @ 462.625 MHz
Electronics: DAE4 Sn850, Calibrated: 10/16/2019

Below 2 GHz-Rev.3/Ab Scan/1-Area Scan (81x161x1): Interpolated grid: dx=1.500 mm, dy=1.500 mm

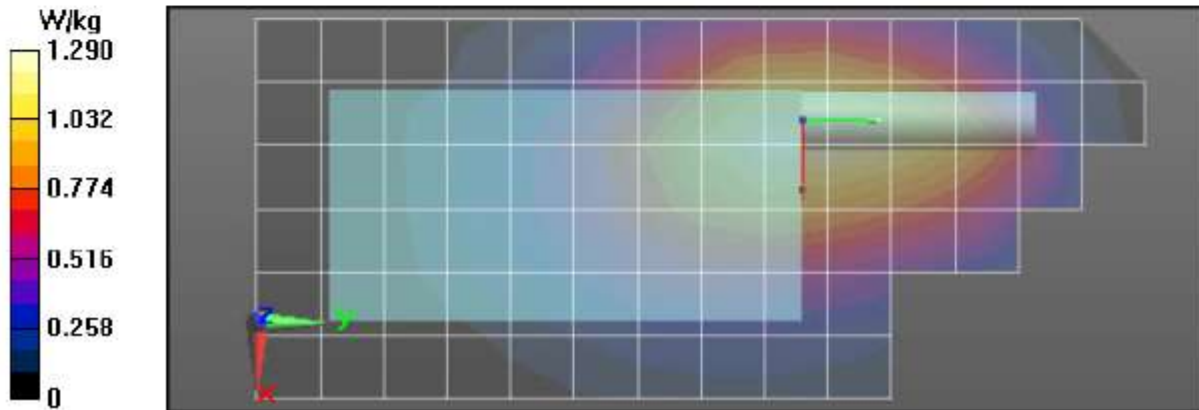
Reference Value = 39.07 V/m; Power Drift = -0.37 dB
Fast SAR: SAR(1 g) = 1.06 W/kg; SAR(10 g) = 0.753 W/kg (SAR corrected for target medium)
Maximum value of SAR (interpolated) = 1.32 W/kg

Below 2 GHz-Rev.3/Ab Scan/3-Zoom Scan (5x5x7)/Cube 0: Measurement grid: dx=7.5mm, dy=7.5mm, dz=5mm

Reference Value = 39.07 V/m; Power Drift = -0.45 dB
Peak SAR (extrapolated) = 1.43 W/kg
SAR(1 g) = 0.957 W/kg; SAR(10 g) = 0.672 W/kg (SAR corrected for target medium)
Smallest distance from peaks to all points 3 dB below: Larger than measurement grid
Ratio of SAR at M2 to SAR at M1 = 66.9%
Maximum value of SAR (measured) = 1.25 W/kg

Below 2 GHz-Rev.3/Ab Scan/4-Z-Axis Scan (1x1x17): Measurement grid: dx=20mm, dy=20mm, dz=10mm

Maximum value of SAR (measured) = 1.23 W/kg



Assessments at the Face for band 462.5500 – 462.7250MHz - Table 21

Motorola Solutions, Inc. EME Laboratory

Date/Time: 8/9/2020 11:00:56 PM

Robot#: DASY5-PG-3 | Run#: MA-FACE-200809-04
 Model#: T21X (PMUE5687A)
 Phantom#: ELI4 1108
 Tissue Temp: 21.9 (C)
 Serial#: 16510WP0001
 Antenna: Fixed antenna
 Test Freq: 462.6250 (MHz)
 Battery: AA ALKALINE
 Carry Acc: @ front
 Audio Acc: N/A
 Start Power: 0.505 (W)

Comments:

Duty Cycle: 1:1, Medium parameters used: $f = 463$ MHz; $\sigma = 0.91$ S/m; $\epsilon_r = 42.1$; $\rho = 1000$ kg/m³
 Probe: EX3DV4 - SN7486, Calibrated: 10/24/2019, Frequency: 462.625 MHz, ConvF(11.4, 11.4, 11.4) @ 462.625 MHz
 Electronics: DAE4 Sn850, Calibrated: 10/16/2019

Below 2 GHz-Rev.3/Face Scan/1-Area Scan (81x161x1): Interpolated grid: dx=1.500 mm, dy=1.500 mm

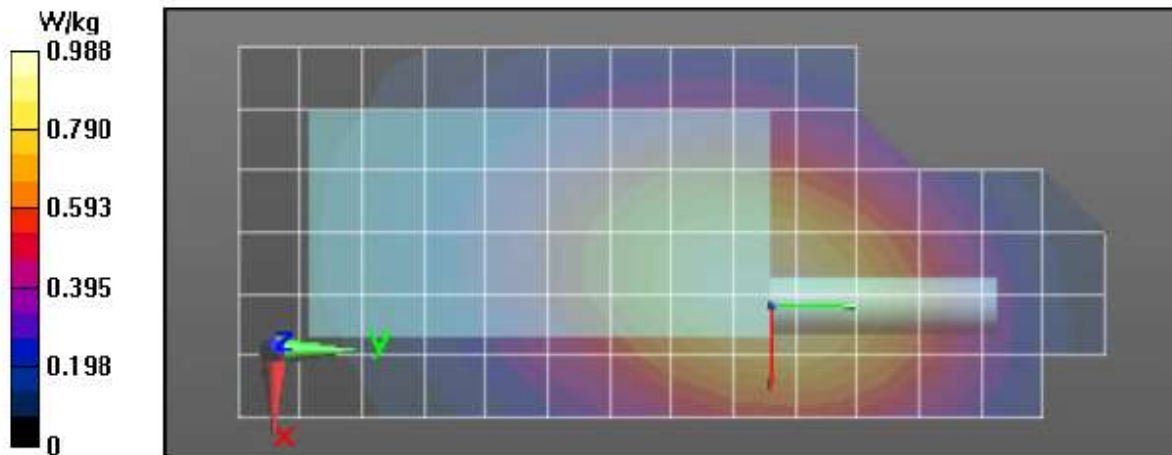
Reference Value = 34.22 V/m; Power Drift = -0.44 dB
 Fast SAR: SAR(1 g) = 0.814 W/kg; SAR(10 g) = 0.588 W/kg (SAR corrected for target medium)
 Maximum value of SAR (interpolated) = 1.00 W/kg

Below 2 GHz-Rev.3/Face Scan/3-Zoom Scan (5x5x7)/Cube 0: Measurement grid: dx=7.5mm, dy=7.5mm, dz=5mm

Reference Value = 34.22 V/m; Power Drift = -0.53 dB
 Peak SAR (extrapolated) = 1.06 W/kg
 SAR(1 g) = 0.742 W/kg; SAR(10 g) = 0.540 W/kg (SAR corrected for target medium)
 Smallest distance from peaks to all points 3 dB below: Larger than measurement grid
 Ratio of SAR at M2 to SAR at M1 = 70.3%
 Maximum value of SAR (measured) = 0.942 W/kg

Below 2 GHz-Rev.3/Face Scan/4-Z-Axis Scan (1x1x17): Measurement grid: dx=20mm, dy=20mm, dz=10mm

Maximum value of SAR (measured) = 0.925 W/kg



Assessments at the Body for band 467.5625MHz - 467.7125MHz - Table 24

Motorola Solutions, Inc. EME Laboratory
Date/Time: 8/4/2020 8:31:50 PM

Robot#: DASY5-PG-3 | Run#: MA-AB-200804-22#
Model#: T21X (PMUE5687A)
Phantom#: ELI4 1108
Tissue Temp: 21.4 (C)
Serial#: 16510WP0006
Antenna: Fixed antenna
Test Freq: 467.6375 (MHz)
Battery: PMNN4477A
Carry Acc: 1564028V01
Audio Acc: GU7140A (1884)
Start Power: 0.518 (W)

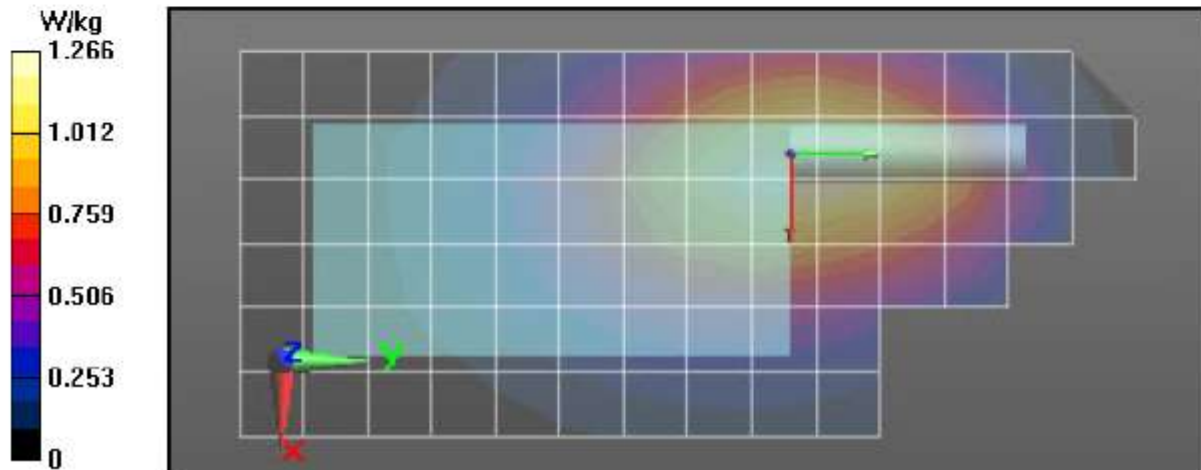
Comments:

Duty Cycle: 1:1, Medium parameters used: f= 468 MHz; $\sigma = 0.89$ S/m; $\epsilon_r = 41.7$; $\rho = 1000$ kg/m³
Probe: EX3DV4 - SN7486, Calibrated: 10/24/2019, Frequency: 467.637 MHz, ConvF(11.4, 11.4, 11.4) @ 467.637 MHz
Electronics: DAE4 Sn850, Calibrated: 10/16/2019

Below 2 GHz-Rev.3/Ab Scan/1-Area Scan (81x161x1): Interpolated grid: dx=1.500 mm, dy=1.500 mm
Reference Value = 39.43 V/m; Power Drift = -0.37 dB
Fast SAR: SAR(1 g) = 1.04 W/kg; SAR(10 g) = 0.743 W/kg (SAR corrected for target medium)
Maximum value of SAR (interpolated) = 1.29 W/kg

Below 2 GHz-Rev.3/Ab Scan/3-Zoom Scan (5x5x7)/Cube 0: Measurement grid: dx=7.5mm, dy=7.5mm, dz=5mm
Reference Value = 39.43 V/m; Power Drift = -0.43 dB
Peak SAR (extrapolated) = 1.43 W/kg
SAR(1 g) = 0.961 W/kg; SAR(10 g) = 0.676 W/kg (SAR corrected for target medium)
Smallest distance from peaks to all points 3 dB below: Larger than measurement grid
Ratio of SAR at M2 to SAR at M1 = 67.1%
Maximum value of SAR (measured) = 1.25 W/kg

Below 2 GHz-Rev.3/Ab Scan/4-Z-Axis Scan (1x1x17): Measurement grid: dx=20mm, dy=20mm, dz=10mm
Maximum value of SAR (measured) = 1.23 W/kg



Assessments at the Body for band 467.5625MHz - 467.7125MHz - Table 25

Motorola Solutions, Inc. EME Laboratory
 Date/Time: 8/5/2020 1:22:19 AM

Robot#: DASY5-PG-3 | Run#: MA-AB-200805-03#
 Model#: T21X (PMUE5687A)
 Phantom#: ELI4 1108
 Tissue Temp: 21.1 (C)
 Serial#: 16510WP0006
 Antenna: Fixed antenna
 Test Freq: 467.6375 (MHz)
 Battery: 1532
 Carry Acc: 42015005001
 Audio Acc: GU7140A (1884)
 Start Power: 0.513 (W)

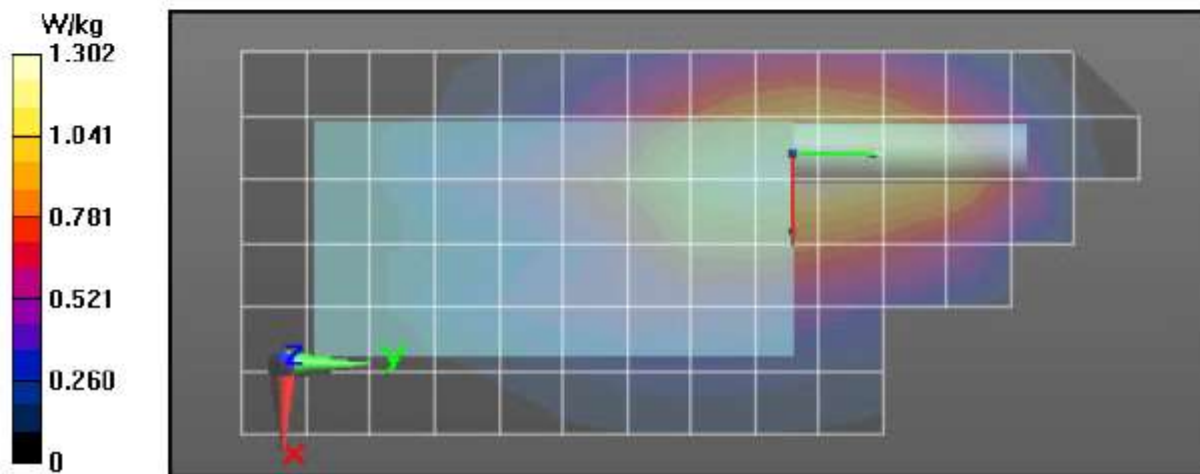
Comments:

Duty Cycle: 1:1, Medium parameters used: $f = 468$ MHz; $\sigma = 0.91$ S/m; $\epsilon_r = 42.1$; $\rho = 1000$ kg/m³
 Probe: EX3DV4 - SN7486, Calibrated: 10/24/2019, Frequency: 467.637 MHz, ConvF(11.4, 11.4, 11.4) @ 467.637 MHz
 Electronics: DAE4 Sn850, Calibrated: 10/16/2019

Below 2 GHz-Rev.3/Ab Scan/1-Area Scan (81x161x1): Interpolated grid: dx=1.500 mm, dy=1.500 mm
 Reference Value = 39.09 V/m; Power Drift = -0.33 dB
 Fast SAR: SAR(1 g) = 1.06 W/kg; SAR(10 g) = 0.748 W/kg (SAR corrected for target medium)
 Maximum value of SAR (interpolated) = 1.32 W/kg

Below 2 GHz-Rev.3/Ab Scan/3-Zoom Scan (5x5x7)/Cube 0: Measurement grid: dx=7.5mm, dy=7.5mm, dz=5mm
 Reference Value = 39.09 V/m; Power Drift = -0.36 dB
 Peak SAR (extrapolated) = 1.51 W/kg
 SAR(1 g) = 0.966 W/kg; SAR(10 g) = 0.660 W/kg (SAR corrected for target medium)
 Smallest distance from peaks to all points 3 dB below: Larger than measurement grid
 Ratio of SAR at M2 to SAR at M1 = 64.4%
 Maximum value of SAR (measured) = 1.29 W/kg

Below 2 GHz-Rev.3/Ab Scan/4-Z-Axis Scan (1x1x17): Measurement grid: dx=20mm, dy=20mm, dz=10mm
 Maximum value of SAR (measured) = 1.30 W/kg



Assessments at the Body for band 467.5625MHz - 467.7125MHz - Table 26

Motorola Solutions, Inc. EME Laboratory
Date/Time: 8/5/2020 3:07:42 AM

Robot#: DASY5-PG-3 | Run#: MA-AB-200805-06#
 Model#: T21X (PMUE5687A)
 Phantom#: ELI4 1108
 Tissue Temp: 21.1 (C)
 Serial#: 16510WP0006
 Antenna: Fixed antenna
 Test Freq: 467.6375 (MHz)
 Battery: 1532
 Carry Acc: PMLN7706A
 Audio Acc: GU7140A (1884)
 Start Power: 0.513 (W)

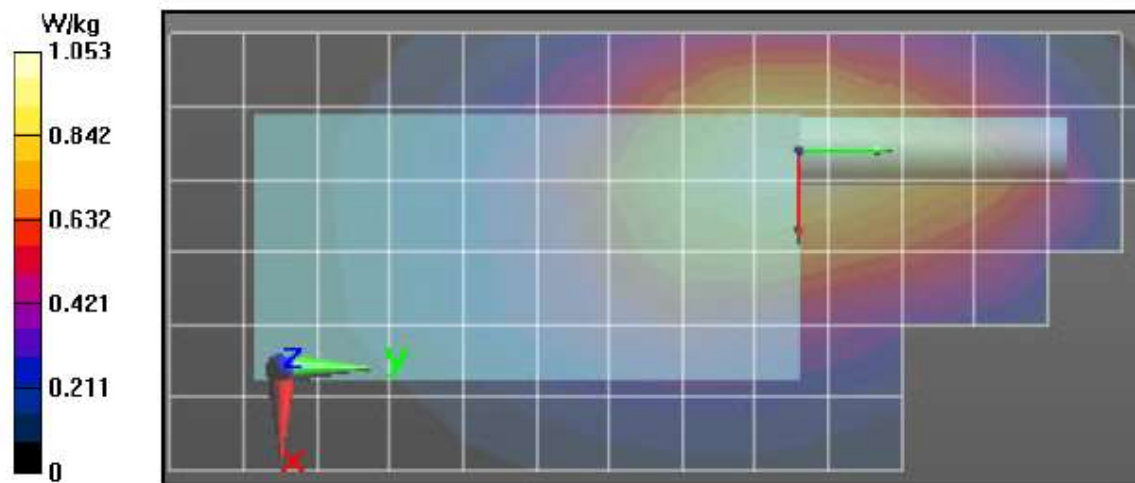
Comments:

Duty Cycle: 1:1, Medium parameters used: $f = 468$ MHz; $\sigma = 0.91$ S/m; $\epsilon_r = 42.1$; $\rho = 1000$ kg/m³
 Probe: EX3DV4 - SN7486, Calibrated: 10/24/2019, Frequency: 467.637 MHz, ConvF(11.4, 11.4, 11.4) @ 467.637 MHz
 Electronics: DAE4 Sn850, Calibrated: 10/16/2019

Below 2 GHz-Rev.3/Ab Scan/1-Area Scan (81x161x1): Interpolated grid: dx=1.500 mm, dy=1.500 mm
 Reference Value = 34.81 V/m; Power Drift = -0.25 dB
 Fast SAR: SAR(1 g) = 0.868 W/kg; SAR(10 g) = 0.619 W/kg (SAR corrected for target medium)
 Maximum value of SAR (interpolated) = 1.08 W/kg

Below 2 GHz-Rev.3/Ab Scan/3-Zoom Scan (5x5x7)/Cube 0: Measurement grid: dx=7.5mm, dy=7.5mm, dz=5mm
 Reference Value = 34.81 V/m; Power Drift = -0.30 dB
 Peak SAR (extrapolated) = 1.18 W/kg
 SAR(1 g) = 0.793 W/kg; SAR(10 g) = 0.558 W/kg (SAR corrected for target medium)
 Smallest distance from peaks to all points 3 dB below: Larger than measurement grid
 Ratio of SAR at M2 to SAR at M1 = 67.7%
 Maximum value of SAR (measured) = 1.03 W/kg

Below 2 GHz-Rev.3/Ab Scan/4-Z-Axis Scan (1x1x17): Measurement grid: dx=20mm, dy=20mm, dz=10mm
 Maximum value of SAR (measured) = 1.02 W/kg



Assessments at the Face for band 467.5625MHz - 467.7125MHz - Table 28

Motorola Solutions, Inc. EME Laboratory
Date/Time: 8/5/2020 3:48:04 AM

Robot#: DASY5-PG-3 | Run#: MA-FACE-200805-07#
Model#: T21X (PMUE5687A)
Phantom#: ELI4 1108
Tissue Temp: 21.2 (C)
Serial#: 16510WP0006
Antenna: Fixed antenna
Test Freq: 467.6375 (MHz)
Battery: PMNN4477A
Carry Acc: @ front
Audio Acc: N/A
Start Power: 0.518 (W)

Comments:

Duty Cycle: 1:1, Medium parameters used: $f = 468 \text{ MHz}$; $\sigma = 0.91 \text{ S/m}$; $\epsilon_r = 42.1$; $\rho = 1000 \text{ kg/m}^3$
Probe: EX3DV4 - SN7486, Calibrated: 10/24/2019, Frequency: 467.637 MHz, ConvF(11.4, 11.4, 11.4) @ 467.637 MHz
Electronics: DAE4 Sn850, Calibrated: 10/16/2019

Below 2 GHz-Rev.3/Face Scan/1-Area Scan (81x161x1): Interpolated grid: dx=1.500 mm, dy=1.500 mm

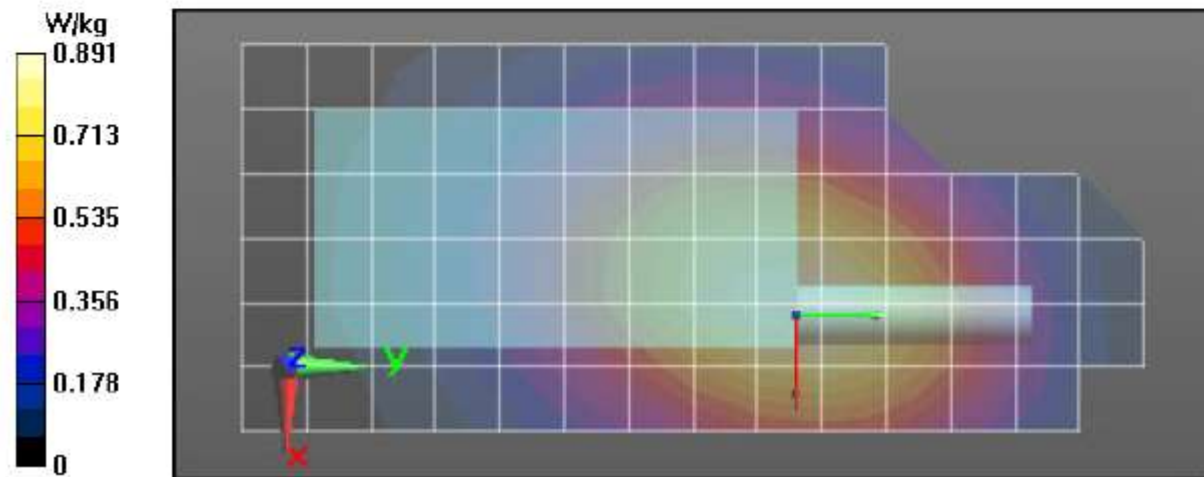
Reference Value = 32.45 V/m; Power Drift = -0.42 dB
Fast SAR: SAR(1 g) = 0.734 W/kg; SAR(10 g) = 0.530 W/kg (SAR corrected for target medium)
Maximum value of SAR (interpolated) = 0.906 W/kg

Below 2 GHz-Rev.3/Face Scan/3-Zoom Scan (5x5x7)/Cube 0: Measurement grid: dx=7.5mm, dy=7.5mm, dz=5mm

Reference Value = 32.45 V/m; Power Drift = -0.51 dB
Peak SAR (extrapolated) = 0.949 W/kg
SAR(1 g) = 0.665 W/kg; SAR(10 g) = 0.485 W/kg (SAR corrected for target medium)
Smallest distance from peaks to all points 3 dB below: Larger than measurement grid
Ratio of SAR at M2 to SAR at M1 = 70.3%
Maximum value of SAR (measured) = 0.843 W/kg

Below 2 GHz-Rev.3/Face Scan/4-Z-Axis Scan (1x1x17): Measurement grid: dx=20mm, dy=20mm, dz=10mm

Maximum value of SAR (measured) = 0.825 W/kg



APPENDIX F
Shortened Scan of Highest SAR configuration

Shortened Scan - Table 29

Motorola Solutions, Inc. EME Laboratory
Date/Time: 8/10/2020 12:49:52 AM

Robot#: DASY5-PG-3 | Run#: MA-AB-200810-02#
 Model#: T21X (PMUE5687A)
 Phantom#: ELI4 1108
 Tissue Temp: 22.0 (C)
 Serial#: 16510WP0001
 Antenna: Fixed antenna
 Test Freq: 462.6250 (MHz)
 Battery: AA ALKALINE
 Carry Acc: 42015005001
 Audio Acc: GU7140A (1884)
 Start Power: 0.505 (W)

Comments: Shorten scan

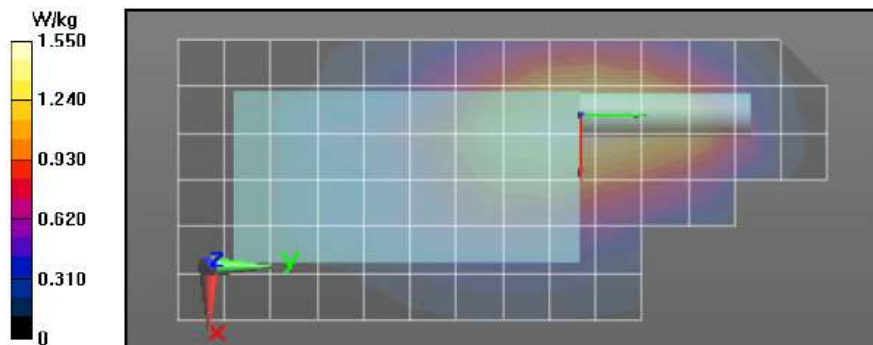
Duty Cycle: 1:1, Medium parameters used: $f = 463$ MHz; $\sigma = 0.91$ S/m; $\epsilon_r = 42.1$; $\rho = 1000$ kg/m³
 Probe: EX3DV4 - SN7486, Calibrated: 10/24/2019, Frequency: 462.625 MHz, ConvF(11.4, 11.4, 11.4) @ 462.625 MHz
 Electronics: DAE4 Sn850, Calibrated: 10/16/2019

Below 2 GHz-Rev.3/Ab Scan/1-Area Scan (81x161x1): Interpolated grid: dx=1.500 mm, dy=1.500 mm
 Reference Value = 43.25 V/m; Power Drift = -0.36 dB
 Fast SAR: SAR(1 g) = 1.27 W/kg; SAR(10 g) = 0.899 W/kg (SAR corrected for target medium)
 Maximum value of SAR (interpolated) = 1.58 W/kg

Below 2 GHz-Rev.3/Ab Scan/2-Volume 2D Scan (41x41x1): Interpolated grid: dx=0.7500 mm, dy=0.7500 mm, dz=1.000 mm
 Reference Value = 43.25 V/m; Power Drift = -0.36 dB
 Fast SAR: SAR(1 g) = 1.29 W/kg; SAR(10 g) = 0.918 W/kg (SAR corrected for target medium)
 Maximum value of SAR (interpolated) = 1.59 W/kg

Below 2 GHz-Rev.3/Ab Scan/3-Zoom Scan (5x5x7)/Cube 0: Measurement grid: dx=7.5mm, dy=7.5mm, dz=5mm
 Reference Value = 41.93 V/m; Power Drift = -0.13 dB
 Peak SAR (extrapolated) = 1.79 W/kg
 SAR(1 g) = 1.15 W/kg; SAR(10 g) = 0.782 W/kg (SAR corrected for target medium)
 Smallest distance from peaks to all points 3 dB below: Larger than measurement grid
 Ratio of SAR at M2 to SAR at M1 = 64.7%
 Maximum value of SAR (measured) = 1.53 W/kg

Below 2 GHz-Rev.3/Ab Scan/4-Z-Axis Scan (1x1x17): Measurement grid: dx=20mm, dy=20mm, dz=10mm
 Maximum value of SAR (measured) = 1.54 W/kg



Shortened scan reflects highest SAR producing configuration and is compared to the full scan.

| Scan Description | Referenced Table | Test Time (min.) | SAR 1g (W/kg) |
|-------------------------|------------------|------------------|---------------|
| Shorten scan (zoom) | 29 | 7 | 0.704 |
| Full scan (area & zoom) | 19 | 20 | 0.656 |

APPENDIX G
DUT Test Position Photos

Photos available in Exhibit 7B

APPENDIX H
DUT, Body worn and audio accessories Photos

Photos available in Exhibit 7B