

**EXHIBIT 1****IDENTIFICATION LABEL**

(Pursuant to FCC Part 2.907, 2.908 and RSP 100 Sec 3)

**LOCATION**

<u>      </u>	See the Attached Photograph or Sketch
<u>      </u>	Bottom of Radio
<u>      </u>	Top of Radio
<u>  X  </u>	Back of Radio
<u>      </u>	Back of Radio under Belt Clip

**TYPE**

<u>  X  </u>	The label is a polyester film laminate with a pressure sensitive adhesive backing. The adhesive is a permanent type acrylic with the minimum peel strength of 40 oz/inch.
--------------	---

**MARKINGS (TEXT)**

<u>  X  </u>	See the Attached Photograph and Exhibit 3 for the actual location of the FCC/IC label on the device.
<u>  X  </u>	Label Attached Below.
<u>      </u>	See Attached Drawing.

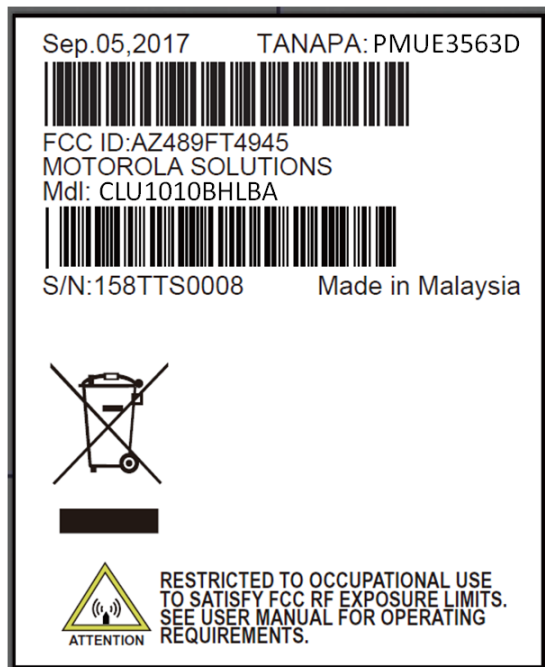
**CLP1010**

Figure 1: FCC Label for CLU1010BHLBA

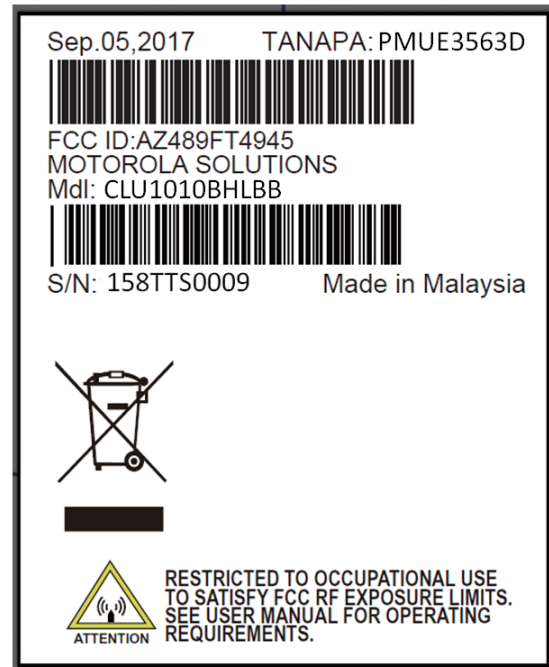


Figure 2: FCC Label for CLU1010BHLBB



Figure 3: FCC Label for CLU1010BHMBB

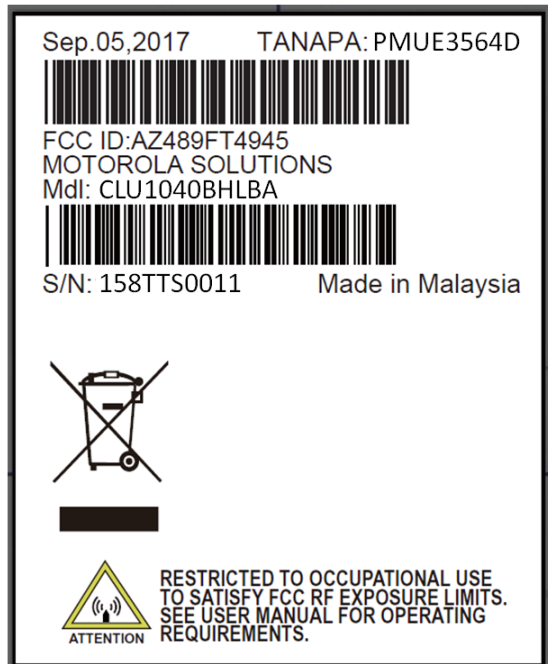
**CLP1040**

Figure 4: FCC Label for CLU1040BHLBA

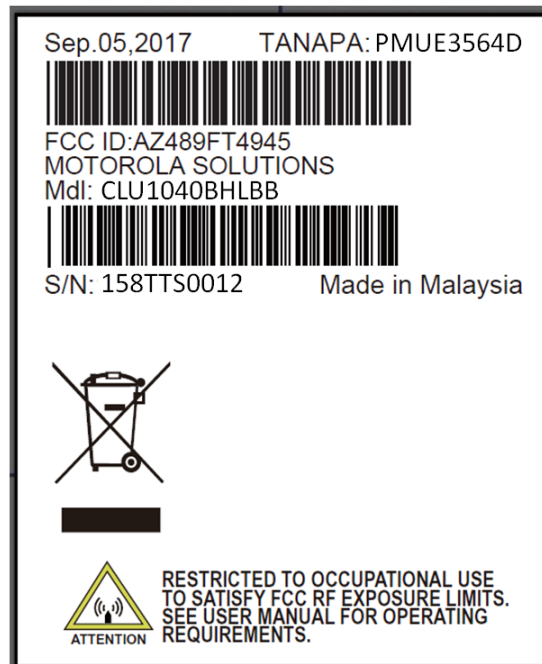


Figure 5: FCC Label for CLU1040BHLBB



Figure 6: FCC Label for CLU1040BHMBB

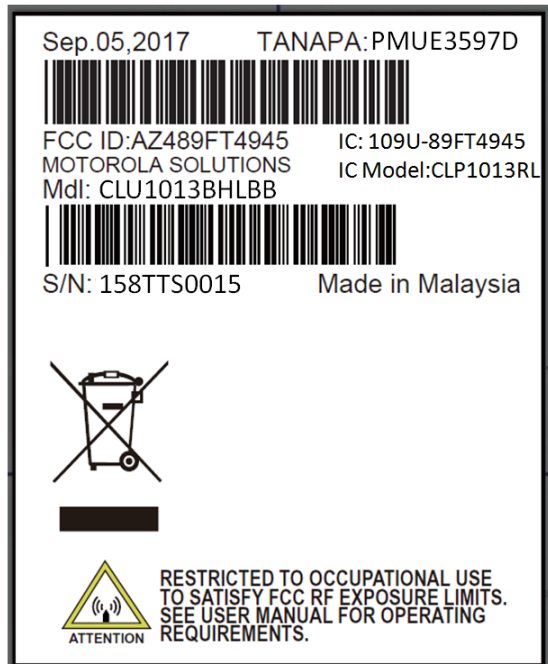
**CLP1013 Canada Model**

Figure 7: IC Label for CLP1013RL

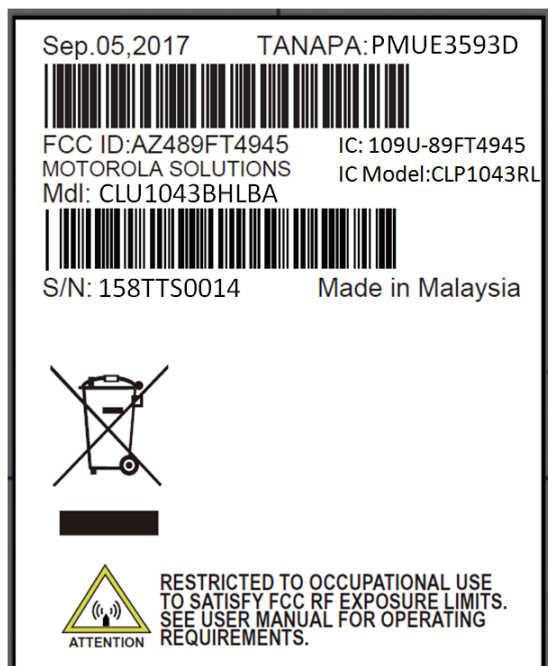
**CLP1043 Canada Model**

Figure 8: IC Label for CLP1043RL