



DECLARATION OF COMPLIANCE SAR ASSESSMENT Part 2 of 2

Motorola Solutions, Inc. EME Test Laboratory Motorola Solutions Malaysia Sdn Bhd (455657-H) Plot 2, Bayan Lepas Technoplex Industrial Park, Mukim 12 SWD 11900 Bayan Lepas Penang, Malaysia.	Date of Report: 06/09/2015 Report Revision: A
--	--


Responsible Engineer: Tiong Nguk Ing (EME Engineer)
Report Author: Tiong Nguk Ing (EME Engineer)
Date/s Tested: 05/29/15-06/02/15
Manufacturer/Location: Motorola Solutions, Penang
Sector/Group/Div.: EMS
Date submitted for test: 05/29/2015
DUT Description: T480 GMRS/FRS Consumer Radio 462 MHz and 467 MHz
Test TX mode(s): CW (PTT)
Max. Power output: 2.0W (GMRS), 0.5W (FRS)
Nominal Power: 1.5W (GMRS), 0.4W (FRS)
Tx Frequency Bands: FRS 467.5625 - 467.7125 MHz
 FRS 462.5625 – 462.7125 MHz
 GMRS 462.5500 – 462.7250 MHz

Signaling type: FM
Model(s) Tested: T480 (PMUE4643A)
Model(s) Certified: T480 (PMUE4643A)
Serial Number(s): 1654RHZ015, 1654RHZ018
Classification: General Population/Uncontrolled
FCC ID: AZ489FT4925; FRS 467.5625 - 467.7125 MHz,
 FRS 462.5625 – 462.7125 MHz, GMRS 462.5500 – 462.7250 MHz

IC: 109U-89FT4925

The test results clearly demonstrate compliance with FCC General Population/Uncontrolled RF Exposure limits of 1.6 W/kg averaged over 1 gram per the requirements of OET Bulletin 65. The 10 grams result is not applicable to FCC filing. The test results clearly demonstrate compliance with ICNIRP (1998) Guidelines for limiting exposure in time-varying electric, magnetic, and electromagnetic fields (up to 300 GHz), Health Physics 74, 494-522 RF Exposure limits of 2 W/kg averaged over 10grams of contiguous tissue.

Based on the information and the testing results provided herein, the undersigned certifies that when used as stated in the operating instructions supplied, said product complies with the national and international reference standards and guidelines listed in section 4.0 of this report. This report shall not be reproduced without written approval from an officially designated representative of the Motorola Solutions Inc EME Laboratory. I attest to the accuracy of the data and assume full responsibility for the completeness of these measurements. This reporting format is consistent with the suggested guidelines of the TIA TSB-150 December 2004. The results and statements contained in this report pertain only to the device(s) evaluated.

 Deanna Zakharia EME Lab Senior Resource Manager, Laboratory Director Approval Date: 6/9/2015	Certification Date: 6/9/2015 Certification No.: L1150609
---	---

Appendix D

System Verification Check Scans

Motorola Solutions, Inc. EME Laboratory

Date/Time: 5/29/2015 10:48:03 AM

Robot#: DASY5-PG-1 | Run#: KKL-SYSP-450H-150529-01
 Dipole Model#: D450V3
 Phantom#: ELI4 1103
 Tissue Temp: 21.1(C)
 Serial#: 1054
 Test Freq: 450.000 (MHz)
 Start Power: 250 (mW)
 Rotation (1D): 0.045 dB
 Adjusted SAR (1W): 4.64 mW/g (1g)

Comments:

Duty Cycle: 1:1, Medium parameters used; $f = 450$ MHz; $\sigma = 0.89$ S/m; $\epsilon_1 = 43.2$; $\rho = 1000$ kg/m³
 Probe: ES3DV3 - SN3096, Frequency: 450 MHz, ConvF(6.61, 6.61, 6.61); Calibrated: 11/12/2014
 Electronics: DAE4 Sn1294, Calibrated: 11/3/2014

Below 2 GHz-Rev.2/System Performance Check/Dipole Area Scan 2 (41x181x1):

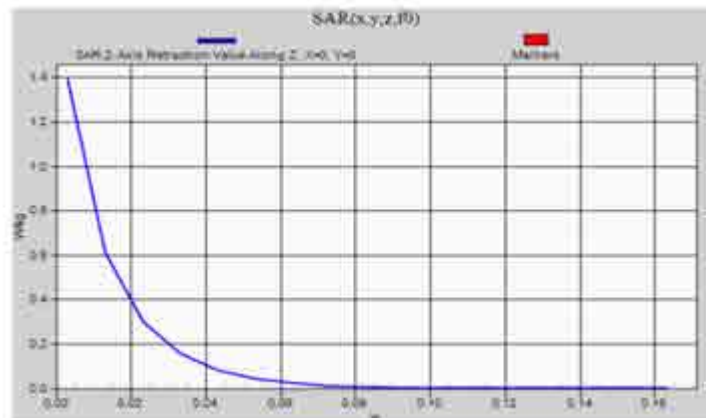
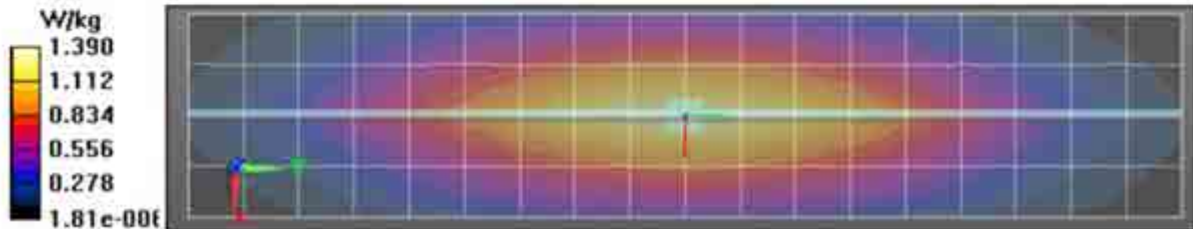
Interpolated grid: dx=1.500 mm, dy=1.500 mm
 Reference Value = 40.52 V/m; Power Drift = -0.08 dB
 Fast SAR: SAR(1 g) = 1.19 W/kg; SAR(10 g) = 0.830 W/kg (SAR corrected for target medium)
 Maximum value of SAR (interpolated) = 1.38 W/kg

Below 2 GHz-Rev.2/System Performance Check/0-Degree Cube (5x5x7)/Cube 0:

Measurement grid: dx=7.5mm, dy=7.5mm, dz=5mm
 Reference Value = 40.52 V/m; Power Drift = -0.08 dB
 Peak SAR (extrapolated) = 1.84 W/kg
 SAR(1 g) = 1.16 W/kg; SAR(10 g) = 0.763 W/kg (SAR corrected for target medium)
 Maximum value of SAR (measured) = 1.39 W/kg

Below 2 GHz-Rev.2/System Performance Check/Z-Axis Retraction (1x1x17):

Measurement grid: dx=20mm, dy=20mm, dz=10mm



Motorola Solutions, Inc. EME Laboratory

Date/Time: 5/29/2015 9:26:53 PM

Robot#: DASY5-PG-1 | Run#: MO-SYSP-450B-150529-12
 Dipole Model#: D450V3
 Phantom#: ELI4 1028
 Tissue Temp: 20.6 (C)
 Serial#: 1054
 Test Freq: 450.000 (MHz)
 Start Power: 250 (mW)
 Rotation (1D): 0.041dB
 Adjusted SAR (1W): 4.76 mW/g (1g)

Comments:

Duty Cycle: 1:1. Medium parameters used: $f = 450$ MHz; $\sigma = 0.93$ S/m; $\epsilon_r = 54.9$; $\rho = 1000$ kg/m³
 Probe: ES3DV3 - SN3096, Frequency: 450 MHz, ConvF(6.73, 6.73, 6.73), Calibrated: 11/12/2014
 Electronics: DAE4 Su1294, Calibrated: 11/3/2014

Below 2 GHz-Rev.2/System Performance Check/Dipole Area Scan 2 (41x181x1):

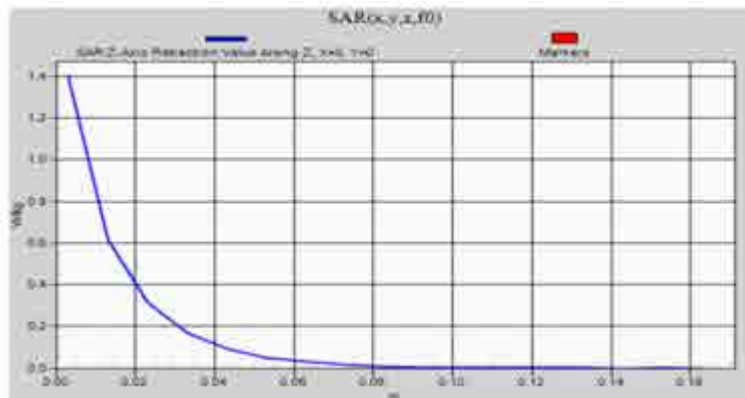
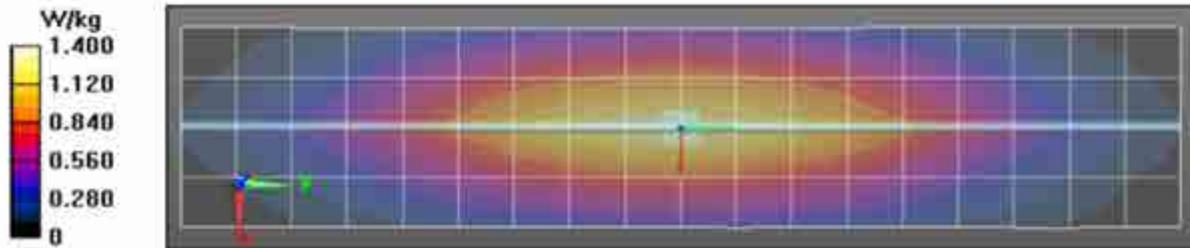
Interpolated grid: dx=1.500 mm, dy=1.500 mm
 Reference Value = 38.85 V/m; Power Drift = -0.00 dB
 Fast SAR: SAR(1 g) = 1.22 W/kg; SAR(10 g) = 0.845 W/kg (SAR corrected for target medium)
 Maximum value of SAR (interpolated) = 1.39 W/kg

Below 2 GHz-Rev.2/System Performance Check/0-Degree Cube (5x5x7)/Cube 0:

Measurement grid: dx=7.5mm, dy=7.5mm, dz=5mm
 Reference Value = 38.85 V/m; Power Drift = -0.00 dB
 Peak SAR (extrapolated) = 1.92 W/kg
 SAR(1 g) = 1.19 W/kg; SAR(10 g) = 0.783 W/kg (SAR corrected for target medium)
 Maximum value of SAR (measured) = 1.40 W/kg

Below 2 GHz-Rev.2/System Performance Check/Z-Axis Retraction (1x1x17):

Measurement grid: dx=20mm, dy=20mm, dz=10mm



Motorola Solutions, Inc. EME Laboratory
Date/Time: 5/30/2015 4:40:46 PM

Robot#: DASY5-PG-1 | Run#: MO-SYSP-450B-150530-01
 Dipole Model#: D450V3
 Phantom#: ELI4 1028
 Tissue Temp: 21.1 (C)
 Serial#: 1054
 Test Freq: 450,000 (MHz)
 Start Power: 250 (mW)
 Rotation (1D): 0.059 dB
 Adjusted SAR (1W): 4.80 mW/g (1g)

Comments:

Duty Cycle: 1:1. Medium parameters used: $f = 450 \text{ MHz}$; $\sigma = 0.94 \text{ S/m}$; $\epsilon_r = 55.1$; $\rho = 1000 \text{ kg/m}^3$
 Probe: ES3DV3 - SN3096, Frequency: 450 MHz, ConvF(6.73, 6.73, 6.73); Calibrated: 11/12/2014
 Electronics: DAE4 Sn1294, Calibrated: 11/3/2014

Below 2 GHz-Rev.2/System Performance Check/Dipole Area Scan 2 (41x181x1):

Interpolated grid: $dx=1.500 \text{ mm}$, $dy=1.500 \text{ mm}$
 Reference Value = 38.86 V/m; Power Drift = -0.00 dB
 Fast SAR: SAR(1 g) = 1.23 W/kg; SAR(10 g) = 0.856 W/kg (SAR corrected for target medium)
 Maximum value of SAR (interpolated) = 1.41 W/kg

Below 2 GHz-Rev.2/System Performance Check/Dipole Area Scan 2 (5x19x1):

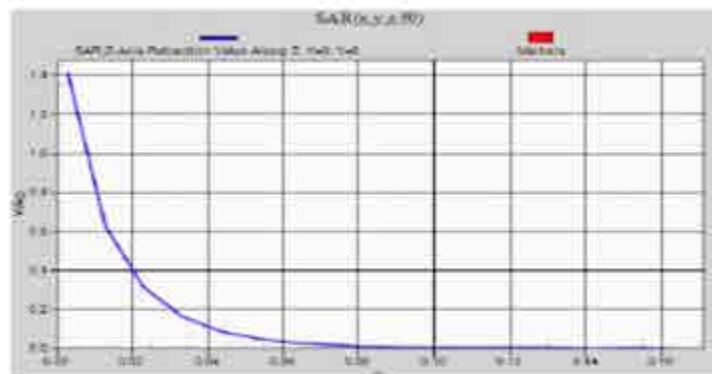
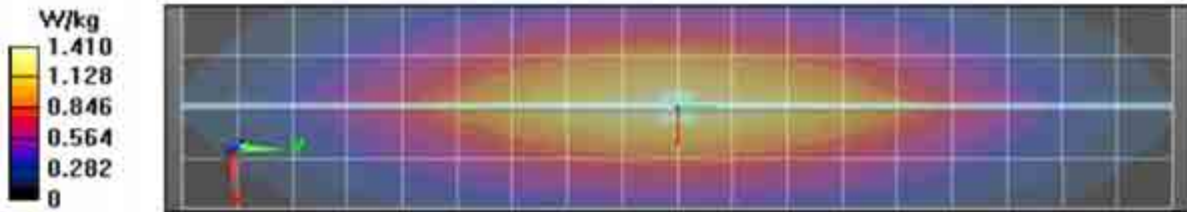
Measurement grid: $dx=15\text{mm}$, $dy=15\text{mm}$
 Maximum value of SAR (measured) = 1.41 W/kg

Below 2 GHz-Rev.2/System Performance Check/0-Degree Cube (5x5x7)/Cube 0:

Measurement grid: $dx=7.5\text{mm}$, $dy=7.5\text{mm}$, $dz=5\text{mm}$
 Reference Value = 38.86 V/m; Power Drift = -0.00 dB
 Peak SAR (extrapolated) = 1.95 W/kg
 SAR(1 g) = 1.2 W/kg; SAR(10 g) = 0.785 W/kg (SAR corrected for target medium)

Below 2 GHz-Rev.2/System Performance Check/Z-Axis Retraction (1x1x17):

Measurement grid: $dx=20\text{mm}$, $dy=20\text{mm}$, $dz=10\text{mm}$



Motorola Solutions, Inc. EME Laboratory
Date/Time: 5/31/2015 4:09:41 PM

Robot#: DASY5-PG-1 | Run#: TLC-SYSP-450B-150531-01
 Dipole Model#: D450V3
 Phantom#: ELI4 1028
 Tissue Temp: 21.1 (C)
 Serial#: 1054
 Test Freq: 450.000 (MHz)
 Start Power: 250 (mW)
 Rotation (1D): 0.036 dB
 Adjusted SAR (1W): 4.76 mW/g (1g)

Comments:

Duty Cycle: 1:1, Medium parameters used: $f = 450$ MHz; $\sigma = 0.93$ S/m; $\epsilon_r = 54.8$; $\rho = 1000$ kg/m³
 Probe: ES3DV3 - SN3096, Frequency: 450 MHz, ConvF(6.73, 6.73, 6.73); Calibrated: 11/12/2014
 Electronics: DAE4 Sn1294, Calibrated: 11/3/2014

Below 2 GHz-Rev.2/System Performance Check/Dipole Area Scan 2 (41x181x1):

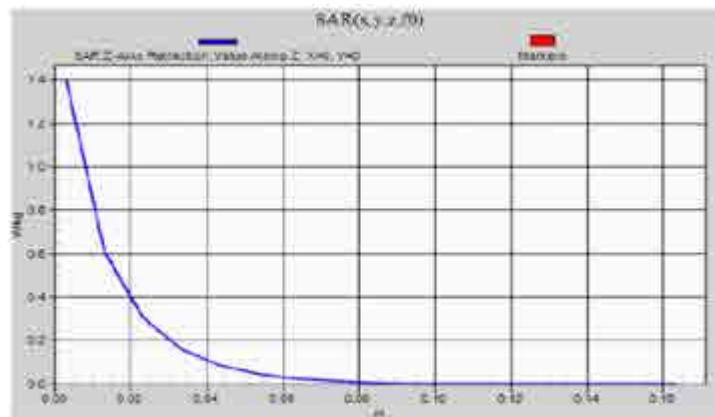
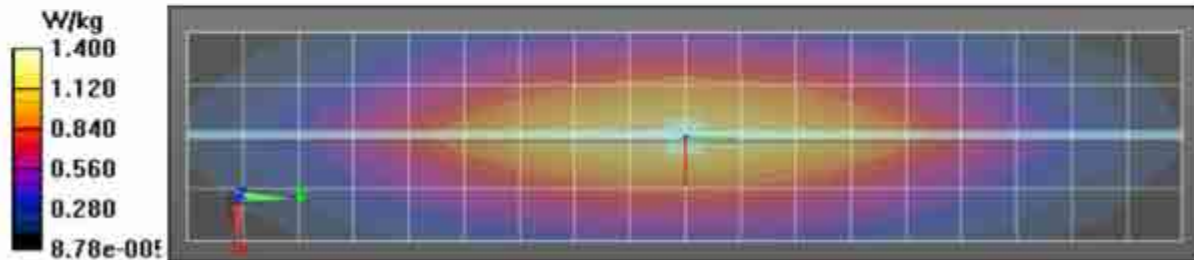
Interpolated grid: dx=1.500 mm, dy=1.500 mm
 Reference Value = 38.86 V/m; Power Drift = -0.01 dB
 Fast SAR: SAR(1 g) = 1.23 W/kg; SAR(10 g) = 0.853 W/kg (SAR corrected for target medium)
 Maximum value of SAR (interpolated) = 1.39 W/kg

Below 2 GHz-Rev.2/System Performance Check/0-Degree Cube (5x5x7)/Cube 0:

Measurement grid: dx=7.5mm, dy=7.5mm, dz=5mm
 Reference Value = 38.86 V/m; Power Drift = -0.01 dB
 Peak SAR (extrapolated) = 1.95 W/kg
 SAR(1 g) = 1.19 W/kg; SAR(10 g) = 0.783 W/kg (SAR corrected for target medium)
 Maximum value of SAR (measured) = 1.40 W/kg

Below 2 GHz-Rev.2/System Performance Check/Z-Axis Retraction (1x1x17):

Measurement grid: dx=20mm, dy=20mm, dz=10mm



Motorola Solutions, Inc. EME Laboratory
Date/Time: 6/1/2015 1:52:01 PM

Robot#: DASY5-PG-1 | Run#: AZ-SYSP-450H-150601-04
 Dipole Model#: D450V3
 Phantom#: ELI4 1103
 Tissue Temp: 21.1(C)
 Serial#: 1054
 Test Freq: 450.000 (MHz)
 Start Power: 250 (mW)
 Rotation (1D): 0.050 dB
 Adjusted SAR (1W): 4.56 mW/g (1g)

Comments:

Duty Cycle: 1:1, Medium parameters used: $f = 450$ MHz; $\sigma = 0.87$ S/m; $\epsilon_r = 42.6$; $\rho = 1000$ kg/m³
 Probe: ES3DV3 - SN3096, Frequency: 450 MHz, ConvF(6.61, 6.61, 6.61); Calibrated: 11/12/2014
 Electronics: DAE4 Sn1294, Calibrated: 11/3/2014

Below 2 GHz-Rev.2/System Performance Check/Dipole Area Scan 2 (41x181x1):

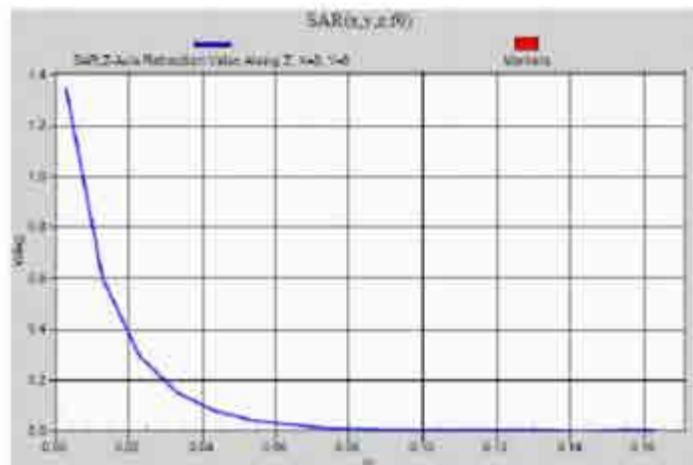
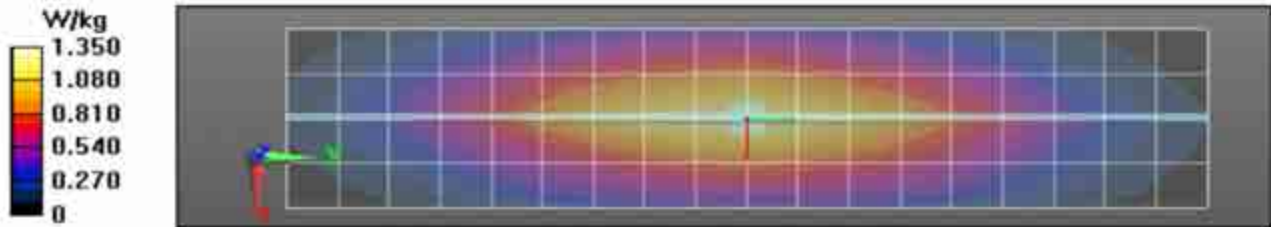
Interpolated grid: dx=1.500 mm, dy=1.500 mm
 Reference Value = 40.22 V/m; Power Drift = 0.00 dB
 Fast SAR: SAR(1 g) = 1.18 W/kg; SAR(10 g) = 0.820 W/kg (SAR corrected for target medium)
 Maximum value of SAR (interpolated) = 1.35 W/kg

Below 2 GHz-Rev.2/System Performance Check/0-Degree Cube (5x5x7)/Cube 0:

Measurement grid: dx=7.5mm, dy=7.5mm, dz=5mm
 Reference Value = 40.22 V/m; Power Drift = 0.00 dB
 Peak SAR (extrapolated) = 1.76 W/kg
 SAR(1 g) = 1.14 W/kg; SAR(10 g) = 0.755 W/kg (SAR corrected for target medium)

Below 2 GHz-Rev.2/System Performance Check/Z-Axis Retraction (1x1x17):

Measurement grid: dx=20mm, dy=20mm, dz=10mm



Motorola Solutions, Inc. EME Laboratory

Date/Time: 6/2/2015 10:37:51 AM

Robot#: DASY5-PG-1 | Run#: AZ-SYSP-450B-150602-01
 Dipole Model#: D450V3
 Phantom#: ELI4 1028
 Tissue Temp: 21.1 (C)
 Serial#: 1054
 Test Freq: 450.000 (MHz)
 Start Power: 250 (mW)
 Rotation (1D): 0.016 dB
 Adjusted SAR (1W): 4.60 mW/g (1g)

Comments:

Duty Cycle: 1:1, Medium parameters used: $f = 450 \text{ MHz}$; $\sigma = 0.91 \text{ S/m}$; $\epsilon_r = 54.6$; $\rho = 1000 \text{ kg/m}^3$
 Probe: ES3DV3 - SN3096, Frequency: 450 MHz, ConvF(6.73, 6.73, 6.73); Calibrated: 11/12/2014
 Electronics: DAE4 Sn1294, Calibrated: 11/3/2014

Below 2 GHz-Rev.2/System Performance Check/Dipole Area Scan 2 (41x181x1):

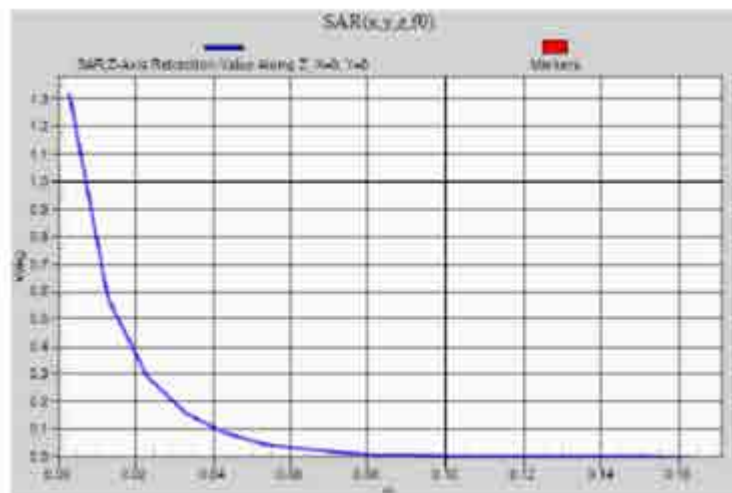
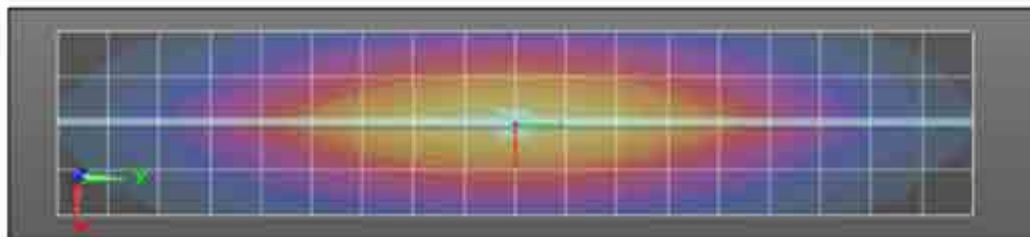
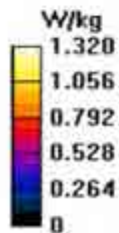
Interpolated grid: $dx=1.500 \text{ mm}$, $dy=1.500 \text{ mm}$
 Reference Value = 38.08 V/m; Power Drift = -0.03 dB
 Fast SAR: SAR(1 g) = 1.16 W/kg; SAR(10 g) = 0.805 W/kg (SAR corrected for target medium)
 Maximum value of SAR (interpolated) = 1.30 W/kg

Below 2 GHz-Rev.2/System Performance Check/0-Degree Cube (5x5x7)/Cube 0:

Measurement grid: $dx=7.5\text{mm}$, $dy=7.5\text{mm}$, $dz=5\text{mm}$
 Reference Value = 38.08 V/m; Power Drift = -0.03 dB
 Peak SAR (extrapolated) = 1.89 W/kg
 SAR(1 g) = 1.15 W/kg; SAR(10 g) = 0.750 W/kg (SAR corrected for target medium)
 Maximum value of SAR (measured) = 1.34 W/kg

Below 2 GHz-Rev.2/System Performance Check/Z-Axis Retraction (1x1x17):

Measurement grid: $dx=20\text{mm}$, $dy=20\text{mm}$, $dz=10\text{mm}$
 Maximum value of SAR (measured) = 1.32 W/kg



Appendix E DUT Scans

Assessments at the Body - Table 18

Motorola Solutions, Inc. EME Laboratory

Date/Time: 6/1/2015 6:56:28 AM

Robot#: DASY5-PG-1 | Run#: AZ-AB-150601-01
 Model#: PMUE4643A
 Phantom#: ELI4 1028
 Tissue Temp: 21.1 (C)
 Serial#: 1654RHZ018
 Antenna: Fixed
 Test Freq: 467.6375 (MHz)
 Battery: PMNN4477A
 Carry Acc: PMLN7240A
 Audio Acc: PMLN7251A
 Start Power: 0.43 (W)

Comments: Shorten Scan

Duty Cycle: 1:1. Medium parameters used: $f = 468$ MHz; $\sigma = 0.95$ S/m; $\epsilon_r = 54.5$; $\rho = 1000$ kg/m³
 Probe: ES3DV3 - SN3096, Frequency: 467.637 MHz, ConvF(6.73, 6.73, 6.73); Calibrated: 11/12/2014
 Electronics: DAE4 Sn1294, Calibrated: 11/3/2014

Below 2 GHz-Rev.2/Ab Scan/1-Area Scan (61x151x1): Interpolated grid: dx=1.500 mm, dy=1.500 mm

Reference Value = 19.14 V/m; Power Drift = -0.78 dB
 Fast SAR: SAR(1 g) = 0.290 W/kg; SAR(10 g) = 0.209 W/kg (SAR corrected for target medium)
 Maximum value of SAR (interpolated) = 0.325 W/kg

Below 2 GHz-Rev.2/Ab Scan/2-Volume 2D Scan (41x41x1): Interpolated grid: dx=0.7500 mm, dy=0.7500 mm, dz=1.000 mm

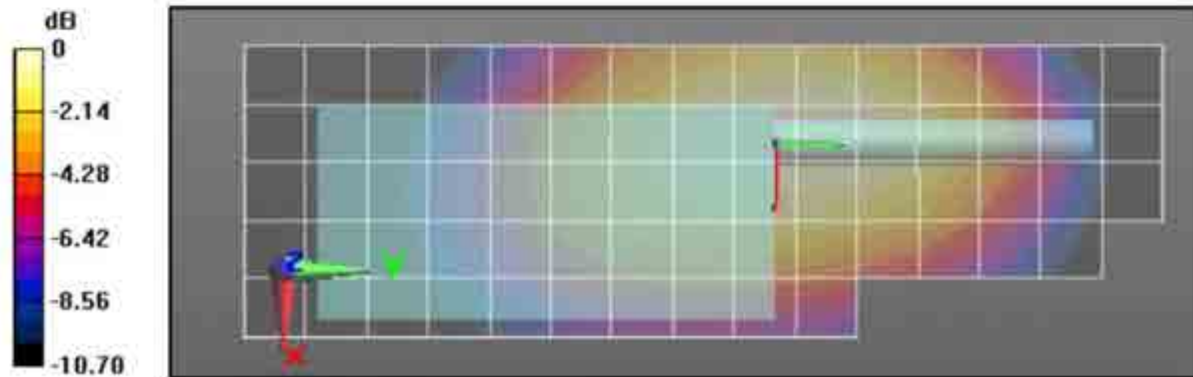
Reference Value = 19.14 V/m; Power Drift = -0.95 dB
 Fast SAR: SAR(1 g) = 0.278 W/kg; SAR(10 g) = 0.203 W/kg (SAR corrected for target medium)
 Maximum value of SAR (interpolated) = 0.309 W/kg

Below 2 GHz-Rev.2/Ab Scan/4-Z-Axis Scan (1x1x17): Measurement grid: dx=20mm, dy=20mm, dz=10mm

Maximum value of SAR (measured) = 0.297 W/kg

Below 2 GHz-Rev.2/Ab Scan/3-Zoom Scan (7x7x7)/Cube 0: Measurement grid: dx=7.5mm, dy=7.5mm, dz=5mm

Reference Value = 19.12 V/m; Power Drift = -0.96 dB
 Peak SAR (extrapolated) = 0.413 W/kg
 SAR(1 g) = 0.274 W/kg; SAR(10 g) = 0.196 W/kg (SAR corrected for target medium)
 Maximum value of SAR (measured) = 0.309 W/kg



0 dB = 0.309 W/kg = -5.10 dBW/kg

Assessments at the Body - Table 20

Motorola Solutions, Inc. EME Laboratory
 Date/Time: 5/30/2015 8:18:31 PM

Robot#: DASY5-PG-1 | Run#: MO-AB-150530-06
 Model#: PMUE4643A
 Phantom#: ELI4 1028
 Tissue Temp: 19.9 (C)
 Serial#: 1654RHZ015
 Antenna: Fixed
 Test Freq: 462.6375 (MHz)
 Battery: PMNN4477A
 Carry Acc: PMLN7240A
 Audio Acc: GU7140A w/ 56320B
 Start Power: 1.42 (W)

Comments:

Duty Cycle: 1:1. Medium parameters used: $f = 463$ MHz; $\sigma = 0.95$ S/m; $\epsilon_r = 54.9$; $\rho = 1000$ kg/m³
 Probe: ES3DV3 - SN3096, Frequency: 462.637 MHz. ConvF(6.73, 6.73, 6.73); Calibrated: 11/12/2014
 Electronics: DAE4 Sn1294, Calibrated: 11/3/2014

Below 2 GHz-Rev.2/Ab Scan/1-Area Scan (61x151x1): Interpolated grid: dx=1.500 mm, dy=1.500 mm

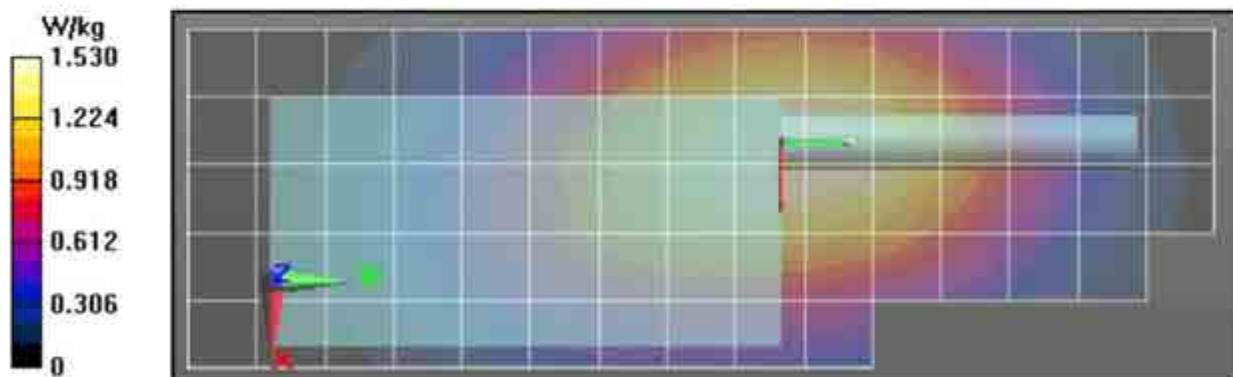
Reference Value = 41.73 V/m; Power Drift = -0.50 dB
 Fast SAR: SAR(1 g) = 1.45 W/kg; SAR(10 g) = 1.05 W/kg (SAR corrected for target medium)
 Maximum value of SAR (interpolated) = 1.63 W/kg

Below 2 GHz-Rev.2/Ab Scan/3-Zoom Scan (6x6x7)/Cube 0: Measurement grid: dx=7.5mm, dy=7.5mm, dz=5mm

Reference Value = 41.73 V/m; Power Drift = -0.66 dB
 Peak SAR (extrapolated) = 2.04 W/kg
 SAR(1 g) = 1.38 W/kg; SAR(10 g) = 0.980 W/kg (SAR corrected for target medium)
 Maximum value of SAR (measured) = 1.57 W/kg

Below 2 GHz-Rev.2/Ab Scan/4-Z-Axis Scan (1x1x17): Measurement grid: dx=20mm, dy=20mm, dz=10mm

Maximum value of SAR (measured) = 1.53 W/kg



Assessment at the Face – Table 22

Motorola Solutions, Inc. EME Laboratory
Date/Time: 6/1/2015 3:00:26 PM

Robot#: DASY5-PG-1 | Run#: MO-FACE-150601-05
 Model#: PMUE4643A
 Phantom#: ELI4 1103
 Tissue Temp: 20.9 (C)
 Serial#: 1654RHZ015
 Antenna: Fixed
 Test Freq: 467.6375 (MHz)
 Battery: 3XAA Alkaline
 Carry Acc: None
 Audio Acc: None
 Start Power: 0.48 (W)

Comments:


Duty Cycle: 1:1. Medium parameters used: $f = 468$ MHz; $\sigma = 0.89$ S/m; $\epsilon_r = 42.3$; $\rho = 1000$ kg/m³
 Probe: ES3DV3 - SN3096. Frequency: 467.637 MHz, ConvF(6.61, 6.61, 6.61); Calibrated: 11/12/2014
 Electronics: DAE4 Sn1294, Calibrated: 11/3/2014

Below 2 GHz-Rev.2/Face Scan/1-Area Scan (61x151x1): Interpolated grid: dx=1.500 mm, dy=1.500 mm
 Reference Value = 14.67 V/m; Power Drift = -0.67 dB
Fast SAR: SAR(1 g) = 0.177 W/kg; SAR(10 g) = 0.129 W/kg (SAR corrected for target medium)
 Maximum value of SAR (interpolated) = 0.199 W/kg

Below 2 GHz-Rev.2/Face Scan/2-Volume 2D Scan (41x41x1): Interpolated grid: dx=0.7500 mm, dy=0.7500 mm, dz=1.000 mm
 Reference Value = 14.67 V/m; Power Drift = -0.81 dB
Fast SAR: SAR(1 g) = 0.166 W/kg; SAR(10 g) = 0.122 W/kg (SAR corrected for target medium)
 Maximum value of SAR (interpolated) = 0.185 W/kg

Below 2 GHz-Rev.2/Face Scan/3-Zoom Scan (6x6x7)/Cube 0: Measurement grid: dx=7.5mm, dy=7.5mm, dz=5mm
 Reference Value = 17.18 V/m; Power Drift = -0.98 dB
 Peak SAR (extrapolated) = 0.274 W/kg
SAR(1 g) = 0.197 W/kg; SAR(10 g) = 0.142 W/kg (SAR corrected for target medium)
 Maximum value of SAR (measured) = 0.223 W/kg

Below 2 GHz-Rev.2/Face Scan/4-Z-Axis Scan (1x1x17): Measurement grid: dx=20mm, dy=20mm, dz=10mm
 Maximum value of SAR (measured) = 0.182 W/kg



Assessment at the Face – Table 24

Motorola Solutions, Inc. EME Laboratory

Date/Time: 5/29/2015 4:19:57 PM

Robot#: DASY5-PG-1| Run#: MO-FACE-150529-03
 Model#: PMUE4643A
 Phantom#: ELI4 1103
 Tissue Temp: 20.7 (C)
 Serial#: 1654RHZ015
 Antenna: Fixed
 Test Freq: 462.6375 (MHz)
 Battery: PMNN4477A
 Carry Acc: None
 Audio Acc: None
 Start Power: 1.42 (W)

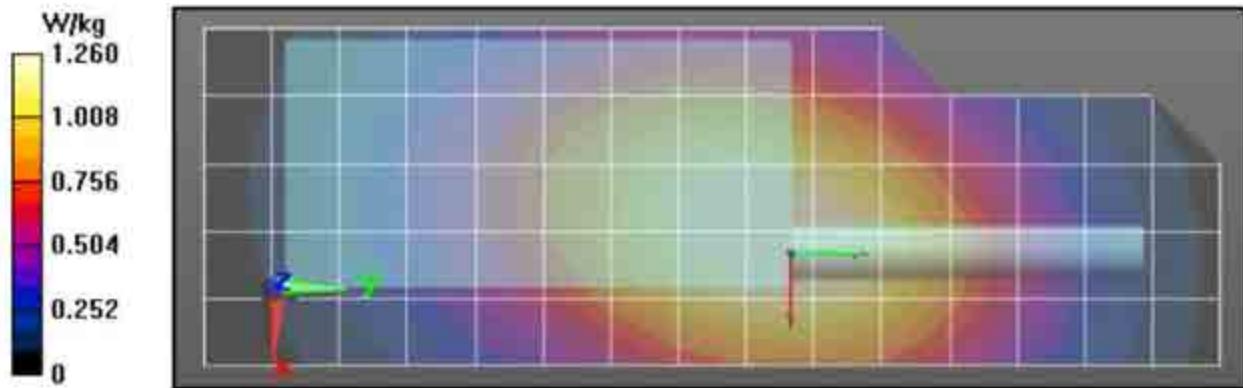
Comments:

Duty Cycle: 1:1, Medium parameters used: $f = 463$ MHz; $\sigma = 0.9$ S/m; $\epsilon_r = 42.9$; $\rho = 1000$ kg/m³
 Probe: ES3DV3 - SN3096., Frequency: 462.637 MHz, ConvF(6.61, 6.61, 6.61); Calibrated: 11/12/2014
 Electronics: DAE4 Sn1294, Calibrated: 11/3/2014

Below 2 GHz-Rev.2/Face Scan/1-Area Scan (61x151x1): Interpolated grid: dx=1.500 mm, dy=1.500 mm
 Reference Value = 37.88 V/m; Power Drift = -0.51 dB
Fast SAR: SAR(1 g) = 1.21 W/kg; SAR(10 g) = 0.876 W/kg (SAR corrected for target medium)
 Maximum value of SAR (interpolated) = 1.35 W/kg

Below 2 GHz-Rev.2/Face Scan/3-Zoom Scan (6x6x7)/Cube 0: Measurement grid: dx=7.5mm, dy=7.5mm, dz=5mm
 Reference Value = 37.88 V/m; Power Drift = -0.60 dB
 Peak SAR (extrapolated) = 1.56 W/kg
SAR(1 g) = 1.13 W/kg; SAR(10 g) = 0.819 W/kg (SAR corrected for target medium)
 Maximum value of SAR (measured) = 1.28 W/kg

Below 2 GHz-Rev.2/Face Scan/4-Z-Axis Scan (1x1x17): Measurement grid: dx=20mm, dy=20mm, dz=10mm
 Maximum value of SAR (measured) = 1.26 W/kg



APPENDIX F
Shortened Scan of Highest SAR configuration

Shortened Scan Table 25

Motorola Solutions, Inc. EME Laboratory
Date/Time: 6/1/2015 8:08:34 AM

Robot#: DASY5-PG-1 | Run#: AZ-AB-150601-02
 Model#: PMUE4643A
 Phantom#: ELI4 1028
 Tissue Temp: 21.2 (C)
 Serial#: 1654RHZ015
 Antenna: Fixed
 Test Freq: 462.6375 (MHz)
 Battery: PMNN4477A
 Carry Acc: PMLN7240A
 Audio Acc: GU7140A w/56320B
 Start Power: 1.42 (W)

Comments: Shorten Scan

Duty Cycle: 1:1. Medium parameters used: $f = 463 \text{ MHz}$, $\sigma = 0.94 \text{ S/m}$, $\epsilon_r = 54.6$, $\rho = 1000 \text{ kg/m}^3$
 Probe: ES3DV3 - SN3096, Frequency: 462.637 MHz. ConvF(6.73, 6.73, 6.73); Calibrated: 11/12/2014
 Electronics: DAE4 Sn1294, Calibrated: 11/3/2014

Below 2 GHz-Rev.2/Ab Scan/1-Area Scan (61x151x1): Interpolated grid: dx=1.500 mm, dy=1.500 mm

Reference Value = 35.61 V/m; Power Drift = -0.30 dB
 Fast SAR: SAR(1 g) = 1.13 W/kg; SAR(10 g) = 0.810 W/kg (SAR corrected for target medium)
 Maximum value of SAR (interpolated) = 1.26 W/kg

Below 2 GHz-Rev.2/Ab Scan/2-Volume 2D Scan (41x41x1): Interpolated grid: dx=0.7500 mm, dy=0.7500 mm, dz=1.000 mm

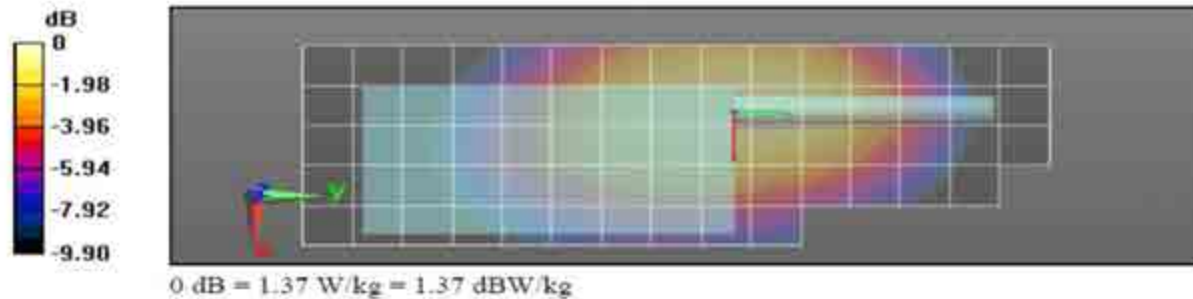
Reference Value = 35.61 V/m; Power Drift = -0.21 dB
 Fast SAR: SAR(1 g) = 1.15 W/kg; SAR(10 g) = 0.836 W/kg (SAR corrected for target medium)
 Maximum value of SAR (interpolated) = 1.28 W/kg

Below 2 GHz-Rev.2/Ab Scan/4-Z-Axis Scan (1x1x17): Measurement grid: dx=20mm, dy=20mm, dz=10mm

Maximum value of SAR (measured) = 1.25 W/kg

Below 2 GHz-Rev.2/Ab Scan/3-Zoom Scan (6x6x7)/Cube 0: Measurement grid: dx=7.5mm, dy=7.5mm, dz=5mm

Reference Value = 39.29 V/m; Power Drift = -0.28 dB
 Peak SAR (extrapolated) = 1.84 W/kg
 SAR(1 g) = 1.21 W/kg; SAR(10 g) = 0.854 W/kg (SAR corrected for target medium)
 Maximum value of SAR (measured) = 1.37 W/kg



Shortened scan reflects highest SAR producing configuration and is compared to the full scan.

Scan Description	Referenced Table	Test Time (min.)	SAR 1g (W/kg)	SAR 10g (W/kg)
Shorten scan (zoom)	25	8	0.91	0.64
Full scan (area & zoom)	20	25	1.13	0.80

APPENDIX G
DUT Test Position Photos

Photos available in Exhibit 7B

APPENDIX H
DUT, Body worn and audio accessories Photos

Photos available in Exhibit 7B