

| | | |
|---|---|--|
|  |   <p>MS ISO/IEC 17025 TESTING SAMM No. 0826</p> |   <p>CERTIFICATE 2518.05</p> |
|---|---|--|


DECLARATION OF COMPLIANCE SAR ASSESSMENT Part 2 of 2

| | |
|--|--|
| <p style="text-align: center;">Motorola Solutions Inc. EME Test Laboratory Motorola Solutions Malaysia Sdn Bhd (Innoplex) Plot 2A, Medan Bayan Lepas, Mukim 12 SWD 11900 Bayan Lepas Penang, Malaysia.</p> | <p>Date of Report: 10/27/2021 Report Revision: B</p> |
|--|--|

| | |
|------------------------------|--|
| Responsible Engineer: | Saw Sun Hock (EME Engineer) |
| Report Author: | Hoe Kean Loon (EME Engineer) |
| Date/s Tested: | 10/17/2021-10/18/2021, 10/26/2021-10/27/2021 |
| Manufacturer: | Motorola Solutions Inc. |
| DUT Description: | Handheld Portable – XPR 7350e 136-174 5W NKP GNSS TIA4950 |
| Test TX mode(s): | CW (PTT) |
| Max. Power output: | Refer Table 3 |
| Nominal Power: | Refer Table 3 |
| Tx Frequency Bands: | LMR 136-174 MHz |
| Signaling type: | FM |
| Model(s) Tested: | AAH56JDC9WA1AN-1 (PMUD2943A)/PMUD2943AAANWA |
| Model(s) Certified: | AAH56JDC9WA1AN-1 (PMUD2943A)/PMUD2943AAANWA, AAH56JDN9WA1AN-1 (PMUD2942A)/PMUD2942AACNWA, AAH56JDC9WA1AN-1 (PMUD2941A)/PMUD2941AAANWA, AAH56JDN9WA1AN-1 (PMUD2940A)/PMUD2940AACNWA. |
| Serial Number(s): | 807TXTP773 |
| Classification: | Occupational/Controlled |
| Applicant Name: | Motorola Solutions Inc. |
| Applicant Address: | 8000 West Sunrise Boulevard, Fort Lauderdale, Florida 33322 |
| FCC ID: | AZ489FT3851; LMR 150.8-173.4MHz This report contains results that are immaterial for FCC equipment approval, which are clearly identified. |
| IC: | 109U-89FT3851; LMR 138-174MHz This report contains results that are immaterial for ISED equipment approval, which are clearly identified. |

The test results clearly demonstrate compliance with FCC Occupational/Controlled RF Exposure limits of 8 W/kg averaged over 1 gram per the requirements of FCC 47 CFR § 2.1093 and RSS-102 (Issue 5).

Based on the information and the testing results provided herein, the undersigned certifies that when used as stated in the operating instructions supplied, said product complies with the national and international reference standards and guidelines listed in section 4.0 of this report (no deviation from standard methods). This report shall not be reproduced without written approval from an officially designated representative of the Motorola Solutions Inc EME Laboratory.
I attest to the accuracy of the data and assume full responsibility for the completeness of these measurements. This reporting format is consistent with the suggested guidelines of the TIA TSB-150 December 2004. The results and statements contained in this report pertain only to the device(s) evaluated.

| | |
|---|--|
|  Pei Loo Tey Deputy Technical Manager - Approved Signatory Approval Date: 10/27/2021 | |
|---|--|

Appendix D

System Verification Check Scans

Motorola Solutions, Inc. EME Laboratory

Date/Time: 10/17/2021 8:37:44 PM

Robot#: DASY5-PG-2 | Run#: AF(SAN)-SYSP-150H-211017-12
Dipole Model#: CLA150
Phantom#: ELI5 1147
Tissue Temp: 21.1 (C)
Serial#: 4005
Test Freq: 150.0000 (MHz)
Start Power: 1000 (mW)
Rotation (1D): 0.160 dB
Adjusted SAR (1W): 3.79 mW/g (1g)

Comments:

Communication System Band: CLA150, Communication System UID: 0, Duty Cycle: 1:1,
Medium parameters used: $f = 150 \text{ MHz}$; $\sigma = 0.73 \text{ S/m}$; $\epsilon_r = 51.4$; $\rho = 1000 \text{ kg/m}^3$
Probe: EX3DV4 - SN7534, Calibrated: 4/19/2021, Frequency: 150 MHz, ConvF(13.84, 13.84, 13.84) @ 150 MHz
Electronics: DAE4 Sn1598, Calibrated: 4/7/2021

Below 2 GHz-Rev.3/System Performance Check/Dipole Area Scan 2 (81x81x1):

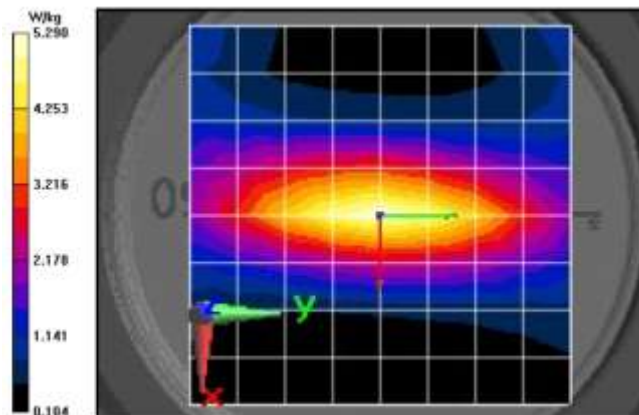
Interpolated grid: $dx=1.500 \text{ mm}$, $dy=1.500 \text{ mm}$
Reference Value = 86.41 V/m; Power Drift = -0.11 dB
Fast SAR: SAR(1 g) = 4.53 W/kg; SAR(10 g) = 3.2 W/kg (SAR corrected for target medium)
Maximum value of SAR (interpolated) = 5.33 W/kg

Below 2 GHz-Rev.3/System Performance Check/0-Degree Cube (5x5x7)/Cube 0:

Measurement grid: $dx=7.5\text{mm}$, $dy=7.5\text{mm}$, $dz=5\text{mm}$
Reference Value = 86.41 V/m; Power Drift = -0.11 dB
Peak SAR (extrapolated) = 6.62 W/kg
SAR(1 g) = 3.79 W/kg; SAR(10 g) = 2.43 W/kg (SAR corrected for target medium)
Smallest distance from peaks to all points 3 dB below = 15 mm
Ratio of SAR at M2 to SAR at M1 = 57%
Maximum value of SAR (measured) = 5.32 W/kg

Below 2 GHz-Rev.3/System Performance Check/Z-Axis Retraction (1x1x17): Measurement

grid: $dx=20\text{mm}$, $dy=20\text{mm}$, $dz=10\text{mm}$
Maximum value of SAR (measured) = 5.51 W/kg



Motorola Solutions, Inc. EME Laboratory
Date/Time: 10/27/2021 2:22:01 AM

Robot#: DASY5-PG-2 | Run#: MA-SYSP-150B-211027-01#
Dipole Model#: CLA150
Phantom#: ELI4 1022
Tissue Temp: 22.1 (C)
Serial#: 4010
Test Freq: 150.0000 (MHz)
Start Power: 1000 (mW)
Rotation (ID): 0.150 dB
Adjusted SAR (1W): 3.93 mW/g (1g)

Comments:

Communication System Band: CLA150, Communication System UID: 0, Duty Cycle: 1:1,
Medium parameters used: $f = 150$ MHz; $\sigma = 0.78$ S/m; $\epsilon_r = 59.4$; $\rho = 1000$ kg/m³
Probe: EX3DV4 - SN7534, Calibrated: 4/19/2021, Frequency: 150 MHz, ConvF(13.51, 13.51, 13.51) @ 150 MHz
Electronics: DAE4 Sn1598, Calibrated: 4/7/2021

Below 2 GHz-Rev.3/System Performance Check/Dipole Area Scan 2 (81x81x1):

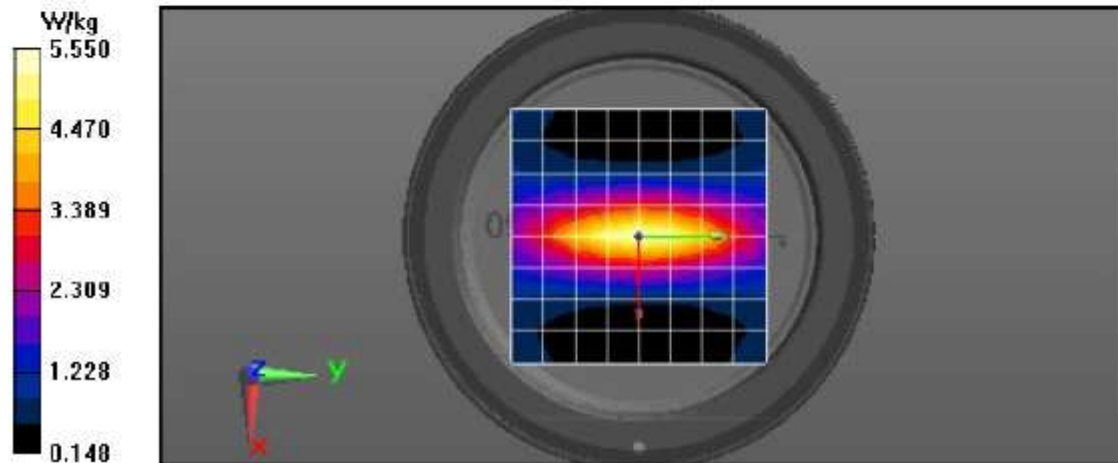
Interpolated grid: dx=1.500 mm, dy=1.500 mm
Reference Value = 84.45 V/m; Power Drift = 0.00 dB
Fast SAR: SAR(1 g) = 4.69 W/kg; SAR(10 g) = 3.33 W/kg (SAR corrected for target medium)
Maximum value of SAR (interpolated) = 5.62 W/kg

Below 2 GHz-Rev.3/System Performance Check/0-Degree Cube (6x6x7)/Cube 0:

Measurement grid: dx=7.5mm, dy=7.5mm, dz=5mm
Reference Value = 84.45 V/m; Power Drift = 0.00 dB
Peak SAR (extrapolated) = 6.95 W/kg
SAR(1 g) = 3.93 W/kg; SAR(10 g) = 2.54 W/kg (SAR corrected for target medium)
Smallest distance from peaks to all points 3 dB below = 15 mm
Ratio of SAR at M2 to SAR at M1 = 57.1%
Maximum value of SAR (measured) = 5.58 W/kg

Below 2 GHz-Rev.3/System Performance Check/Z-Axis Retraction (1x1x17): Measurement

grid: dx=20mm, dy=20mm, dz=10mm
Maximum value of SAR (measured) = 5.64 W/kg



Motorola Solutions, Inc. EME Laboratory

Date/Time: 10/27/2021 5:00:02 PM

Robot#: DASY5-PG-2 | Run#: AR(SAN)-SYSP-150H-211027-16#
 Dipole Model#: CLA150
 Phantom#: ELI5 1147
 Tissue Temp: 22.1 (C)
 Serial#: 4010
 Test Freq: 150.0000 (MHz)
 Start Power: 1000 (mW)
 Rotation (1D): 0.150 dB
 Adjusted SAR (1W): 3.91 mW/g (1g)

Comments:

Communication System Band: CLA150, Communication System UID: 0, Duty Cycle: 1:1,
 Medium parameters used: $f = 150 \text{ MHz}$; $\sigma = 0.73 \text{ S/m}$; $\epsilon_r = 51$; $\rho = 1000 \text{ kg/m}^3$
 Probe: EX3DV4 - SN7534, Calibrated: 4/19/2021, Frequency: 150 MHz, ConvF(13.84, 13.84, 13.84) @ 150 MHz
 Electronics: DAE4 Sn1598, Calibrated: 4/7/2021

Below 2 GHz-Rev.3/System Performance Check/Dipole Area Scan 2 (81x81x1):

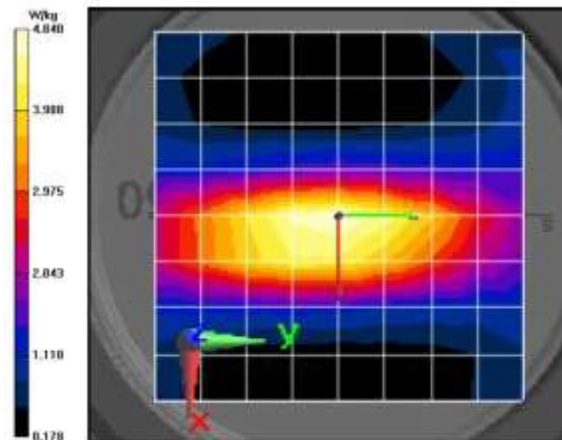
Interpolated grid: $dx=1.500 \text{ mm}$, $dy=1.500 \text{ mm}$
 Reference Value = 86.26 V/m; Power Drift = -0.06 dB
 Fast SAR: SAR(1 g) = 4.7 W/kg; SAR(10 g) = 3.32 W/kg (SAR corrected for target medium)
 Maximum value of SAR (interpolated) = 5.60 W/kg

Below 2 GHz-Rev.3/System Performance Check/0-Degree Cube (5x5x7)/Cube 0:

Measurement grid: $dx=7.5\text{mm}$, $dy=7.5\text{mm}$, $dz=5\text{mm}$
 Reference Value = 86.26 V/m; Power Drift = -0.06 dB
 Peak SAR (extrapolated) = 6.88 W/kg
 SAR(1 g) = 3.91 W/kg; SAR(10 g) = 2.51 W/kg (SAR corrected for target medium)
 Smallest distance from peaks to all points 3 dB below = 15.3 mm
 Ratio of SAR at M2 to SAR at M1 = 56.8%
 Maximum value of SAR (measured) = 5.55 W/kg

Below 2 GHz-Rev.3/System Performance Check/Z-Axis Retraction (1x1x17): Measurement

grid: $dx=20\text{mm}$, $dy=20\text{mm}$, $dz=10\text{mm}$
 Maximum value of SAR (measured) = 5.52 W/kg



Appendix E DUT Scans

Assessments at the Body - Table 18

Motorola Solutions, Inc. EME Laboratory
Date/Time: 10/27/2021 4:07:35 AM

Robot#: DASY5-PG-2 | Run#: MA-AB-211027-03#
Model#: PMUD2943A
Phantom#: ELI4 1022
Tissue Temp: 22.0 (C)
Serial#: 807TXTP773 (GOB)
Antenna: PMAD4116A
Test Freq: 150.8000 (MHz)
Battery: PMNN4488A
Carry Acc: PMLN7296A
Audio Acc: PMMN4024A
Start Power: 5.97 (W)

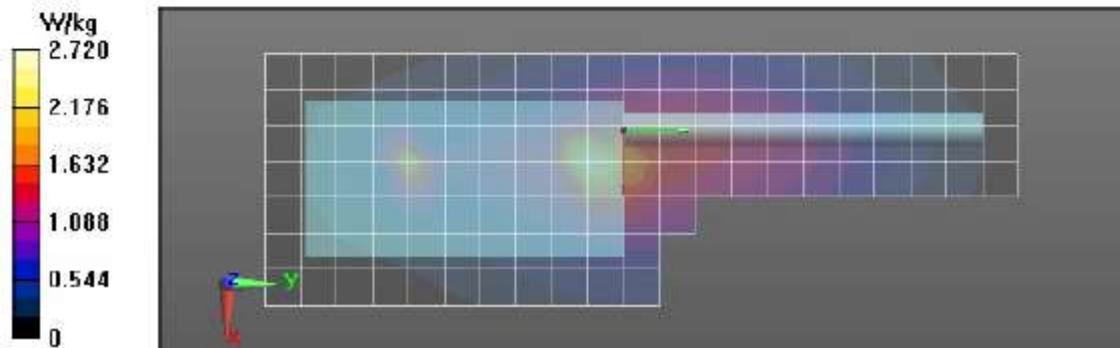
Comments:

Communication System Band: Belize VHF, Communication System UID: 0, Duty Cycle: 1:1,
Medium parameters used: $f = 151 \text{ MHz}$; $\sigma = 0.78 \text{ S/m}$; $\epsilon_r = 59.4$; $\rho = 1000 \text{ kg/m}^3$
Probe: EX3DV4 - SN7534, Calibrated: 4/19/2021, Frequency: 150.8 MHz, ConvF(13.51, 13.51, 13.51) @ 150.8 MHz
Electronics: DAE4 Sn1598, Calibrated: 4/7/2021

Below 2 GHz-Rev.3/Ab Scan/1-Area Scan (71x231x1): Interpolated grid: $dx=1.500 \text{ mm}$, $dy=1.500 \text{ mm}$
Reference Value = 44.43 V/m; Power Drift = -2.07 dB
Fast SAR: SAR(1 g) = 2.17 W/kg; SAR(10 g) = 1.44 W/kg (SAR corrected for target medium)
Maximum value of SAR (interpolated) = 2.79 W/kg

Below 2 GHz-Rev.3/Ab Scan/3-Zoom Scan (6x6x7)/Cube 0: Measurement grid: $dx=7.5\text{mm}$,
 $dy=7.5\text{mm}$, $dz=5\text{mm}$
Reference Value = 44.43 V/m; Power Drift = -2.69 dB
Peak SAR (extrapolated) = 2.65 W/kg
SAR(1 g) = 1.09 W/kg; SAR(10 g) = 0.669 W/kg (SAR corrected for target medium)
Smallest distance from peaks to all points 3 dB below = 15.4 mm
Ratio of SAR at M2 to SAR at M1 = 43.2%
Maximum value of SAR (measured) = 1.74 W/kg

Below 2 GHz-Rev.3/Ab Scan/4-Z-Axis Scan (1x1x17): Measurement grid: $dx=20\text{mm}$, $dy=20\text{mm}$,
 $dz=10\text{mm}$
Maximum value of SAR (measured) = 1.71 W/kg



Assessments at the Face - Table 19

Motorola Solutions, Inc. EME Laboratory

Date/Time: 10/18/2021 12:04:38 PM

Robot#: DASY5-PG-2 | Run#: MFR-FACE-211018-11#
 Model#: AAH56JDC9WA1AN-1 (PMUD2943A)
 Phantom#: ELI5 1147
 Tissue Temp: 20.4 (C)
 Serial#: 807TXTP773 (GOB)
 Antenna: PMAD4118A
 Test Freq: 166.5000 (MHz)
 Battery: PMNN4491C
 Carry Acc: NONE
 Audio Acc: NONE
 Start Power: 6.00 (W)

Comments:

Communication System Band: Belize VHF, Communication System UID: 0, Duty Cycle: 1:1,
 Medium parameters used: $f = 168 \text{ MHz}$; $\sigma = 0.75 \text{ S/m}$; $\epsilon_r = 50.6$; $\rho = 1000 \text{ kg/m}^3$
 Probe: EX3DV4 - SN7534, Calibrated: 4/19/2021, Frequency: 166.5 MHz, ConvF(13.84, 13.84, 13.84) @ 166.5 MHz
 Electronics: DAE4 Sn1598, Calibrated: 4/7/2021

Below 2 GHz-Rev.3/Face Scan/1-Area Scan (71x211x1): Interpolated grid: $dx=1.500 \text{ mm}$, $dy=1.500 \text{ mm}$

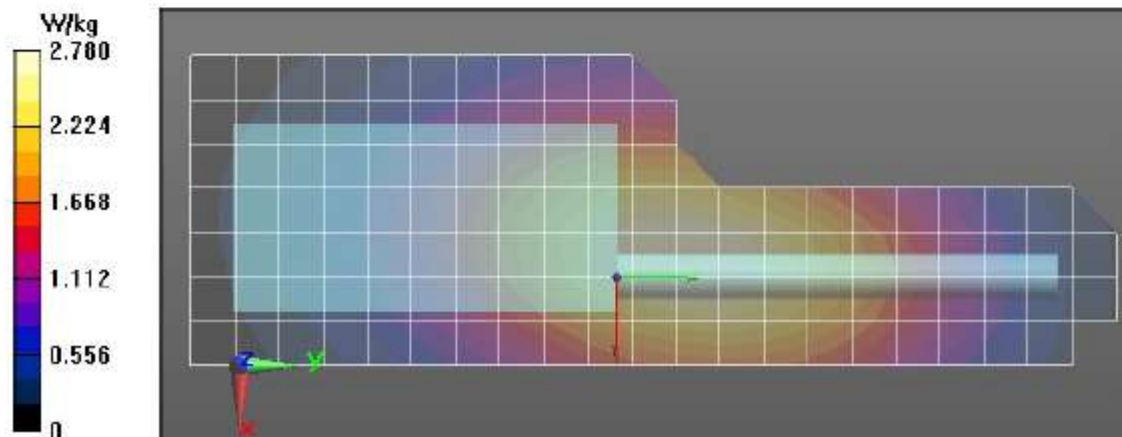
Reference Value = 60.86 V/m; Power Drift = -0.38 dB
 Fast SAR: SAR(1 g) = 2.4 W/kg; SAR(10 g) = 1.84 W/kg (SAR corrected for target medium)
 Maximum value of SAR (interpolated) = 2.83 W/kg

Below 2 GHz-Rev.3/Face Scan/3-Zoom Scan (5x5x7)/Cube 0: Measurement grid: $dx=7.5\text{mm}$, $dy=7.5\text{mm}$, $dz=5\text{mm}$

Reference Value = 60.86 V/m; Power Drift = -0.43 dB
 Peak SAR (extrapolated) = 3.21 W/kg
 SAR(1 g) = 2.17 W/kg; SAR(10 g) = 1.66 W/kg (SAR corrected for target medium)
 Smallest distance from peaks to all points 3 dB below: Larger than measurement grid
 Ratio of SAR at M2 to SAR at M1 = 68.6%
 Maximum value of SAR (measured) = 2.77 W/kg

Below 2 GHz-Rev.3/Face Scan/4-Z-Axis Scan (1x1x17): Measurement grid: $dx=20\text{mm}$, $dy=20\text{mm}$, $dz=10\text{mm}$

Maximum value of SAR (measured) = 2.75 W/kg



Assessments for ISED Body - Table 20

Motorola Solutions, Inc. EME Laboratory

Date/Time: 10/27/2021 5:29:24 AM

Robot#: DASY5-PG-2 | Run#: MA-AB-211027-05#
 Model#: PMUD2943A
 Phantom#: ELI4 1022
 Tissue Temp: 21.9 (C)
 Serial#: 807TXTP773 (GOB)
 Antenna: PMAD4117A
 Test Freq: 139.7000 (MHz)
 Battery: PMNN4488A
 Carry Acc: PMLN7296A
 Audio Acc: PMLN4024A
 Start Power: 6.00 (W)

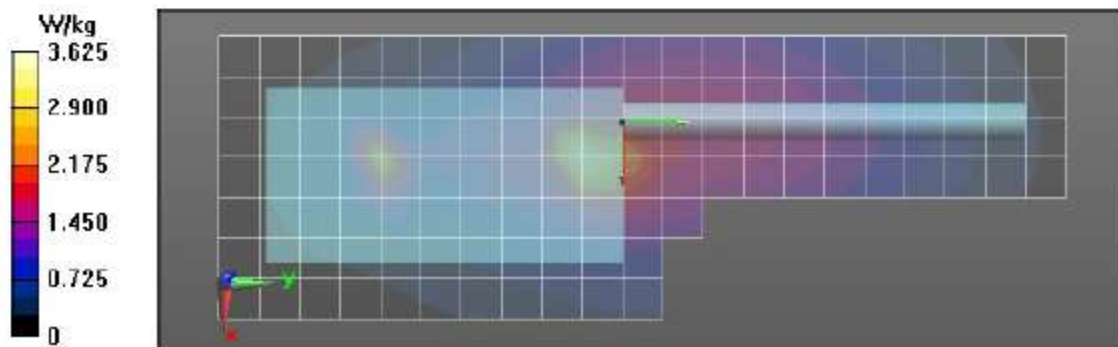
Comments:

Communication System Band: Belize VHF, Communication System UID: 0, Duty Cycle: 1:1,
 Medium parameters used: $f = 140$ MHz; $\sigma = 0.77$ S/m; $\epsilon_r = 59.7$; $\rho = 1000$ kg/m³
 Probe: EX3DV4 - SN7534, Calibrated: 4/19/2021, Frequency: 139.7 MHz, ConvF(13.51, 13.51, 13.51) @ 139.7 MHz
 Electronics: DAE4 Sn1598, Calibrated: 4/7/2021

Below 2 GHz-Rev.3/Ab Scan/1-Area Scan (71x231x1): Interpolated grid: dx=1.500 mm, dy=1.500 mm
 Reference Value = 49.38 V/m; Power Drift = -0.38 dB
 Fast SAR: SAR(1 g) = 2.86 W/kg; SAR(10 g) = 1.87 W/kg (SAR corrected for target medium)
 Maximum value of SAR (interpolated) = 3.71 W/kg

Below 2 GHz-Rev.3/Ab Scan/3-Zoom Scan (6x6x7)/Cube 0: Measurement grid: dx=7.5mm, dy=7.5mm, dz=5mm
 Reference Value = 49.38 V/m; Power Drift = -0.46 dB
 Peak SAR (extrapolated) = 5.78 W/kg
 SAR(1 g) = 2.22 W/kg; SAR(10 g) = 1.32 W/kg (SAR corrected for target medium)
 Smallest distance from peaks to all points 3 dB below = 13.8 mm
 Ratio of SAR at M2 to SAR at M1 = 40.7%
 Maximum value of SAR (measured) = 3.70 W/kg

Below 2 GHz-Rev.3/Ab Scan/4-Z-Axis Scan (1x1x17): Measurement grid: dx=20mm, dy=20mm, dz=10mm
 Maximum value of SAR (measured) = 3.68 W/kg



Assessments for ISED Face - Table 20

Motorola Solutions, Inc. EME Laboratory
 Date/Time: 10/18/2021 12:04:38 PM

Robot#: DASY5-PG-2 | Run#: MFR-FACE-211018-11#
 Model#: AAH56JDC9WAIAN-1 (PMUD2943A)
 Phantom#: ELI5 1147
 Tissue Temp: 20.4 (C)
 Serial#: 807TXTP773 (GOB)
 Antenna: PMAD4118A
 Test Freq: 166.5000 (MHz)
 Battery: PMNN4491C
 Carry Acc: NONE
 Audio Acc: NONE
 Start Power: 6.00 (W)

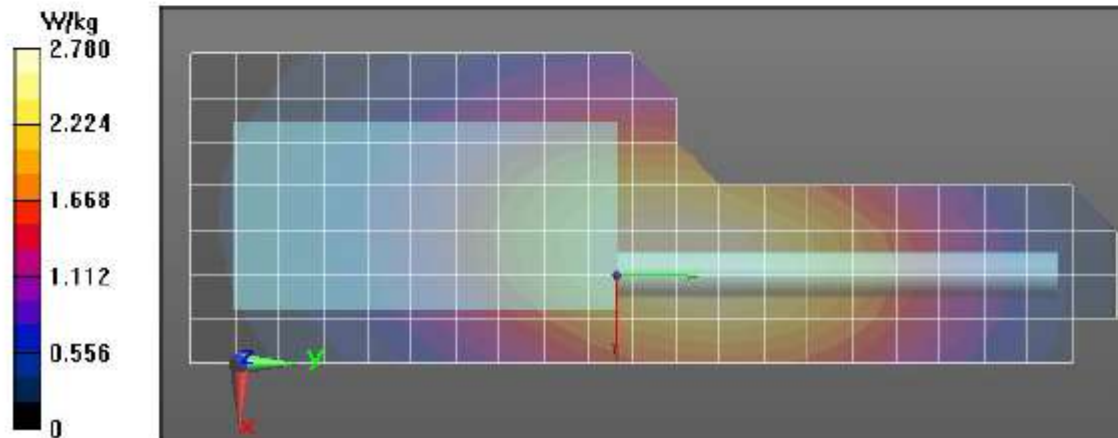
Comments:

Communication System Band: Belize VHF, Communication System UID: 0, Duty Cycle: 1:1,
 Medium parameters used: $f = 168 \text{ MHz}$; $\sigma = 0.75 \text{ S/m}$; $\epsilon_r = 50.6$; $\rho = 1000 \text{ kg/m}^3$
 Probe: EX3DV4 - SN7534, Calibrated: 4/19/2021, Frequency: 166.5 MHz, ConvF(13.84, 13.84, 13.84) @ 166.5 MHz
 Electronics: DAE4 Sn1598, Calibrated: 4/7/2021

Below 2 GHz-Rev.3/Face Scan/1-Area Scan (71x211x1): Interpolated grid: $dx=1.500 \text{ mm}$, $dy=1.500 \text{ mm}$
 Reference Value = 60.86 V/m; Power Drift = -0.38 dB
 Fast SAR: SAR(1 g) = 2.4 W/kg; SAR(10 g) = 1.84 W/kg (SAR corrected for target medium)
 Maximum value of SAR (interpolated) = 2.83 W/kg

Below 2 GHz-Rev.3/Face Scan/3-Zoom Scan (5x5x7)/Cube 0: Measurement grid: $dx=7.5\text{mm}$, $dy=7.5\text{mm}$, $dz=5\text{mm}$
 Reference Value = 60.86 V/m; Power Drift = -0.43 dB
 Peak SAR (extrapolated) = 3.21 W/kg
 SAR(1 g) = 2.17 W/kg; SAR(10 g) = 1.66 W/kg (SAR corrected for target medium)
 Smallest distance from peaks to all points 3 dB below: Larger than measurement grid
 Ratio of SAR at M2 to SAR at M1 = 68.6%
 Maximum value of SAR (measured) = 2.77 W/kg

Below 2 GHz-Rev.3/Face Scan/4-Z-Axis Scan (1x1x17): Measurement grid: $dx=20\text{mm}$, $dy=20\text{mm}$, $dz=10\text{mm}$
 Maximum value of SAR (measured) = 2.75 W/kg



APPENDIX F Shortened Scan of Highest SAR configuration

Motorola Solutions, Inc. EME Laboratory
Date/Time: 10/27/2021 5:55:06 PM

Robot#: DASY5-PG-3 | Run#: AR(SAN)-FACE-211027-17#
 Model#: AAH56JDC9WA1AN-1 (PMUD2943A)
 Phantom#: ELI5 1147
 Tissue Temp: 22.5 (C)
 Serial#: 807TXTP773 (GOB)
 Antenna: PMAD4118A
 Test Freq: 166.5000 (MHz)
 Battery: PMNN4491C
 Carry Acc: NONE
 Audio Acc: NONE
 Start Power: 6.00 (W)

Comments:

Communication System Band: Belize Refresh VHF, Communication System UID: 0, Duty Cycle: 1:1,
 Medium parameters used: $f = 167 \text{ MHz}$; $\sigma = 0.75 \text{ S/m}$; $\epsilon_r = 50.3$; $\rho = 1000 \text{ kg/m}^3$
 Probe: EX3DV4 - SN7534, Calibrated: 4/19/2021, Frequency: 166.5 MHz, ConvF(13.84, 13.84, 13.84) @ 166.5 MHz
 Electronics: DAE4 Sn1598, Calibrated: 4/7/2021

Below 2 GHz-Rev.3/Face Scan/1-Area Scan (71x211x1): Interpolated grid: $dx=1.500 \text{ mm}$, $dy=1.500 \text{ mm}$

Reference Value = 62.31 V/m; Power Drift = -0.02 dB
 Fast SAR: SAR(1 g) = 2.52 W/kg; SAR(10 g) = 1.94 W/kg (SAR corrected for target medium)
 Maximum value of SAR (interpolated) = 2.98 W/kg

Below 2 GHz-Rev.3/Face Scan/2-Volume Scan 2D (41x41x1): Interpolated grid: $dx=0.7500 \text{ mm}$, $dy=0.7500 \text{ mm}$, $dz=1.000 \text{ mm}$

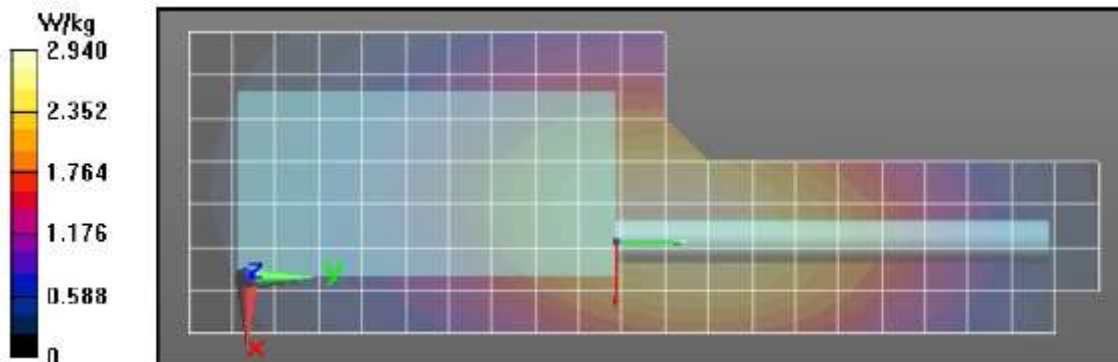
Reference Value = 62.31 V/m; Power Drift = -0.03 dB
 Fast SAR: SAR(1 g) = 2.54 W/kg; SAR(10 g) = 1.93 W/kg (SAR corrected for target medium)
 Maximum value of SAR (interpolated) = 3.03 W/kg

Below 2 GHz-Rev.3/Face Scan/3-Zoom Scan (5x5x7)/Cube 0: Measurement grid: $dx=7.5\text{mm}$, $dy=7.5\text{mm}$, $dz=5\text{mm}$

Reference Value = 65.17 V/m; Power Drift = -0.08 dB
 Peak SAR (extrapolated) = 3.66 W/kg
 SAR(1 g) = 2.45 W/kg; SAR(10 g) = 1.87 W/kg (SAR corrected for target medium)
 Smallest distance from peaks to all points 3 dB below: Larger than measurement grid
 Ratio of SAR at M2 to SAR at M1 = 68%
 Maximum value of SAR (measured) = 3.14 W/kg

Below 2 GHz-Rev.3/Face Scan/4-Z-Axis Scan (1x1x17): Measurement grid: $dx=20\text{mm}$, $dy=20\text{mm}$, $dz=10\text{mm}$

Maximum value of SAR (measured) = 3.04 W/kg



**Shortened Scan
Table 21**

Shortened scan reflects highest SAR producing configuration and is compared to the full scan.

| Scan Description | Referenced Table | Test Time (min.) | SAR 1g (W/kg) |
|-------------------------|-------------------------|-------------------------|----------------------|
| Shorten scan (zoom) | 21 | 8 | 1.25 |
| Full scan (area & zoom) | 19 | 25 | 1.20 |

APPENDIX G
DUT Test Position Photos

Photos available in Exhibit 7B

APPENDIX H
DUT, Body worn and audio accessories Photos

Photos available in Exhibit 7B