

# User Manual

Since this device is always used with vehicle, it is not sold to general end users separately.

Therefore there is no user manual of this device by alone.

The statements in accordance with FCC & IC requirements will be included in the vehicles user's manual.

## Registration Information

### FCC

This device complies with part 15 of the FCC Rules. Operation is subject to the following two conditions: (1) This device may not cause harmful interference, and (2) this device must accept any interference received, including interference that may cause undesired operation.

Changes or modifications not expressly approved by the party responsible for compliance could void the user's authority to operate the equipment.

This transmitter must not be co-located or operated in conjunction with any other antenna or transmitter.

This equipment complies with FCC radiation exposure limits set forth for an uncontrolled environment and meets the FCC radio frequency (RF) Exposure Guidelines. This equipment should be installed and operated keeping the radiator at least 20 cm or more away from person's body.

### IC

This device complies with Industry Canada's licence-exempt RSSs. Operation is subject to the following two conditions:

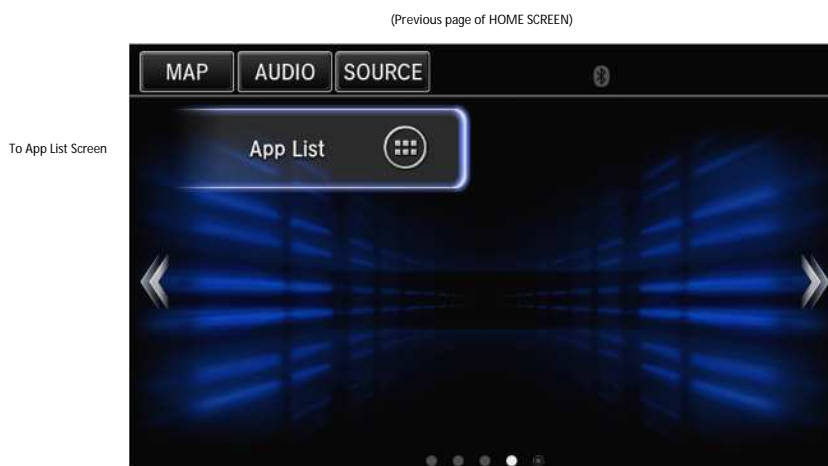

- (1) This device may not cause interference, and
- (2) This device must accept any interference, including interference that may cause undesired operation of the device.

Le présent appareil est conforme aux CNR d'Industrie Canada applicables aux appareils radio exempts de licence. L'exploitation est autorisée aux deux conditions suivantes : (1) l'appareil ne doit pas produire de brouillage, et (2) l'utilisateur de l'appareil doit accepter tout brouillage radioélectrique subi, même si le brouillage est susceptible d'en compromettre le fonctionnement.

This equipment complies with IC radiation exposure limits set forth for an uncontrolled environment and meets RSS-102 of the IC radio frequency (RF) Exposure rules. This equipment should be installed and operated keeping the radiator at least 20 cm or more away from person's body.

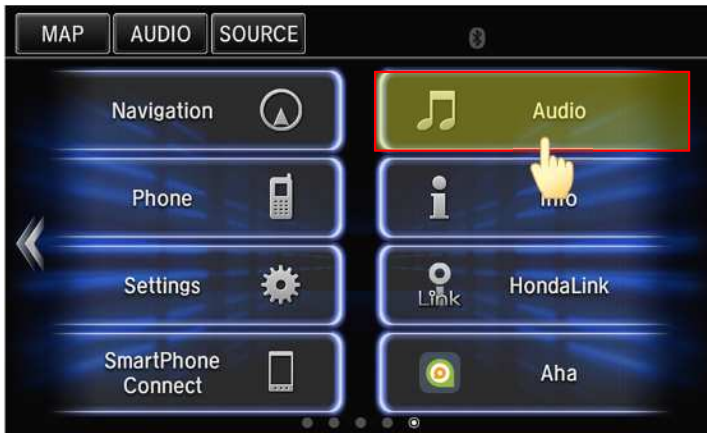
Cet équipement est conforme aux limites d'exposition aux rayonnements énoncées pour un environnement non contrôlé et respecte les règles d'exposition aux fréquences radioélectriques (RF) CNR-102 de l'IC. Cet équipement doit être installé et utilisé en gardant une distance de 20 cm ou plus entre le radiateur et le corps humain.

## Operational Buttons

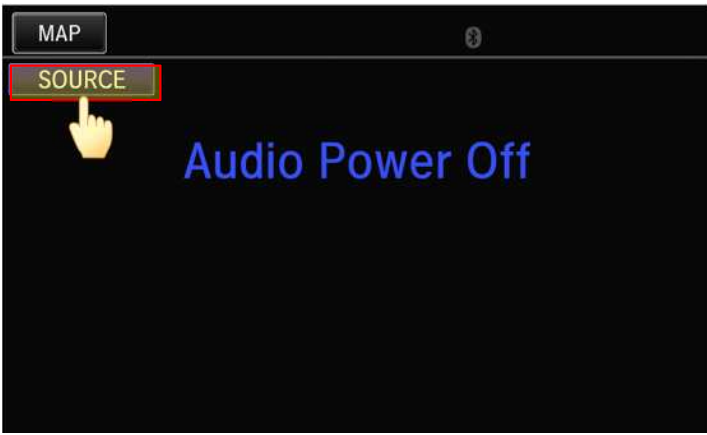


Note) There may be no button and different position in each models.

# Audio Select



Touch Audio button.



Touch SOURCE button.



Touch the button you want to play.

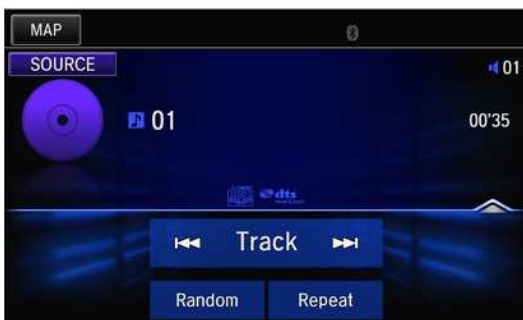
For example,

USB play

CD play

Bluetooth A2DP play

Ex.1: CD play screen



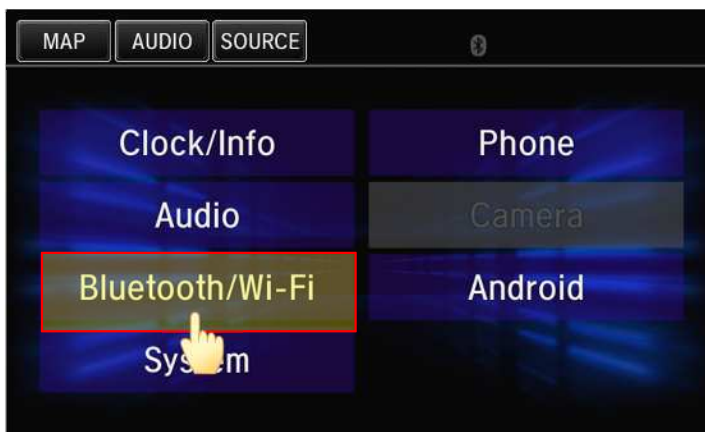
Ex.2: USB Audio play screen



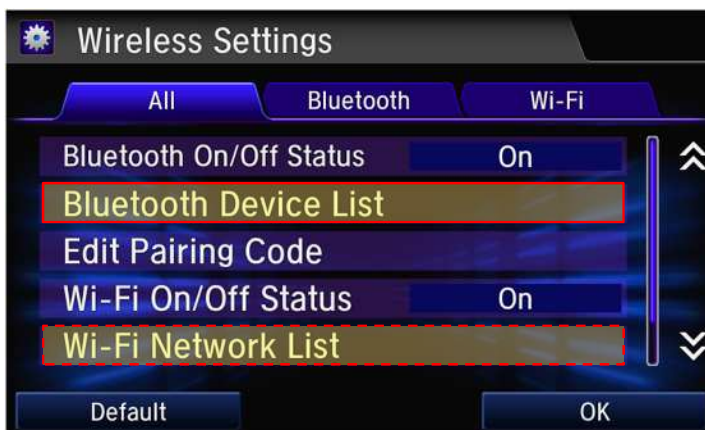
## Bluetooth (Wi-Fi) Settings



Touch Setting button.



Touch Bluetooth/Wi-Fi button.



Touch Bluetooth Device List button.

When you want to connect Wi-Fi, touch Wi-Fi Network List button.

When Bluetooth Device List button is gray, park your car.

When Status is Off, touch and set to On.





Touch Add Bluetooth Device button.



Touch Continue button.



Touch your device.



You can find pairing is success.