

APPENDIX 3: Photographs of test setup

Radiated emission


2dBi antenna

Front




Rear
9kHz-30MHz


Loop antenna: Horizontal




Loop antenna: Vertical



below 1GHz



above 1GHz



UL Japan, Inc.

Shonan EMC Lab.


1-22-3 Megumigaoka, Hiratsuka-shi, Kanagawa-ken, 259-1220 JAPAN

Telephone : +81 463 50 6400

Facsimile : +81 463 50 6401


5dBi antenna + 3m Cable

Front




Rear
9kHz-30MHz


Loop antenna: Horizontal




Loop antenna: Vertical



below 1GHz



above 1GHz



UL Japan, Inc.

Shonan EMC Lab.

1-22-3 Megumigaoka, Hiratsuka-shi, Kanagawa-ken, 259-1220 JAPAN

Telephone : +81 463 50 6400

Facsimile : +81 463 50 6401

Pre-check of the worst position: Antenna

2dBi antenna

X-axis



5dBi antenna + 3m Cable

X-axis



Y-axis



Y-axis



END OF REPORT

UL Japan, Inc.

Shonan EMC Lab.

1-22-3 Megumigaoka, Hiratsuka-shi, Kanagawa-ken, 259-1220 JAPAN

Telephone : +81 463 50 6400

Facsimile : +81 463 50 6401