


# Test setup photos of EUT


## 1. Orthogonal plane of EUT

- The testing was set in the below orthogonal plane and measured.


### X-axis




**2. Photo of Radiated Spurious Emission Test (Below 1 GHz)**



3. Photo of Radiated Spurious Emission Test (Above 1 GHz)



## 4. Photos of DFS Test



## 5. Photos of Conducted Test

