
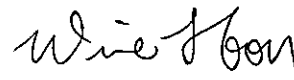


<b>Prüfbericht - Nr.:</b> <b>17031222 001</b>		Seite 1 von 41 Page 1 of 41	
<i>Test Report No.:</i>			
<b>Auftraggeber:</b> <i>Client:</i>	<b>Musical Electronics Limited</b> Flat H, J, K, 12/F., World Tech Center, 95 How Ming Street, Kwun Tong Kowloon, Hong Kong		
<b>Gegenstand der Prüfung:</b> <i>Test item:</i>	<b>Bluetooth CD Boombox</b>		
<b>Bezeichnung:</b> <i>Identification:</i>	<b>NS-BBTCD01</b>	<b>Serien-Nr.:</b> <i>Serial No.:</i>	n.a.
<b>Wareneingangs-Nr.:</b> <i>Receipt No.:</i>	<b>164002151</b>	<b>Eingangsdatum:</b> <i>Date of receipt:</i>	<b>2012-12-27</b>
<b>Zustand des Prüfgegenstandes bei Anlieferung:</b> <b>Condition of test item at delivery:</b>	Test samples received are sufficient for testing and not damaged.		
<b>Prüfört:</b> <i>Testing location:</i>	<b>Shenzhen Accurate Technology Co., Ltd.</b> ( Details refer to clause 2.1)		
<b>Prüfgrundlage:</b> <i>Test specification:</i>	<b>FCC CFR47 Part 15: Subpart C Section 15.247</b> <b>FCC CFR47 Part 15: Subpart C Section 15.207</b> <b>FCC CFR47 Part 15: Subpart C Section 15.209</b> <b>FCC CFR47 Part 15: Subpart C Section 15.107</b> <b>FCC CFR47 Part 15: Subpart C Section 15.109</b> <b>RSS-210 Issue 8 December 2010</b> <b>RSS-Gen Issue 3 December 2010</b> <b>RSS-102 Issue 4 March 2010</b>		
<b>Prüfergebnis:</b> <i>Test Result:</i>	<b>Der Prüfgegenstand entspricht oben genannter Prüfgrundlage(n).</b> <i>The test item passed the test specification(s).</i>		
<b>Prüflaboratorium:</b> <i>Testing Laboratory:</i>	TÜV Rheinland (Shenzhen) Co., Ltd.		
<b>geprüft/ tested by:</b>		<b>kontrolliert/ reviewed by:</b>	
 2013-03-01 Owen Tian/ Project Manager		 2013-03-05 Winnie Hou/ Technical Certifier	
<b>Datum</b> <i>Date</i>	<b>Name/Stellung</b> <i>Name/Position</i>	<b>Unterschrift</b> <i>Signature</i>	<b>Datum</b> <i>Date</i>
<b>Sonstiges/ Other Aspects:</b>			
<b>Abkürzungen:</b> P(ass) = entspricht Prüfgrundlage F(ail) = entspricht nicht Prüfgrundlage N/A = nicht anwendbar N/T = nicht getestet			
<b>Abbreviations:</b> P(ass) = passed F(ail) = failed N/A = not applicable N/T = not tested			
<b>Dieser Prüfbericht bezieht sich nur auf das o.g. Prüfmuster und darf ohne Genehmigung der Prüfstelle nicht auszugsweise vervielfältigt werden. Dieser Bericht berechtigt nicht zur Verwendung eines Prüfzeichens.</b> <i>This test report relates to the a. m. test item. Without permission of the test center this test report is not permitted to be duplicated in extracts. This test report does not entitle to carry any safety mark on this or similar products.</i>			

## TEST SUMMARY

**5.1.1 ANTENNA REQUIREMENT***RESULT: Passed***5.1.2 PEAK OUTPUT POWER***RESULT: Passed***5.1.3 20dB BANDWIDTH***RESULT: Passed***5.1.4 99% BANDWIDTH***RESULT: Passed***5.1.5 CONDUCTED SPURIOUS EMISSIONS MEASURED IN 100KHZ BANDWIDTH***RESULT: Passed***5.1.6 SPURIOUS EMISSION***RESULT: Passed***5.1.7 FREQUENCY SEPARATION***RESULT: Passed***5.1.8 NUMBER OF HOPPING FREQUENCY***RESULT: Passed***5.1.9 TIME OF OCCUPANCY***RESULT: Passed***5.1.10 CONDUCTED EMISSIONS***RESULT: Passed***5.1.11 RADIATED EMISSION***RESULT: Passed***6.1.1 ELECTROMAGNETIC FIELDS***RESULT: Passed*

## Contents

<b>1.</b>	<b>GENERAL REMARKS .....</b>	<b>4</b>
<b>1.1</b>	<b>COMPLEMENTARY MATERIALS .....</b>	<b>4</b>
<b>2.</b>	<b>TEST SITES .....</b>	<b>4</b>
<b>2.1</b>	<b>TEST FACILITIES.....</b>	<b>4</b>
<b>2.2</b>	<b>LIST OF TEST AND MEASUREMENT INSTRUMENTS.....</b>	<b>5</b>
<b>2.3</b>	<b>TRACEABILITY .....</b>	<b>6</b>
<b>2.4</b>	<b>CALIBRATION .....</b>	<b>6</b>
<b>2.5</b>	<b>MEASUREMENT UNCERTAINTY.....</b>	<b>6</b>
<b>2.6</b>	<b>LOCATION OF ORIGINAL DATA.....</b>	<b>6</b>
<b>2.7</b>	<b>STATUS OF FACILITY USED FOR TESTING.....</b>	<b>6</b>
<b>3.</b>	<b>GENERAL PRODUCT INFORMATION .....</b>	<b>7</b>
<b>3.1</b>	<b>PRODUCT FUNCTION AND INTENDED USE.....</b>	<b>7</b>
<b>3.2</b>	<b>RATINGS AND SYSTEM DETAILS .....</b>	<b>7</b>
<b>3.3</b>	<b>INDEPENDENT OPERATION MODES .....</b>	<b>8</b>
<b>3.4</b>	<b>NOISE GENERATING AND NOISE SUPPRESSING PARTS .....</b>	<b>9</b>
<b>3.5</b>	<b>SUBMITTED DOCUMENTS .....</b>	<b>9</b>
<b>4.</b>	<b>TEST SET-UP AND OPERATION MODES .....</b>	<b>10</b>
<b>4.1</b>	<b>PRINCIPLE OF CONFIGURATION SELECTION.....</b>	<b>10</b>
<b>4.2</b>	<b>TEST OPERATION AND TEST SOFTWARE .....</b>	<b>10</b>
<b>4.3</b>	<b>SPECIAL ACCESSORIES AND AUXILIARY EQUIPMENT .....</b>	<b>10</b>
<b>4.4</b>	<b>COUNTERMEASURES TO ACHIEVE EMC COMPLIANCE.....</b>	<b>11</b>
<b>4.5</b>	<b>TEST SETUP DIAGRAM.....</b>	<b>11</b>
<b>5.</b>	<b>TEST RESULTS .....</b>	<b>13</b>
<b>5.1</b>	<b>TRANSMITTER REQUIREMENT &amp; TEST SUITES .....</b>	<b>13</b>
5.1.1	<i>Antenna Requirement .....</i>	<i>13</i>
5.1.2	<i>Peak Output Power.....</i>	<i>14</i>
5.1.3	<i>20dB Bandwidth .....</i>	<i>15</i>
5.1.4	<i>99% Bandwidth .....</i>	<i>16</i>
5.1.5	<i>Conducted spurious emissions measured in 100kHz Bandwidth .....</i>	<i>17</i>
5.1.6	<i>Spurious Emission .....</i>	<i>26</i>
5.1.7	<i>Frequency Separation.....</i>	<i>27</i>
5.1.8	<i>Number of hopping frequency.....</i>	<i>30</i>
5.1.9	<i>Time of Occupancy .....</i>	<i>32</i>
5.1.10	<i>Conducted emissions .....</i>	<i>34</i>
5.1.11	<i>Radiated Emission.....</i>	<i>35</i>
<b>6.</b>	<b>SAFETY HUMAN EXPOSURE .....</b>	<b>36</b>
<b>6.1</b>	<b>RADIO FREQUENCY EXPOSURE COMPLIANCE.....</b>	<b>36</b>
6.1.1	<i>Electromagnetic Fields.....</i>	<i>36</i>
<b>7.</b>	<b>PHOTOGRAPHS OF THE TEST SET-UP .....</b>	<b>37</b>

<b>8.</b>	<b>LIST OF TABLES .....</b>	<b>41</b>
<b>9.</b>	<b>LIST OF PHOTOGRAPHS .....</b>	<b>41</b>

## **1. General Remarks**

### **1.1 Complementary Materials**

All attachments are integral parts of this test report. This applies especially to the following appendix:  
Appendix 1: Test Result

## **2. Test Sites**

### **2.1 Test Facilities**

Shenzhen Accurate Technology Co., Ltd.

F1, Bldg. A, Changyuan New Material Port, Keyuan Rd., Science & Industry Park Nanshan District, Shenzhen 518057, P.R. China

FCC Registration No.: 752051

Test site Industry Canada No.: 5077A

The tests at the test site have been conducted under the supervision of a TÜV engineer.

## 2.2 List of Test and Measurement Instruments

**Table 1: List of Test and Measurement Equipment**

Kind of Equipment	Manufacturer	Type	S/N	Calibrated until
<b>Spurious emission and Radiated emission</b>				
Spectrum Analyzer	Agilent	E7405A	MY45115511	2014-01-07
Test Receiver	Rohde & Schwarz	ESCS30	100307	2014-01-07
Bilog Antenna	Schwarzbeck	VULB9163	9163-323	2014-01-07
Loop Antenna	Schwarzbeck	FMZB1516	1516131	2014-01-07
Horn Antenna	Schwarzbeck	BBHA9120D	9120D-655	2014-01-07
50 Coaxial Switch	Anritsu Corp	MP59B	6200506474	2014-01-07
Pre-Amplifier	Rohde & Schwarz	CBLU11835 40-01	3791	2014-01-07
<b>Radio Test Suite</b>				
Receiver	Rohde & Schwarz	ESPI	100396/003	2014-01-07
<b>Conducted Emission</b>				
Test Receiver	Rohde & Schwarz	ESCS30	100307	2014-01-07
Artificial Mains Network	Schwarzbeck	NLSK8126	8126431	2014-01-07

## 2.3 Traceability

All measurement equipment calibrations are traceable to NIM (National Institute of Metrology) or where calibration is performed in other countries, to equivalent nationally recognized standards organizations.

## 2.4 Calibration

Equipment requiring calibration is calibrated periodically by the manufacturer or according to manufacturer's specifications. Additionally all equipment is verified for proper performance on a regular basis using in house standards or comparisons.

## 2.5 Measurement Uncertainty

The estimated combined standard uncertainty for radiated emissions and conducted emissions measurements are  $\pm 3\text{dB}$ .

## 2.6 Location of Original Data

The original copies of all test data taken during actual testing were attached at Appendix 1 of this report and delivered to the applicant. A copy has been retained in the TÜV Rheinland (Shenzhen) file for certification follow-up purposes.

## 2.7 Status of Facility Used for Testing

The Shenzhen Accurate Technology Co., Ltd. test facility located at F1, Bldg. A, Changyuan New Material Port, Keyuan Rd., Science & Industry Park Nanshan District, Shenzhen 518057, P.R. China is listed on the US Federal Communications Commission list of facilities approved to perform measurements.

### 3. General Product Information

#### 3.1 Product Function and Intended Use

The EUT is CD boombox with Bluetooth technique.  
For details refer to the User Manual and Circuit Diagram.

#### 3.2 Ratings and System Details

**Table 2: Rating of EUT**

Kind of Equipment:	Bluetooth CD Boombox
Type Designation:	NS-BBTCD01
FCC ID	AUINSBBTCD01
IC	2879A-NSBBTCD01

**Table 3: Technical Specification of EUT**

Technical Specification	Value
Operating Frequency band	2402 – 2480 MHz
Channel separation	1MHz
Extreme Temperature Range	-20°C to +55°C
Operation Voltage	DC9V via AC/DC Adapter
Modulation	GFSK, 8PSK, $\pi/4$ DQPSK
Antenna Type	Internal Antenna, Non-User Replaceable
Antenna Gain	0dBi
RF Output Power	0.00326W (5.13dBm)

**Table 4: Frequency hopping information**

Technical Specification	Description
Hopping Range	Hereby we declare that the maximum frequency of this device is: 2402-2480MHz. This is according the Bluetooth Core Specification V2.1+EDR for devices which will be operated in the USA. This was checked during the Bluetooth Qualification tests (Test Case: TRM/CA/04-E).
Hopping Sequence	Example of a 79 hopping sequence in data mode:  33,04,21,44,23,42,53,46,55,48,40,59,72,29,76,31,08,73,07,75,09,45,60,39,58,13,47,11,77,52,35,50,65,54,67,56,69,62,71,64, 7,25,27,66,57,70,74,61,78,63,10,41,05,43,15,44,64,68,02,70,06,01,51,03,55,05,03,66,53,49,36,47,
Receiver input bandwidth	<p>The input bandwidth of the receiver is 1MHz. In every connection one Bluetooth device is the master and the other one is the slave. The master determines the hopping sequence. The slave follows this sequence. Both devices shift between RX and TX time slot according to the clock of the master.</p> <p>Additionally the type of connection is set up at the beginning of the connection. The master adapts its hopping frequency and its TX/RX timing according to the packet type of the connection. Also the slave of the connection will use these settings.</p> <p>Repeating of a packer has no influence on the hopping sequence. The hopping sequence generated by the master of the connection will be followed in any case.</p> <p>That means a repeated packet will not be send on the same frequency, it is send on the next frequency of the hopping sequence.</p>

### 3.3 Independent Operation Modes

The basic operation modes are:

- A. BT Transmitting
  - 1. Low channel
  - 2. Middle channel
  - 3. High channel
- B. BT Receiving
- C. Playing CD
- D. Playing from AUX
- E. FM
- F. Standby
- G. Off



### **3.4 Noise Generating and Noise Suppressing Parts**

Refer to the Circuit Diagram.

### **3.5 Submitted Documents**

- Bill of Material
- PCB Layout
- Photo Document
- Technical Description
- Circuit Diagram
- Instruction Manual
- Rating Label

## 4. Test Set-up and Operation Modes

### 4.1 Principle of Configuration Selection

The equipment under test (EUT) was configured to measure its maximum power level. The test modes were adapted accordingly in reference to the instructions for use.

### 4.2 Test Operation and Test Software

Test operation refers to test setup in chapter 5. All testing were performed according to the procedures in ANSI C63.4: 2003.

### 4.3 Special Accessories and Auxiliary Equipment

The EUT was tested with following accessories

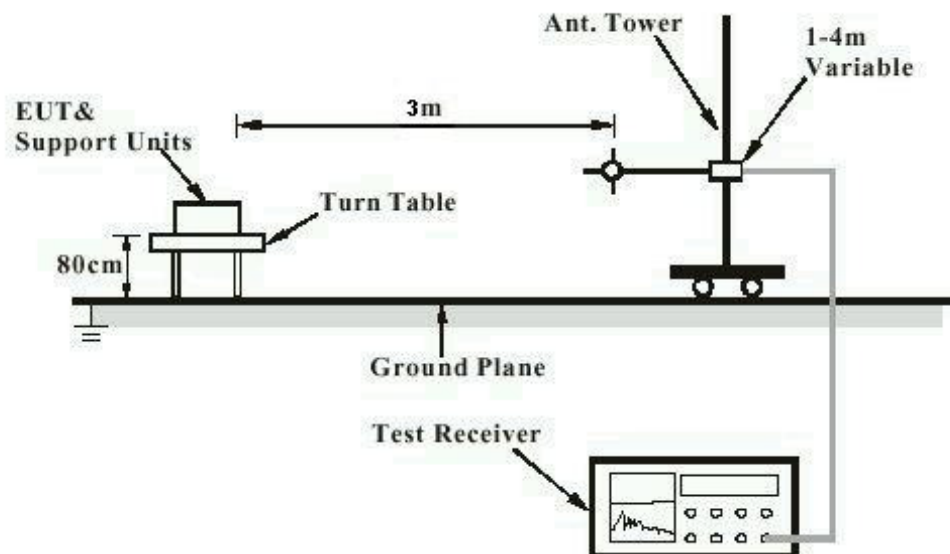
Description	Manufacturer	Type	Rating
AC/DC Adapter	-	KSM16-090-1800U	Input:: 100-240Vac, 50-60Hz, 0.3A output: 9Vdc, 1.8A

## 4.4 Countermeasures to achieve EMC Compliance

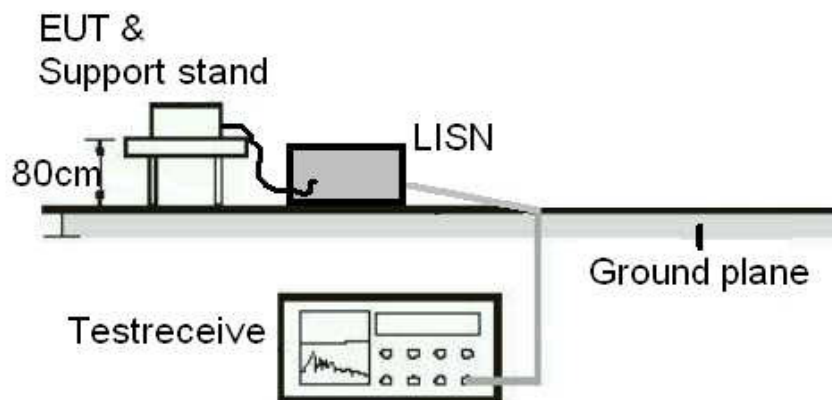
The test sample which has been tested contained the noise suppression parts as described in the Constructional Data Form or the Technical Construction File. No additional measures were employed to achieve compliance.

## 4.5 Test Setup Diagram

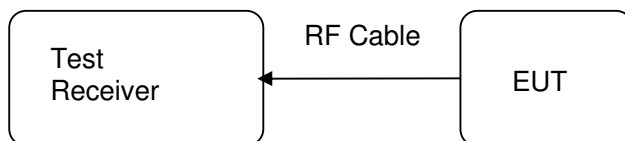
Diagram of Measurement Configuration for Radiation Test



**Diagram of Measurement Equipment Configuration for Mains Conduction Measurement**



**Diagram of Measurement Equipment Configuration for Conducted Transmitter Measurement**



## 5. Test Results

### 5.1 Transmitter Requirement & Test Suites

#### 5.1.1 Antenna Requirement

**RESULT:****Passed**

Test date	:	2013-01-31
Test standard	:	FCC Part 15.247(b)(4) and Part 15.203 RSS-Gen 7.1.4
Limit	:	the use of antennas with directional gains that do not exceed 6 dBi

According to the manufacturer declared, the EUT has an internal antenna, the directional gain of antenna is 0dBi, and the antenna connector is designed with permanent attachment and no consideration of replacement. Therefore the EUT is considered sufficient to comply with the provision.

Refer to EUT photo for details.

## 5.1.2 Peak Output Power

**RESULT:****Passed**

Test date : 2013-01-31  
Test standard : FCC Part 15.247(b)(1)  
RSS-210 A8.4 (2)  
Basic standard : ANSI C63.4: 2003  
Limit : 0.125 Watt  
Kind of test site : Shielded room

**Test setup**

Test Channel : Low/ Middle/ High  
Operation Mode : A  
Ambient temperature : 22°C  
Relative humidity : 53%  
Atmospheric pressure : 101 kPa

**Table 5: Test result of Peak Output Power, GFSK modulation**

Channel	Channel Frequency (MHz)	Peak Output Power		Limit (W)
		(dBm)	(W)	
Low Channel	2402	5.13	0.00326	0.125
Middle Channel	2441	4.85	0.00305	0.125
High Channel	2480	4.46	0.00279	0.125

Remark: RBW is 1MHz

**Table 6: Test result of Peak Output Power, 8DPSK modulation**

Channel	Channel Frequency (MHz)	Peak Output Power		Limit (W)
		(dBm)	(W)	
Low Channel	2402	4.50	0.00282	0.125
Middle Channel	2441	4.14	0.00259	0.125
High Channel	2480	3.65	0.00232	0.125

Remark: RBW is 3MHz



### 5.1.4 99% Bandwidth

**RESULT:**
**Passed**

Date of testing : 2013-01-31  
 Test standard : RSS-Gen clause 4.6.1  
 Basic standard : ANSI C63.4: 2003  
 Kind of test site : Shielded room

**Test setup**

Test Channel : Low/ Middle/ High  
 Operation Mode : A  
 Ambient temperature : 22°C  
 Relative humidity : 52%  
 Atmospheric pressure : 101 kPa

**Table 9: Test result of 99% Bandwidth, GFSK Modulation**

Channel	Channel Frequency (MHz)	99% Bandwidth (kHz)	Limit (MHz)	Result
Low Channel	2402	936	/	Pass
Mid Channel	2441	936	/	Pass
High Channel	2480	936	/	Pass

**Table 10: Test result of 99% Bandwidth, 8DPSK Modulation**

Channel	Channel Frequency (MHz)	99% Bandwidth (kHz)	Limit (MHz)	Result
Low Channel	2402	1200	/	Pass
Mid Channel	2441	1200	/	Pass
High Channel	2480	1200	/	Pass



### 5.1.5 Conducted spurious emissions measured in 100kHz Bandwidth

**RESULT:** **Passed**

Date of testing : 2013-01-31  
Test standard : FCC part 15.247(d)  
RSS-210 A8.5  
Basic standard : ANSI C63.4: 2003  
Limit : 20dB (below that in the 100kHz bandwidth within  
the band that contains the highest level of the  
desired power);  
In addition, radiated emissions which fall in the  
restricted bands, must also comply with the radiated  
emission limits specified in 15.209(a)  
Kind of test site : Shield room

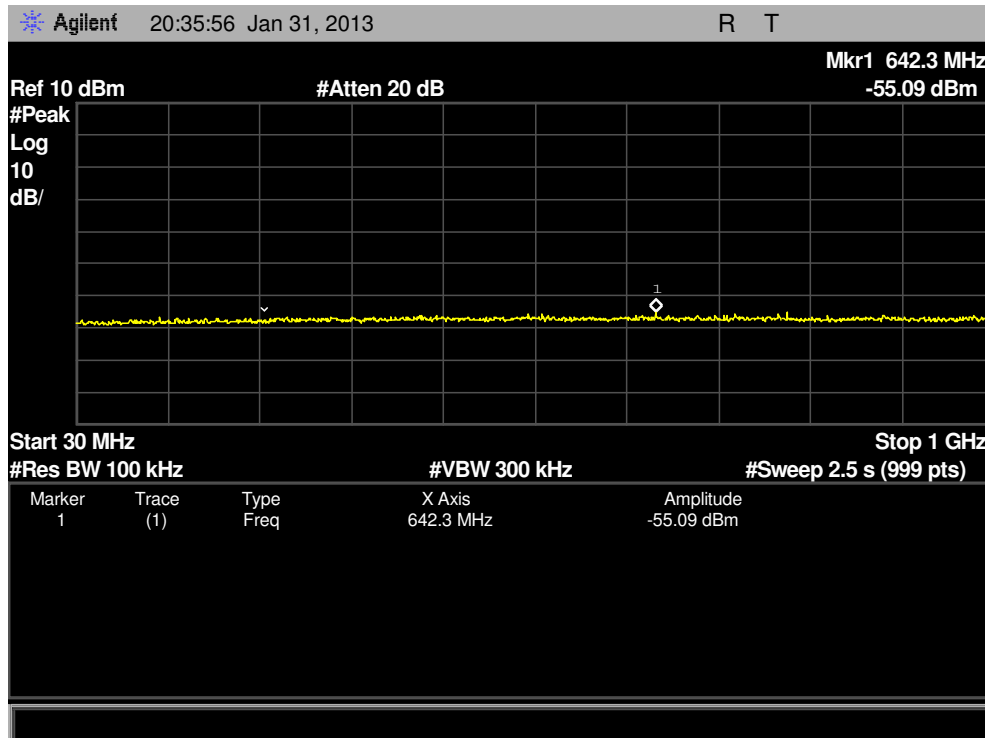
#### Test setup

Test Channel : Low/ High  
Operation mode : A  
Ambient temperature : 22°C  
Relative humidity : 52%  
Atmospheric pressure : 101 kPa

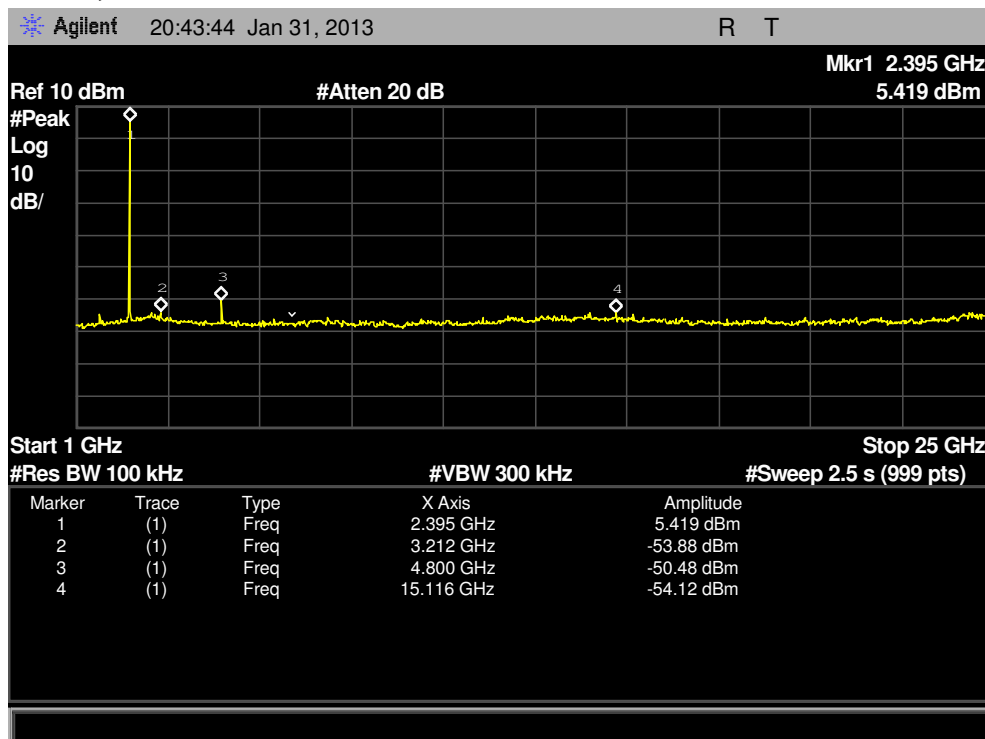
All emissions are more than 20dB below fundamental, details refer to following test plot, and compliance is achieved as well.

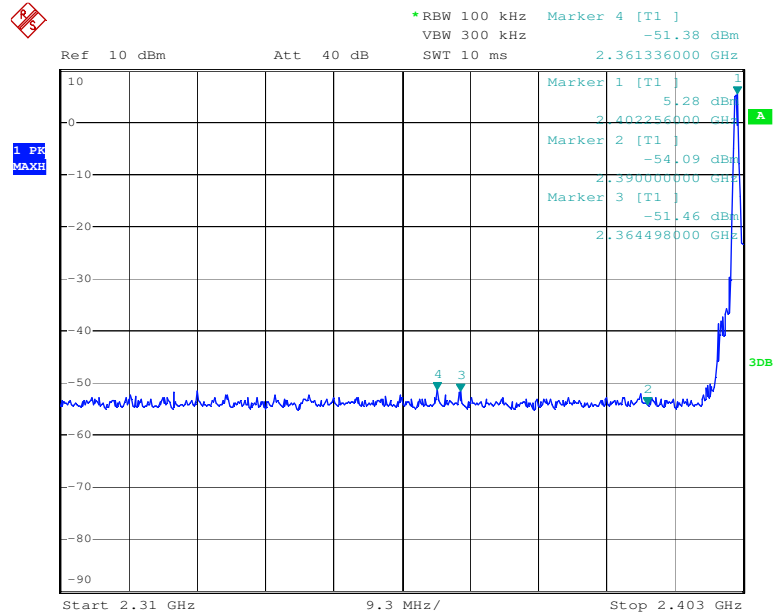
## Test Plot of 100kHz Bandwidth of Frequency Band Edge, GFSK modulation

### Low Channel, below 1GHz

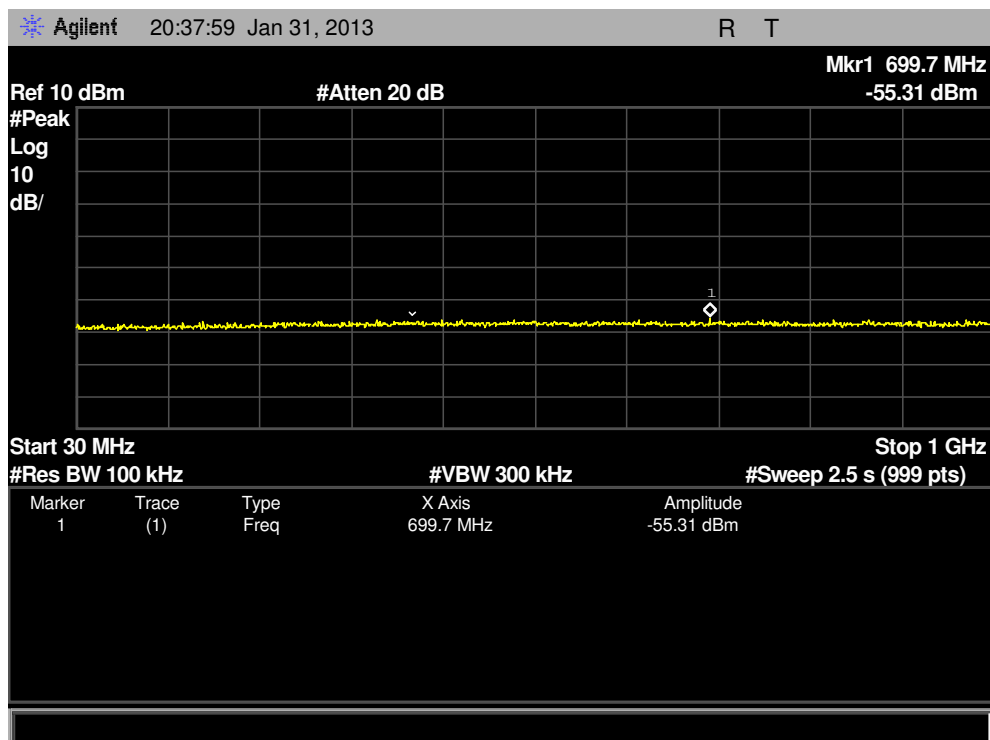


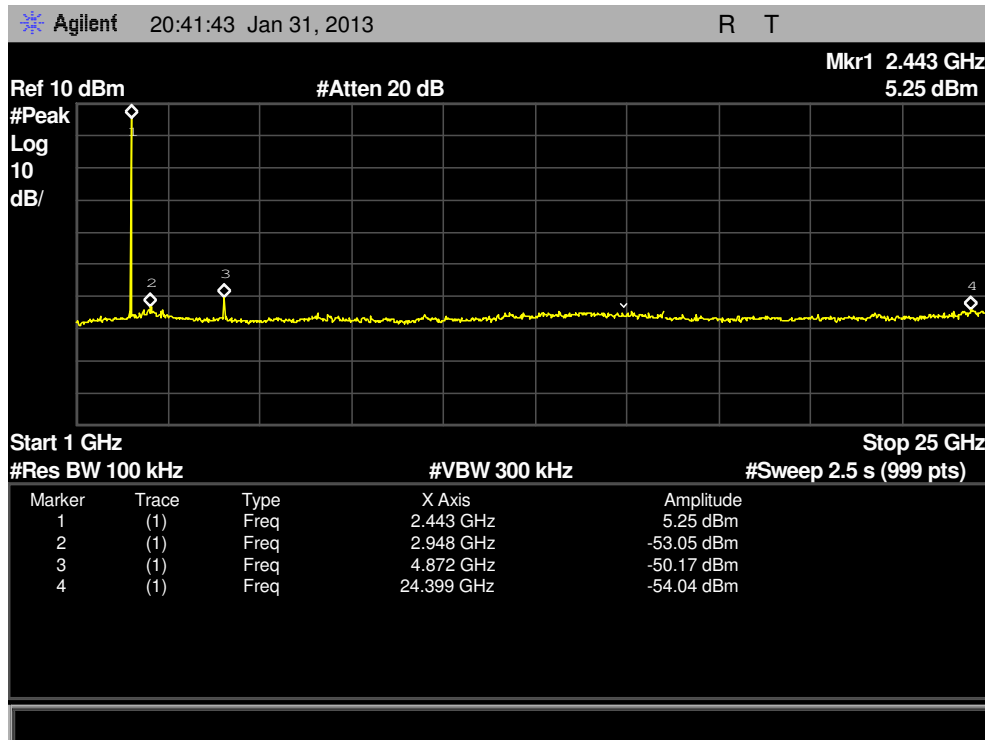
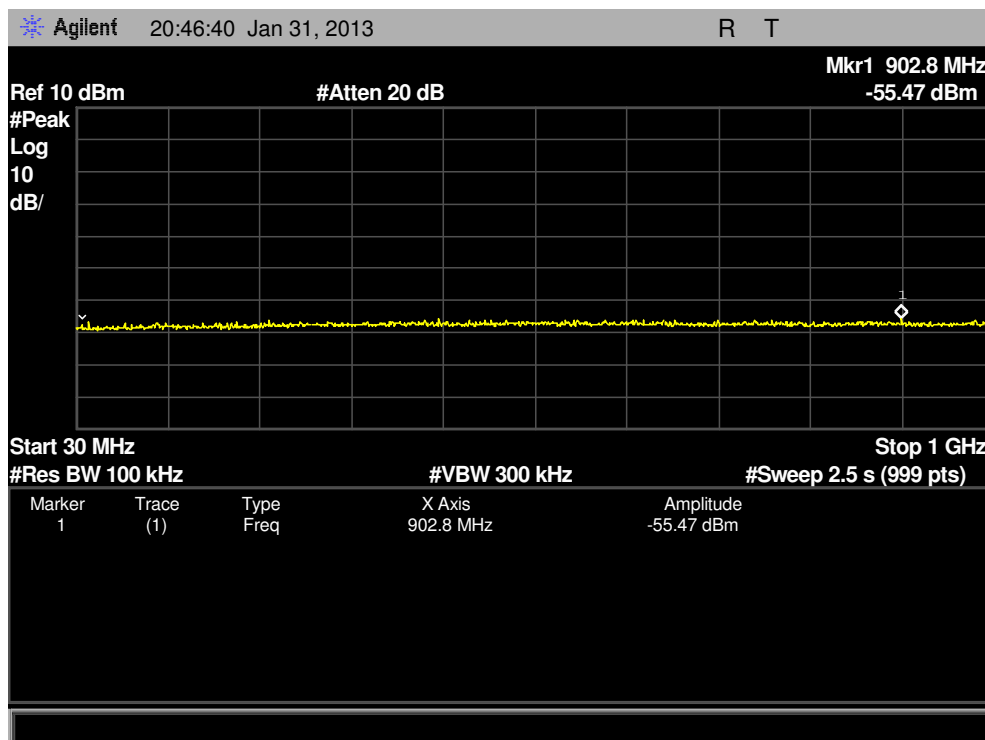
### Low Channel, above 1GHz

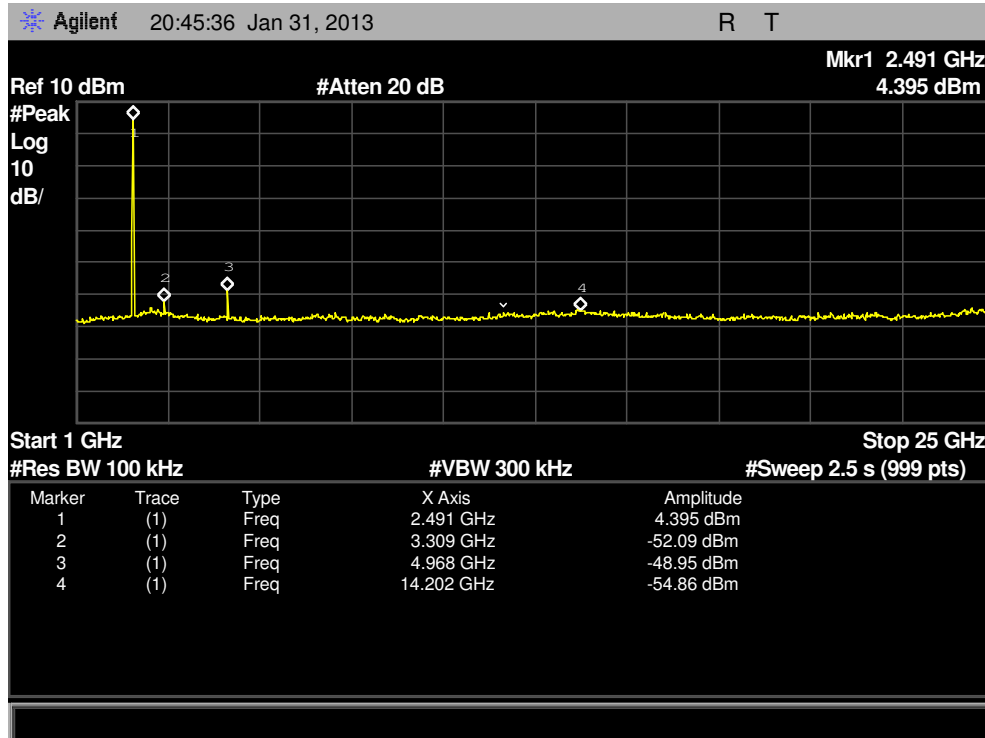
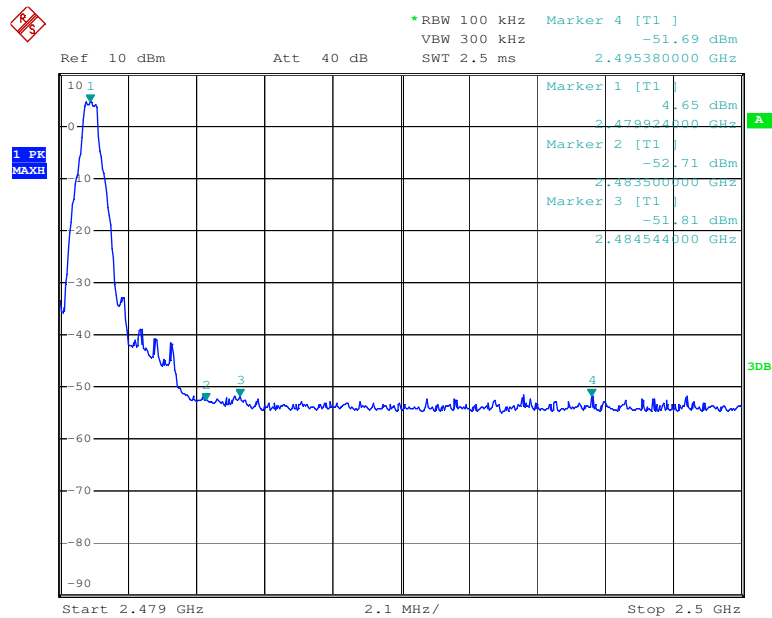


**Low Channel, Band Edge**


Date: 31.JAN.2013 19:33:48

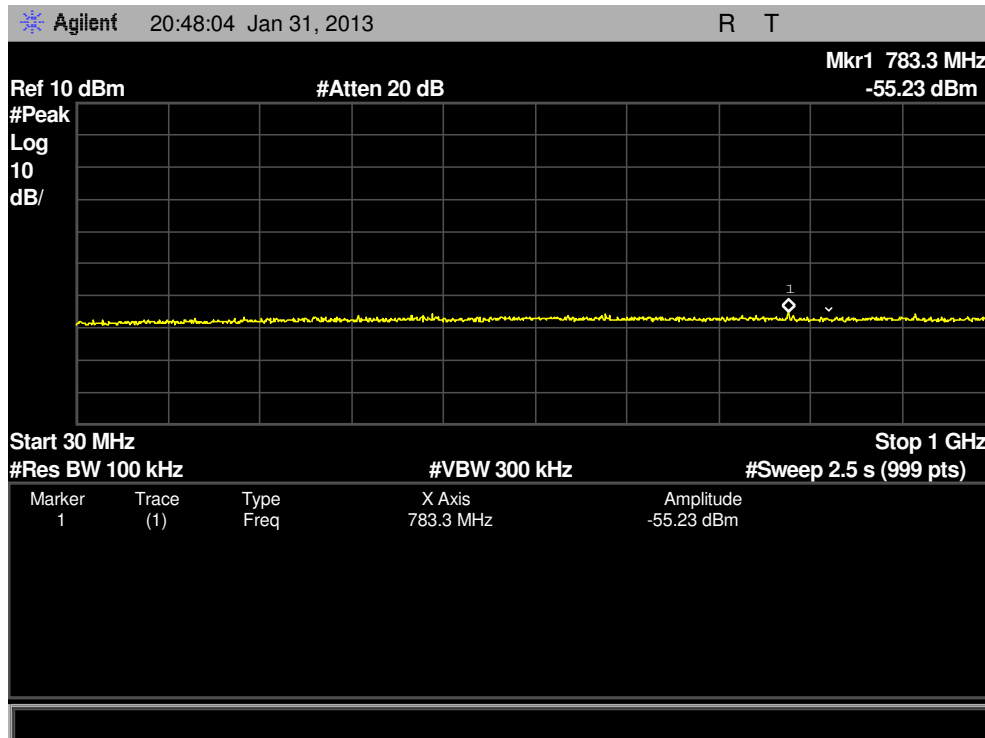
**Middle Channel, below 1GHz**


**Middle Channel, above 1GHz**

**High Channel, below 1GHz**


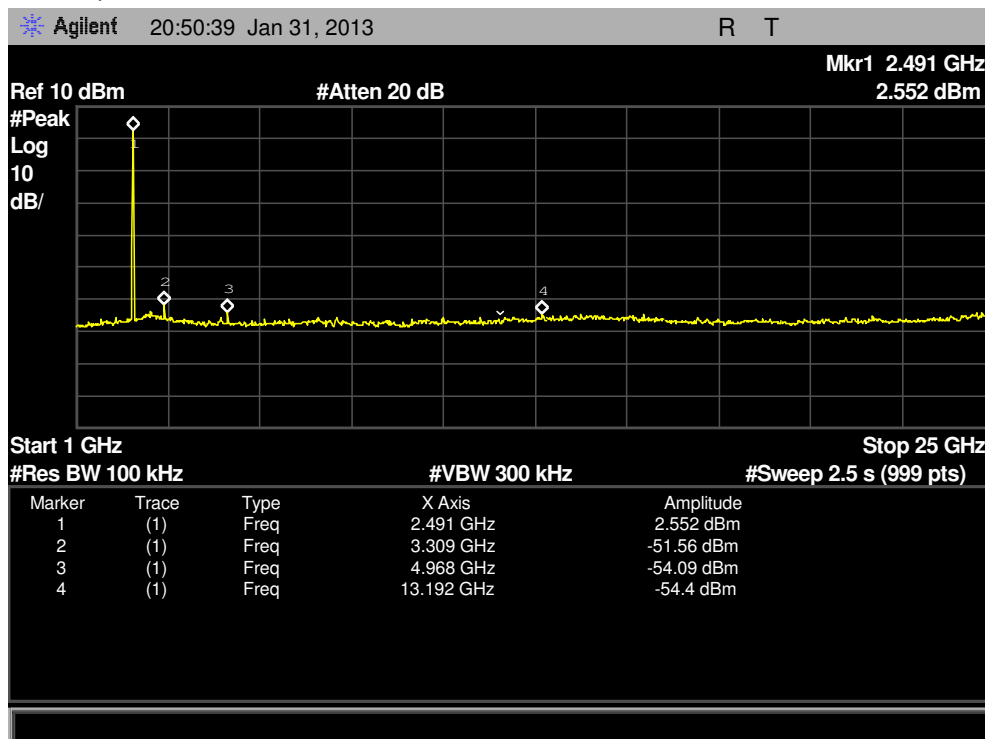
**High Channel, above 1GHz**

**High Channel, Band Edge**


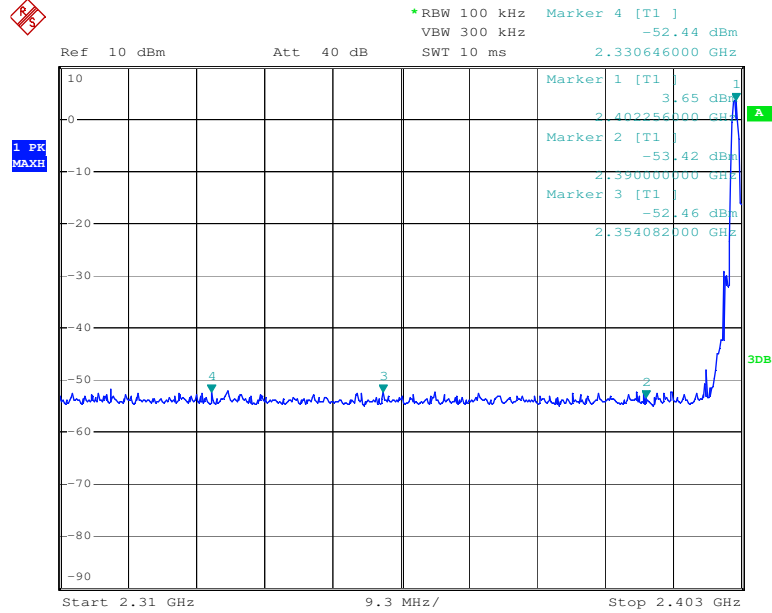
## Test Plot of 100kHz Bandwidth of Frequency Band Edge, 8DPSK modulation

### Low Channel, below 1GHz

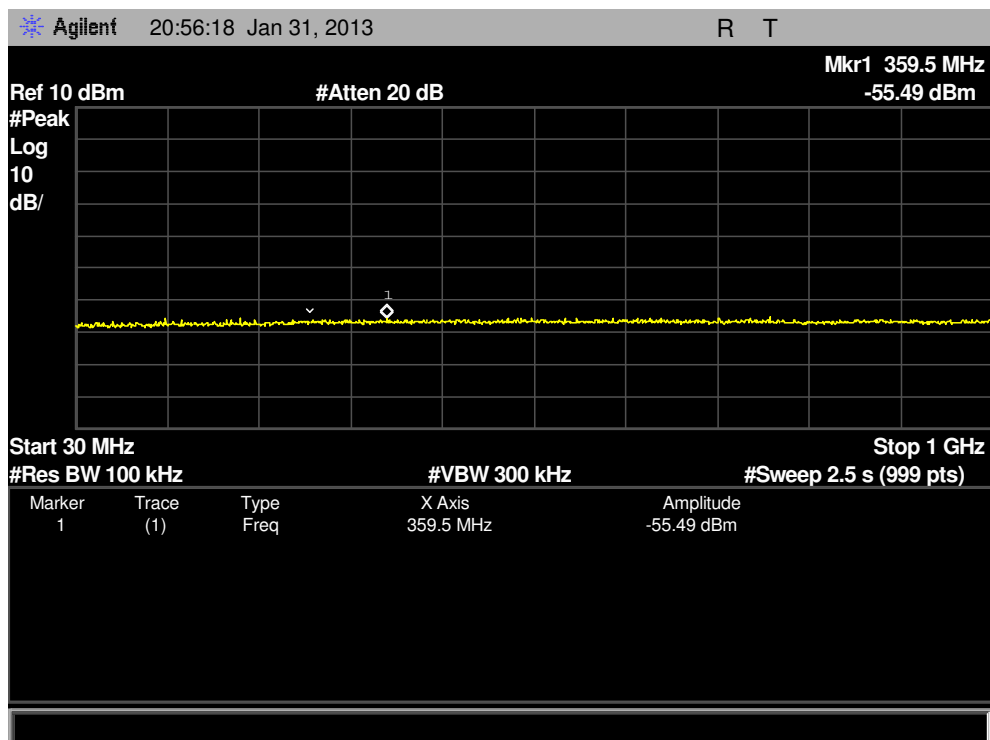


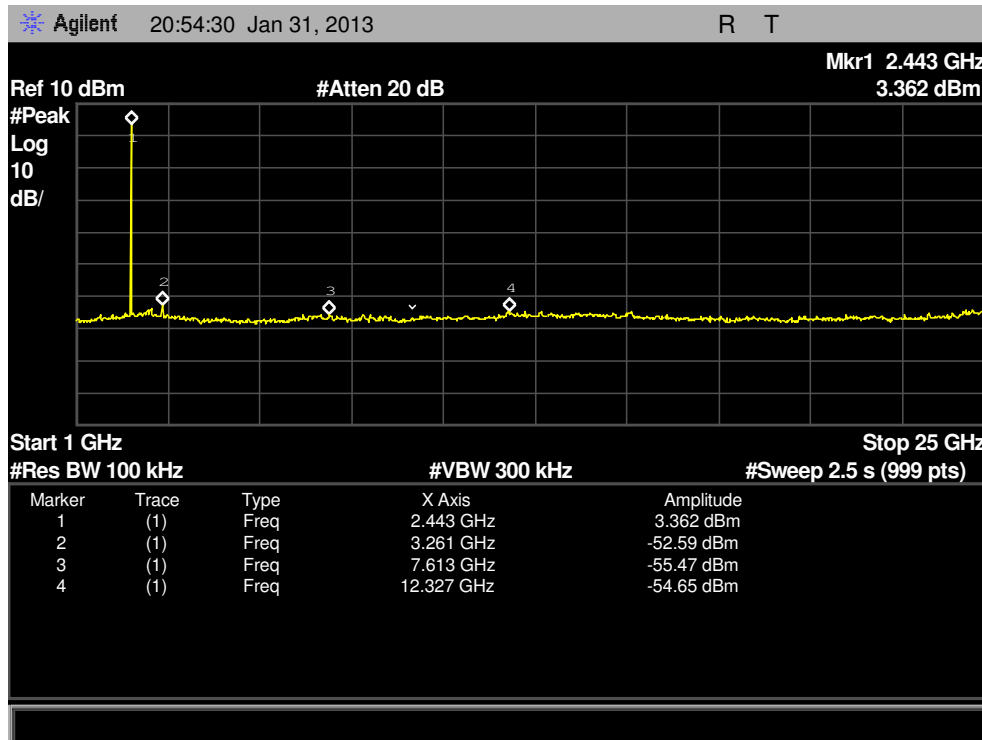
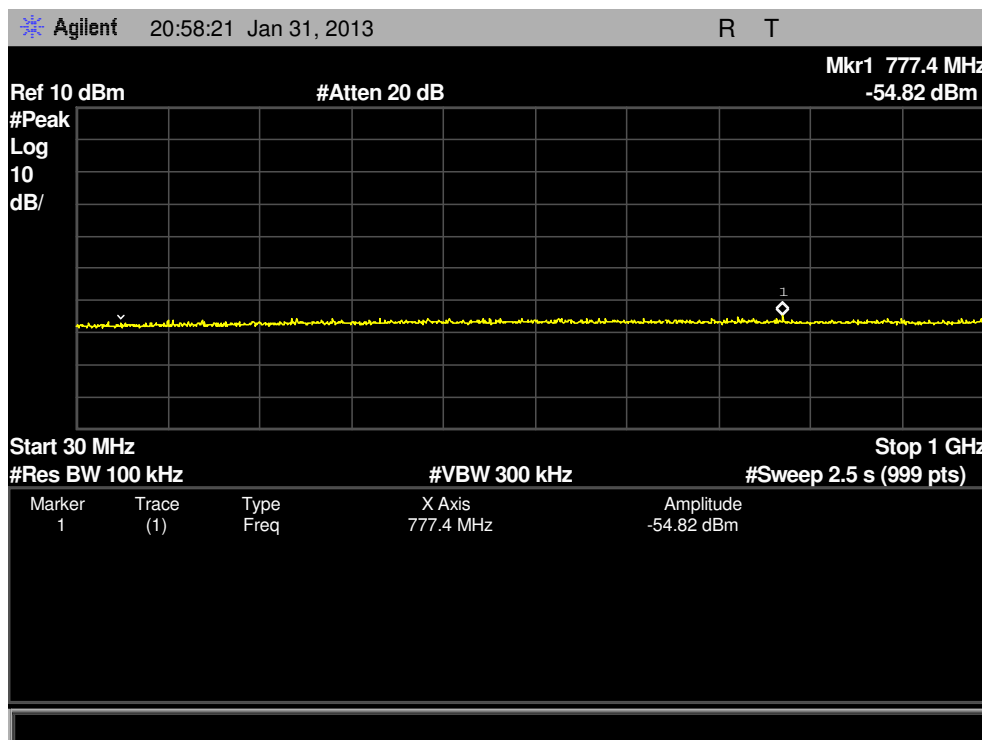
### Low Channel, above 1GHz



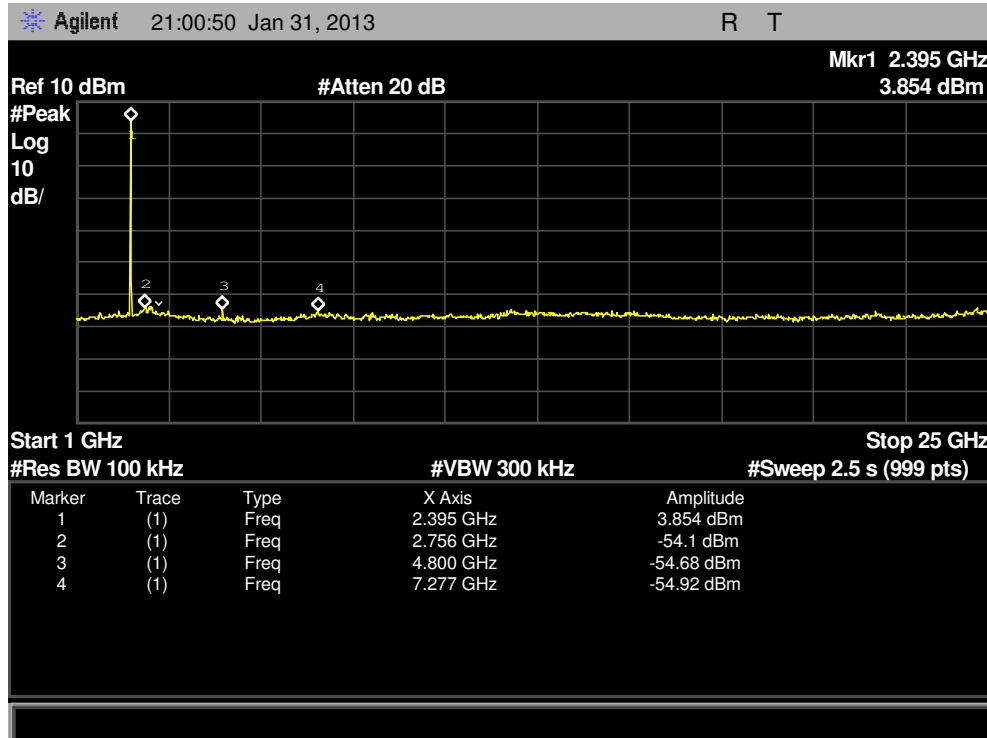
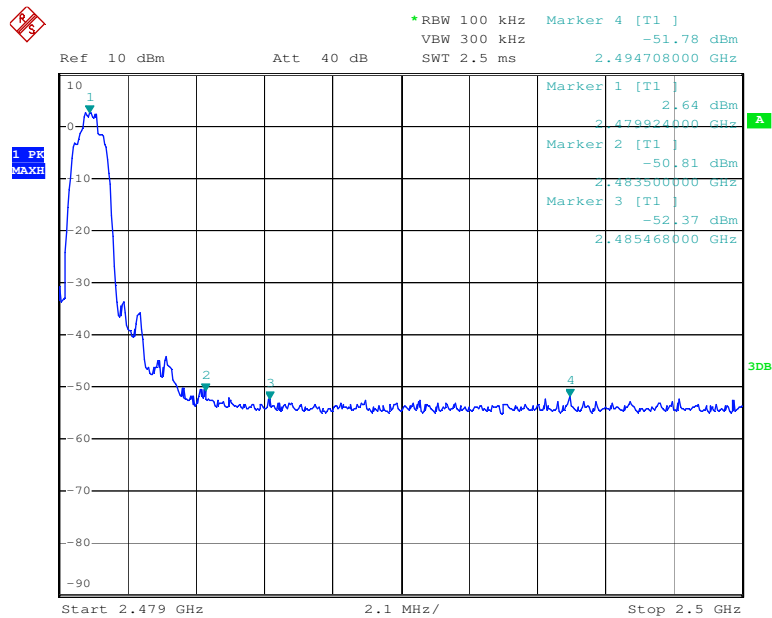
**Low Channel, Band Edge**


Date: 31.JAN.2013 19:35:14

**Middle Channel, below 1GHz**


**Middle Channel, above 1GHz**

**High Channel, below 1GHz**




**High Channel, above 1GHz**

**High Channel, Band Edge**


## 5.1.6 Spurious Emission

**RESULT:****Passed**

Date of testing : 2013-01-31 to 2013-02-01  
Test standard : FCC part 15.247(d)  
FCC Part 15.205  
RSS-210 Clause 2.2  
Basic standard : ANSI C63.4: 2003  
Limits : Refer to 15.209(a) of FCC part 15.247(d)  
Refer to RSS-210 Table 2  
Kind of test site : 3m Semi-Anechoic Chamber

**Test setup**

Test Channel : Low/ Middle/ High  
Operation mode : A, C  
Ambient temperature : 24°C  
Relative humidity : 48%  
Atmospheric pressure : 101 kPa

**Remark:**

During the pretest the EUT was rotated through three orthogonal axes to determine the attitude that maximizes the emissions. After that the EUT was manually handled to find the orientation that has the maximum emission, which is the orientation shown in the test setup photos.

Testing was carried out within frequency range 9kHz to the tenth harmonics.

For details refer to Appendix 1.

### 5.1.7 Frequency Separation

**RESULT:**
**Passed**

Date of testing : 2013-01-31  
 Test standard : FCC part 15.247(a)(1)  
   : RSS-210 A8.1 (b)  
 Basic standard : ANSI C63.4: 2003  
 Limit :  $\geq 25\text{kHz}$  or 2/3 of 20dB bandwidth, whichever is greater

**Test setup**

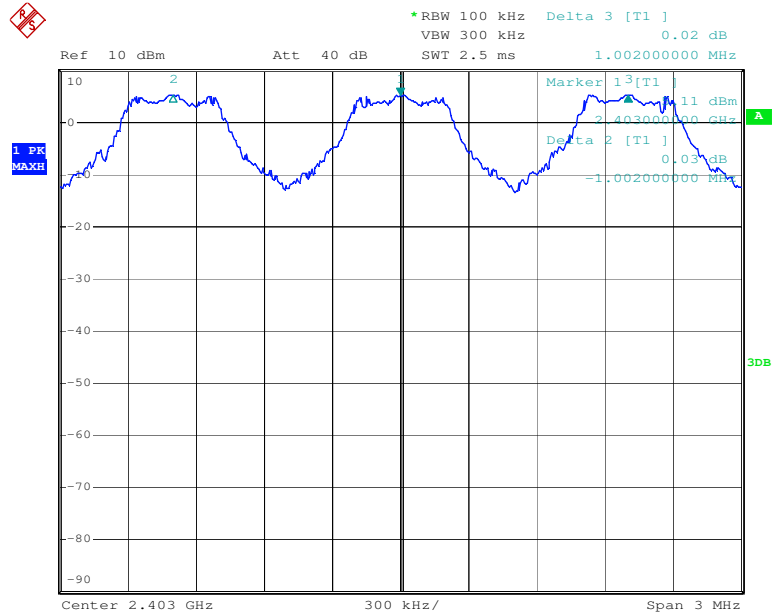
Test Channel : Low/ Middle/ High  
 Operation Mode : A  
 Ambient temperature : 22°C  
 Relative humidity : 52%  
 Atmospheric pressure : 101 kPa

**Table 11: Test result of Frequency Separation**

Channel	Channel Frequency (MHz)	Measured Channel Separation (MHz)	Limit (kHz)	Result
Low Channel	2402	1	$\geq 25\text{kHz}$ or 2/3 of 20dB bandwidth	Pass
Adjacency Channel	2403			
Mid Channel	2441	1	$\geq 25\text{kHz}$ or 2/3 of 20dB bandwidth	Pass
Adjacency Channel	2442			
High Channel	2480	1	$\geq 25\text{kHz}$ or 2/3 of 20dB bandwidth	Pass
Adjacency Channel	2479			

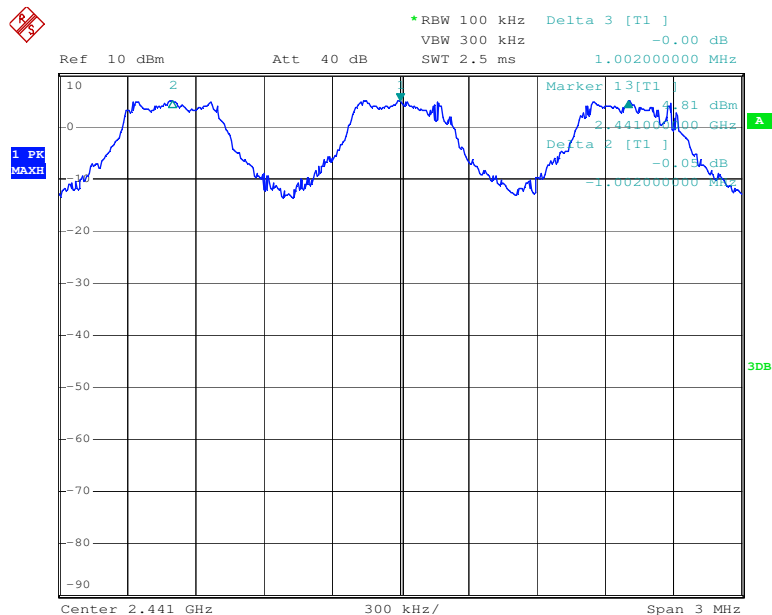
## Test Plot of Frequency Separation

### Low Channel



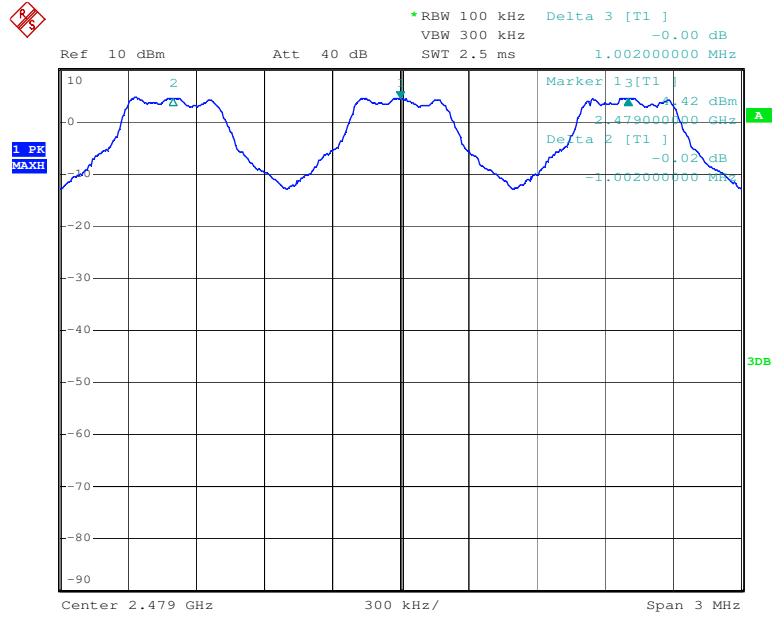
Date: 31.JAN.2013 18:11:50

### Middle Channel



Date: 31.JAN.2013 18:08:16

High Channel



Date: 31.JAN.2013 18:20:45

### 5.1.8 Number of hopping frequency

**RESULT:****Passed**

Date of testing : 2013-01-31  
Test standard : FCC part 15.247(a)(1)(iii)  
RSS-210 A8.1 (d)  
Basic standard : ANSI C63.4: 2003  
Limits :  $\geq 15$  non-overlapping channels  
Kind of test site : Shield room

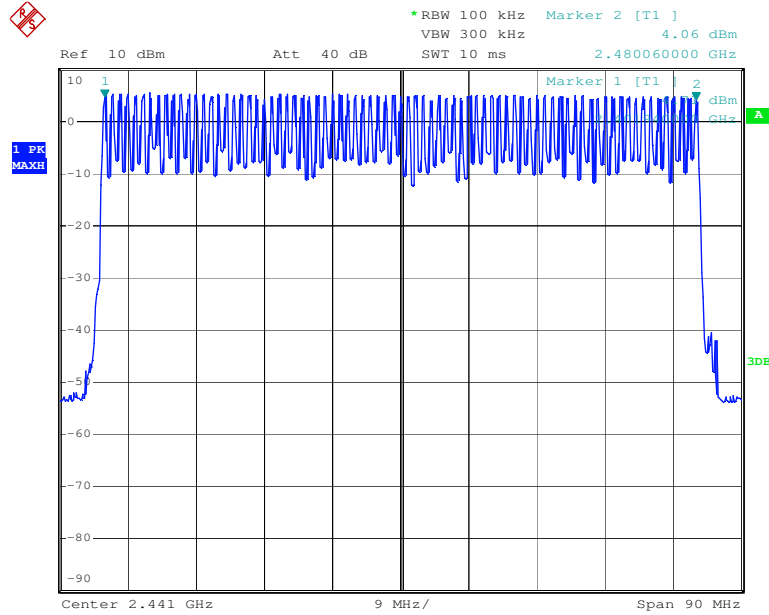
**Test setup**

Test Channel : Low/ Middle/ High  
Operation Mode : A  
Ambient temperature : 22°C  
Relative humidity : 52%  
Atmospheric pressure : 101 kPa

**Table 12: Test result of Number of hopping frequency**

Frequency Range	Measured Quantity of Hopping Channel	Limit	Result
<u>2400</u> to <u>2483.5</u> MHz	79	$\geq 15$	Pass

### Test Plot of Number of hopping frequencies



Date: 31.JAN.2013 18:05:58

### 5.1.9 Time of Occupancy

**RESULT:**
**Passed**

Date of testing : 2012-11-17  
 Test standard : FCC part 15.247(a)(1)(iii)  
                   : RSS-210 A8.1 (d)  
 Basic standard : ANSI C63.4: 2003  
 Limits : 0.4s  
 Kind of test site : Shield room

**Test setup**

Test Channel : Low/ Middle/ High  
 Operation Mode : A  
 Ambient temperature : 20°C  
 Relative humidity : 50%  
 Atmospheric pressure : 101 kPa

**Table 13: Test result of Time of Occupancy, GFSK modulation**

Channel	Data Mode	Pulse width (ms)	Measured Dwell time (s)	Limit (s)	Result
Low Channel	DH1	0.54	0.17	0.4	Pass
	DH3	1.82	0.29	0.4	Pass
	DH5	3.09	0.33	0.4	Pass
Mid Channel	DH1	0.54	0.17	0.4	Pass
	DH3	1.82	0.29	0.4	Pass
	DH5	3.09	0.33	0.4	Pass
High Channel	DH1	0.54	0.17	0.4	Pass
	DH3	1.82	0.29	0.4	Pass
	DH5	3.09	0.33	0.4	Pass



Table 14: Test result of Time of Occupancy, 8DPSK modulation

Channel	Data Mode	Pulse width (ms)	Measured Dwell time (s)	Limit (s)	Result
Low Channel	DH1	0.55	0.18	0.4	Pass
	DH3	1.84	0.29	0.4	Pass
	DH5	3.09	0.33	0.4	Pass
Mid Channel	DH1	0.56	0.18	0.4	Pass
	DH3	1.82	0.29	0.4	Pass
	DH5	3.09	0.33	0.4	Pass
High Channel	DH1	0.56	0.18	0.4	Pass
	DH3	1.84	0.29	0.4	Pass
	DH5	3.09	0.33	0.4	Pass

Note:

$$\text{Dwell time} = \text{Pulse width} \times (\text{Hopping rate} / \text{Number of channels}) \times \text{Period}$$
$$\text{Period} = 0.4 \text{ (seconds/ channel)} \times 79 \text{ (channel)} = 31.6 \text{ seconds}$$

### 5.1.10 Conducted emissions

**RESULT:****Passed**

Date of testing : 2013-01-09  
Test standard : FCC Part 15.207(a)  
Basic standard : ANSI C63.4: 2003  
Frequency range : 0.15 – 30MHz  
Limits : FCC Part 15.207(a)  
Kind of test site : Shield room

**Test setup**

Input Voltage (to AC : AC 120V, 60Hz  
input of Adapter)  
Operation Mode : A  
Earthing : Not connected  
Ambient temperature : 21°C  
Relative humidity : 50%  
Atmospheric pressure : 101 kPa

For details refer to Appendix 1.

### 5.1.11 Radiated Emission

**RESULT:****Passed**

Date of testing : 2013-02-21  
Test standard : FCC Part 15 Per Section 15.109(a)  
Clause 5.5 of ICES-003  
RSS-Gen 7.1.4  
Frequency range : 30 - 6000MHz  
Classification : Class B  
Test procedure : ANSI C63.4: 2003  
CAN/CSA-CEI/IEC CISPR 22-02  
RSS-Gen Table 5  
Deviation from standard : None  
test procedure  
Kind of test site : 3m Semi-Anechoic Chamber

**Test setup**

Input Voltage : AC120V 60Hz to AC/DC Adapter  
Operation mode : A  
Earthing : Not connected

Test data refer to Appendix 1.

## 6. Safety Human exposure

### 6.1 Radio Frequency Exposure Compliance

#### 6.1.1 Electromagnetic Fields

**RESULT:****Passed**


Test standard : RSS-102 Issue 4  
FCC KDB Publication 447498

The maximum peak output power of the transmitter is 3.26mW only, which less than 20mW. Hence the EUT is exempted from routine evaluation limits (SAR Evaluation) according to clause 2.5.1 of RSS-102 Issue 4.


The minimum distance for the EUT is 5mm, since maximum peak output power of the transmitter is 3.26mW <10mW, hence the EUT is excluded from SAR evaluation according to FCC KDB publication 447498 D01: Mobile and Portable RF Exposure.Guidance v05.

## 7. Photographs of the Test Set-Up


Photograph 1: Set-up for Spurious Emissions (9kHz-30MHz)




Photograph 2: Set-up for Spurious Emissions (30MHz-1GHz)



**Photograph 3: Set-up for Spurious Emissions (1GHz-18GHz)**




**Photograph 4: Set-up for Spurious Emissions (18GHz-26GHz)**




**Photograph 5: Set-up for Conducted Emissions**



**Photograph 6: Set-up for Radiated Emissions, below 1GHz**



**Photograph 7: Set-up for Radiated Emissions, above 1GHz**





## 8. List of Tables

Table 1: List of Test and Measurement Equipment .....	5
Table 2: Rating of EUT .....	7
Table 3: Technical Specification of EUT .....	7
Table 4: Frequency hopping information .....	8
Table 5: Test result of Peak Output Power, GFSK modulation .....	14
Table 6: Test result of Peak Output Power, 8DPSK modulation .....	14
Table 7: Test result of 20dB Bandwidth, GFSK modulation .....	15
Table 8: Test result of 20dB Bandwidth, 8DPSK modulation .....	15
Table 9: Test result of 99% Bandwidth, GFSK Modulation .....	16
Table 10: Test result of 99% Bandwidth, 8DPSK Modulation .....	16
Table 11: Test result of Frequency Separation .....	27
Table 12: Test result of Number of hopping frequency .....	30
Table 13: Test result of Time of Occupancy, GFSK modulation .....	32
Table 14: Test result of Time of Occupancy, 8DPSK modulation .....	33

## 9. List of Photographs

Photograph 1: Set-up for Spurious Emissions (9kHz-30MHz) .....	37
Photograph 2: Set-up for Spurious Emissions (30MHz-1GHz) .....	37
Photograph 3: Set-up for Spurious Emissions (1GHz-18GHz) .....	38
Photograph 4: Set-up for Spurious Emissions (18GHz-26GHz) .....	38
Photograph 5: Set-up for Conducted Emissions .....	39
Photograph 6: Set-up for Radiated Emissions, below 1GHz .....	39
Photograph 7: Set-up for Radiated Emissions, above 1GHz .....	40

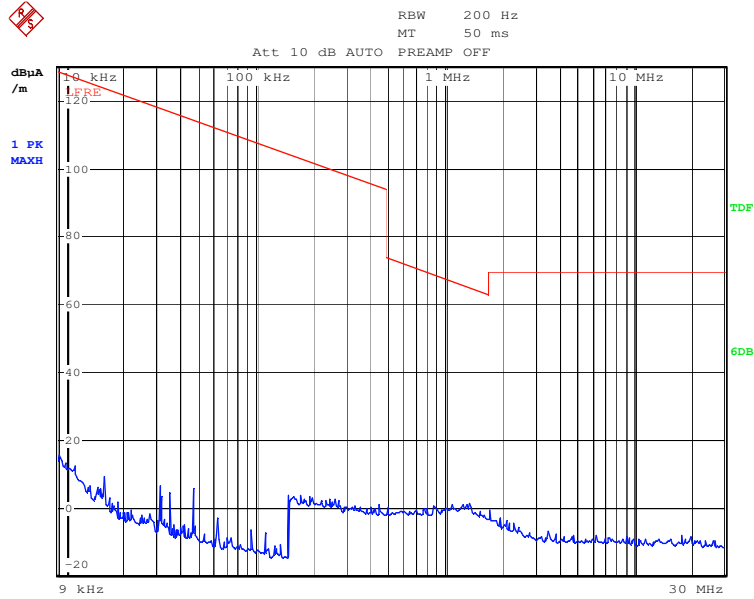
## List of Figures

Figure 1: Test figure of spurious emissions, mode A.1, Horizontal polarity (9kHz – 30MHz), GFSK Modulation .....	4
Figure 2: Test figure of spurious emissions, mode A.1, Vertical polarity (9kHz – 30MHz), GFSK Modulation .....	4
Figure 3: Test figure of spurious emissions, mode A.1, Horizontal polarity (30MHz – 1GHz), GFSK Modulation .....	5
Figure 4: Test figure of spurious emissions, mode A.1, Vertical polarity (30MHz – 1GHz), GFSK Modulation .....	6
Figure 5: Test figure of spurious emissions, mode A.1, Horizontal polarity (1GHz – 18GHz), GFSK Modulation .....	7
Figure 6: Test figure of spurious emissions, mode A.1, Vertical polarity (1GHz – 18GHz), GFSK Modulation .....	8
Figure 7: Test figure of spurious emissions, mode A.1, Horizontal polarity (18GHz – 25GHz), GFSK Modulation .....	9
Figure 8: Test figure of spurious emissions, mode A.1, Vertical polarity (18GHz – 25GHz), GFSK Modulation .....	10
Figure 9: Test figure of spurious emissions, mode A.2, Horizontal polarity (9kHz – 30MHz), GFSK Modulation .....	11
Figure 10: Test figure of spurious emissions, mode A.2, Vertical polarity (9kHz – 30MHz), GFSK Modulation .....	11
Figure 11: Test figure of spurious emissions, mode A.2, Horizontal polarity (30MHz – 1GHz), GFSK Modulation .....	12
Figure 12: Test figure of spurious emissions, mode A.2, Vertical polarity (30MHz – 1GHz), GFSK Modulation .....	13
Figure 13: Test figure of spurious emissions, mode A.2, Horizontal polarity (1GHz – 18GHz), GFSK Modulation .....	14
Figure 14: Test figure of spurious emissions, mode A.2, Vertical polarity (1GHz – 18GHz), GFSK Modulation .....	15
Figure 15: Test figure of spurious emissions, mode A.2, Horizontal polarity (18GHz – 25GHz), GFSK Modulation .....	16
Figure 16: Test figure of spurious emissions, mode A.2, Vertical polarity (18GHz – 25GHz), GFSK Modulation .....	17
Figure 17: Test figure of spurious emissions, mode A.3, Horizontal polarity (9kHz – 30MHz), GFSK Modulation .....	18
Figure 18: Test figure of spurious emissions, mode A.3, Vertical polarity (9kHz – 30MHz), GFSK Modulation .....	18
Figure 19: Test figure of spurious emissions, mode A.3, Horizontal polarity (30MHz – 1GHz), GFSK Modulation .....	19
Figure 20: Test figure of spurious emissions, mode A.3, Vertical polarity (30MHz – 1GHz), GFSK Modulation .....	20
Figure 21: Test figure of spurious emissions, mode A.3, Horizontal polarity (1GHz – 18GHz), GFSK Modulation .....	21
Figure 22: Test figure of spurious emissions, mode A.3, Vertical polarity (1GHz – 18GHz), GFSK Modulation .....	22
Figure 23: Test figure of spurious emissions, mode A.3, Horizontal polarity (18GHz – 25GHz), GFSK Modulation .....	23
Figure 24: Test figure of spurious emissions, mode A.3, Vertical polarity (18GHz – 25GHz), GFSK Modulation .....	24
Figure 25: Test figure of spurious emissions, mode A.1, Horizontal polarity (9kHz – 30MHz), 8DPSK Modulation .....	25
Figure 26: Test figure of spurious emissions, mode A.1, Vertical polarity (9kHz – 30MHz), 8DPSK Modulation .....	25

Figure 27: Test figure of spurious emissions, mode A.1, Horizontal polarity (30MHz – 1GHz), 8DPSK Modulation .....	26
Figure 28: Test figure of spurious emissions, mode A.1, Vertical polarity (30MHz – 1GHz), 8DPSK Modulation .....	27
Figure 29: Test figure of spurious emissions, mode A.1, Horizontal polarity (1GHz –18GHz), 8DPSK Modulation .....	28
Figure 30: Test figure of spurious emissions, mode A.1, Vertical polarity (1GHz – 18GHz), 8DPSK Modulation .....	29
Figure 31: Test figure of spurious emissions, mode A.1, Horizontal polarity (18GHz –25GHz), 8DPSK Modulation .....	30
Figure 32: Test figure of spurious emissions, mode A.1, Vertical polarity (18GHz – 25GHz), 8DPSK Modulation .....	31
Figure 33: Test figure of spurious emissions, mode A.2, Horizontal polarity (9kHz – 30MHz), 8DPSK Modulation .....	32
Figure 34: Test figure of spurious emissions, mode A.2, Vertical polarity (9kHz – 30MHz), 8DPSK Modulation .....	32
Figure 35: Test figure of spurious emissions, mode A.2, Horizontal polarity (30MHz – 1GHz), 8DPSK Modulation .....	33
Figure 36: Test figure of spurious emissions, mode A.2, Vertical polarity (30MHz – 1GMHz), 8DPSK Modulation .....	34
Figure 37: Test figure of spurious emissions, mode A.2, Horizontal polarity (1GHz – 18GHz), 8DPSK Modulation .....	35
Figure 38: Test figure of spurious emissions, mode A.2, Vertical polarity (1GHz – 18GHz), 8DPSK Modulation .....	36
Figure 39: Test figure of spurious emissions, mode A.2, Horizontal polarity (18GHz – 25GHz), 8DPSK Modulation .....	37
Figure 40: Test figure of spurious emissions, mode A.2, Vertical polarity (18GHz – 25GHz), 8DPSK Modulation .....	38
Figure 41: Test figure of spurious emissions, mode A.3, Horizontal polarity (9kHz – 30MHz), 8DPSK Modulation .....	39
Figure 42: Test figure of spurious emissions, mode A.3, Vertical polarity (9kHz – 30MHz), 8DPSK Modulation .....	39
Figure 43: Test figure of spurious emissions, mode A.3, Horizontal polarity (30MHz – 1GHz), 8DPSK Modulation .....	40
Figure 44: Test figure of spurious emissions, mode A.3, Vertical polarity (30MHz – 1GHz), 8DPSK Modulation .....	41
Figure 45: Test figure of spurious emissions, mode A.3, Horizontal polarity (1GHz –18GHz), 8DPSK Modulation .....	42
Figure 46: Test figure of spurious emissions, mode A.3, Vertical polarity (1GHz – 18GHz), 8DPSK Modulation .....	43
Figure 47: Test figure of spurious emissions, mode A.3, Horizontal polarity (18GHz –25GHz), 8DPSK Modulation .....	44
Figure 48: Test figure of spurious emissions, mode A.3, Vertical polarity (18GHz – 25GHz), 8DPSK Modulation .....	45
Figure 49: Test figure of spurious emissions, mode B, Horizontal polarity (9kHz – 30MHz), GFSK Modulation .....	46
Figure 50: Test figure of spurious emissions, mode B, Vertical polarity (9kHz – 30MHz), GFSK Modulation .....	46
Figure 51: Test figure of spurious emissions, mode B, Horizontal polarity (30MHz – 1GHz), GFSK Modulation .....	47
Figure 52: Test figure of spurious emissions, mode B, Vertical polarity (30MHz – 1GHz), GFSK Modulation .....	48
Figure 53: Test figure of spurious emissions, mode B, Horizontal polarity (1GHz –18GHz), GFSK Modulation .....	49
Figure 54: Test figure of spurious emissions, mode B, Vertical polarity (1GHz – 18GHz), GFSK Modulation .....	50
Figure 55: Test figure of spurious emissions, mode B, Horizontal polarity (18GHz –25GHz), GFSK Modulation .....	51

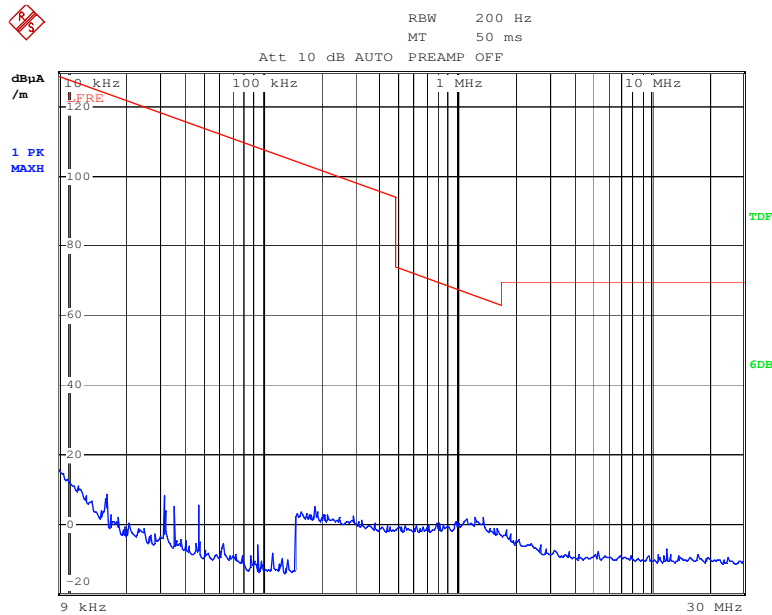
Figure 56: Test figure of spurious emissions, mode B, Vertical polarity (18GHz – 25GHz), GFSK Modulation .....	52
Figure 57: Test figure of spurious emissions, mode B, Horizontal polarity (9kHz – 30MHz), 8DPSK Modulation .....	53
Figure 58: Test figure of spurious emissions, mode B, Vertical polarity (9kHz – 30MHz), 8DPSK Modulation .....	53
Figure 59: Test figure of spurious emissions, mode B, Horizontal polarity (30MHz – 1GHz), 8DPSK Modulation .....	54
Figure 60: Test figure of spurious emissions, mode B, Vertical polarity (30MHz – 1GHz), 8DPSK Modulation .....	55
Figure 61: Test figure of spurious emissions, mode B, Horizontal polarity (1GHz – 18GHz), 8DPSK Modulation .....	56
Figure 62: Test figure of spurious emissions, mode B, Vertical polarity (1GHz – 18GHz), 8DPSK Modulation .....	57
Figure 63: Test figure of spurious emissions, mode B, Horizontal polarity (18GHz – 25GHz), 8DPSK Modulation .....	58
Figure 64: Test figure of spurious emissions, mode B, Vertical polarity (18GHz – 25GHz), 8DPSK Modulation .....	59
Figure 65: Test figure of Radiated emissions in restricted bands, Mode A.1, Horizontal, GFSK Modulation .....	60
Figure 66: Test figure of Radiated emissions in restricted bands, Mode A.1, Vertical, GFSK Modulation .....	61
Figure 67: Test figure of Radiated emissions in restricted bands, Mode A.3, Horizontal, GFSK Modulation .....	62
Figure 68: Test figure of Radiated emissions in restricted bands, Mode A.3, Vertical, GFSK Modulation .....	63
Figure 69: Test figure of Radiated emissions in restricted bands, Mode A.1, Horizontal, 8DPSK Modulation .....	64
Figure 70: Test figure of Radiated emissions in restricted bands, Mode A.1, Vertical, 8DPSK Modulation .....	65
Figure 71: Test figure of Radiated emissions in restricted bands, Mode A.3, Horizontal, 8DPSK Modulation .....	66
Figure 72: Test figure of Radiated emissions in restricted bands, Mode A.3, Vertical, 8DPSK Modulation .....	67
Figure 73: Test figure of Conducted emissions, Mode C, line live .....	68
Figure 74: Test figure of Conducted emissions, Mode C, line neutral .....	69
Figure 75: Test figure of Conducted emissions, Mode D, line live .....	70
Figure 76: Test figure of Conducted emissions, Mode D, line neutral .....	71
Figure 77: Test figure of Conducted emissions, Mode E, line live .....	72
Figure 78: Test figure of Conducted emissions, Mode E, line neutral .....	73
Figure 79: Test figure of Radiated emissions, Mode C, Below 1GHz, Horizontal .....	74
Figure 80: Test figure of Radiated emissions, Mode C, Below 1GHz, Vertical .....	75
Figure 81: Test figure of Radiated emissions, Mode C, Above 1GHz, Horizontal .....	76
Figure 82: Test figure of Radiated emissions, Mode C, Above 1GHz, Vertical .....	77
Figure 83: Test figure of Radiated emissions, Mode D, Below 1GHz, Horizontal .....	78
Figure 84: Test figure of Radiated emissions, Mode D, Below 1GHz, Vertical .....	79
Figure 85: Test figure of Radiated emissions, Mode D, Above 1GHz, Horizontal .....	80
Figure 86: Test figure of Radiated emissions, Mode D, Above 1GHz, Vertical .....	81
Figure 87: Test figure of Radiated emissions, Mode E, Below 1GHz, Horizontal .....	82
Figure 88: Test figure of Radiated emissions, Mode E, Below 1GHz, Vertical .....	83
Figure 89: Test figure of Radiated emissions, Mode E, Above 1GHz, Horizontal .....	84
Figure 90: Test figure of Radiated emissions, Mode E, Above 1GHz, Vertical .....	85

**Figure 1: Test figure of spurious emissions, mode A.1, Horizontal polarity (9kHz – 30MHz), GFSK Modulation**



Date: 1.FEB.2013 09:43:24

**Figure 2: Test figure of spurious emissions, mode A.1, Vertical polarity (9kHz – 30MHz), GFSK Modulation**



Date: 1.FEB.2013 09:45:14

**Figure 3: Test figure of spurious emissions, mode A.1, Horizontal polarity (30MHz – 1GHz), GFSK Modulation**



**ACCURATE TECHNOLOGY CO., LTD.**

F1,Bldg,A,Changyuan New Material Port Keyuan Rd,  
 Science & Industry Park,Nanshan Shenzhen,P.R.China

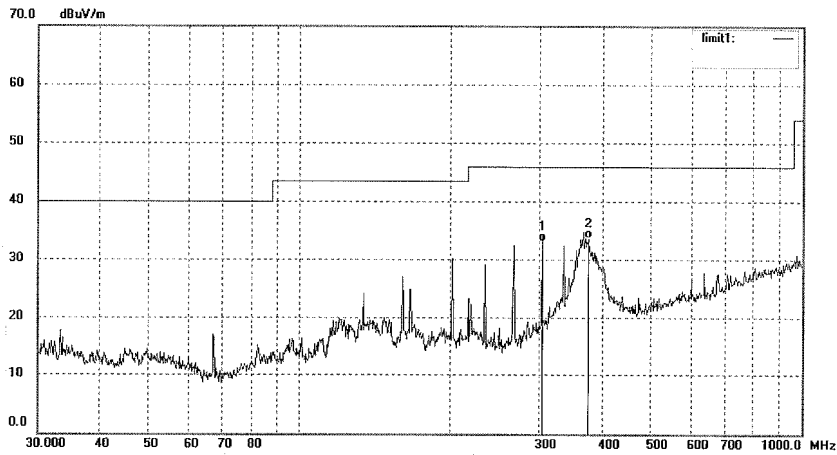
Site: 2# Chamber

Tel:+86-0755-26503290

Fax:+86-0755-26503396

Job No.: PYH #697	Polarization: Horizontal
Standard: FCC Class B 3M Radiated	Power Source: AC 120V/60Hz
Test item: Radiation Test	Date: 13/01/31/
Temp.( C)/Hum.(%) 26 C / 55 %	Time: 21/38/20
EUT: Bluetooth CD Boombox	Engineer Signature: PEI
Mode: TX 2402MHz	Distance: 3m
Model: NS-BBTCD01	
Manufacturer: Musical	

Note: BDR



No.	Freq. (MHz)	Reading (dBuV/m)	Factor (dB)	Result (dBuV/m)	Limit (dBuV/m)	Margin (dB)	Detector	Height (cm)	Degree (deg.)	Remark
1	304.8614	16.40	16.85	33.25	46.00	-12.75	QP			
2	372.6017	15.06	18.70	33.76	46.00	-12.24	QP			

**Figure 4: Test figure of spurious emissions, mode A.1, Vertical polarity (30MHz – 1GHz), GFSK Modulation**



**ACCURATE TECHNOLOGY CO., LTD.**

F1,Bldg,A,Changyuan New Material Port Keyuan Rd,  
 Science & Industry Park,Nanshan Shenzhen,P.R.China

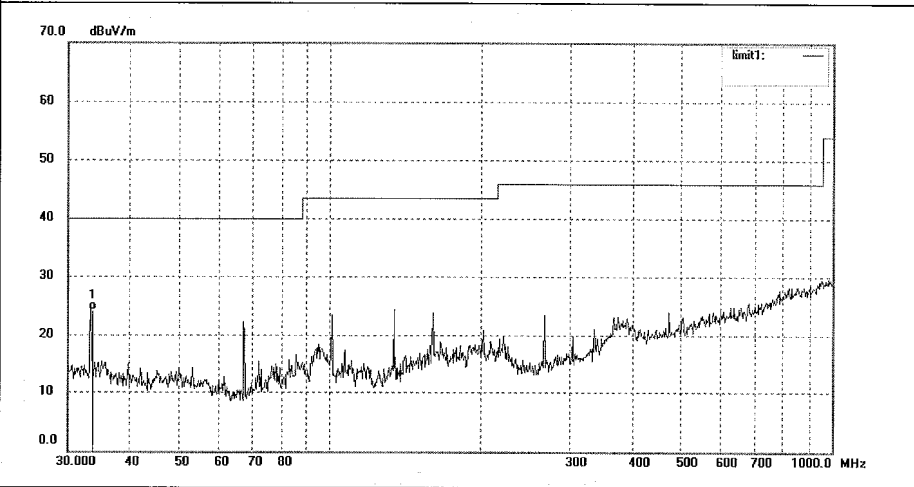
Site: 2# Chamber

Tel:+86-0755-26503290

Fax:+86-0755-26503396

Job No.: PYH #699	Polarization: Vertical
Standard: FCC Class B 3M Radiated	Power Source: AC 120V/60Hz
Test item: Radiation Test	Date: 13/01/31/
Temp.( C)/Hum.(%) 26 C / 55 %	Time: 21/47/11
EUT: Bluetooth CD Boombox	Engineer Signature: PEI
Mode: TX 2402MHz	Distance: 3m
Model: NS-BBTCD01	
Manufacturer: Musical	

Note: BDR



No.	Freq. (MHz)	Reading (dBuV/m)	Factor (dB)	Result (dBuV/m)	Limit (dBuV/m)	Margin (dB)	Detector	Height (cm)	Degree (deg.)	Remark
1	33.8630	8.42	15.80	24.22	40.00	-15.78	QP			

**Figure 5: Test figure of spurious emissions, mode A.1, Horizontal polarity (1GHz –18GHz), GFSK Modulation**



**ACCURATE TECHNOLOGY CO., LTD.**

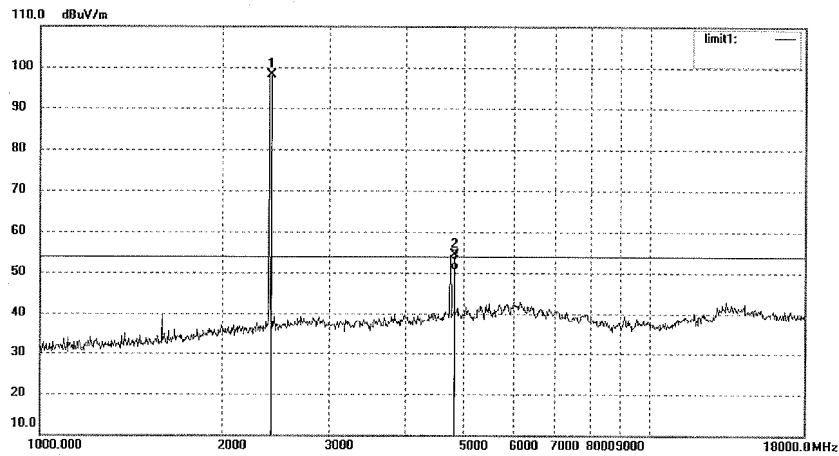
F1,Bldg,A,Changyuan New Material Port Keyuan Rd,  
 Science & Industry Park,Nanshan Shenzhen,P.R.China

Site: 2# Chamber

Tel:+86-0755-26503290  
 Fax:+86-0755-26503396

Job No.: PYH #715	Polarization: Horizontal
Standard: FCC Class B 3M Radiated	Power Source: AC 120V/60Hz
Test item: Radiation Test	Date: 13/02/01/
Temp.( C)/Hum.(%) 26 C / 55 %	Time: 0/07/53
EUT: Bluetooth CD Boombox	Engineer Signature: PEI
Mode: TX 2402MHz	Distance: 3m
Model: NS-BBTCD01	
Manufacturer: Musical	

Note: BDR



No.	Freq. (MHz)	Reading (dBuV/m)	Factor (dB)	Result (dBuV/m)	Limit (dBuV/m)	Margin (dB)	Detector	Height (cm)	Degree (deg.)	Remark
1	2402.007	105.69	-7.45	98.24	/	/	peak			
2	4803.987	54.73	-0.30	54.43	74.00	-19.57	peak			
3	4803.987	50.88	-0.30	50.58	54.00	-3.42	AVG			



**Figure 6: Test figure of spurious emissions, mode A.1, Vertical polarity (1GHz – 18GHz), GFSK Modulation**



**ACCURATE TECHNOLOGY CO., LTD.**

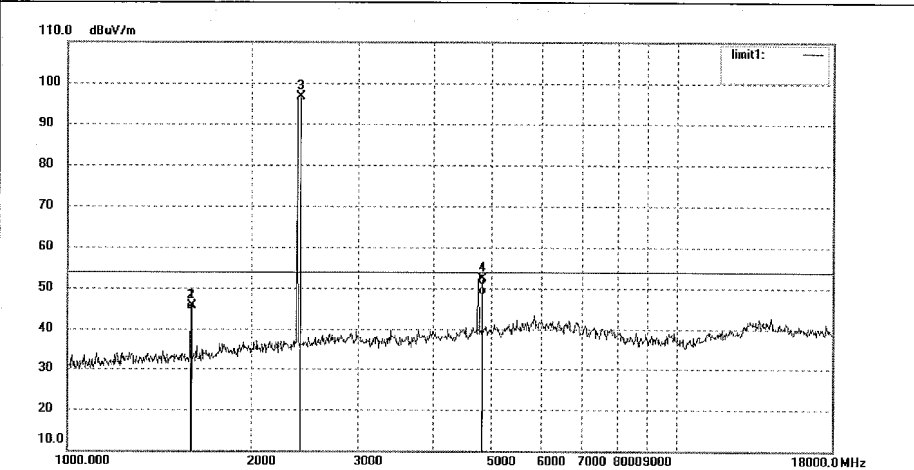
F1,Bldg,A,Changyuan New Material Port Keyuan Rd,  
 Science & Industry Park,Nanshan Shenzhen,P.R.China

Site: 2# Chamber

Tel:+86-0755-26503290  
 Fax:+86-0755-26503396

Job No.: PYH #714	Polarization: Vertical
Standard: FCC Class B 3M Radiated	Power Source: AC 120V/60Hz
Test item: Radiation Test	Date: 13/01/31/
Temp.( C)/Hum.(%) 26 C / 55 %	Time: 23/58/31
EUT: Bluetooth CD Boombox	Engineer Signature: PEI
Mode: TX 2402MHz	Distance: 3m
Model: NS-BBTCD01	
Manufacturer: Musical	

Note: BDR



No.	Freq. (MHz)	Reading (dBuV/m)	Factor (dB)	Result (dBuV/m)	Limit (dBuV/m)	Margin (dB)	Detector	Height (cm)	Degree (deg.)	Remark
1	1602.058	56.71	-11.07	45.64	74.00	-28.36	peak			
2	1602.058	55.58	-11.07	44.51	54.00	-9.49	AVG			
3	2402.002	104.17	-7.45	96.72	/	/	peak			
4	4804.021	52.62	-0.30	52.32	74.00	-21.68	peak			
5	4804.021	48.79	-0.30	48.49	54.00	-5.51	AVG			

**Figure 7: Test figure of spurious emissions, mode A.1, Horizontal polarity (18GHz –25GHz), GFSK Modulation**



**ACCURATE TECHNOLOGY CO., LTD.**

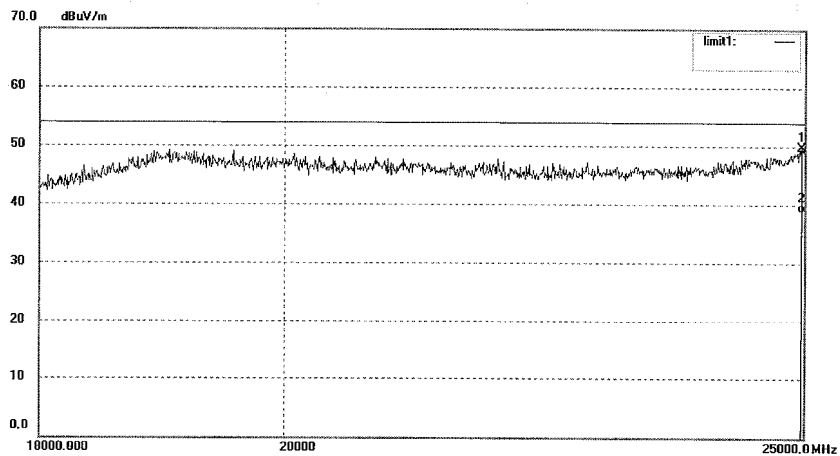
F1,Bldg,A,Changyuan New Material Port Keyuan Rd,  
 Science & Industry Park,Nanshan Shenzhen,P.R.China

Site: 2# Chamber

Tel:+86-0755-26503290  
 Fax:+86-0755-26503396

Job No.: PYH #738	Polarization: Horizontal
Standard: FCC Class B 3M Radiated	Power Source: AC 120V/60Hz
Test item: Radiation Test	Date: 13/02/01/
Temp.( C)/Hum.(%) 25 C / 50 %	Time: 10/10/57
EUT: Bluetooth CD Boombox	Engineer Signature: PEI
Mode: TX 2402MHz	Distance: 3m
Model: NS-BBTCD01	
Manufacturer: Musical	

Note: BDR



No.	Freq. (MHz)	Reading (dBuV/m)	Factor (dB)	Result (dBuV/m)	Limit (dBuV/m)	Margin (dB)	Detector	Height (cm)	Degree (deg.)	Remark
1	24975.325	30.94	18.86	49.80	74.00	-24.20	peak			
2	24975.325	19.97	18.86	38.83	54.00	-15.17	AVG			

**Figure 8: Test figure of spurious emissions, mode A.1, Vertical polarity (18GHz – 25GHz), GFSK Modulation**



**ACCURATE TECHNOLOGY CO., LTD.**

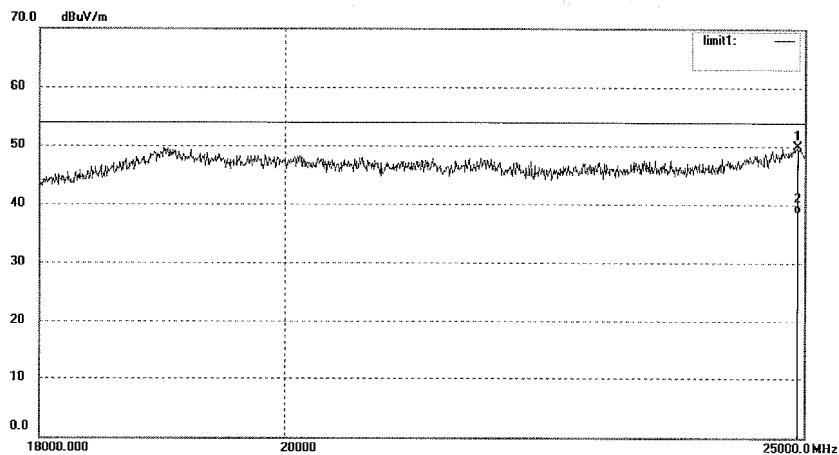
F1,Bldg,A,Changyuan New Material Port Keyuan Rd,  
 Science & Industry Park,Nanshan Shenzhen,P.R.China

Site: 2# Chamber

Tel:+86-0755-26503290  
 Fax:+86-0755-26503396

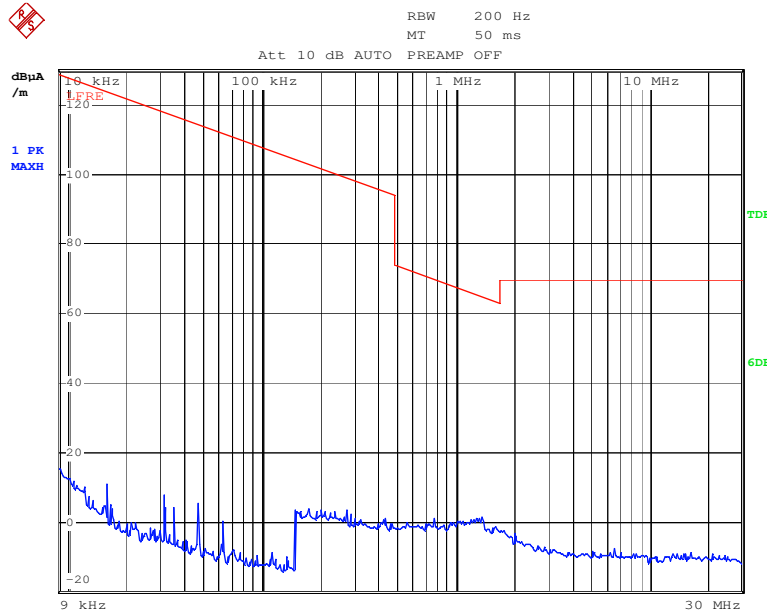
Job No.: PYH #739	Polarization: Vertical
Standard: FCC Class B 3M Radiated	Power Source: AC 120V/60Hz
Test item: Radiation Test	Date: 13/02/01/
Temp.( C)/Hum.(%) 25 C / 50 %	Time: 10/17/30
EUT: Bluetooth CD Boombox	Engineer Signature: PEI
Mode: TX 2402MHz	Distance: 3m
Model: NS-BBTCD01	
Manufacturer: Musical	

Note: BDR



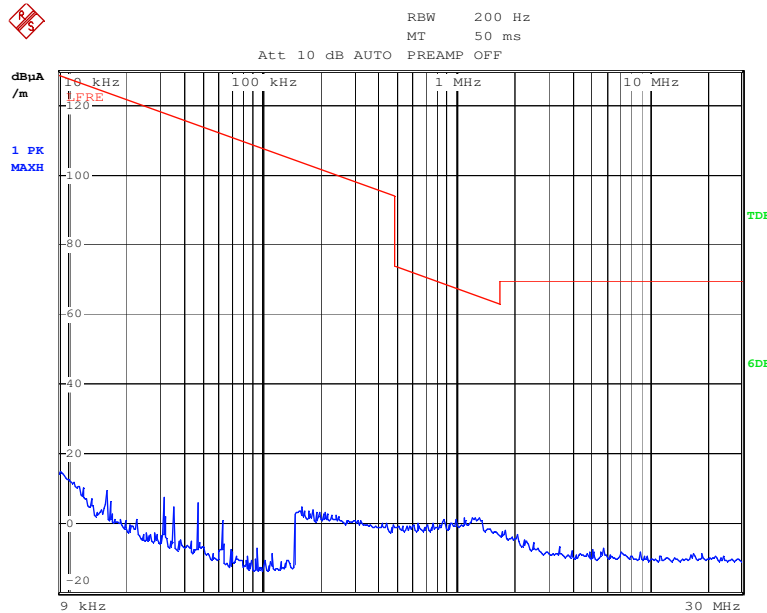
No.	Freq. (MHz)	Reading (dBuV/m)	Factor (dB)	Result (dBuV/m)	Limit (dBuV/m)	Margin (dB)	Detector	Height (cm)	Degree (deg.)	Remark
1	24934.254	31.14	18.81	49.95	74.00	-24.05	peak			
2	24934.254	19.85	18.81	38.66	54.00	-15.34	AVG			

**Figure 9: Test figure of spurious emissions, mode A.2, Horizontal polarity (9kHz – 30MHz), GFSK Modulation**



Date: 1.FEB.2013 09:48:50

**Figure 10: Test figure of spurious emissions, mode A.2, Vertical polarity (9kHz – 30MHz), GFSK Modulation**



Date: 1.FEB.2013 09:50:40

**Figure 11: Test figure of spurious emissions, mode A.2, Horizontal polarity (30MHz – 1GHz), GFSK Modulation**



**ACCURATE TECHNOLOGY CO., LTD.**

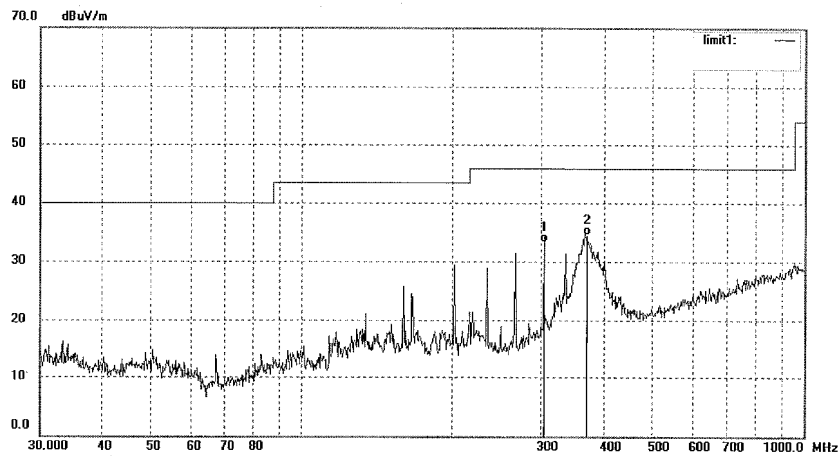
F1,Bldg,A,Changyuan New Material Port Keyuan Rd,  
 Science & Industry Park,Nanshan Shenzhen,P.R.China

Site: 2# Chamber

Tel:+86-0755-26503290  
 Fax:+86-0755-26503396

Job No.: PYH #701	Polarization: Horizontal
Standard: FCC Class B 3M Radiated	Power Source: AC 120V/60Hz
Test item: Radiation Test	Date: 13/01/31/
Temp.( C)/Hum.(%) 26 C / 55 %	Time: 22/04/02
EUT: Bluetooth CD Boombox	Engineer Signature: PEI
Mode: TX 2441MHz	Distance: 3m
Model: NS-BBTCD01	
Manufacturer: Musical	

Note: BDR



No.	Freq. (MHz)	Reading (dBuV/m)	Factor (dB)	Result (dBuV/m)	Limit (dBuV/m)	Margin (dB)	Detector	Height (cm)	Degree (deg.)	Remark
1	304.8560	16.56	16.85	33.41	46.00	-12.59	QP			
2	372.6089	15.79	18.70	34.49	46.00	-11.51	QP			

**Figure 12: Test figure of spurious emissions, mode A.2, Vertical polarity (30MHz – 1GHz), GFSK Modulation**

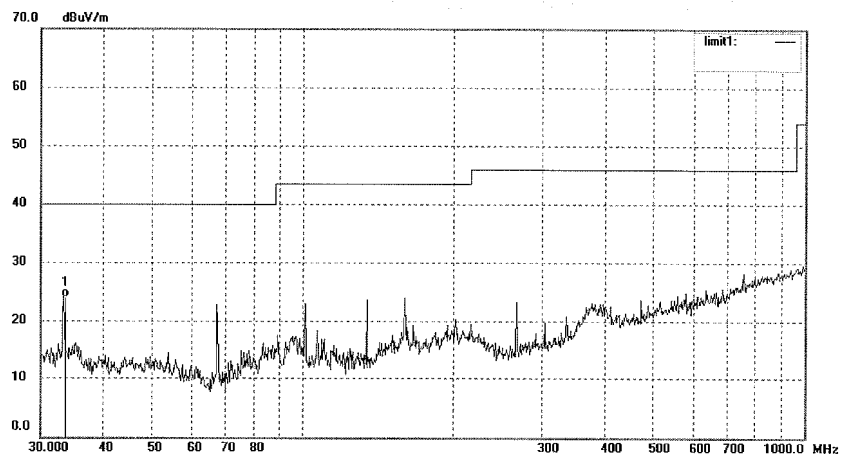


**ACCURATE TECHNOLOGY CO., LTD.**  
 F1,Bldg,A,Changyuan New Material Port Keyuan Rd,  
 Science & Industry Park,Nanshan Shenzhen,P.R.China

Site: 2# Chamber  
 Tel:+86-0755-26503290  
 Fax:+86-0755-26503396

Job No.: PYH #700	Polarization: Vertical
Standard: FCC Class B 3M Radiated	Power Source: AC 120V/60Hz
Test item: Radiation Test	Date: 13/01/31/
Temp.( C)/Hum.(%) 26 C / 55 %	Time: 21/54/17
EUT: Bluetooth CD Boombox	Engineer Signature: PEI
Mode: TX 2441MHz	Distance: 3m
Model: NS-BBTCD01	
Manufacturer: Musical	

Note: BDR



No.	Freq. (MHz)	Reading (dBuV/m)	Factor (dB)	Result (dBuV/m)	Limit (dBuV/m)	Margin (dB)	Detector	Height (cm)	Degree (deg.)	Remark
1	33.8802	8.33	15.80	24.13	40.00	-15.87	QP			

**Figure 13: Test figure of spurious emissions, mode A.2, Horizontal polarity (1GHz – 18GHz), GFSK Modulation**



**ACCURATE TECHNOLOGY CO., LTD.**

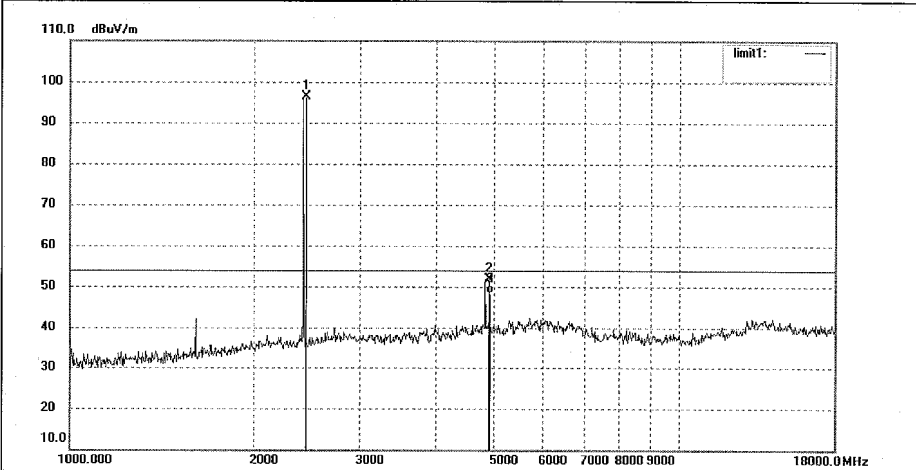
F1,Bldg,A,Changyuan New Material Port Keyuan Rd,  
 Science & Industry Park,Nanshan Shenzhen,P.R.China

Site: 2# Chamber

Tel:+86-0755-26503290  
 Fax:+86-0755-26503396

Job No.: PYH #719	Polarization: Horizontal
Standard: FCC Class B 3M Radiated	Power Source: AC 120V/60Hz
Test item: Radiation Test	Date: 13/02/01/
Temp.( C)/Hum.(%) 26 C / 55 %	Time: 0/52/37
EUT: Bluetooth CD Boombox	Engineer Signature: PEI
Mode: TX 2441MHz	Distance: 3m
Model: NS-BBTCD01	
Manufacturer: Musical	

Note: BDR



No.	Freq. (MHz)	Reading (dBuV/m)	Factor (dB)	Result (dBuV/m)	Limit (dBuV/m)	Margin (dB)	Detector	Height (cm)	Degree (deg.)	Remark
1	2440.989	103.75	-7.35	96.40	/	/	peak			
2	4881.970	51.75	0.14	51.89	74.00	-22.11	peak			
3	4881.970	48.15	0.14	48.29	54.00	-5.71	AVG			

**Figure 14: Test figure of spurious emissions, mode A.2, Vertical polarity (1GHz – 18GHz), GFSK Modulation**



**ACCURATE TECHNOLOGY CO., LTD.**

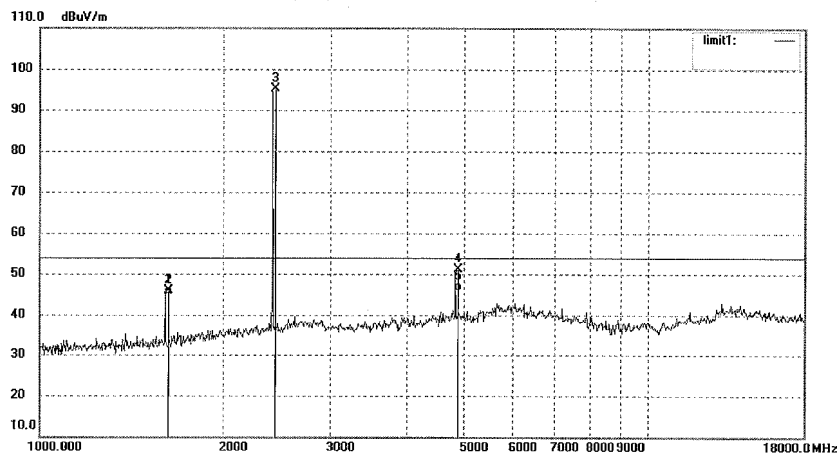
F1,Bldg,A,Changyuan New Material Port Keyuan Rd,  
 Science & Industry Park,Nanshan Shenzhen,P.R.China

Site: 2# Chamber

Tel:+86-0755-26503290  
 Fax:+86-0755-26503396

Job No.: PYH #718	Polarization: Vertical
Standard: FCC Class B 3M Radiated	Power Source: AC 120V/60Hz
Test item: Radiation Test	Date: 13/02/01/
Temp.( C)/Hum.(%) 26 C / 55 %	Time: 0/40/34
EUT: Bluetooth CD Boombox	Engineer Signature: PEI
Mode: TX 2441MHz	Distance: 3m
Model: NS-BBTCD01	
Manufacturer: Musical	

Note: BDR



No.	Freq. (MHz)	Reading (dBuV/m)	Factor (dB)	Result (dBuV/m)	Limit (dBuV/m)	Margin (dB)	Detector	Height (cm)	Degree (deg.)	Remark
1	1626.705	56.83	-10.92	45.91	74.00	-28.09	peak			
2	1626.705	55.71	-10.92	44.79	54.00	-9.21	AVG			
3	2441.010	102.49	-7.35	95.14	/	/	peak			
4	4882.020	51.04	0.14	51.18	74.00	-22.82	peak			
5	4882.020	45.76	0.14	45.90	54.00	-8.10	AVG			



**Figure 15: Test figure of spurious emissions, mode A.2, Horizontal polarity (18GHz – 25GHz), GFSK Modulation**



**ACCURATE TECHNOLOGY CO., LTD.**

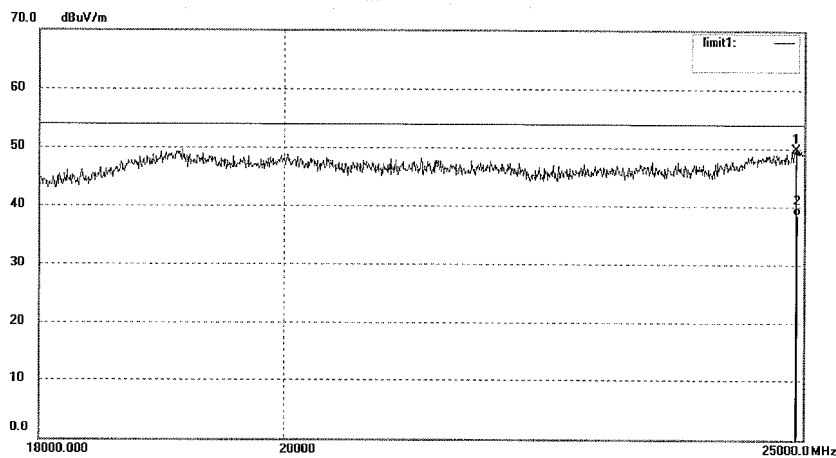
F1,Bldg,A,Changyuan New Material Port Keyuan Rd,  
 Science & Industry Park,Nanshan Shenzhen,P.R.China

Site: 2# Chamber

Tel:+86-0755-26503290  
 Fax:+86-0755-26503396

Job No.: PYH #741	Polarization: Horizontal
Standard: FCC Class B 3M Radiated	Power Source: AC 120V/60Hz
Test item: Radiation Test	Date: 13/02/01/
Temp.( C)/Hum.(%) 25 C / 50 %	Time: 10/33/43
EUT: Bluetooth CD Boombox	Engineer Signature: PEI
Mode: TX 2441MHz	Distance: 3m
Model: NS-BBTCD01	
Manufacturer: Musical	

Note: BDR



No.	Freq. (MHz)	Reading (dBuV/m)	Factor (dB)	Result (dBuV/m)	Limit (dBuV/m)	Margin (dB)	Detector	Height (cm)	Degree (deg.)	Remark
1	24917.845	31.01	18.78	49.79	74.00	-24.21	peak			
2	24917.845	19.86	18.78	38.64	54.00	-15.36	AVG			

**Figure 16: Test figure of spurious emissions, mode A.2, Vertical polarity (18GHz – 25GHz), GFSK Modulation**



**ACCURATE TECHNOLOGY CO., LTD.**

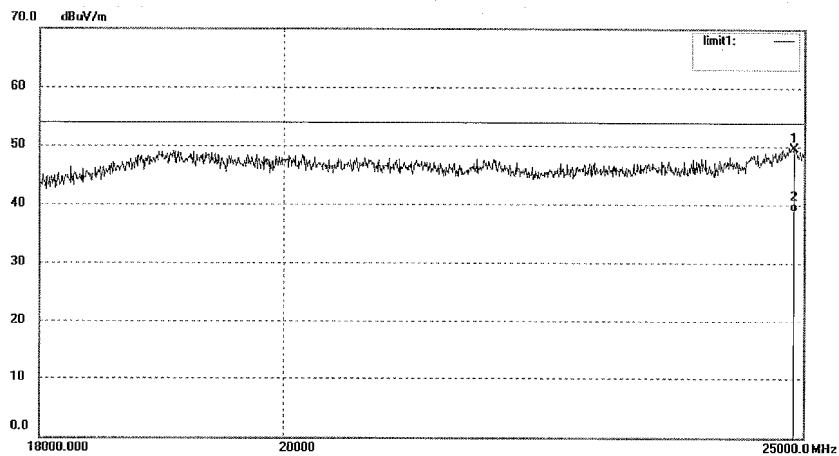
F1,Bldg,A,Changyuan New Material Port Keyuan Rd,  
 Science & Industry Park,Nanshan Shenzhen,P.R.China

Site: 2# Chamber

Tel:+86-0755-26503290  
 Fax:+86-0755-26503396

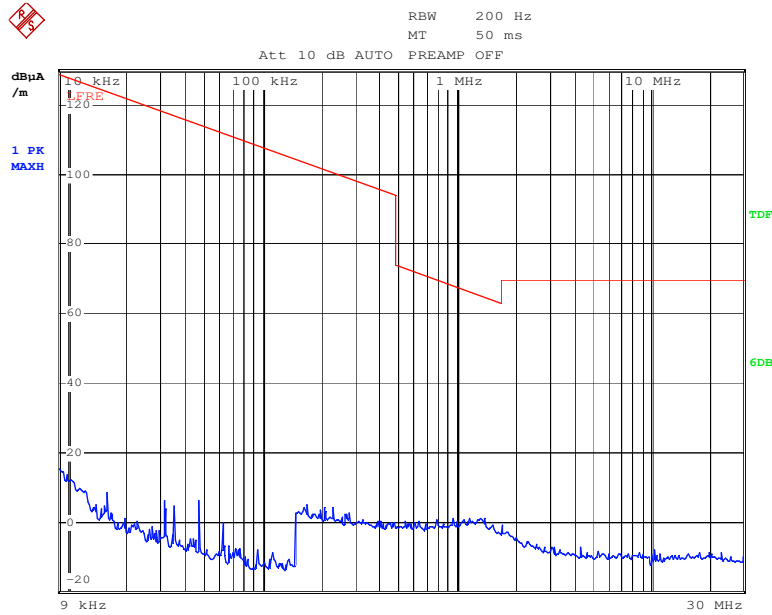
Job No.: PYH #740	Polarization: Vertical
Standard: FCC Class B 3M Radiated	Power Source: AC 120V/60Hz
Test item: Radiation Test	Date: 13/02/01/
Temp.( C)/Hum.(%) 25 C / 50 %	Time: 10/25/06
EUT: Bluetooth CD Boombox	Engineer Signature: PEI
Mode: TX 2441MHz	Distance: 3m
Model: NS-BBTCD01	
Manufacturer: Musical	

Note: BDR



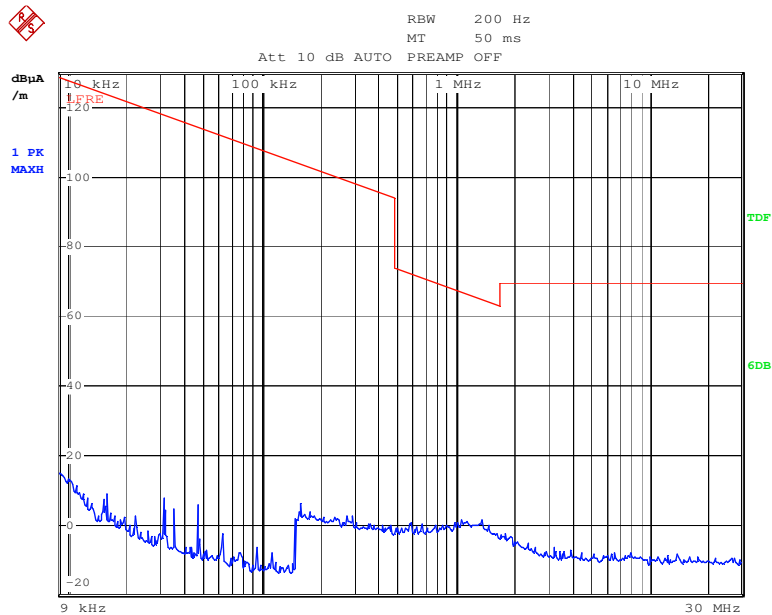
No.	Freq. (MHz)	Reading (dBuV/m)	Factor (dB)	Result (dBuV/m)	Limit (dBuV/m)	Margin (dB)	Detector	Height (cm)	Degree (deg.)	Remark
1	24901.446	30.80	18.76	49.56	74.00	-24.44	peak			
2	24901.446	20.25	18.76	39.01	54.00	-14.99	QP			

**Figure 17: Test figure of spurious emissions, mode A.3, Horizontal polarity (9kHz – 30MHz), GFSK Modulation**



Date: 1.FEB.2013 09:37:59

**Figure 18: Test figure of spurious emissions, mode A.3, Vertical polarity (9kHz – 30MHz), GFSK Modulation**



Date: 1.FEB.2013 09:39:46

**Figure 19: Test figure of spurious emissions, mode A.3, Horizontal polarity (30MHz – 1GHz), GFSK Modulation**



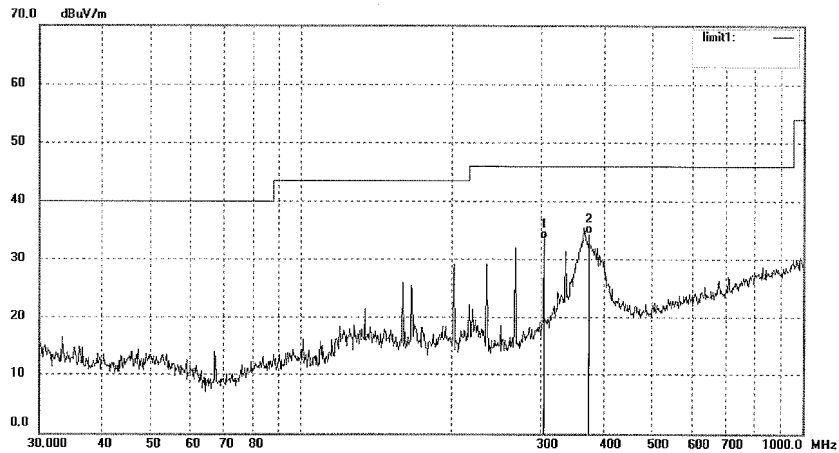
**ACCURATE TECHNOLOGY CO., LTD.**

F1,Bldg,A,Changyuan New Material Port Keyuan Rd,  
 Science & Industry Park,Nanshan Shenzhen,P.R.China

Site: 2# Chamber  
 Tel:+86-0755-26503290  
 Fax:+86-0755-26503396

Job No.: PYH #702	Polarization: Horizontal
Standard: FCC Class B 3M Radiated	Power Source: AC 120V/60Hz
Test item: Radiation Test	Date: 13/01/31/
Temp.( C)/Hum.(%) 26 C / 55 %	Time: 22/12/59
EUT: Bluetooth CD Boombox	Engineer Signature: PEI
Mode: TX 2480MHz	Distance: 3m
Model: NS-BBTCD01	
Manufacturer: Musical	

Note: BDR



No.	Freq. (MHz)	Reading (dBuV/m)	Factor (dB)	Result (dBuV/m)	Limit (dBuV/m)	Margin (dB)	Detector	Height (cm)	Degree (deg.)	Remark
1	304.8670	16.59	16.85	33.44	46.00	-12.56	QP			
2	372.6220	15.70	18.70	34.40	46.00	-11.60	QP			

**Figure 20: Test figure of spurious emissions, mode A.3, Vertical polarity (30MHz – 1GHz), GFSK Modulation**

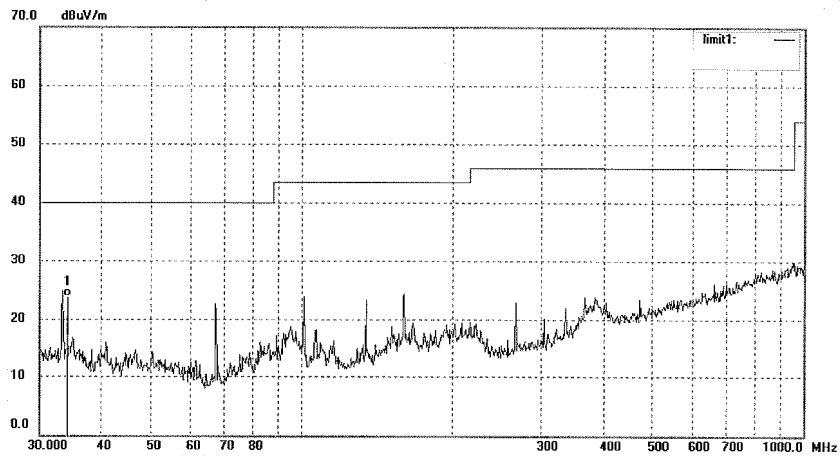


**ACCURATE TECHNOLOGY CO., LTD.**  
 F1,Bldg,A,Changyuan New Material Port Keyuan Rd,  
 Science & Industry Park,Nanshan Shenzhen,P.R.China

Site: 2# Chamber  
 Tel:+86-0755-26503290  
 Fax:+86-0755-26503396

Job No.: PYH #703	Polarization: Vertical
Standard: FCC Class B 3M Radiated	Power Source: AC 120V/60Hz
Test item: Radiation Test	Date: 13/01/31/
Temp.( C)/Hum.(%) 26 C / 55 %	Time: 22/20/19
EUT: Bluetooth CD Boombox	Engineer Signature: PEI
Mode: TX 2480MHz	Distance: 3m
Model: NS-BBTCD01	
Manufacturer: Musical	

Note: BDR



No.	Freq. (MHz)	Reading (dBuV/m)	Factor (dB)	Result (dBuV/m)	Limit (dBuV/m)	Margin (dB)	Detector	Height (cm)	Degree (deg.)	Remark
1	33.8769	8.07	15.80	23.87	40.00	-16.13	QP			

**Figure 21: Test figure of spurious emissions, mode A.3, Horizontal polarity (1GHz –18GHz), GFSK Modulation**



**ACCURATE TECHNOLOGY CO., LTD.**

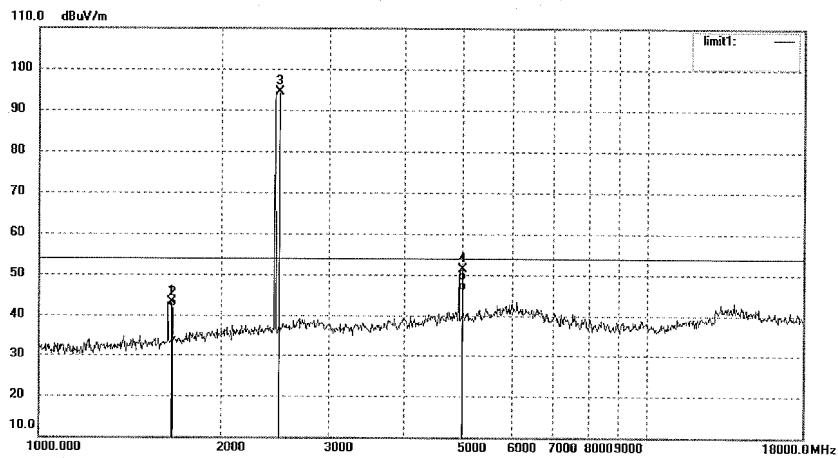
F1,Bldg,A,Changyuan New Material Port Keyuan Rd,  
 Science & Industry Park,Nanshan Shenzhen,P.R.China

Site: 2# Chamber

Tel:+86-0755-26503290  
 Fax:+86-0755-26503396

Job No.: PYH #720	Polarization: Horizontal
Standard: FCC Class B 3M Radiated	Power Source: AC 120V/60Hz
Test item: Radiation Test	Date: 13/02/01/
Temp.( C)/Hum.(%) 26 C / 55 %	Time: 1/05/40
EUT: Bluetooth CD Boombox	Engineer Signature: PEI
Mode: TX 2480MHz	Distance: 3m
Model: NS-BBTC01	
Manufacturer: Musical	

Note: BDR



No.	Freq. (MHz)	Reading (dBuV/m)	Factor (dB)	Result (dBuV/m)	Limit (dBuV/m)	Margin (dB)	Detector	Height (cm)	Degree (deg.)	Remark
1	1652.735	53.79	-10.74	43.05	74.00	-30.95	peak			
2	1652.735	52.58	-10.74	41.84	54.00	-12.16	AVG			
3	2480.034	101.77	-7.37	94.40	/	/	peak			
4	4960.054	50.88	0.52	51.40	74.00	-22.60	peak			
5	4960.054	45.62	0.52	46.14	54.00	-7.86	AVG			

**Figure 22: Test figure of spurious emissions, mode A.3, Vertical polarity (1GHz – 18GHz), GFSK Modulation**



**ACCURATE TECHNOLOGY CO., LTD.**

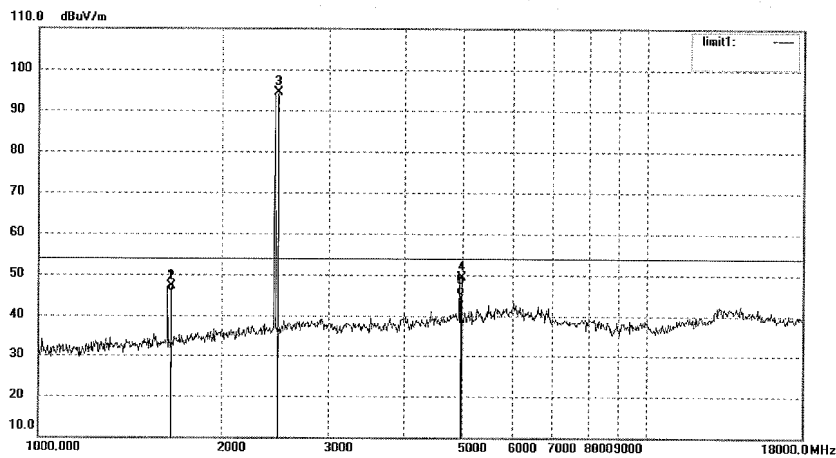
F1,Bldg,A,Changyuan New Material Port Keyuan Rd,  
 Science & Industry Park,Nanshan Shenzhen,P.R.China

Site: 2# Chamber

Tel:+86-0755-26503290  
 Fax:+86-0755-26503396

Job No.: PYH #721	Polarization: Vertical
Standard: FCC Class B 3M Radiated	Power Source: AC 120V/60Hz
Test item: Radiation Test	Date: 13/02/01/
Temp.( C)/Hum.(%) 26 C / 55 %	Time: 1/19/27
EUT: Bluetooth CD Boombox	Engineer Signature: PEI
Mode: TX 2480MHz	Distance: 3m
Model: NS-BBTCD01	
Manufacturer: Musical	

Note: BDR



No.	Freq. (MHz)	Reading (dBuV/m)	Factor (dB)	Result (dBuV/m)	Limit (dBuV/m)	Margin (dB)	Detector	Height (cm)	Degree (deg.)	Remark
1	1652.751	57.76	-10.74	47.02	74.00	-26.98	peak			
2	1652.751	56.70	-10.74	45.96	54.00	-8.04	AVG			
3	2480.030	101.82	-7.37	94.45	/	/	peak			
4	4960.054	48.93	0.52	49.45	74.00	-24.55	peak			
5	4960.054	44.53	0.52	45.05	54.00	-8.95	AVG			

**Figure 23: Test figure of spurious emissions, mode A.3, Horizontal polarity (18GHz –25GHz), GFSK Modulation**



**ACCURATE TECHNOLOGY CO., LTD.**

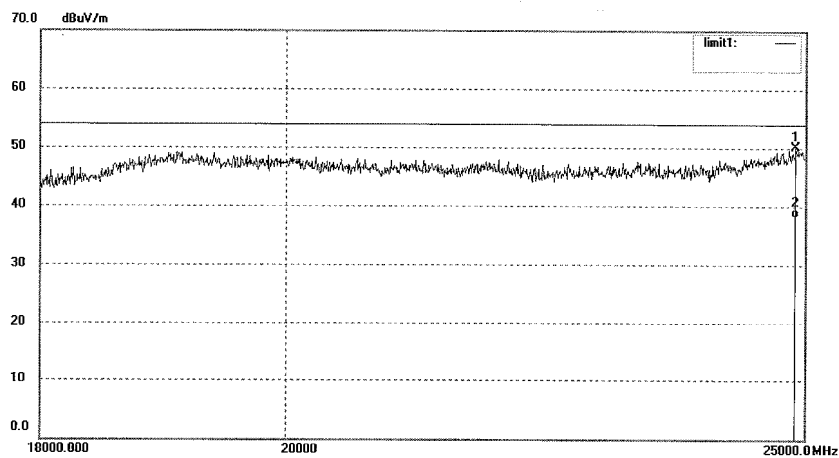
F1,Bldg,A,Changyuan New Material Port Keyuan Rd,  
 Science & Industry Park,Nanshan Shenzhen,P.R.China

Site: 2# Chamber

Tel:+86-0755-26503290  
 Fax:+86-0755-26503396

Job No.: PYH #742	Polarization: Horizontal
Standard: FCC Class B 3M Radiated	Power Source: AC 120V/60Hz
Test item: Radiation Test	Date: 13/02/01/
Temp.( C)/Hum.(%) 25 C / 50 %	Time: 10/41/50
EUT: Bluetooth CD Boombox	Engineer Signature: PEI
Mode: TX 2480MHz	Distance: 3m
Model: NS-BBTCD01	
Manufacturer: Musical	

Note: BDR



No.	Freq. (MHz)	Reading (dBuV/m)	Factor (dB)	Result (dBuV/m)	Limit (dBuV/m)	Margin (dB)	Detector	Height (cm)	Degree (deg.)	Remark
1	24901.446	31.41	18.76	50.17	74.00	-23.83	peak			
2	24901.446	19.54	18.76	38.30	54.00	-15.70	AVG			



**Figure 24: Test figure of spurious emissions, mode A.3, Vertical polarity (18GHz – 25GHz), GFSK Modulation**



**ACCURATE TECHNOLOGY CO., LTD.**

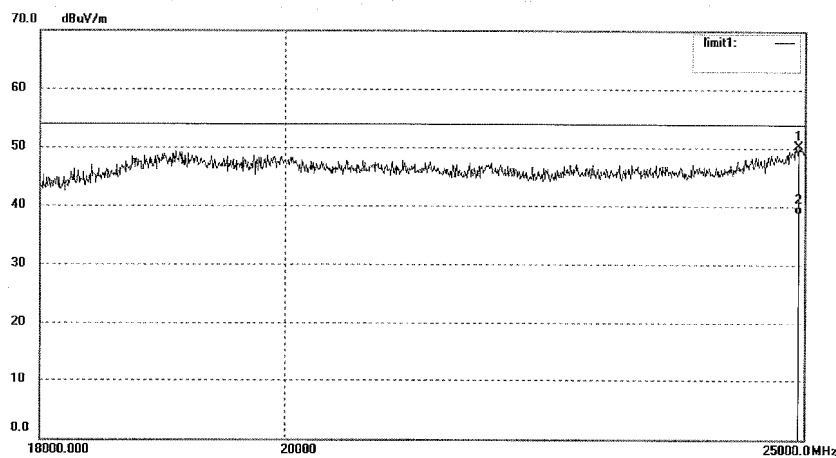
F1,Bldg,A,Changyuan New Material Port Keyuan Rd,  
 Science & Industry Park,Nanshan Shenzhen,P.R.China

Site: 2# Chamber

Tel:+86-0755-26503290  
 Fax:+86-0755-26503396

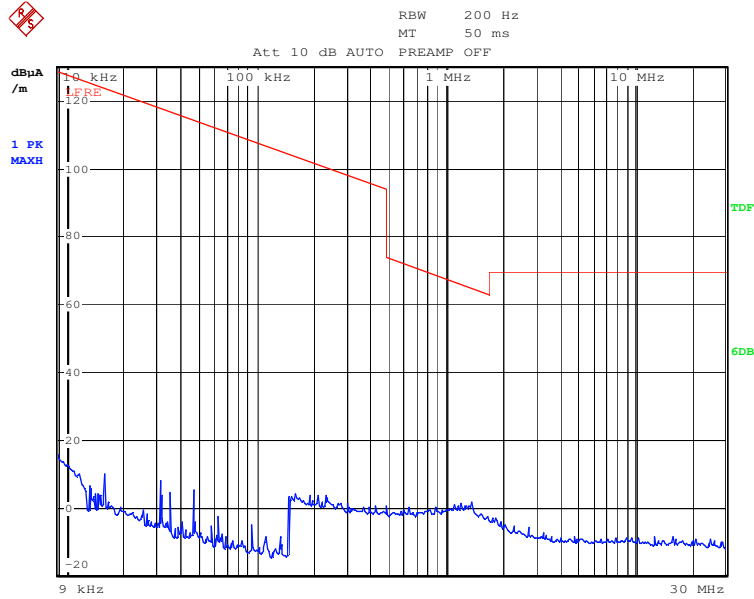
Job No.: PYH #743	Polarization: Vertical
Standard: FCC Class B 3M Radiated	Power Source: AC 120V/60Hz
Test item: Radiation Test	Date: 13/02/01/
Temp.( C)/Hum.(%) 25 C / 50 %	Time: 10/49/28
EUT: Bluetooth CD Boombox	Engineer Signature: PEI
Mode: TX 2480MHz	Distance: 3m
Model: NS-BBTCD01	
Manufacturer: Musical	

Note: BDR



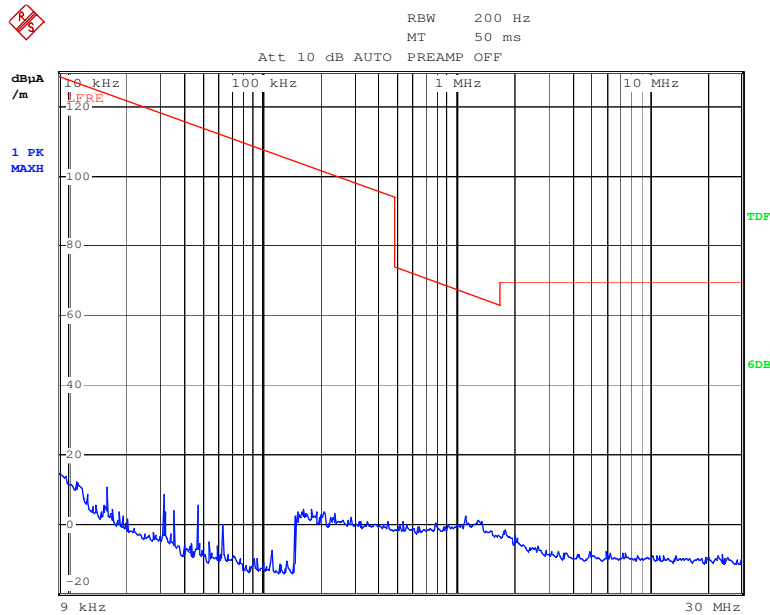
No.	Freq. (MHz)	Reading (dBuV/m)	Factor (dB)	Result (dBuV/m)	Limit (dBuV/m)	Margin (dB)	Detector	Height (cm)	Degree (deg.)	Remark
1	24942.463	31.53	18.82	50.35	74.00	-23.65	peak			
2	24942.463	19.86	18.82	38.68	54.00	-15.32	AVG			

**Figure 25: Test figure of spurious emissions, mode A.1, Horizontal polarity (9kHz – 30MHz), 8DPSK Modulation**



Date: 1.FEB.2013 09:54:14

**Figure 26: Test figure of spurious emissions, mode A.1, Vertical polarity (9kHz – 30MHz), 8DPSK Modulation**



Date: 1.FEB.2013 09:56:03

**Figure 27: Test figure of spurious emissions, mode A.1, Horizontal polarity (30MHz – 1GHz), 8DPSK Modulation**



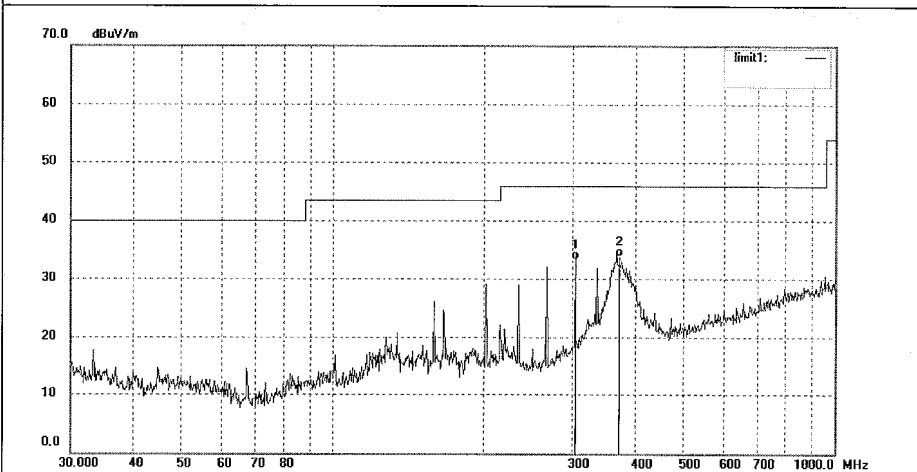
**ACCURATE TECHNOLOGY CO., LTD.**

F1,Bldg,A,Changyuan New Material Port Keyuan Rd,  
 Science & Industry Park,Nanshan Shenzhen,P.R.China

Site: 2# Chamber  
 Tel:+86-0755-26503290  
 Fax:+86-0755-26503396

Job No.: PYH #709	Polarization: Horizontal
Standard: FCC Class B 3M Radiated	Power Source: AC 120V/60Hz
Test item: Radiation Test	Date: 13/01/31/
Temp.( C)/Hum.(%) 26 C / 55 %	Time: 23/13/27
EUT: Bluetooth CD Boombox	Engineer Signature: PEI
Mode: TX 2402MHz	Distance: 3m
Model: NS-BBTC01	
Manufacturer: Musical	

Note: EDR



No.	Freq. (MHz)	Reading (dBuV/m)	Factor (dB)	Result (dBuV/m)	Limit (dBuV/m)	Margin (dB)	Detector	Height (cm)	Degree (deg.)	Remark
1	304.8599	16.52	16.85	33.37	46.00	-12.63	QP			
2	372.6114	15.19	18.70	33.89	46.00	-12.11	QP			

**Figure 28: Test figure of spurious emissions, mode A.1, Vertical polarity (30MHz – 1GHz), 8DPSK Modulation**



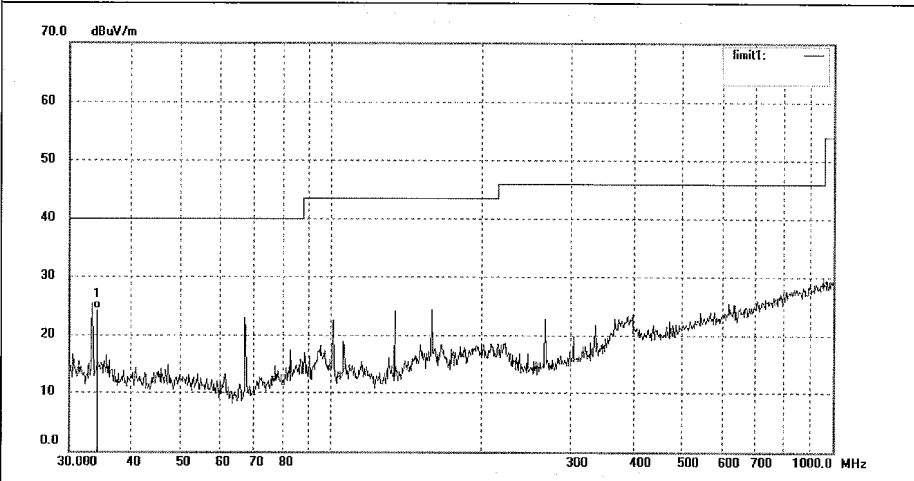
**ACCURATE TECHNOLOGY CO., LTD.**

F1,Bldg,A,Changyuan New Material Port Keyuan Rd,  
Science & Industry Park,Nanshan Shenzhen,P.R.China

Site: 2# Chamber

Tel:+86-0755-26503290  
Fax:+86-0755-26503396

Job No.: PYH #708	Polarization: Vertical
Standard: FCC Class B 3M Radiated	Power Source: AC 120V/60Hz
Test item: Radiation Test	Date: 13/01/31/
Temp.( C)/Hum.(%) 26 C / 55 %	Time: 23/04/07
EUT: Bluetooth CD Boombox	Engineer Signature: PEI
Mode: TX 2402MHz	Distance: 3m
Model: NS-BBTCD01	
Manufacturer: Musical	
Note: EDR	



No.	Freq. (MHz)	Reading (dBuV/m)	Factor (dB)	Result (dBuV/m)	Limit (dBuV/m)	Margin (dB)	Detector	Height (cm)	Degree (deg.)	Remark
1	33.8660	8.68	15.80	24.48	40.00	-15.52	QP			

**Figure 29: Test figure of spurious emissions, mode A.1, Horizontal polarity (1GHz –18GHz), 8DPSK Modulation**

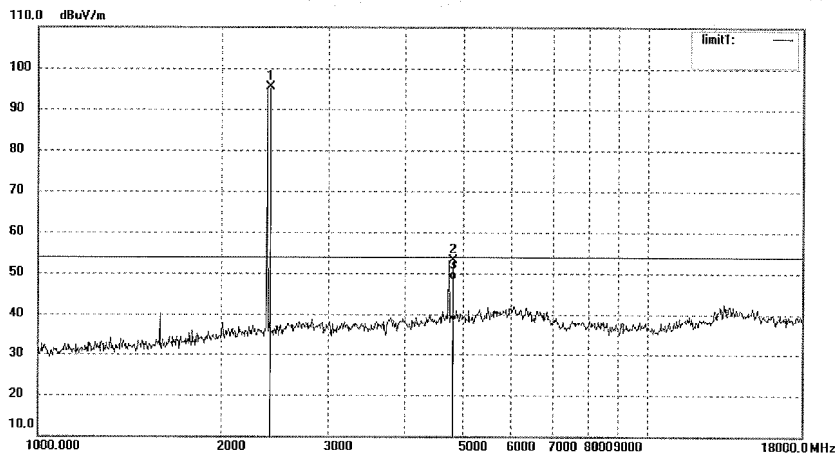


**ACCURATE TECHNOLOGY CO., LTD.**  
 F1,Bldg,A,Changyuan New Material Port Keyuan Rd,  
 Science & Industry Park,Nanshan Shenzhen,P.R.China

Site: 2# Chamber  
 Tel:+86-0755-26503290  
 Fax:+86-0755-26503396

Job No.: PYH #725	Polarization: Horizontal
Standard: FCC Class B 3M Radiated	Power Source: AC 120V/60Hz
Test item: Radiation Test	Date: 13/02/01/
Temp.( C)/Hum.(%) 26 C / 55 %	Time: 8/07/48
EUT: Bluetooth CD Boombox	Engineer Signature: PEI
Mode: TX 2402MHz	Distance: 3m
Model: NS-BBTCD01	
Manufacturer: Musical	

Note: EDR



No.	Freq. (MHz)	Reading (dBuV/m)	Factor (dB)	Result (dBuV/m)	Limit (dBuV/m)	Margin (dB)	Detector	Height (cm)	Degree (deg.)	Remark
1	2402.015	102.85	-7.45	95.40	/	/	peak			
2	4804.025	53.38	-0.30	53.08	74.00	-20.92	peak			
3	4804.025	48.68	-0.30	48.38	54.00	-5.62	AVG			

**Figure 30: Test figure of spurious emissions, mode A.1, Vertical polarity (1GHz – 18GHz), 8DPSK Modulation**

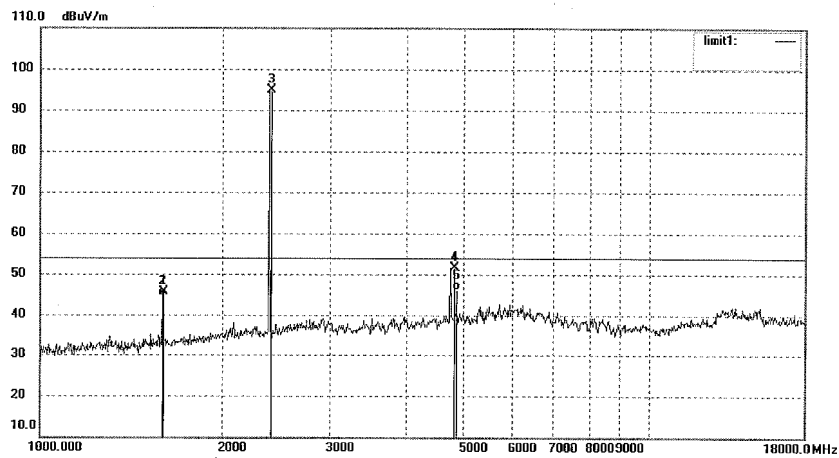


**ACCURATE TECHNOLOGY CO., LTD.**  
 F1,Bldg,A,Changyuan New Material Port Keyuan Rd,  
 Science & Industry Park,Nanshan Shenzhen,P.R.China

Site: 2# Chamber  
 Tel:+86-0755-26503290  
 Fax:+86-0755-26503396

Job No.: PYH #724	Polarization: Vertical
Standard: FCC Class B 3M Radiated	Power Source: AC 120V/60Hz
Test item: Radiation Test	Date: 13/02/01/
Temp.( C)/Hum.(%) 26 C / 55 %	Time: 7/55/43
EUT: Bluetooth CD Boombox	Engineer Signature: PEI
Mode: TX 2402MHz	Distance: 3m
Model: NS-BBTCD01	
Manufacturer: Musical	

Note: EDR



No.	Freq. (MHz)	Reading (dBuV/m)	Factor (dB)	Result (dBuV/m)	Limit (dBuV/m)	Margin (dB)	Detector	Height (cm)	Degree (deg.)	Remark
1	1602.043	56.79	-11.07	45.72	74.00	-28.28	peak			
2	1602.043	55.80	-11.07	44.73	54.00	-9.27	AVG			
3	2402.019	102.37	-7.45	94.92	/	/	peak			
4	4804.035	51.97	-0.30	51.67	74.00	-22.33	peak			
5	4804.035	46.45	-0.30	46.15	54.00	-7.85	AVG			

**Figure 31: Test figure of spurious emissions, mode A.1, Horizontal polarity (18GHz –25GHz), 8DPSK Modulation**



**ACCURATE TECHNOLOGY CO., LTD.**

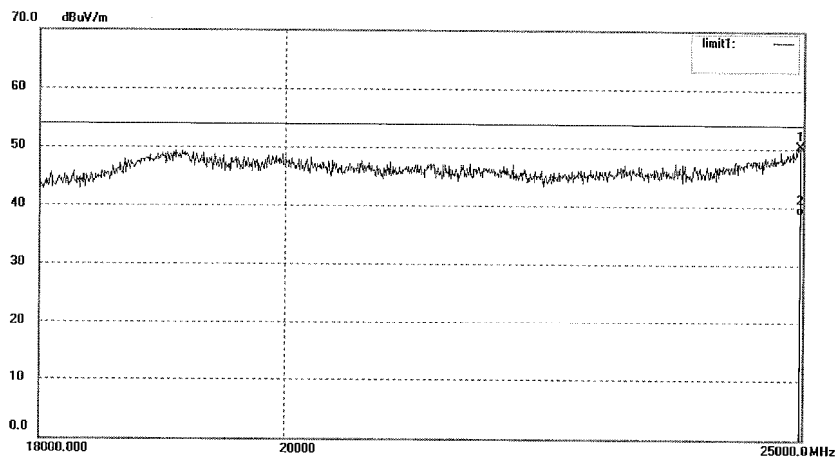
F1,Bldg,A,Changyuan New Material Port Keyuan Rd,  
 Science & Industry Park,Nanshan Shenzhen,P.R.China

Site: 2# Chamber

Tel:+86-0755-26503290  
 Fax:+86-0755-26503396

Job No.: PYH #744	Polarization: Horizontal
Standard: FCC Class B 3M Radiated	Power Source: AC 120V/60Hz
Test item: Radiation Test	Date: 13/02/01/
Temp.( C)/Hum.(%) 25 C / 50 %	Time: 10/56/50
EUT: Bluetooth CD Boombox	Engineer Signature: PEI
Mode: TX 2402MHz	Distance: 3m
Model: NS-BBTCD01	
Manufacturer: Musical	

Note: EDR



No.	Freq. (MHz)	Reading (dBuV/m)	Factor (dB)	Result (dBuV/m)	Limit (dBuV/m)	Margin (dB)	Detector	Height (cm)	Degree (deg.)	Remark
1	24975.325	31.41	18.86	50.27	74.00	-23.73	peak			
2	24975.325	19.86	18.86	38.72	54.00	-15.28	AVG			

**Figure 32: Test figure of spurious emissions, mode A.1, Vertical polarity (18GHz – 25GHz), 8DPSK Modulation**



**ACCURATE TECHNOLOGY CO., LTD.**

F1,Bldg,A,Changyuan New Material Port Keyuan Rd,  
 Science & Industry Park,Nanshan Shenzhen,P.R.China

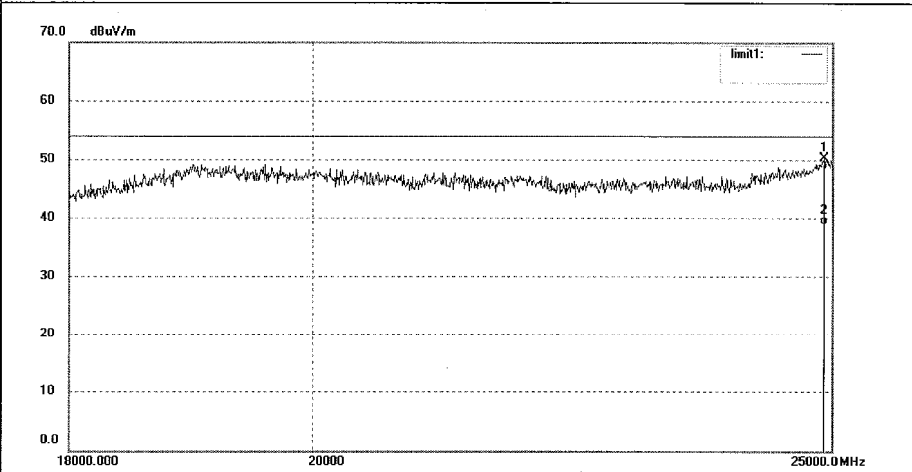
Site: 2# Chamber

Tel:+86-0755-26503290

Fax:+86-0755-26503396

Job No.: PYH #745	Polarization: Vertical
Standard: FCC Class B 3M Radiated	Power Source: AC 120V/60Hz
Test item: Radiation Test	Date: 13/02/01/
Temp.( C)/Hum.(%) 25 C / 50 %	Time: 11/05/26
EUT: Bluetooth CD Boombox	Engineer Signature: PEI
Mode: TX 2402MHz	Distance: 3m
Model: NS-BBTCD01	
Manufacturer: Musical	

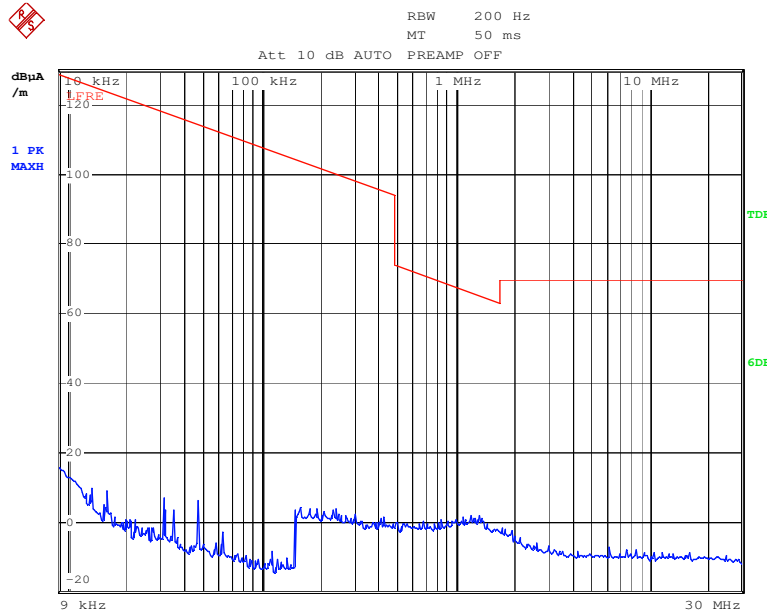
Note: EDR



No.	Freq. (MHz)	Reading (dBuV/m)	Factor (dB)	Result (dBuV/m)	Limit (dBuV/m)	Margin (dB)	Detector	Height (cm)	Degree (deg.)	Remark
1	24917.845	31.45	18.78	50.23	74.00	-23.77	peak			
2	24917.845	20.24	18.78	39.02	54.00	-14.98	AVG			

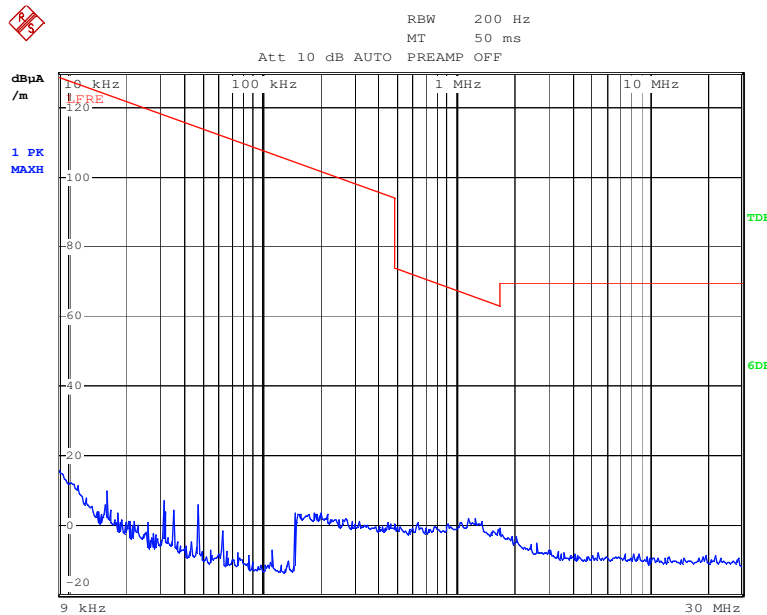


**Figure 33: Test figure of spurious emissions, mode A.2, Horizontal polarity (9kHz – 30MHz), 8DPSK Modulation**



Date: 1.FEB.2013 09:59:42

**Figure 34: Test figure of spurious emissions, mode A.2, Vertical polarity (9kHz – 30MHz), 8DPSK Modulation**



Date: 1.FEB.2013 10:01:31

**Figure 35: Test figure of spurious emissions, mode A.2, Horizontal polarity (30MHz – 1GHz), 8DPSK Modulation**



**ACCURATE TECHNOLOGY CO., LTD.**

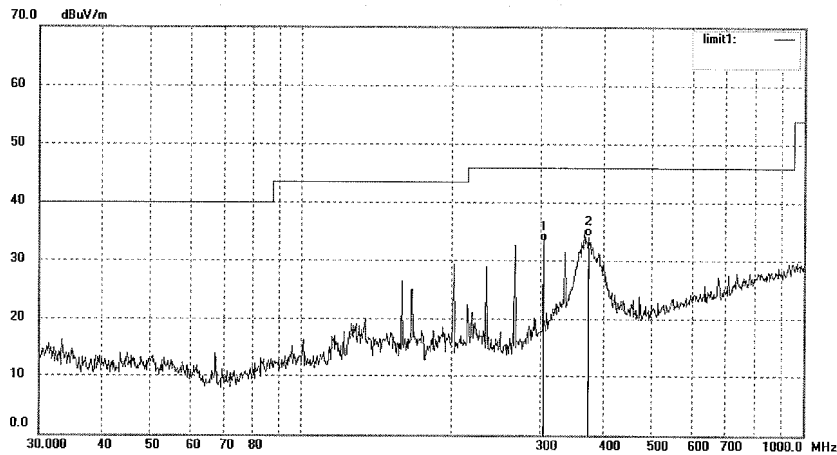
F1,Bldg,A,Changyuan New Material Port Keyuan Rd,  
Science & Industry Park,Nanshan Shenzhen,P.R.China

Site: 2# Chamber

Tel:+86-0755-26503290  
Fax:+86-0755-26503396

Job No.: PYH #710	Polarization: Horizontal
Standard: FCC Class B 3M Radiated	Power Source: AC 120V/60Hz
Test item: Radiation Test	Date: 13/01/31/
Temp.( C)/Hum.(%) 26 C / 55 %	Time: 23/20/33
EUT: Bluetooth CD Boombox	Engineer Signature: PEI
Mode: TX 2441MHz	Distance: 3m
Model: NS-BBTCD01	
Manufacturer: Musical	

Note: EDR



No.	Freq. (MHz)	Reading (dBuV/m)	Factor (dB)	Result (dBuV/m)	Limit (dBuV/m)	Margin (dB)	Detector	Height (cm)	Degree (deg.)	Remark
1	304.8700	16.49	16.85	33.34	46.00	-12.66	QP			
2	372.6000	15.57	18.70	34.27	46.00	-11.73	QP			

**Figure 36: Test figure of spurious emissions, mode A.2, Vertical polarity (30MHz – 1GMHz), 8DPSK Modulation**



**ACCURATE TECHNOLOGY CO., LTD.**

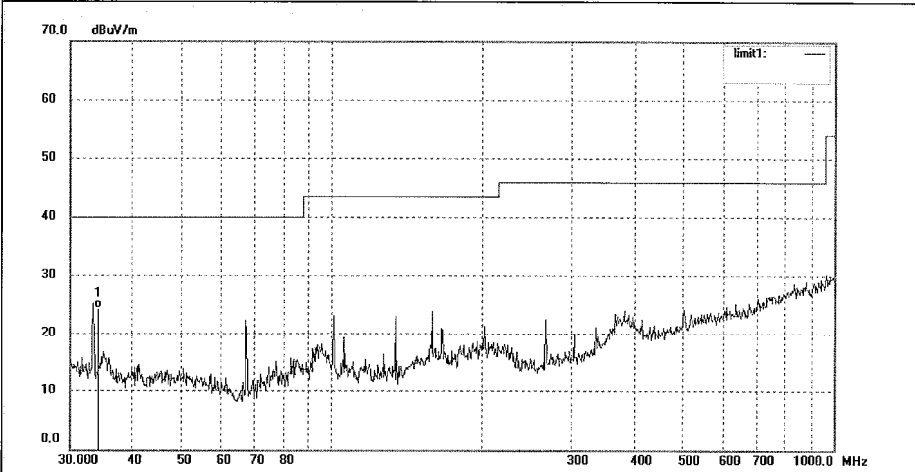
F1,Bldg,A,Changyuan New Material Port Keyuan Rd,  
 Science & Industry Park,Nanshan,Shenzhen,P.R.China

Site: 2# Chamber

Tel:+86-0755-26503290  
 Fax:+86-0755-26503396

Job No.: PYH #711	Polarization: Vertical
Standard: FCC Class B 3M Radiated	Power Source: AC 120V/60Hz
Test item: Radiation Test	Date: 13/01/31/
Temp.( C)/Hum.(%) 26 C / 55 %	Time: 23/28/40
EUT: Bluetooth CD Boombox	Engineer Signature: PEI
Mode: TX 2441MHz	Distance: 3m
Model: NS-BBTCD01	
Manufacturer: Musical	

Note: EDR



No.	Freq. (MHz)	Reading (dBuV/m)	Factor (dB)	Result (dBuV/m)	Limit (dBuV/m)	Margin (dB)	Detector	Height (cm)	Degree (deg.)	Remark
1	33.8830	8.53	15.80	24.33	40.00	-15.67	QP			

**Figure 37: Test figure of spurious emissions, mode A.2, Horizontal polarity (1GHz – 18GHz), 8DPSK Modulation**



**ACCURATE TECHNOLOGY CO., LTD.**

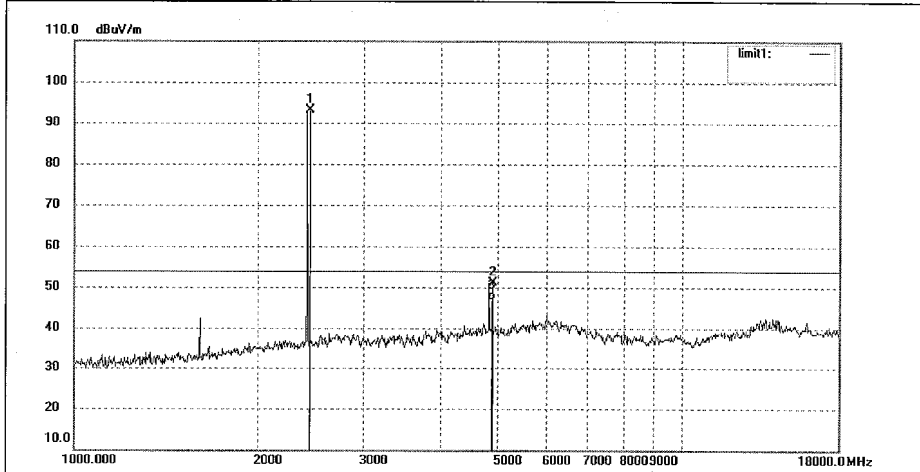
F1,Bldg,A,Changyuan New Material Port Keyuan Rd,  
 Science & Industry Park,Nanshan Shenzhen,P.R.China

Site: 2# Chamber

Tel:+86-0755-26503290  
 Fax:+86-0755-26503396

Job No.: PYH #729	Polarization: Horizontal
Standard: FCC Class B 3M Radiated	Power Source: AC 120V/60Hz
Test item: Radiation Test	Date: 13/02/01/
Temp.( C)/Hum.(%) 26 C / 55 %	Time: 8/47/17
EUT: Bluetooth CD Boombox	Engineer Signature: PEI
Mode: TX 2441MHz	Distance: 3m
Model: NS-BBTCD01	
Manufacturer: Musical	

Note: EDR



No.	Freq. (MHz)	Reading (dBuV/m)	Factor (dB)	Result (dBuV/m)	Limit (dBuV/m)	Margin (dB)	Detector	Height (cm)	Degree (deg.)	Remark
1	2441.002	100.52	-7.35	93.17	/	/	peak			
2	4882.004	51.05	0.14	51.19	74.00	-22.81	peak			
3	4882.004	46.77	0.14	46.91	54.00	-7.09	AVG			

**Figure 38: Test figure of spurious emissions, mode A.2, Vertical polarity (1GHz – 18GHz), 8DPSK Modulation**



**ACCURATE TECHNOLOGY CO., LTD.**

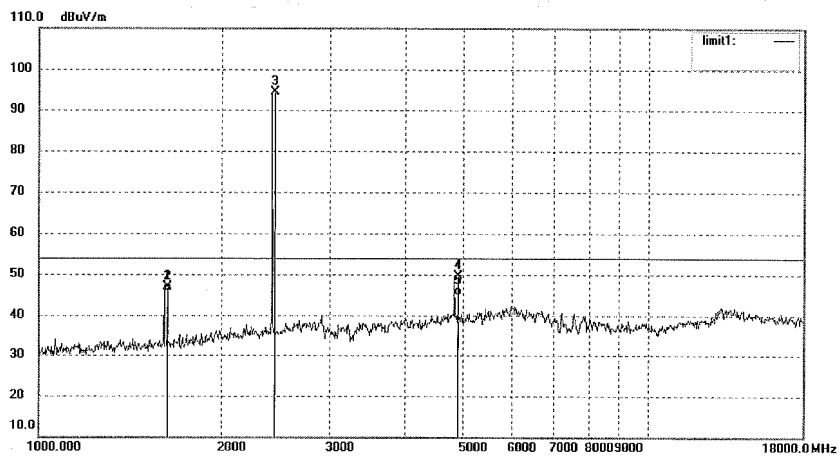
F1,Bldg,A,Changyuan New Material Port Keyuan Rd,  
 Science & Industry Park,Nanshan Shenzhen,P.R.China

Site: 2# Chamber

Tel:+86-0755-26503290  
 Fax:+86-0755-26503396

Job No.: PYH #728	Polarization: Vertical
Standard: FCC Class B 3M Radiated	Power Source: AC 120V/60Hz
Test item: Radiation Test	Date: 13/02/01/
Temp.( C)/Hum.(%) 26 C / 55 %	Time: 8/38/49
EUT: Bluetooth CD Boombox	Engineer Signature: PEI
Mode: TX 2441MHz	Distance: 3m
Model: NS-BBTCD01	
Manufacturer: Musical	

Note: EDR



No.	Freq. (MHz)	Reading (dBuV/m)	Factor (dB)	Result (dBuV/m)	Limit (dBuV/m)	Margin (dB)	Detector	Height (cm)	Degree (deg.)	Remark
1	1626.729	57.81	-10.92	46.89	74.00	-27.11	peak			
2	1626.729	56.75	-10.92	45.83	54.00	-8.17	AVG			
3	2441.021	101.67	-7.35	94.32	/	/	peak			
4	4882.032	49.42	0.14	49.56	74.00	-24.44	peak			
5	4882.032	44.78	0.14	44.92	54.00	-9.08	AVG			

**Figure 39: Test figure of spurious emissions, mode A.2, Horizontal polarity (18GHz – 25GHz), 8DPSK Modulation**



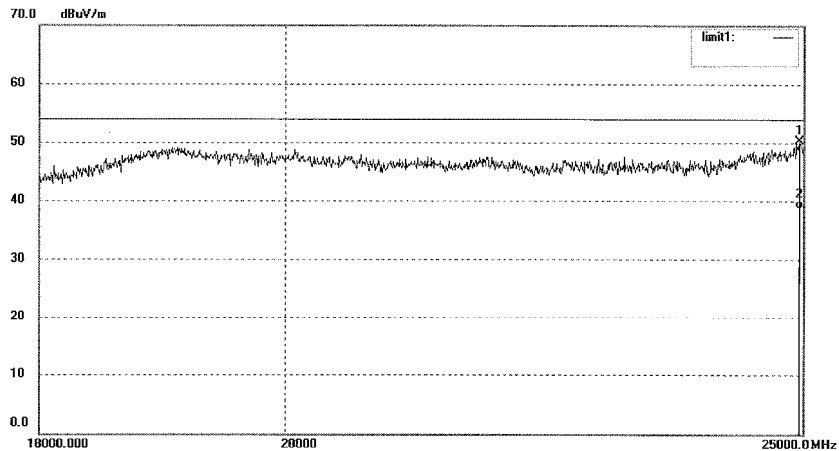
**ACCURATE TECHNOLOGY CO., LTD.**

F1,Bldg,A,Changyuan New Material Port Keyuan Rd,  
 Science & Industry Park,Nanshan Shenzhen,P.R.China

Site: 2# Chamber  
 Tel:+86-0755-26503290  
 Fax:+86-0755-26503396

Job No.: PYH #747	Polarization: Horizontal
Standard: FCC Class B 3M Radiated	Power Source: AC 120V/60Hz
Test item: Radiation Test	Date: 13/02/01/
Temp.( C)/Hum.(%) 25 C / 50 %	Time: 11/25/14
EUT: Bluetooth CD Boombox	Engineer Signature: PEI
Mode: TX 2441MHz	Distance: 3m
Model: NS-BBTCD01	
Manufacturer: Musical	

Note: EDR



No.	Freq. (MHz)	Reading (dBuV/m)	Factor (dB)	Result (dBuV/m)	Limit (dBuV/m)	Margin (dB)	Detector	Height (cm)	Degree (deg.)	Remark
1	24958.889	31.51	18.84	50.35	74.00	-23.65	peak			
2	24958.889	19.98	18.84	38.82	54.00	-15.18	AVG			

**Figure 40: Test figure of spurious emissions, mode A.2, Vertical polarity (18GHz – 25GHz), 8DPSK Modulation**



**ACCURATE TECHNOLOGY CO., LTD.**

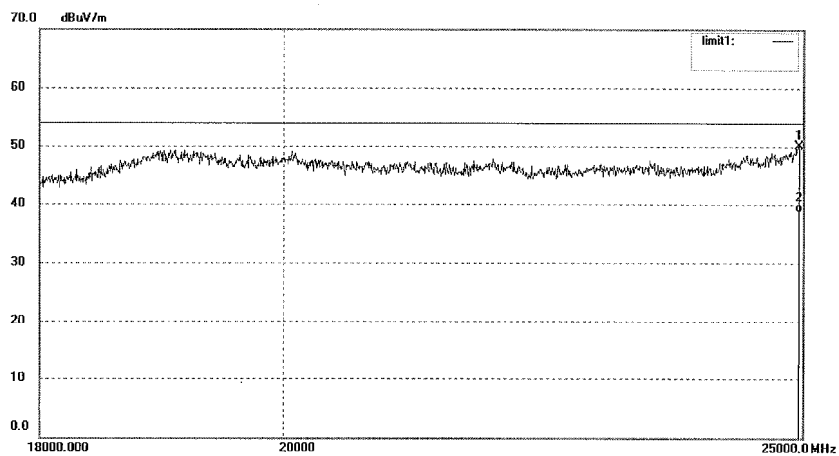
F1,Bldg,A,Changyuan New Material Port Keyuan Rd,  
 Science & Industry Park,Nanshan Shenzhen,P.R.China

Site: 2# Chamber

Tel:+86-0755-26503290  
 Fax:+86-0755-26503396

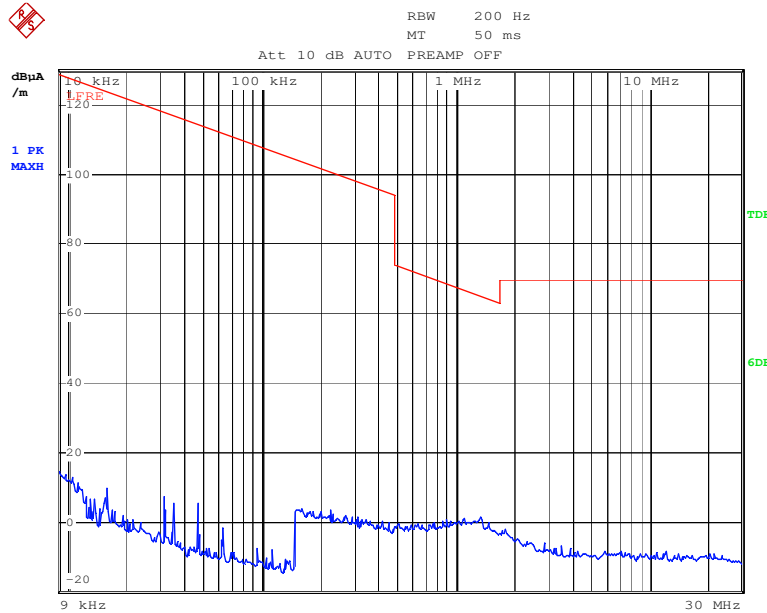
Job No.: PYH #746	Polarization: Vertical
Standard: FCC Class B 3M Radiated	Power Source: AC 120V/60Hz
Test item: Radiation Test	Date: 13/02/01/
Temp.( C)/Hum.(%) 25 C / 50 %	Time: 11/14/40
EUT: Bluetooth CD Boombox	Engineer Signature: PEI
Mode: TX 2441MHz	Distance: 3m
Model: NS-BBTCD01	
Manufacturer: Musical	

Note: EDR



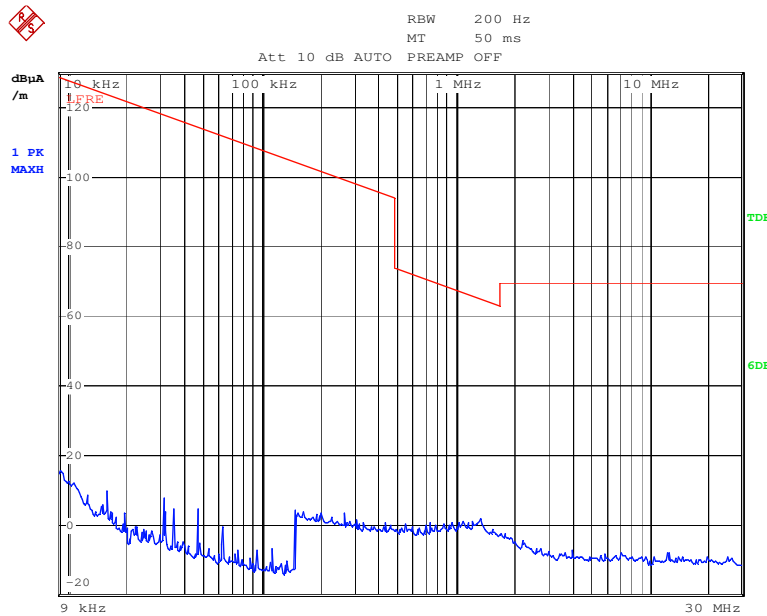
No.	Freq. (MHz)	Reading (dBuV/m)	Factor (dB)	Result (dBuV/m)	Limit (dBuV/m)	Margin (dB)	Detector	Height (cm)	Degree (deg.)	Remark
1	24967.105	31.25	18.85	50.10	74.00	-23.90	peak			
2	24967.105	19.87	18.85	38.72	54.00	-15.28	AVG			

**Figure 41: Test figure of spurious emissions, mode A.3, Horizontal polarity (9kHz – 30MHz), 8DPSK Modulation**



Date: 1.FEB.2013 10:05:07

**Figure 42: Test figure of spurious emissions, mode A.3, Vertical polarity (9kHz – 30MHz), 8DPSK Modulation**



Date: 1.FEB.2013 10:06:55



**Figure 43: Test figure of spurious emissions, mode A.3, Horizontal polarity (30MHz – 1GHz), 8DPSK Modulation**



**ACCURATE TECHNOLOGY CO., LTD.**

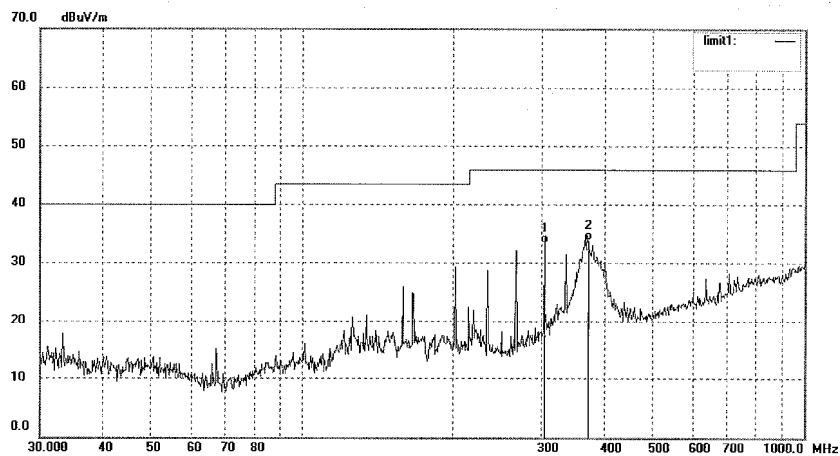
F1,Bldg,A,Changyuan New Material Port Keyuan Rd,  
 Science & Industry Park,Nanshan Shenzhen,P.R.China

Site: 2# Chamber

Tel:+86-0755-26503290  
 Fax:+86-0755-26503396

Job No.: PYH #713	Polarization: Horizontal
Standard: FCC Class B 3M Radiated	Power Source: AC 120V/60Hz
Test item: Radiation Test	Date: 13/01/31/
Temp.( C)/Hum.(%) 26 C / 55 %	Time: 23/45/04
EUT: Bluetooth CD Boombox	Engineer Signature: PEI
Mode: TX 2480MHz	Distance: 3m
Model: NS-BBTCD01	
Manufacturer: Musical	

Note: EDR



No.	Freq. (MHz)	Reading (dBuV/m)	Factor (dB)	Result (dBuV/m)	Limit (dBuV/m)	Margin (dB)	Detector	Height (cm)	Degree (deg.)	Remark
1	304.8650	16.45	16.85	33.30	46.00	-12.70	QP			
2	372.6010	15.21	18.70	33.91	46.00	-12.09	QP			

**Figure 44: Test figure of spurious emissions, mode A.3, Vertical polarity (30MHz – 1GHz), 8DPSK Modulation**

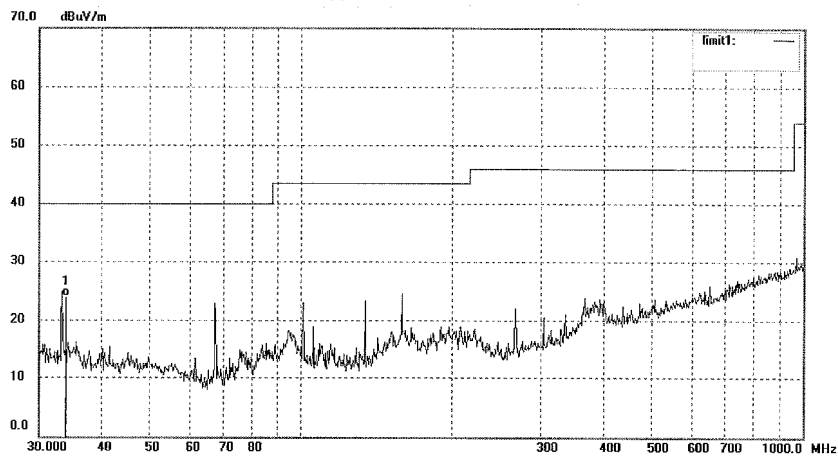


**ACCURATE TECHNOLOGY CO., LTD.**  
 F1,Bldg,A,Changyuan New Material Port Keyuan Rd,  
 Science & Industry Park,Nanshan Shenzhen,P.R.China

Site: 2# Chamber  
 Tel:+86-0755-26503290  
 Fax:+86-0755-26503396

Job No.: PYH #712	Polarization: Vertical
Standard: FCC Class B 3M Radiated	Power Source: AC 120V/60Hz
Test item: Radiation Test	Date: 13/01/31/
Temp.( C)/Hum.(%) 26 C / 55 %	Time: 23/36/58
EUT: Bluetooth CD Boombox	Engineer Signature: PEI
Mode: TX 2480MHz	Distance: 3m
Model: NS-BBTCD01	
Manufacturer: Musical	

Note: EDR



No.	Freq. (MHz)	Reading (dBuV/m)	Factor (dB)	Result (dBuV/m)	Limit (dBuV/m)	Margin (dB)	Detector	Height (cm)	Degree (deg.)	Remark
1	33.8800	8.18	15.80	23.98	40.00	-16.02	QP			

**Figure 45: Test figure of spurious emissions, mode A.3, Horizontal polarity (1GHz –18GHz), 8DPSK Modulation**



**ACCURATE TECHNOLOGY CO., LTD.**

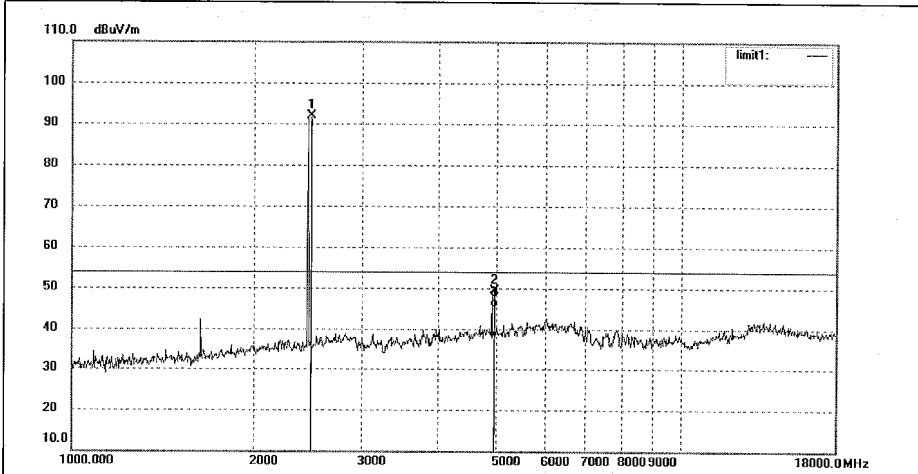
F1,Bldg,A,Changyuan New Material Port Keyuan Rd,  
 Science & Industry Park,Nanshan Shenzhen,P.R.China

Site: 2# Chamber

Tel:+86-0755-26503290  
 Fax:+86-0755-26503396

Job No.: PYH #730	Polarization: Horizontal
Standard: FCC Class B 3M Radiated	Power Source: AC 120V/60Hz
Test item: Radiation Test	Date: 13/02/01/
Temp.( C)/Hum.(%) 26 C / 55 %	Time: 8/58/35
EUT: Bluetooth CD Boombox	Engineer Signature: PEI
Mode: TX 2480MHz	Distance: 3m
Model: NS-BBTCD01	
Manufacturer: Musical	

Note: EDR



No.	Freq. (MHz)	Reading (dBuV/m)	Factor (dB)	Result (dBuV/m)	Limit (dBuV/m)	Margin (dB)	Detector	Height (cm)	Degree (deg.)	Remark
1	2480.030	99.23	-7.37	91.86	/	/	peak			
2	4960.054	48.88	0.52	49.40	74.00	-24.60	peak			
3	4960.054	44.74	0.52	45.26	54.00	-8.74	AVG			

**Figure 46: Test figure of spurious emissions, mode A.3, Vertical polarity (1GHz – 18GHz), 8DPSK Modulation**



**ACCURATE TECHNOLOGY CO., LTD.**

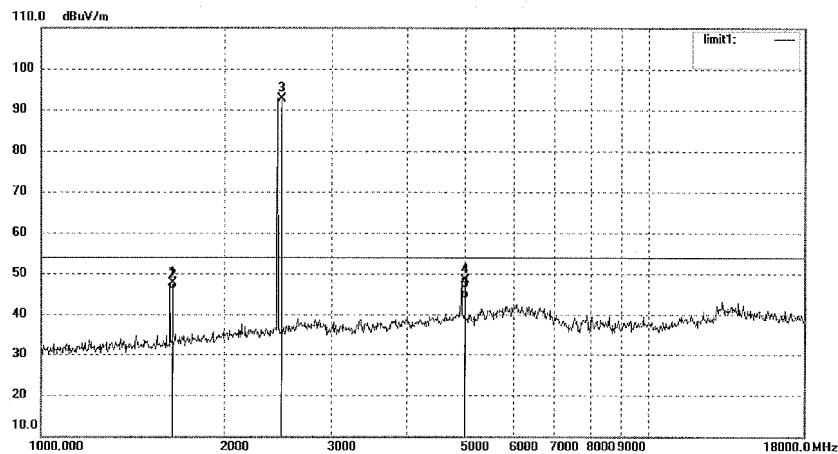
F1,Bldg,A,Changyuan New Material Port Keyuan Rd,  
 Science & Industry Park,Nanshan Shenzhen,P.R.China

Site: 2# Chamber

Tel:+86-0755-26503290  
 Fax:+86-0755-26503396

Job No.: PYH #731	Polarization: Vertical
Standard: FCC Class B 3M Radiated	Power Source: AC 120V/60Hz
Test item: Radiation Test	Date: 13/02/01/
Temp.( C)/Hum.(%) 26 C / 55 %	Time: 9/10/25
EUT: Bluetooth CD Boombox	Engineer Signature: PEI
Mode: TX 2480MHz	Distance: 3m
Model: NS-BBTCD01	
Manufacturer: Musical	

Note: EDR



No.	Freq. (MHz)	Reading (dBuV/m)	Factor (dB)	Result (dBuV/m)	Limit (dBuV/m)	Margin (dB)	Detector	Height (cm)	Degree (deg.)	Remark
1	1652.681	58.41	-10.74	47.67	74.00	-26.33	peak			
2	1652.681	56.89	-10.74	46.15	54.00	-7.85	AVG			
3	2480.027	100.12	-7.37	92.75	/	/	peak			
4	4960.056	47.75	0.52	48.27	74.00	-25.73	peak			
5	4960.056	43.43	0.52	43.95	54.00	-10.05	AVG			

**Figure 47: Test figure of spurious emissions, mode A.3, Horizontal polarity (18GHz –25GHz), 8DPSK Modulation**



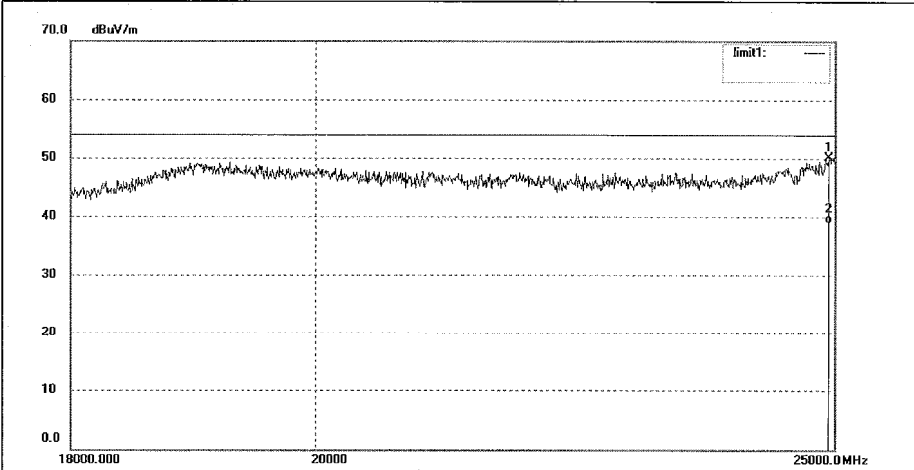
**ACCURATE TECHNOLOGY CO., LTD.**

F1,Bldg,A,Changyuan New Material Port Keyuan Rd,  
 Science & Industry Park,Nanshan Shenzhen,P.R.China

Site: 2# Chamber  
 Tel:+86-0755-26503290  
 Fax:+86-0755-26503396

Job No.: PYH #748	Polarization: Horizontal
Standard: FCC Class B 3M Radiated	Power Source: AC 120V/60Hz
Test item: Radiation Test	Date: 13/02/01/
Temp.( C)/Hum.(%) 25 C / 50 %	Time: 11/32/25
EUT: Bluetooth CD Boombox	Engineer Signature: PEI
Mode: TX 2480MHz	Distance: 3m
Model: NS-BBTCD01	
Manufacturer: Musical	

Note: EDR



No.	Freq. (MHz)	Reading (dBuV/m)	Factor (dB)	Result (dBuV/m)	Limit (dBuV/m)	Margin (dB)	Detector	Height (cm)	Degree (deg.)	Remark
1	24942.463	31.38	18.82	50.20	74.00	-23.80	peak			
2	24942.463	20.18	18.82	39.00	54.00	-15.00	AVG			

**Figure 48: Test figure of spurious emissions, mode A.3, Vertical polarity (18GHz – 25GHz), 8DPSK Modulation**



**ACCURATE TECHNOLOGY CO., LTD.**

F1,Bldg,A,Changyuan New Material Port Keyuan Rd,  
 Science & Industry Park,Nanshan Shenzhen,P.R.China

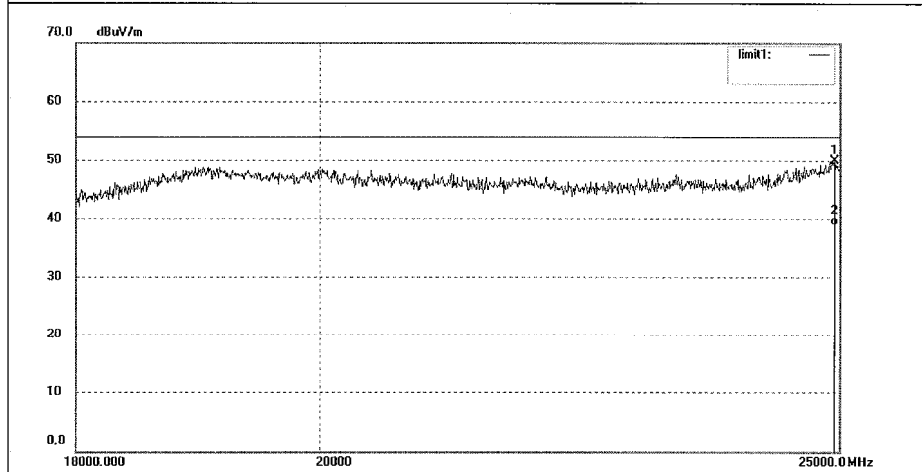
Site: 2# Chamber

Tel:+86-0755-26503290

Fax:+86-0755-26503396

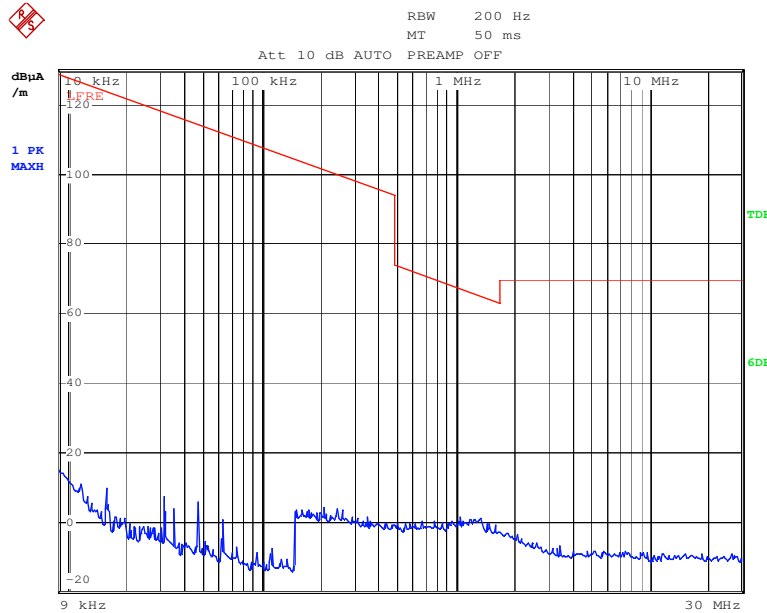
Job No.: PYH #749	Polarization: Vertical
Standard: FCC Class B 3M Radiated	Power Source: AC 120V/60Hz
Test item: Radiation Test	Date: 13/02/01/
Temp.( C)/Hum.(%) 25 C / 50 %	Time: 11/40/58
EUT: Bluetooth CD Boombox	Engineer Signature: PEI
Mode: TX 2480MHz	Distance: 3m
Model: NS-BBTCD01	
Manufacturer: Musical	

Note: EDR



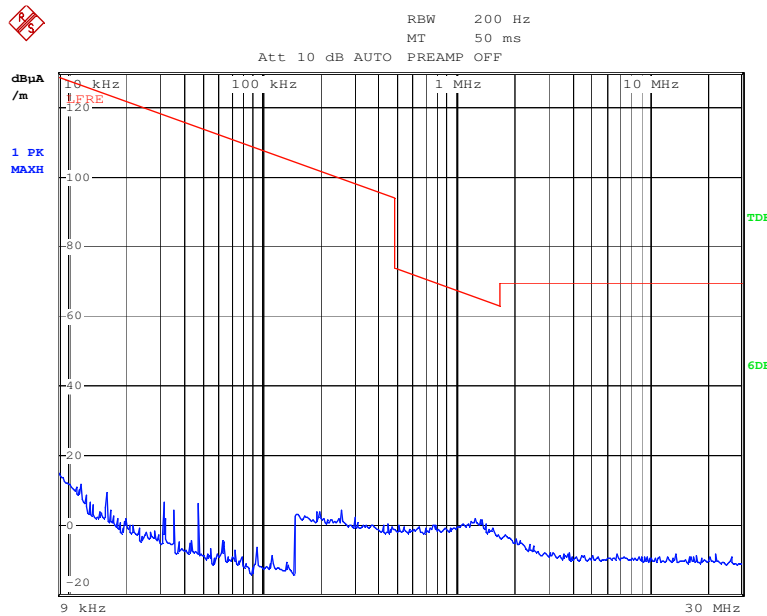
No.	Freq. (MHz)	Reading (dBuV/m)	Factor (dB)	Result (dBuV/m)	Limit (dBuV/m)	Margin (dB)	Detector	Height (cm)	Degree (deg.)	Remark
1	24950.674	31.13	18.83	49.96	74.00	-24.04	peak			
2	24950.674	20.13	18.83	38.96	54.00	-15.04	AVG			

**Figure 49: Test figure of spurious emissions, mode B, Horizontal polarity (9kHz – 30MHz), GFSK Modulation**



Date: 1.FEB.2013 09:26:39

**Figure 50: Test figure of spurious emissions, mode B, Vertical polarity (9kHz – 30MHz), GFSK Modulation**



Date: 1.FEB.2013 09:28:29

**Figure 51: Test figure of spurious emissions, mode B, Horizontal polarity (30MHz – 1GHz), GFSK Modulation**

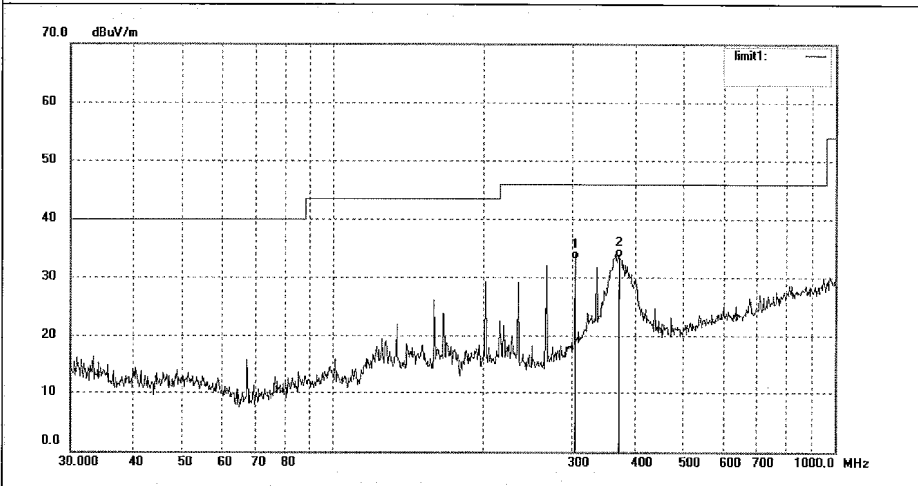


**ACCURATE TECHNOLOGY CO., LTD.**  
 F1,Bldg,A,Changyuan New Material Port Keyuan Rd,  
 Science & Industry Park,Nanshan Shenzhen,P.R.China

Site: 2# Chamber  
 Tel:+86-0755-26503290  
 Fax:+86-0755-26503396

Job No.: PYH #705	Polarization: Horizontal
Standard: FCC Class B 3M Radiated	Power Source: AC 120V/60Hz
Test item: Radiation Test	Date: 13/01/31/
Temp.( C)/Hum.(%) 26 C / 55 %	Time: 22/35/27
EUT: Bluetooth CD Boombox	Engineer Signature: PEI
Mode: RX 2402MHz	Distance: 3m
Model: NS-BBTCD01	
Manufacturer: Musical	

Note: BDR



No.	Freq. (MHz)	Reading (dBuV/m)	Factor (dB)	Result (dBuV/m)	Limit (dBuV/m)	Margin (dB)	Detector	Height (cm)	Degree (deg.)	Remark
1	304.8670	16.38	16.85	33.23	46.00	-12.77	QP			
2	372.6194	14.87	18.70	33.57	46.00	-12.43	QP			



**Figure 52: Test figure of spurious emissions, mode B, Vertical polarity (30MHz – 1GHz), GFSK Modulation**



**ACCURATE TECHNOLOGY CO., LTD.**

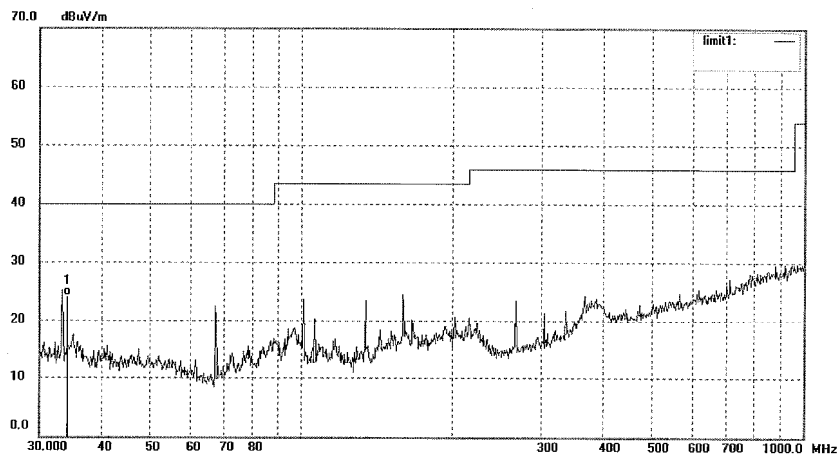
F1,Bldg,A,Changyuan New Material Port Keyuan Rd,  
 Science & Industry Park,Nanshan Shenzhen,P.R.China

Site: 2# Chamber

Tel:+86-0755-26503290  
 Fax:+86-0755-26503396

Job No.: PYH #704	Polarization: Vertical
Standard: FCC Class B 3M Radiated	Power Source: AC 120V/60Hz
Test item: Radiation Test	Date: 13/01/31/
Temp.( C)/Hum.(%) 26 C / 55 %	Time: 22/27/26
EUT: Bluetooth CD Boombox	Engineer Signature: PEI
Mode: RX 2402MHz	Distance: 3m
Model: NS-BBTCD01	
Manufacturer: Musical	

Note: BDR



No.	Freq. (MHz)	Reading (dBuV/m)	Factor (dB)	Result (dBuV/m)	Limit (dBuV/m)	Margin (dB)	Detector	Height (cm)	Degree (deg.)	Remark
1	33.8720	8.44	15.80	24.24	40.00	-15.76	QP			

**Figure 53: Test figure of spurious emissions, mode B, Horizontal polarity (1GHz –18GHz), GFSK Modulation**



**ACCURATE TECHNOLOGY CO., LTD.**

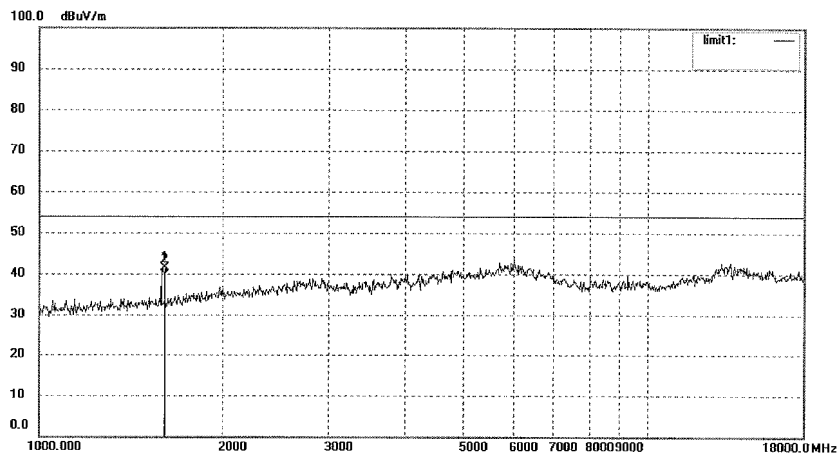
F1,Bldg,A,Changyuan New Material Port Keyuan Rd,  
 Science & Industry Park,Nanshan Shenzhen,P.R.China

Site: 2# Chamber

Tel:+86-0755-26503290  
 Fax:+86-0755-26503396

Job No.: PYH #737	Polarization: Horizontal
Standard: FCC Class B 3M Radiated	Power Source: AC 120V/60Hz
Test item: Radiation Test	Date: 13/02/01/
Temp.( C)/Hum.(%) 26 C / 55 %	Time: 10/02/52
EUT: Bluetooth CD Boombox	Engineer Signature: PEI
Mode: RX 2402MHz	Distance: 3m
Model: NS-BBTCD01	
Manufacturer: Musical	

Note: BDR



No.	Freq. (MHz)	Reading (dBuV/m)	Factor (dB)	Result (dBuV/m)	Limit (dBuV/m)	Margin (dB)	Detector	Height (cm)	Degree (deg.)	Remark
1	1602.530	52.50	-11.06	41.44	74.00	-32.56	peak			
2	1602.530	50.87	-11.06	39.81	54.00	-14.19	AVG			

**Figure 54: Test figure of spurious emissions, mode B, Vertical polarity (1GHz – 18GHz), GFSK Modulation**



**ACCURATE TECHNOLOGY CO., LTD.**

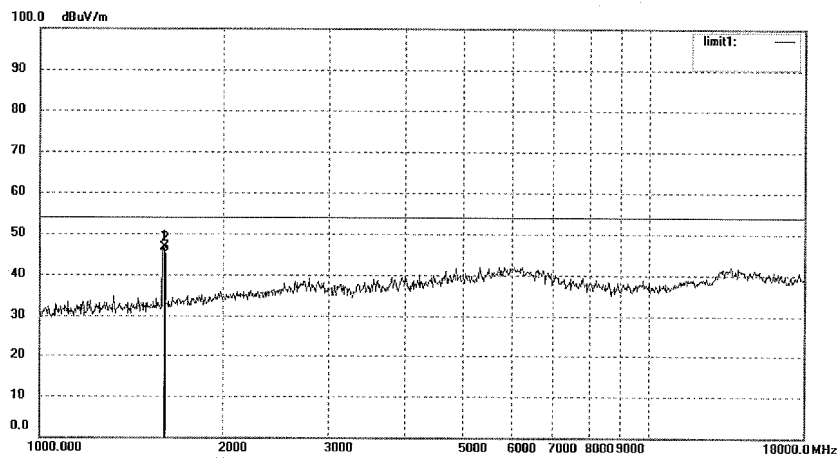
F1,Bldg,A,Changyuan New Material Port Keyuan Rd,  
 Science & Industry Park,Nanshan Shenzhen,P.R.China

Site: 2# Chamber

Tel:+86-0755-26503290  
 Fax:+86-0755-26503396

Job No.: PYH #736	Polarization: Vertical
Standard: FCC Class B 3M Radiated	Power Source: AC 120V/60Hz
Test item: Radiation Test	Date: 13/02/01/
Temp.( C)/Hum.(%) 26 C / 55 %	Time: 9/54/04
EUT: Bluetooth CD Boombox	Engineer Signature: PEI
Mode: RX 2402MHz	Distance: 3m
Model: NS-BBTCD01	
Manufacturer: Musical	

Note: BDR



No.	Freq. (MHz)	Reading (dBuV/m)	Factor (dB)	Result (dBuV/m)	Limit (dBuV/m)	Margin (dB)	Detector	Height (cm)	Degree (deg.)	Remark
1	1602.408	57.64	-11.07	46.57	74.00	-27.43	peak			
2	1602.408	56.55	-11.07	45.48	54.00	-8.52	AVG			

**Figure 55: Test figure of spurious emissions, mode B, Horizontal polarity (18GHz –25GHz), GFSK Modulation**



**ACCURATE TECHNOLOGY CO., LTD.**

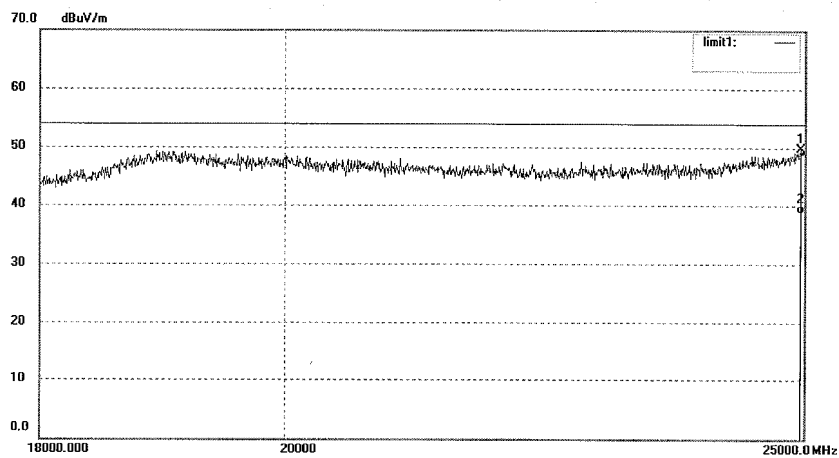
F1,Bldg,A,Changyuan New Material Port Keyuan Rd,  
 Science & Industry Park,Nanshan Shenzhen,P.R.China

Site: 2# Chamber

Tel:+86-0755-26503290  
 Fax:+86-0755-26503396

Job No.: PYH #752	Polarization: Horizontal
Standard: FCC Class B 3M Radiated	Power Source: AC 120V/60Hz
Test item: Radiation Test	Date: 13/02/01/
Temp.( C)/Hum.(%) 25 C / 50 %	Time: 12/04/38
EUT: Bluetooth CD Boombox	Engineer Signature: PEI
Mode: RX 2402MHz	Distance: 3m
Model: NS-BBTCD01	
Manufacturer: Musical	

Note: BDR



No.	Freq. (MHz)	Reading (dBuV/m)	Factor (dB)	Result (dBuV/m)	Limit (dBuV/m)	Margin (dB)	Detector	Height (cm)	Degree (deg.)	Remark
1	24967.105	30.91	18.85	49.76	74.00	-24.24	peak			
2	24967.105	19.95	18.85	38.80	54.00	-15.20	AVG			

**Figure 56: Test figure of spurious emissions, mode B, Vertical polarity (18GHz – 25GHz), GFSK Modulation**



**ACCURATE TECHNOLOGY CO., LTD.**

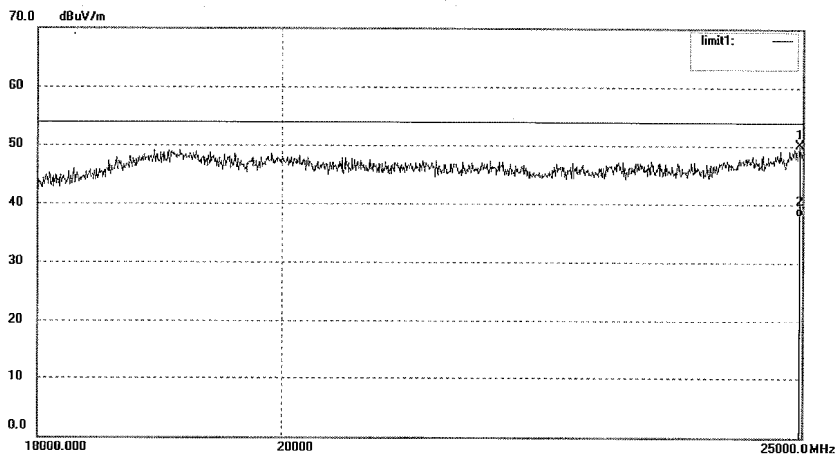
F1,Bldg,A,Changyuan New Material Port Keyuan Rd,  
 Science & Industry Park,Nanshan Shenzhen,P.R.China

Site: 2# Chamber

Tel:+86-0755-26503290  
 Fax:+86-0755-26503396

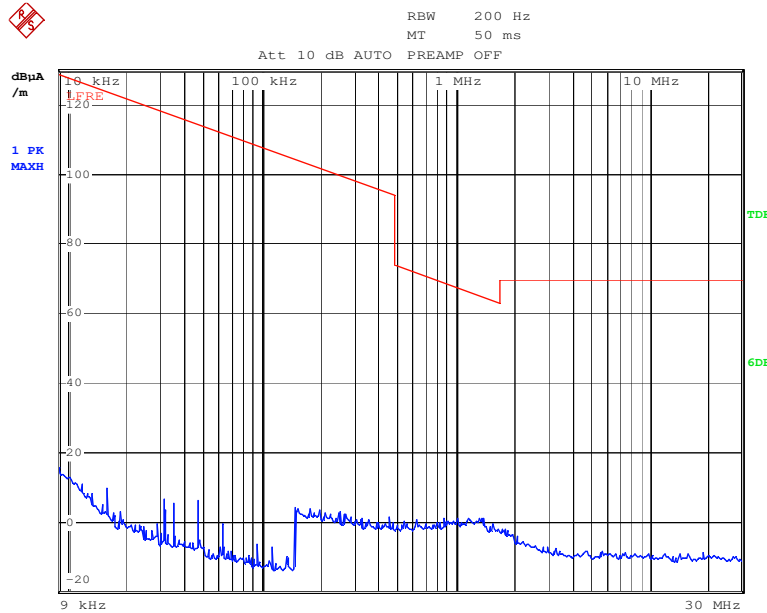
Job No.: PYH #753	Polarization: Vertical
Standard: FCC Class B 3M Radiated	Power Source: AC 120V/60Hz
Test item: Radiation Test	Date: 13/02/01/
Temp.( C)/Hum.(%) 25 C / 50 %	Time: 12/11/11
EUT: Bluetooth CD Boombox	Engineer Signature: PEI
Mode: RX 2402MHz	Distance: 3m
Model: NS-BBTCD01	
Manufacturer: Musical	

Note: BDR



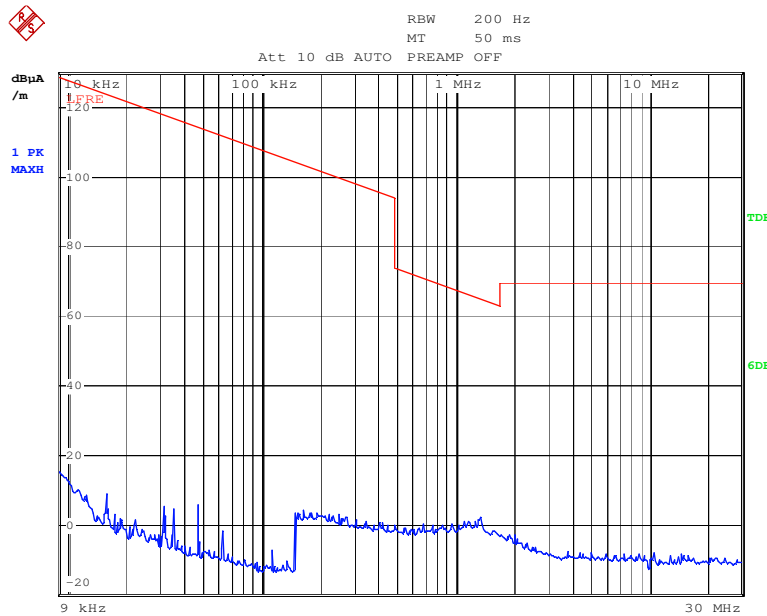
No.	Freq. (MHz)	Reading (dBuV/m)	Factor (dB)	Result (dBuV/m)	Limit (dBuV/m)	Margin (dB)	Detector	Height (cm)	Degree (deg.)	Remark
1	24975.325	31.28	18.86	50.14	74.00	-23.86	peak			
2	24975.325	19.28	18.86	38.14	54.00	-15.86	AVG			

**Figure 57: Test figure of spurious emissions, mode B, Horizontal polarity (9kHz – 30MHz), 8DPSK Modulation**



Date: 1.FEB.2013 09:36:08

**Figure 58: Test figure of spurious emissions, mode B, Vertical polarity (9kHz – 30MHz), 8DPSK Modulation**



Date: 1.FEB.2013 09:32:09

**Figure 59: Test figure of spurious emissions, mode B, Horizontal polarity (30MHz – 1GHz), 8DPSK Modulation**

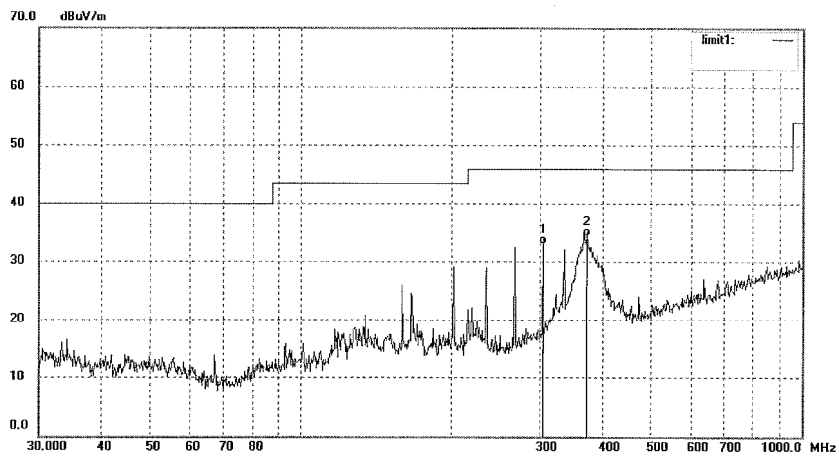


**ACCURATE TECHNOLOGY CO., LTD.**  
 F1,Bldg,A,Changyuan New Material Port Keyuan Rd,  
 Science & Industry Park,Nanshan Shenzhen,P.R.China

Site: 2# Chamber  
 Tel:+86-0755-26503290  
 Fax:+86-0755-26503396

Job No.: PYH #706	Polarization: Horizontal
Standard: FCC Class B 3M Radiated	Power Source: AC 120V/60Hz
Test item: Radiation Test	Date: 13/01/31/
Temp.( C)/Hum.(%) 26 C / 55 %	Time: 22/44/51
EUT: Bluetooth CD Boombox	Engineer Signature: PEI
Mode: RX 2402MHz	Distance: 3m
Model: NS-BBTCD01	
Manufacturer: Musical	

Note: EDR



No.	Freq. (MHz)	Reading (dBuV/m)	Factor (dB)	Result (dBuV/m)	Limit (dBuV/m)	Margin (dB)	Detector	Height (cm)	Degree (deg.)	Remark
1	304.8650	16.18	16.85	33.03	46.00	-12.97	QP			
2	372.6036	15.77	18.70	34.47	46.00	-11.53	QP			

**Figure 60: Test figure of spurious emissions, mode B, Vertical polarity (30MHz – 1GHz), 8DPSK Modulation**



**ACCURATE TECHNOLOGY CO., LTD.**

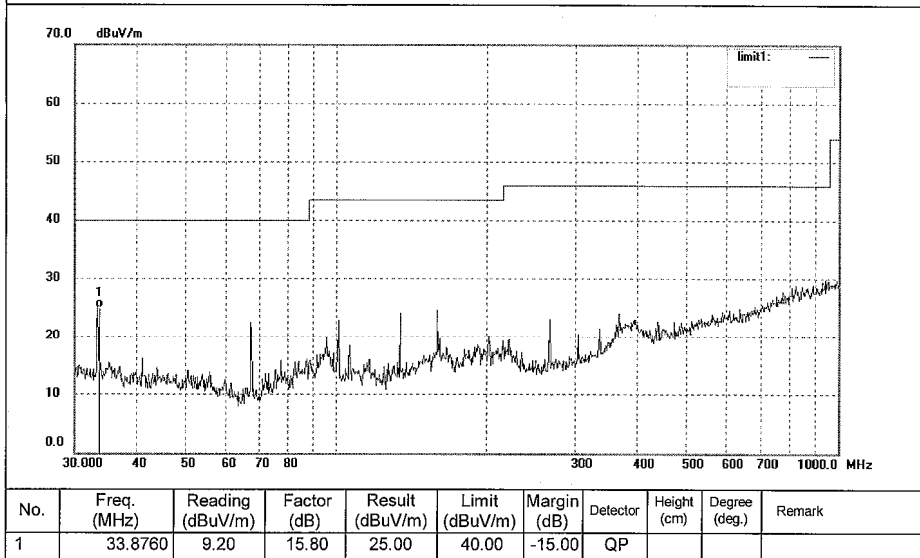
F1,Bldg,A,Changyuan New Material Port Keyuan Rd,  
 Science & Industry Park,Nanshan Shenzhen,P.R.China

Site: 2# Chamber

Tel:+86-0755-26503290  
 Fax:+86-0755-26503396

Job No.: PYH #707	Polarization: Vertical
Standard: FCC Class B 3M Radiated	Power Source: AC 120V/60Hz
Test item: Radiation Test	Date: 13/01/31/
Temp.( C)/Hum.(%) 26 C / 55 %	Time: 22/53/31
EUT: Bluetooth CD Boombox	Engineer Signature: PEI
Mode: RX 2402MHz	Distance: 3m
Model: NS-BBTCD01	
Manufacturer: Musical	

Note: EDR





**Figure 61: Test figure of spurious emissions, mode B, Horizontal polarity (1GHz –18GHz), 8DPSK Modulation**



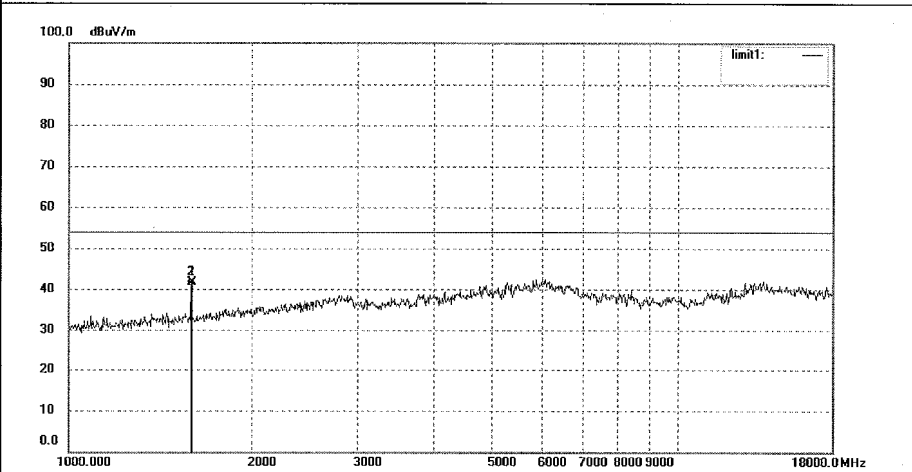
**ACCURATE TECHNOLOGY CO., LTD.**

F1,Bldg,A,Changyuan New Material Port Keyuan Rd,  
 Science & Industry Park,Nanshan Shenzhen,P.R.China

Site: 2# Chamber  
 Tel:+86-0755-26503290  
 Fax:+86-0755-26503396

Job No.: PYH #734	Polarization: Horizontal
Standard: FCC Class B 3M Radiated	Power Source: AC 120V/60Hz
Test item: Radiation Test	Date: 13/02/01/
Temp.( C)/Hum.(%) 26 C / 55 %	Time: 9/36/52
EUT: Bluetooth CD Boombox	Engineer Signature: PEI
Mode: RX 2402MHz	Distance: 3m
Model: NS-BBTCD01	
Manufacturer: Musical	

Note: EDR



No.	Freq. (MHz)	Reading (dBuV/m)	Factor (dB)	Result (dBuV/m)	Limit (dBuV/m)	Margin (dB)	Detector	Height (cm)	Degree (deg.)	Remark
1	1602.415	52.58	-11.07	41.51	74.00	-32.49	peak			
2	1602.415	51.61	-11.07	40.54	54.00	-13.46	AVG			

**Figure 62: Test figure of spurious emissions, mode B, Vertical polarity (1GHz – 18GHz), 8DPSK Modulation**



**ACCURATE TECHNOLOGY CO., LTD.**

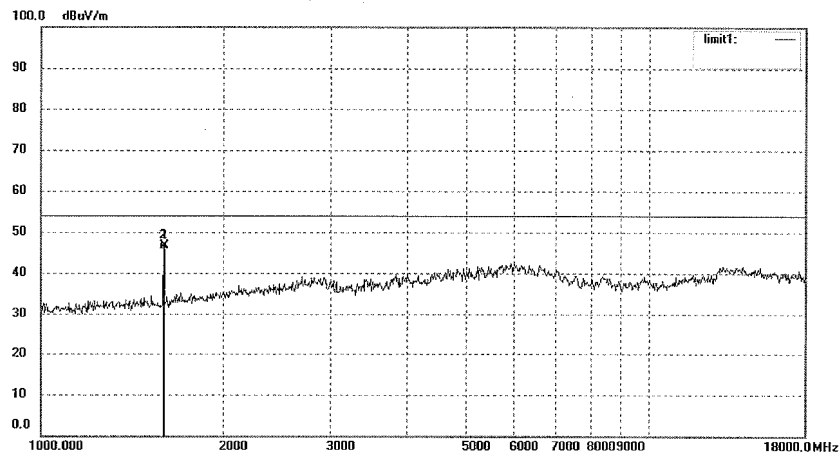
F1,Bldg,A,Changyuan New Material Port Keyuan Rd,  
 Science & Industry Park,Nanshan Shenzhen,P.R.China

Site: 2# Chamber

Tel:+86-0755-26503290  
 Fax:+86-0755-26503396

Job No.: PYH #735	Polarization: Vertical
Standard: FCC Class B 3M Radiated	Power Source: AC 120V/60Hz
Test item: Radiation Test	Date: 13/02/01/
Temp.( C)/Hum.(%) 26 C / 55 %	Time: 9/45/28
EUT: Bluetooth CD Boombox	Engineer Signature: PEI
Mode: RX 2402MHz	Distance: 3m
Model: NS-BBTCD01	
Manufacturer: Musical	

Note: EDR



No.	Freq. (MHz)	Reading (dBuV/m)	Factor (dB)	Result (dBuV/m)	Limit (dBuV/m)	Margin (dB)	Detector	Height (cm)	Degree (deg.)	Remark
1	1602.356	57.70	-11.07	46.63	74.00	-27.37	peak			
2	1602.356	56.73	-11.07	45.66	54.00	-8.34	AVG			

**Figure 63: Test figure of spurious emissions, mode B, Horizontal polarity (18GHz –25GHz), 8DPSK Modulation**



**ACCURATE TECHNOLOGY CO., LTD.**

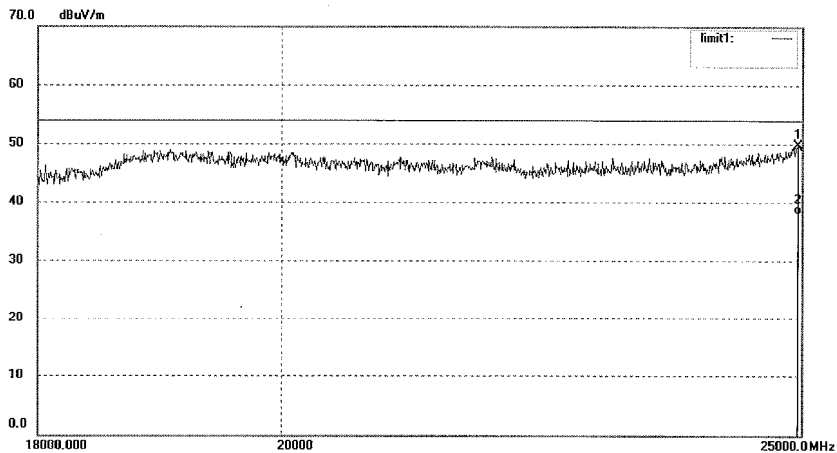
F1,Bldg,A,Changyuan New Material Port Keyuan Rd,  
 Science & Industry Park,Nanshan Shenzhen,P.R.China

Site: 2# Chamber

Tel:+86-0755-26503290  
 Fax:+86-0755-26503396

Job No.: PYH #751	Polarization: Horizontal
Standard: FCC Class B 3M Radiated	Power Source: AC 120V/60Hz
Test item: Radiation Test	Date: 13/02/01/
Temp.( C)/Hum.(%) 25 C / 50 %	Time: 11/55/21
EUT: Bluetooth CD Boombox	Engineer Signature: PEI
Mode: RX 2402MHz	Distance: 3m
Model: NS-BBTCD01	
Manufacturer: Musical	

Note: EDR



No.	Freq. (MHz)	Reading (dBuV/m)	Factor (dB)	Result (dBuV/m)	Limit (dBuV/m)	Margin (dB)	Detector	Height (cm)	Degree (deg.)	Remark
1	24958.889	31.01	18.84	49.85	74.00	-24.15	peak			
2	24958.889	19.26	18.84	38.10	54.00	-15.90	AVG			

**Figure 64: Test figure of spurious emissions, mode B, Vertical polarity (18GHz – 25GHz), 8DPSK Modulation**



**ACCURATE TECHNOLOGY CO., LTD.**

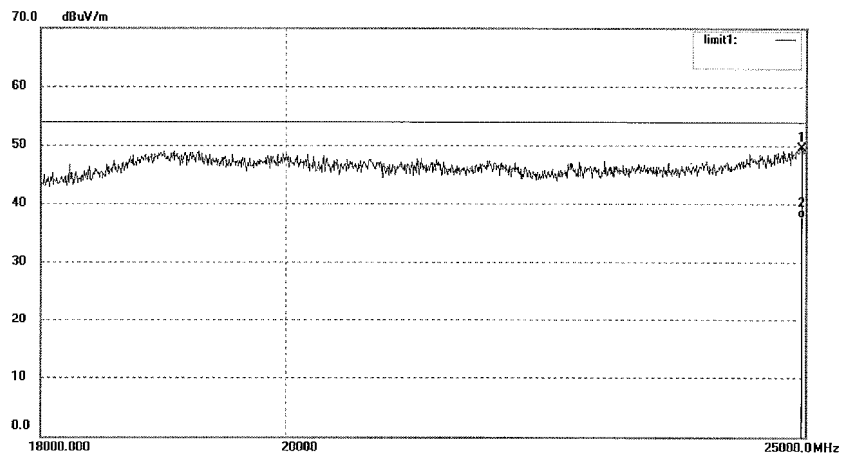
F1,Bldg,A,Changyuan New Material Port Keyuan Rd,  
 Science & Industry Park,Nanshan Shenzhen,P.R.China

Site: 2# Chamber

Tel:+86-0755-26503290  
 Fax:+86-0755-26503396

Job No.: PYH #750	Polarization: Vertical
Standard: FCC Class B 3M Radiated	Power Source: AC 120V/60Hz
Test item: Radiation Test	Date: 13/02/01/
Temp.( C)/Hum.(%) 25 C / 50 %	Time: 11/48/46
EUT: Bluetooth CD Boombox	Engineer Signature: PEI
Mode: RX 2402MHz	Distance: 3m
Model: NS-BBTCD01	
Manufacturer: Musical	

Note: EDR



No.	Freq. (MHz)	Reading (dBuV/m)	Factor (dB)	Result (dBuV/m)	Limit (dBuV/m)	Margin (dB)	Detector	Height (cm)	Degree (deg.)	Remark
1	24958.889	30.82	18.84	49.66	74.00	-24.34	peak			
2	24958.889	18.88	18.84	37.72	54.00	-16.28	AVG			

**Figure 65: Test figure of Radiated emissions in restricted bands, Mode A.1, Horizontal, GFSK Modulation**



**ACCURATE TECHNOLOGY CO., LTD.**

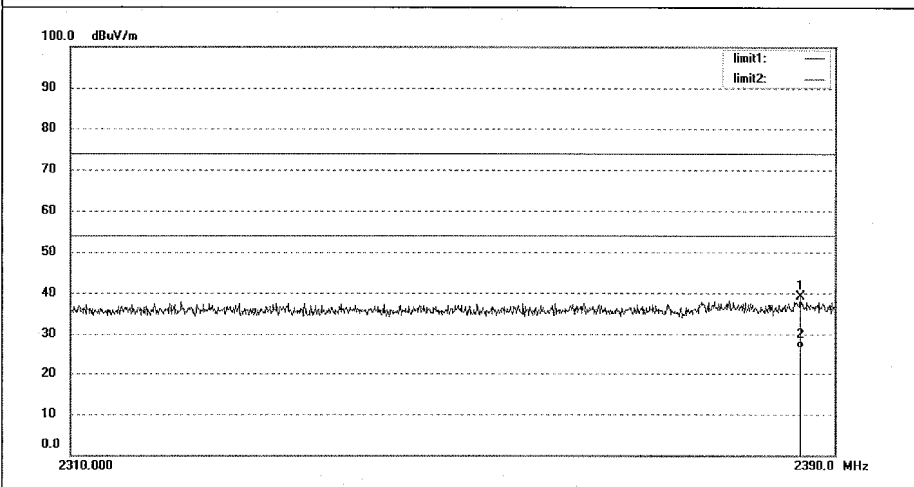
F1,Bldg,A,Changyuan New Material Port Keyuan Rd,  
 Science & Industry Park,Nanshan Shenzhen,P.R.China

Site: 2# Chamber

Tel:+86-0755-26503290  
 Fax:+86-0755-26503396

Job No.: PYH #716	Polarization: Horizontal
Standard: FCC Part 15 Band Edge (2.4G)	Power Source: AC 120V/60Hz
Test item: Radiation Test	Date: 13/02/01/
Temp.( C)/Hum.(%) 26 C / 55 %	Time: 0/18/02
EUT: Bluetooth CD Boombox	Engineer Signature: PEI
Mode: TX 2402MHz	Distance: 3m
Model: NS-BBTCD01	
Manufacturer: Musical	

Note: BDR



No.	Freq. (MHz)	Reading (dBuV/m)	Factor (dB)	Result (dBuV/m)	Limit (dBuV/m)	Margin (dB)	Detector	Height (cm)	Degree (deg.)	Remark
1	2386.334	46.56	-7.55	39.01	74.00	-34.99	peak			
2	2386.334	34.05	-7.55	26.50	54.00	-27.50	AVG			

**Figure 66: Test figure of Radiated emissions in restricted bands, Mode A.1, Vertical, GFSK Modulation**



**ACCURATE TECHNOLOGY CO., LTD.**

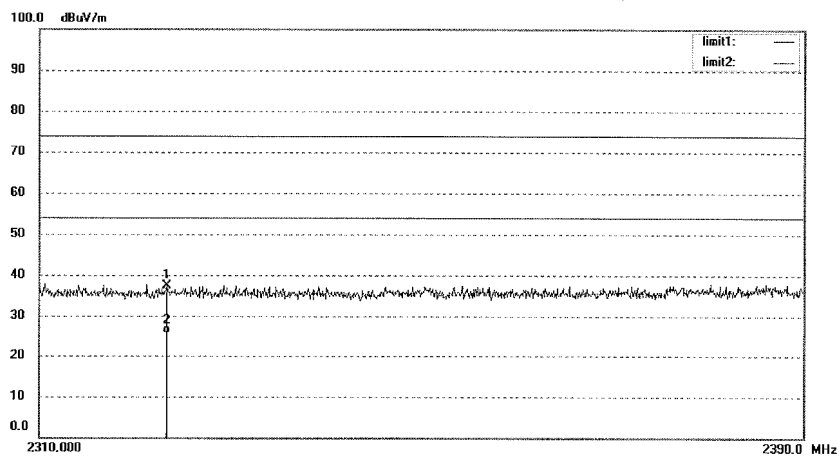
F1,Bldg,A,Changyuan New Material Port Keyuan Rd,  
 Science & Industry Park,Nanshan Shenzhen,P.R.China

Site: 2# Chamber

Tel:+86-0755-26503290  
 Fax:+86-0755-26503396

Job No.: PYH #717	Polarization: Vertical
Standard: FCC Part 15 Band Edge (2.4G)	Power Source: AC 120V/60Hz
Test item: Radiation Test	Date: 13/02/01/
Temp.( C)/Hum.(%) 26 C / 55 %	Time: 0/28/00
EUT: Bluetooth CD Boombox	Engineer Signature: PEI
Mode: TX 2402MHz	Distance: 3m
Model: NS-BBTCD01	
Manufacturer: Musical	

Note: BDR



No.	Freq. (MHz)	Reading (dBuV/m)	Factor (dB)	Result (dBuV/m)	Limit (dBuV/m)	Margin (dB)	Detector	Height (cm)	Degree (deg.)	Remark
1	2323.198	45.11	-7.80	37.31	74.00	-36.69	peak			
2	2323.198	33.10	-7.80	25.30	54.00	-28.70	AVG			

**Figure 67: Test figure of Radiated emissions in restricted bands, Mode A.3, Horizontal, GFSK Modulation**

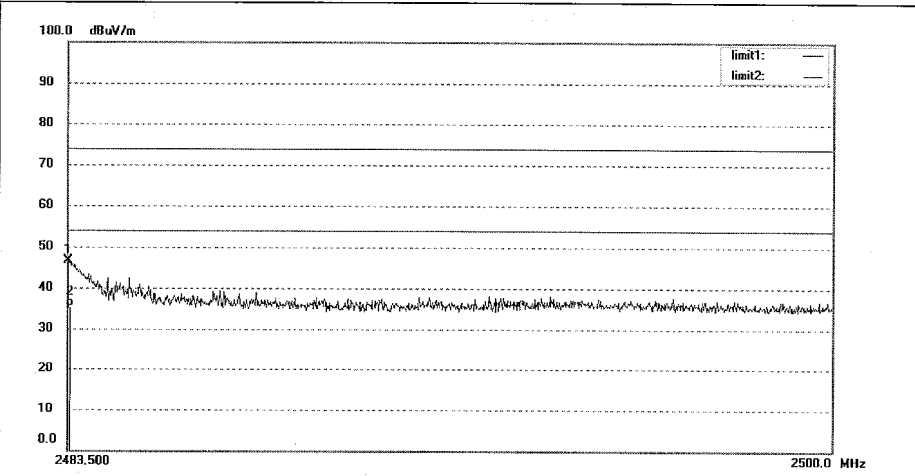


**ACCURATE TECHNOLOGY CO., LTD.**  
 F1,Bldg,A,Changyuan New Material Port Keyuan Rd,  
 Science & Industry Park,Nanshan Shenzhen,P.R.China

Site: 2# Chamber  
 Tel:+86-0755-26503290  
 Fax:+86-0755-26503396

Job No.: PYH #723	Polarization: Horizontal
Standard: FCC Part 15 Band Edge (2.4G)	Power Source: AC 120V/60Hz
Test item: Radiation Test	Date: 13/02/01/
Temp.( C)/Hum.(%) 26 C / 55 %	Time: 1/46/00
EUT: Bluetooth CD Boombox	Engineer Signature: PEI
Mode: TX 2480MHz	Distance: 3m
Model: NS-BBTCD01	
Manufacturer: Musical	

Note: BDR



No.	Freq. (MHz)	Reading (dBuV/m)	Factor (dB)	Result (dBuV/m)	Limit (dBuV/m)	Margin (dB)	Detector	Height (cm)	Degree (deg.)	Remark
1	2483.500	54.04	-7.37	46.67	74.00	-27.33	peak			
2	2483.500	42.87	-7.37	35.50	54.00	-18.50	AVG			

**Figure 68: Test figure of Radiated emissions in restricted bands, Mode A.3, Vertical, GFSK Modulation**



**ACCURATE TECHNOLOGY CO., LTD.**

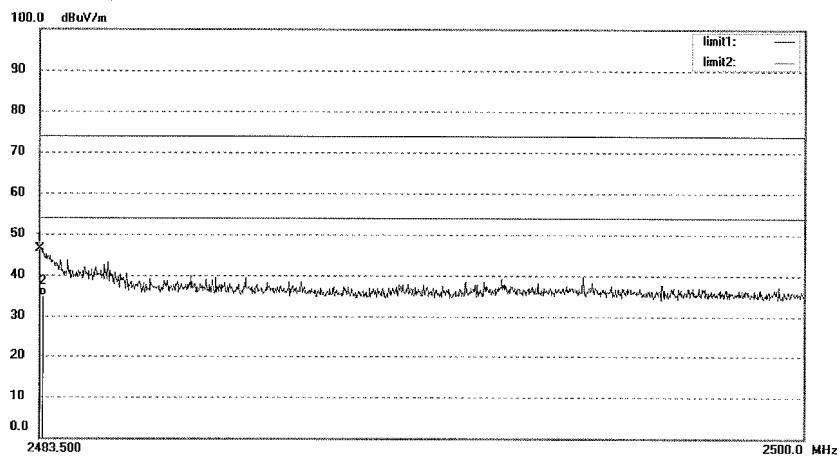
F1,Bldg,A,Changyuan New Material Port Keyuan Rd,  
 Science & Industry Park,Nanshan Shenzhen,P.R.China

Site: 2# Chamber

Tel:+86-0755-26503290  
 Fax:+86-0755-26503396

Job No.: PYH #722	Polarization: Vertical
Standard: FCC Part 15 Band Edge (2.4G)	Power Source: AC 120V/60Hz
Test item: Radiation Test	Date: 13/02/01/
Temp.( C)/Hum.(%) 26 C / 55 %	Time: 1/33/17
EUT: Bluetooth CD Boombox	Engineer Signature: PEI
Mode: TX 2480MHz	Distance: 3m
Model: NS-BBTCD01	
Manufacturer: Musical	

Note: BDR



No.	Freq. (MHz)	Reading (dBuV/m)	Factor (dB)	Result (dBuV/m)	Limit (dBuV/m)	Margin (dB)	Detector	Height (cm)	Degree (deg.)	Remark
1	2483.500	53.85	-7.37	46.48	74.00	-27.52	peak			
2	2483.500	42.27	-7.37	34.90	54.00	-19.10	AVG			



**Figure 69: Test figure of Radiated emissions in restricted bands, Mode A.1, Horizontal, 8DPSK Modulation**

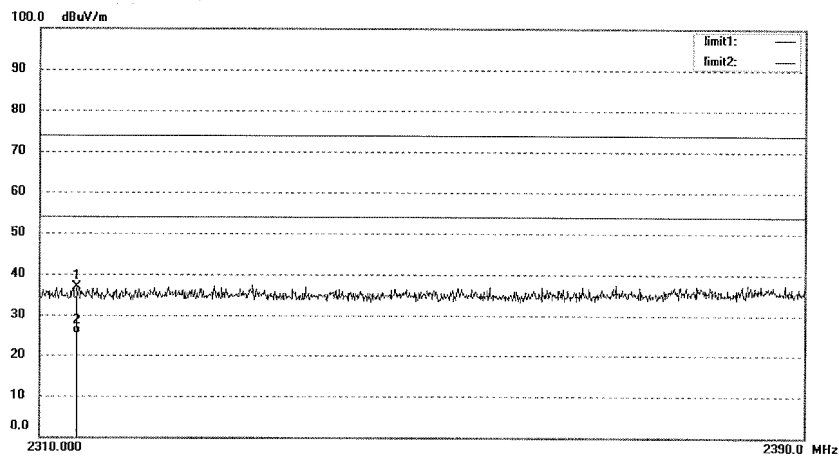


**ACCURATE TECHNOLOGY CO., LTD.**  
 F1,Bldg,A,Changyuan New Material Port Keyuan Rd,  
 Science & Industry Park,Nanshan Shenzhen,P.R.China

Site: 2# Chamber  
 Tel:+86-0755-26503290  
 Fax:+86-0755-26503396

Job No.: PYH #726	Polarization: Horizontal
Standard: FCC Part 15 Band Edge (2.4G)	Power Source: AC 120V/60Hz
Test item: Radiation Test	Date: 13/02/01/
Temp.( C)/Hum.(%) 26 C / 55 %	Time: 8/14/42
EUT: Bluetooth CD Boombox	Engineer Signature: PEI
Mode: TX 2402MHz	Distance: 3m
Model: NS-BBTCD01	
Manufacturer: Musical	

Note: EDR



No.	Freq. (MHz)	Reading (dBuV/m)	Factor (dB)	Result (dBuV/m)	Limit (dBuV/m)	Margin (dB)	Detector	Height (cm)	Degree (deg.)	Remark
1	2313.865	44.61	-7.81	36.80	74.00	-37.20	peak			
2	2313.865	33.01	-7.81	25.20	54.00	-28.80	AVG			

**Figure 70: Test figure of Radiated emissions in restricted bands, Mode A.1, Vertical, 8DP SK Modulation**



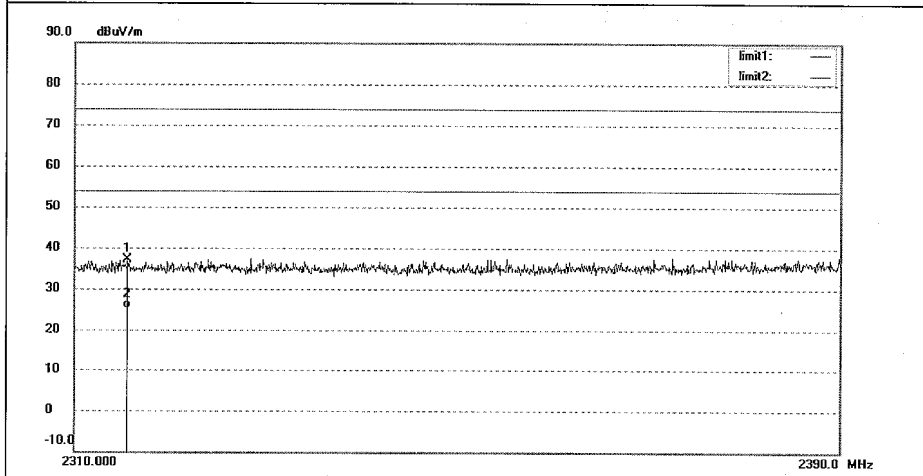
**ACCURATE TECHNOLOGY CO., LTD.**  
 F1,Bldg,A,Changyuan New Material Port Keyuan Rd,  
 Science & Industry Park,Nanshan Shenzhen,P.R.China

Site: 2# Chamber  
 Tel:+86-0755-26503290  
 Fax:+86-0755-26503396

Job No.: PYH #727  
 Standard: FCC Part 15 Band Edge (2.4G)  
 Test item: Radiation Test  
 Temp.( C)/Hum.(%) 26 C / 55 %  
 EUT: Bluetooth CD Boombox  
 Mode: TX 2402MHz  
 Model: NS-BBTCD01  
 Manufacturer: Musical

Polarization: Vertical  
 Power Source: AC 120V/60Hz  
 Date: 13/02/01/  
 Time: 8/25/16  
 Engineer Signature: PEI  
 Distance: 3m.

Note: EDR



No.	Freq. (MHz)	Reading (dBuV/m)	Factor (dB)	Result (dBuV/m)	Limit (dBuV/m)	Margin (dB)	Detector	Height (cm)	Degree (deg.)	Remark
1	2315.444	45.01	-7.81	37.20	74.00	-36.80	peak			
2	2315.444	32.91	-7.81	25.10	54.00	-28.90	AVG			

**Figure 71: Test figure of Radiated emissions in restricted bands, Mode A.3, Horizontal, 8DPSK Modulation**



**ACCURATE TECHNOLOGY CO., LTD.**

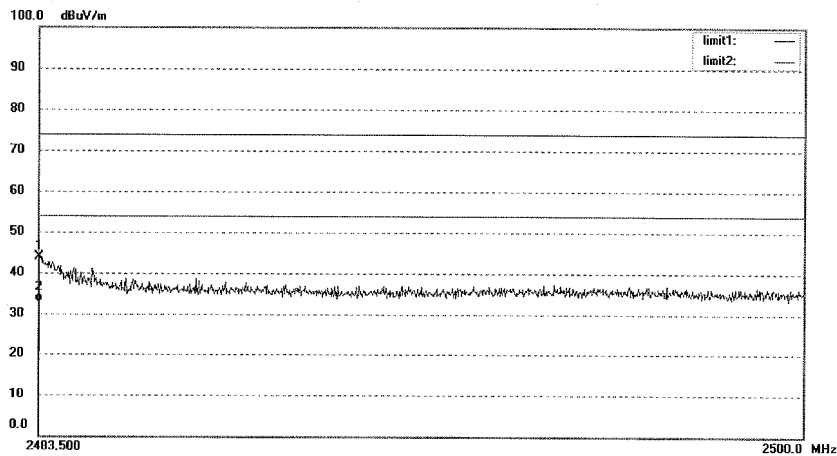
F1,Bldg.A,Changyuan New Material Port Keyuan Rd,  
 Science & Industry Park,Nanshan Shenzhen,P.R.China

Site: 2# Chamber

Tel:+86-0755-26503290  
 Fax:+86-0755-26503396

Job No.: PYH #733	Polarization: Horizontal
Standard: FCC Part 15 Band Edge (2.4G)	Power Source: AC 120V/60Hz
Test item: Radiation Test	Date: 13/02/01/
Temp.( C)/Hum.(%) 26 C / 55 %	Time: 9/27/30
EUT: Bluetooth CD Boombox	Engineer Signature: PEI
Mode: TX 2480MHz	Distance: 3m
Model: NS-BBTCD01	
Manufacturer: Musical	

Note: EDR



No.	Freq. (MHz)	Reading (dBuV/m)	Factor (dB)	Result (dBuV/m)	Limit (dBuV/m)	Margin (dB)	Detector	Height (cm)	Degree (deg.)	Remark
1	2483.500	51.36	-7.37	43.99	74.00	-30.01	peak			
2	2483.500	40.37	-7.37	33.00	54.00	-21.00	AVG			

**Figure 72: Test figure of Radiated emissions in restricted bands, Mode A.3, Vertical, 8DPSK Modulation**



**ACCURATE TECHNOLOGY CO., LTD.**

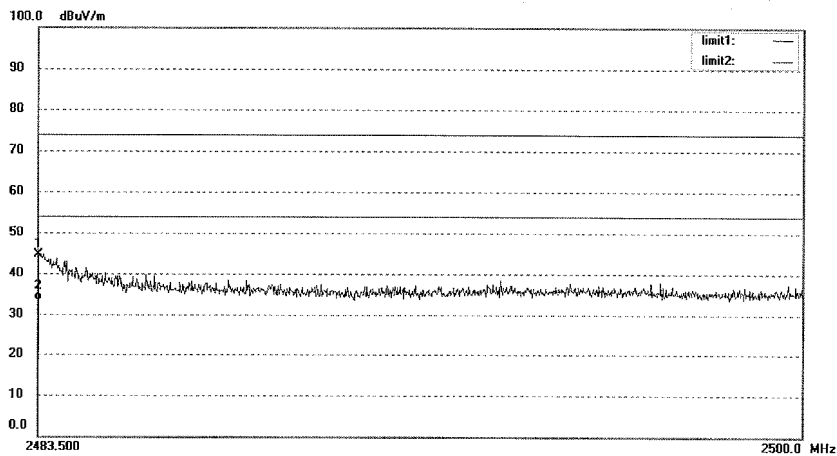
F1,Bldg,A,Changyuan New Material Port Keyuan Rd,  
 Science & Industry Park,Nanshan Shenzhen,P.R.China

Site: 2# Chamber

Tel:+86-0755-26503290  
 Fax:+86-0755-26503396

Job No.: PYH #732	Polarization: Vertical
Standard: FCC Part 15 Band Edge (2.4G)	Power Source: AC 120V/60Hz
Test item: Radiation Test	Date: 13/02/01/
Temp.( C)/Hum.(%) 26 C / 55 %	Time: 9/19/29
EUT: Bluetooth CD Boombox	Engineer Signature: PEI
Mode: TX 2480MHz	Distance: 3m
Model: NS-BBTCD01	
Manufacturer: Musical	

Note: EDR



No.	Freq. (MHz)	Reading (dBuV/m)	Factor (dB)	Result (dBuV/m)	Limit (dBuV/m)	Margin (dB)	Detector	Height (cm)	Degree (deg.)	Remark
1	2483.500	51.89	-7.37	44.52	74.00	-29.48	peak			
2	2483.500	40.87	-7.37	33.50	54.00	-20.50	AVG			

**Figure 73: Test figure of Conducted emissions, Mode C, line live**

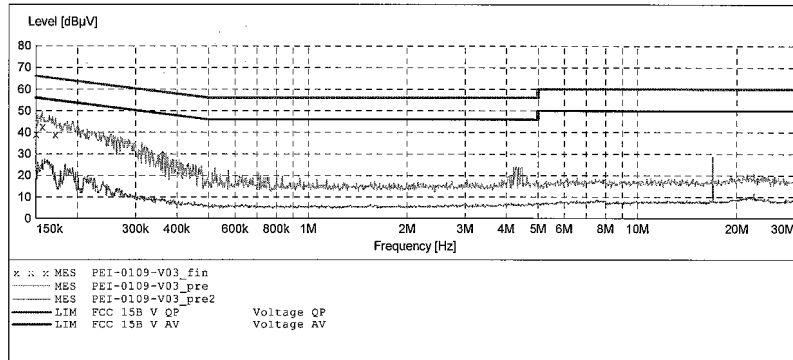
ACCURATE TECHNOLOGY CO., LTD

**CONDUCTED EMISSION STANDARD FCC PART 15 B**

EUT: Bluetooth CD Boombox M/N:NS-BBTCD01  
 Manufacturer: Musical  
 Operating Condition: CD Playing  
 Test Site: 1#Shielding Room  
 Operator: PEI  
 Test Specification: L 120V/60Hz  
 Comment: Mains port  
 Start of Test: 1/9/2013 / 3:04:47PM

**SCAN TABLE: "V 150K-30MHz fin"**

Short Description: SUB STD VTERM2 1.70  
 Start Stop Step Detector Meas. IF Transducer  
 Frequency Frequency Width Time Bandw.  
 150.0 kHz 30.0 MHz 0.8 % QuasiPeak 1.0 s 9 kHz NSLK8126 2008  
 Average



**MEASUREMENT RESULT: "PEI-0109-V03\_fin"**

1/9/2013 3:08PM

Frequency MHz	Level dBuV	Transd dB	Limit dBuV	Margin dB	Detector	Line	PE
0.150000	39.20	11.2	66	26.8	QP	L1	GND
0.156734	42.60	11.2	66	23.0	QP	L1	GND
0.171806	38.90	11.2	65	26.0	QP	L1	GND

**Figure 74: Test figure of Conducted emissions, Mode C, line neutral**

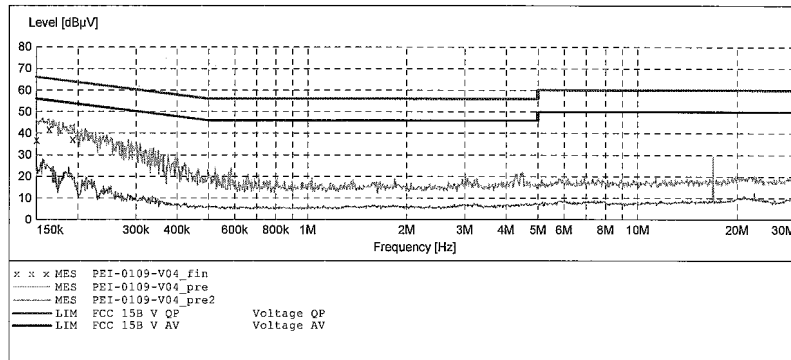
ACCURATE TECHNOLOGY CO., LTD

**CONDUCTED EMISSION STANDARD FCC PART 15 B**

EUT: Bluetooth CD Boombox M/N:NS-BBTCD01  
 Manufacturer: Musical  
 Operating Condition: CD Playing  
 Test Site: 1#Shielding Room  
 Operator: PEI  
 Test Specification: N 120V/60Hz  
 Comment: Mains port  
 Start of Test: 1/9/2013 / 3:08:54PM

**SCAN TABLE: "V 150K-30MHz fin"**

Start	Stop	Step	Detector	Meas. Time	IF Bandw.	Transducer
150.0 kHz	30.0 MHz	0.8 %	QuasiPeak 1.0 s	9 kHz	NSLK8126 2008	
Average						



**MEASUREMENT RESULT: "PEI-0109-V04\_fin"**

Frequency MHz	Level dBµV	Transd dB	Limit dBµV	Margin dB	Detector	Line	PE
0.150000	36.70	11.2	66	29.3	QP	N	GND
0.163769	42.10	11.2	65	23.2	QP	N	GND
0.192892	37.10	11.2	64	26.8	QP	N	GND

**Figure 75: Test figure of Conducted emissions, Mode D, line live**

ACCURATE TECHNOLOGY CO., LTD

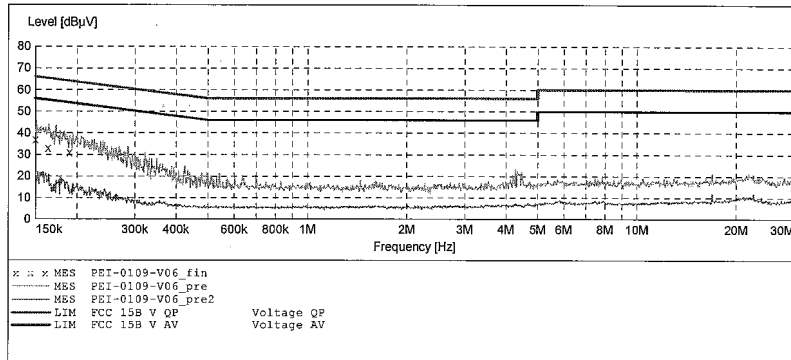
**CONDUCTED EMISSION STANDARD FCC PART 15 B**

EUT: Bluetooth CD Boombox M/N:NS-BBTCD01  
 Manufacturer: Musical  
 Operating Condition: Aux in  
 Test Site: 1#Shielding Room  
 Operator: PEI  
 Test Specification: L 120V/60Hz  
 Comment: Mains port  
 Start of Test: 1/9/2013 / 3:17:04PM

**SCAN TABLE: "V 150K-30MHz fin"**

Short Description: SUB STD VTERM2 1.70  

Start	Stop	Step	Detector	Meas.	IF	Transducer
Frequency	Frequency	Width		Time	Bandw.	
150.0 kHz	30.0 MHz	0.8 %	QuasiPeak	1.0 s	9 kHz	NSLR8126 2008
Average						



**MEASUREMENT RESULT: "PEI-0109-V06\_fin"**

1/9/2013 3:19PM

Frequency	Level	Transd	Limit	Margin	Detector	Line	PE
MHz	dBµV	dB	dBµV	dB			
0.150000	37.00	11.2	66	29.0	QP	L1	GND
0.163769	33.00	11.2	65	32.3	QP	L1	GND
0.189837	31.00	11.2	64	33.0	QP	L1	GND

Figure 76: Test figure of Conducted emissions, Mode D, line neutral

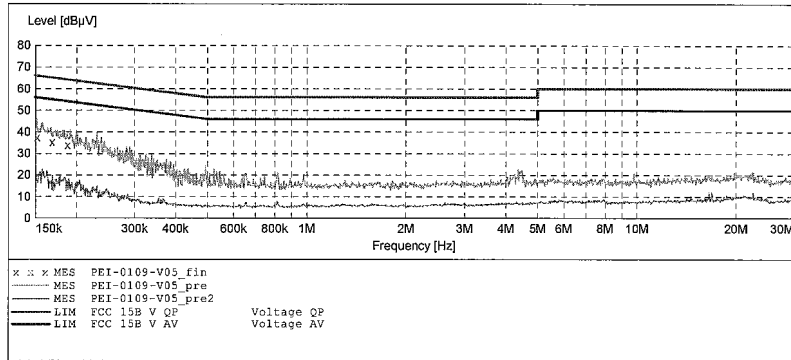
ACCURATE TECHNOLOGY CO., LTD

CONDUCTED EMISSION STANDARD FCC PART 15 B

EUT: Bluetooth CD Boombox M/N: NS-BBTCD01  
 Manufacturer: Musical  
 Operating Condition: Aux in  
 Test Site: 1#Shielding Room  
 Operator: PEI  
 Test Specification: N 120V/60Hz  
 Comment: Mains port  
 Start of Test: 1/9/2013 / 3:13:06PM

SCAN TABLE: "V 150K-30MHz fin"

Short Description: SUB STD VTERM2 1.70  
 Start Stop Step Detector Meas. IF Transducer  
 Frequency Frequency Width Time Bandw.  
 150.0 kHz 30.0 MHz 0.8 % QuasiPeak 1.0 s 9 kHz NSLK8126 2008  
 Average



MEASUREMENT RESULT: "PEI-0109-V05\_fin"

1/9/2013 3:15PM

Frequency MHz	Level dBµV	Transd dB	Limit dBµV	Margin dB	Detector	Line	PE
0.151807	37.50	11.2	66	28.4	QP	N	GND
0.168410	35.20	11.2	65	29.8	QP	N	GND
0.187577	33.90	11.2	64	30.2	QP	N	GND



**Figure 77: Test figure of Conducted emissions, Mode E, line live**

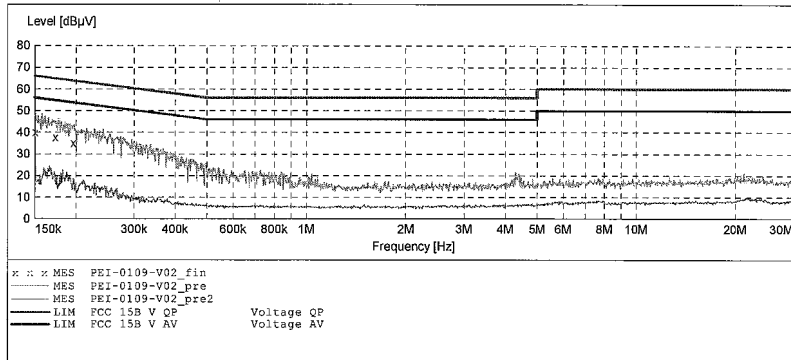
ACCURATE TECHNOLOGY CO., LTD

**CONDUCTED EMISSION STANDARD FCC PART 15 B**

EUT: Bluetooth CD Boombox M/N: NS-BBTCD01  
 Manufacturer: Musical  
 Operating Condition: Radio FM  
 Test Site: 1#Shielding Room  
 Operator: PEI  
 Test Specification: L 120V/60Hz  
 Comment: Mains port  
 Start of Test: 1/9/2013 / 3:00:44PM

**SCAN TABLE: "V 150K-30MHz fin"**

Short Description: SUB STD VTERM2 1.70  
 Start Stop Step Detector Meas. IF Transducer  
 Frequency Frequency Width Time Bandw.  
 150.0 kHz 30.0 MHz 0.8 % QuasiPeak 1.0 s 9 kHz NSLK8126 2008  
 Average



**MEASUREMENT RESULT: "PEI-0109-V02\_fin"**

1/9/2013 3:03PM

Frequency MHz	Level dBµV	Transd dB	Limit dBµV	Margin dB	Detector	Line	PE
0.150600	40.00	11.2	66	26.0	QP	L1	GND
0.173183	37.60	11.2	65	27.2	QP	L1	GND
0.196781	35.10	11.2	64	28.6	QP	L1	GND

**Figure 78: Test figure of Conducted emissions, Mode E, line neutral**

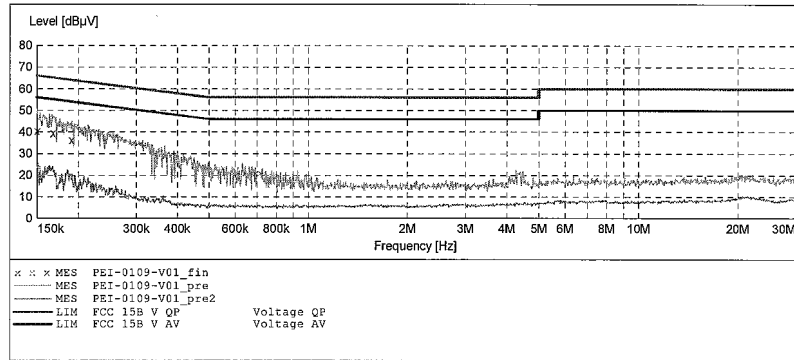
ACCURATE TECHNOLOGY CO., LTD

**CONDUCTED EMISSION STANDARD FCC PART 15 B**

EUT: Bluetooth CD Boombox M/N:NS-BBTCD01  
 Manufacturer: Musical  
 Operating Condition: Radio FM  
 Test Site: 1#Shielding Room  
 Operator: PEI  
 Test Specification: N 120V/60Hz  
 Comment: Mains port  
 Start of Test: 1/9/2013 / 2:57:44PM

**SCAN TABLE: "V 150K-30MHz fin"**

Short Description: SUB STD VTERM2 1.70  
 Start Stop Step Detector Meas. IF Transducer  
 Frequency Frequency Width Time Bandw.  
 150.0 kHz 30.0 MHz 0.8 % QuasiPeak 1.0 s 9 kHz NSLK8126 2008  
 Average



**MEASUREMENT RESULT: "PEI-0109-V01\_fin"**

1/9/2013 2:59PM

Frequency MHz	Level dBµV	Transd dB	Limit dBµV	Margin dB	Detector	Line	PE
0.150000	40.40	11.2	66	25.6	QP	N	GND
0.167739	39.30	11.2	65	25.8	QP	N	GND
0.190596	36.30	11.2	64	27.7	QP	N	GND

**Figure 79: Test figure of Radiated emissions, Mode C, Below 1GHz, Horizontal**



**ACCURATE TECHNOLOGY CO., LTD.**

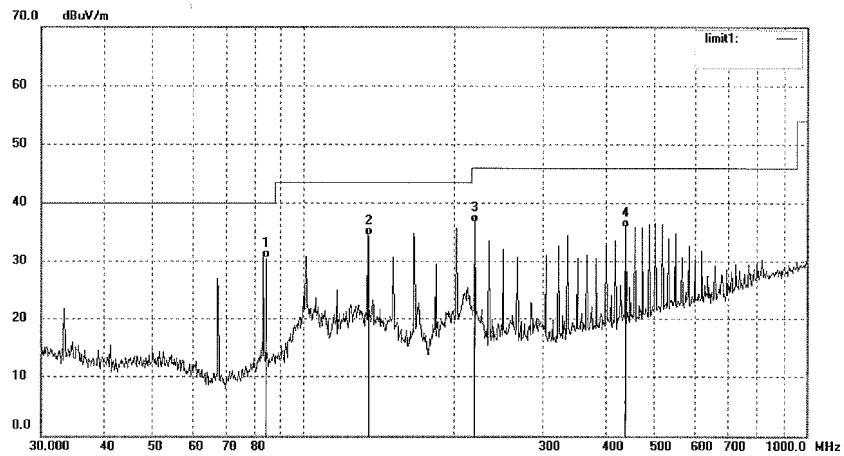
F1,Bldg,A,Changyuan New Material Port Keyuan Rd,  
 Science & Industry Park,Nanshan Shenzhen,P.R.China

Site: 2# Chamber

Tel:+86-0755-26503290  
 Fax:+86-0755-26503396

Job No.: PYH #876	Polarization: Horizontal
Standard: FCC Class B 3M Radiated	Power Source: AC 120V/60Hz
Test item: Radiation Test	Date: 2013/02/07
Temp.( C)/Hum.(%) 26 C / 55 %	Time: 14:30:29
EUT: Bluetooth CD Boombox	Engineer Signature: PEI
Mode: CD Playing	Distance: 3m
Model: NS-BBTCD01	
Manufacturer: Musical	

Note:



No.	Freq. (MHz)	Reading (dBuV/m)	Factor (dB)	Result (dBuV/m)	Limit (dBuV/m)	Margin (dB)	Detector	Height (cm)	Degree (deg.)	Remark
1	84.6788	17.03	13.49	30.52	40.00	-9.48	QP			
2	135.4876	21.87	12.56	34.43	43.50	-9.07	QP			
3	220.1659	22.00	14.69	36.69	46.00	-9.31	QP			
4	440.3444	15.38	20.38	35.76	46.00	-10.24	QP			

**Figure 80: Test figure of Radiated emissions, Mode C, Below 1GHz, Vertical**



**ACCURATE TECHNOLOGY CO., LTD.**

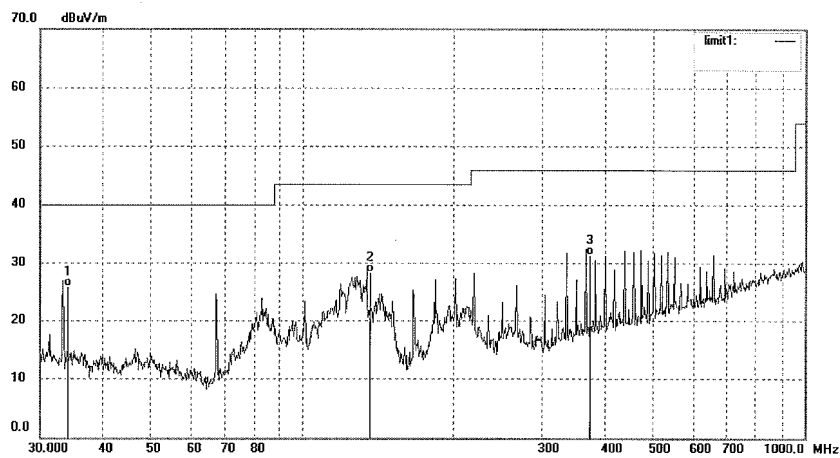
F1,Bldg,A,Changyuan New Material Port Keyuan Rd,  
Science & Industry Park,Nanshan Shenzhen,P.R.China

Site: 2# Chamber

Tel:+86-0755-26503290  
Fax:+86-0755-26503396

Job No.: PYH #875	Polarization: Vertical
Standard: FCC Class B 3M Radiated	Power Source: AC 120V/60Hz
Test item: Radiation Test	Date: 2013/02/07
Temp.( C)/Hum.(%) 26 C / 55 %	Time: 14:19:43
EUT: Bluetooth CD Boombox	Engineer Signature: PEI
Mode: CD Playing	Distance: 3m
Model: NS-BBTCD01	
Manufacturer: Musical	

Note:



No.	Freq. (MHz)	Reading (dBuV/m)	Factor (dB)	Result (dBuV/m)	Limit (dBuV/m)	Margin (dB)	Detector	Height (cm)	Degree (deg.)	Remark
1	33.8700	10.25	15.80	26.05	40.00	-13.95	QP			
2	135.4904	15.80	12.56	28.36	43.50	-15.14	QP			
3	372.5999	12.69	18.70	31.39	46.00	-14.61	QP			

**Figure 81: Test figure of Radiated emissions, Mode C, Above 1GHz, Horizontal**



**ACCURATE TECHNOLOGY CO., LTD.**

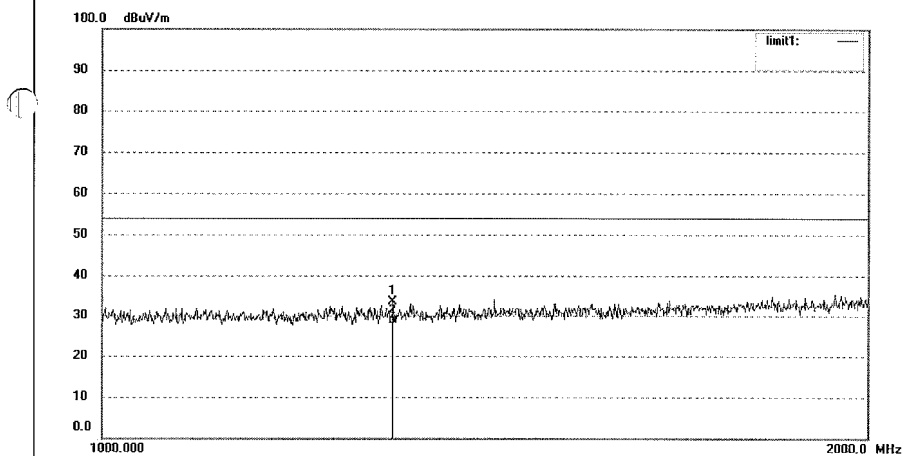
F1,Bldg,A,Changyuan New Material Port Keyuan Rd,  
Science & Industry Park,Nanshan Shenzhen,P.R.China

Site: 2# Chamber

Tel:+86-0755-26503290  
Fax:+86-0755-26503396

Job No.: PYH #1053	Polarization: Horizontal
Standard: FCC Class B 3M Radiated	Power Source: AC 120V/60Hz
Test item: Radiation Test	Date: 13/02/21/
Temp.( C)/Hum.(%) 26 C / 55 %	Time: 8/35/30
EUT: Bluetooth CD Boombox	Engineer Signature: PEI
Mode: CD Playing	Distance: 3m
Model: NS-BBTCD01	
Manufacturer: Musical	

Note:



No.	Freq. (MHz)	Reading (dBuV/m)	Factor (dB)	Result (dBuV/m)	Limit (dBuV/m)	Margin (dB)	Detector	Height (cm)	Degree (deg.)	Remark
1	1301.125	45.92	-12.20	33.72	74.00	-40.28	peak			
2	1301.125	40.17	-12.20	27.97	54.00	-26.03	AVG			

**Figure 82: Test figure of Radiated emissions, Mode C, Above 1GHz, Vertical**



**ACCURATE TECHNOLOGY CO., LTD.**

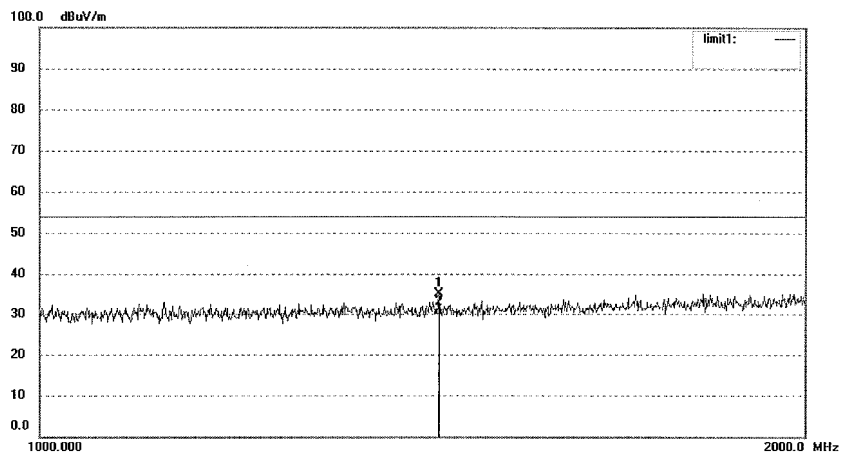
F1,Bldg,A,Changyuan New Material Port Keyuan Rd,  
 Science & Industry Park,Nanshan Shenzhen,P.R.China

Site: 2# Chamber

Tel:+86-0755-26503290  
 Fax:+86-0755-26503396

Job No.: PYH #1052	Polarization: Vertical
Standard: FCC Class B 3M Radiated	Power Source: AC 120V/60Hz
Test item: Radiation Test	Date: 13/02/21/
Temp.( C)/Hum.(%) 26 C / 55 %	Time: 8/26/52
EUT: Bluetooth CD Boombox	Engineer Signature: PEI
Mode: CD Playing	Distance: 3m
Model: NS-BBTC01	
Manufacturer: Musical	

Note:



No.	Freq. (MHz)	Reading (dBuV/m)	Factor (dB)	Result (dBuV/m)	Limit (dBuV/m)	Margin (dB)	Detector	Height (cm)	Degree (deg.)	Remark
1	1435.988	46.75	-11.66	35.09	74.00	-38.91	peak			
2	1435.988	41.37	-11.66	29.71	54.00	-24.29	AVG			

**Figure 83: Test figure of Radiated emissions, Mode D, Below 1GHz, Horizontal**



**ACCURATE TECHNOLOGY CO., LTD.**

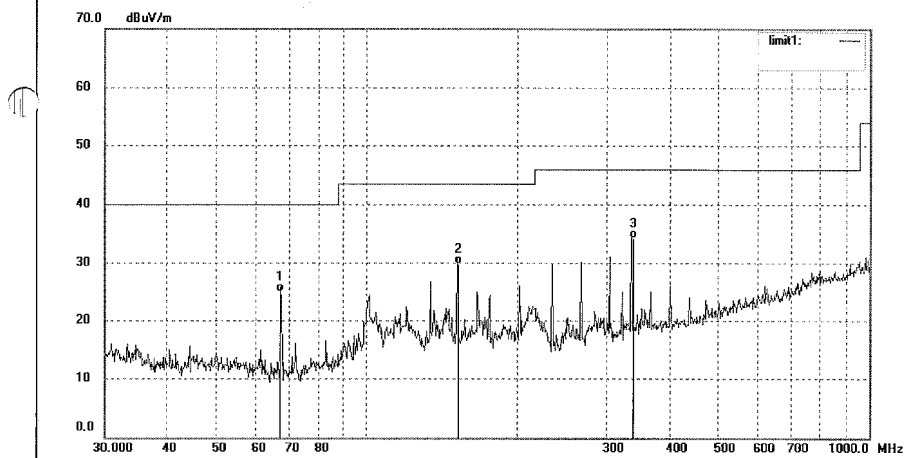
F1,Bldg,A,Changyuan New Material Port Keyuan Rd,  
 Science & Industry Park,Nanshan Shenzhen,P.R.China

Site: 2# Chamber

Tel:+86-0755-26503290  
 Fax:+86-0755-26503396

Job No.: PYH #877	Polarization: Horizontal
Standard: FCC Class B 3M Radiated	Power Source: AC 120V/60Hz
Test item: Radiation Test	Date: 2013/02/07
Temp.( C)/Hum.(%) 26 C / 55 %	Time: 13:39:43
EUT: Bluetooth CD Boombox	Engineer Signature: PEI
Mode: Aux in	Distance: 3m
Model: NS-BBTCD01	
Manufacturer: Musical	

Note:



No.	Freq. (MHz)	Reading (dBuV/m)	Factor (dB)	Result (dBuV/m)	Limit (dBuV/m)	Margin (dB)	Detector	Height (cm)	Degree (deg.)	Remark
1	67.7374	13.96	11.07	25.03	40.00	-14.97	QP			
2	152.9868	18.25	11.55	29.80	43.50	-13.70	QP			
3	338.7226	16.21	17.99	34.20	46.00	-11.80	QP			

**Figure 84: Test figure of Radiated emissions, Mode D, Below 1GHz, Vertical**



**ACCURATE TECHNOLOGY CO., LTD.**

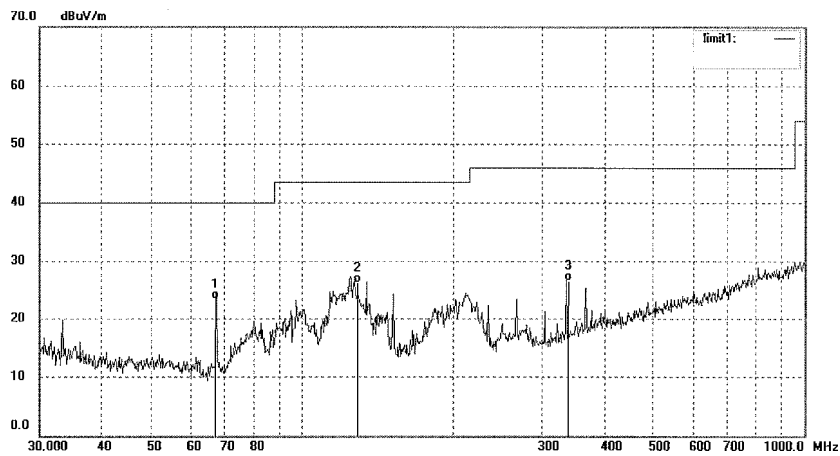
F1,Bldg,A,Changyuan New Material Port Keyuan Rd,  
 Science & Industry Park,Nanshan Shenzhen,P.R.China

Site: 2# Chamber

Tel:+86-0755-26503290  
 Fax:+86-0755-26503396

Job No.: PYH #878	Polarization: Vertical
Standard: FCC Class B 3M Radiated	Power Source: AC 120V/60Hz
Test item: Radiation Test	Date: 2013/02/07
Temp.( C)/Hum.(%) 26 C / 55 %	Time: 13:50:01
EUT: Bluetooth CD Boombox	Engineer Signature: PEI
Mode: Aux in	Distance: 3m
Model: NS-BBTCD01	
Manufacturer: Musical	

Note:



No.	Freq. (MHz)	Reading (dBuV/m)	Factor (dB)	Result (dBuV/m)	Limit (dBuV/m)	Margin (dB)	Detector	Height (cm)	Degree (deg.)	Remark
1	67.7398	12.54	11.07	23.61	40.00	-16.39	QP			
2	128.7790	13.40	12.95	26.35	43.50	-17.15	QP			
3	338.7254	8.71	17.99	26.70	46.00	-19.30	QP			



**Figure 85: Test figure of Radiated emissions, Mode D, Above 1GHz, Horizontal**



**ACCURATE TECHNOLOGY CO., LTD.**

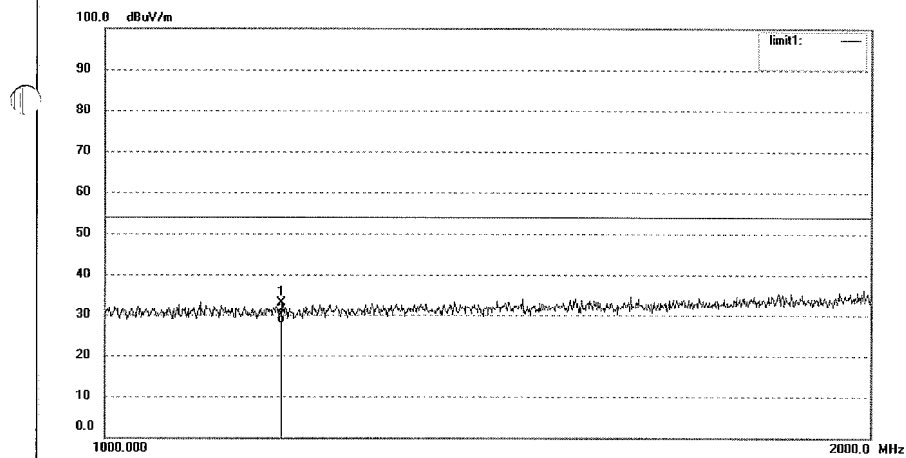
F1,Bldg,A,Changyuan New Material Port Keyuan Rd,  
Science & Industry Park,Nanshan Shenzhen,P.R.China

Site: 2# Chamber

Tel:+86-0755-26503290  
Fax:+86-0755-26503396

Job No.: PYH #1050	Polarization: Horizontal
Standard: FCC Class B 3M Radiated	Power Source: AC 120V/60Hz
Test item: Radiation Test	Date: 13/02/21/
Temp.( C)/Hum.(%) 26 C / 55 %	Time: 8/03/52
EUT: Bluetooth CD Boombox	Engineer Signature: PEI
Mode: Aux in	Distance: 3m
Model: NS-BBTCD01	
Manufacturer: Musical	

Note:



No.	Freq. (MHz)	Reading (dBuV/m)	Factor (dB)	Result (dBuV/m)	Limit (dBuV/m)	Margin (dB)	Detector	Height (cm)	Degree (deg.)	Remark
1	1173.210	45.63	-12.49	33.14	74.00	-40.86	peak			
2	1173.210	40.35	-12.49	27.86	54.00	-26.14	AVG			

**Figure 86: Test figure of Radiated emissions, Mode D, Above 1GHz, Vertical**



**ACCURATE TECHNOLOGY CO., LTD.**

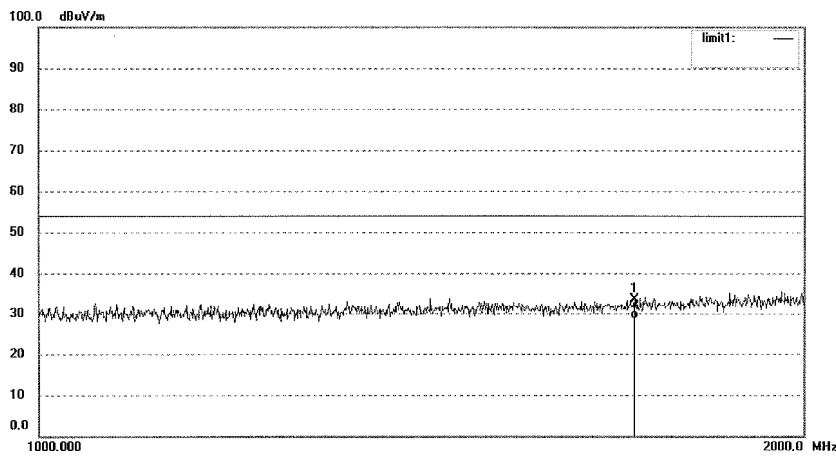
F1,Bldg,A,Changyuan New Material Port Keyuan Rd,  
 Science & Industry Park,Nanshan Shenzhen,P.R.China

Site: 2# Chamber

Tel:+86-0755-26503290  
 Fax:+86-0755-26503396

Job No.: PYH #1051	Polarization: Vertical
Standard: FCC Class B 3M Radiated	Power Source: AC 120V/60Hz
Test item: Radiation Test	Date: 13/02/21/
Temp.( C)/Hum.(%) 26 C / 55 %	Time: 8/15/25
EUT: Bluetooth CD Boombox	Engineer Signature: PEI
Mode: Aux in	Distance: 3m
Model: NS-BBTCD01	
Manufacturer: Musical	

Note:



No.	Freq. (MHz)	Reading (dBuV/m)	Factor (dB)	Result (dBuV/m)	Limit (dBuV/m)	Margin (dB)	Detector	Height (cm)	Degree (deg.)	Remark
1	1716.606	43.94	-10.32	33.62	74.00	-40.38	peak			
2	1716.606	38.84	-10.32	28.52	54.00	-25.48	AVG			

**Figure 87: Test figure of Radiated emissions, Mode E, Below 1GHz, Horizontal**



**ACCURATE TECHNOLOGY CO., LTD.**

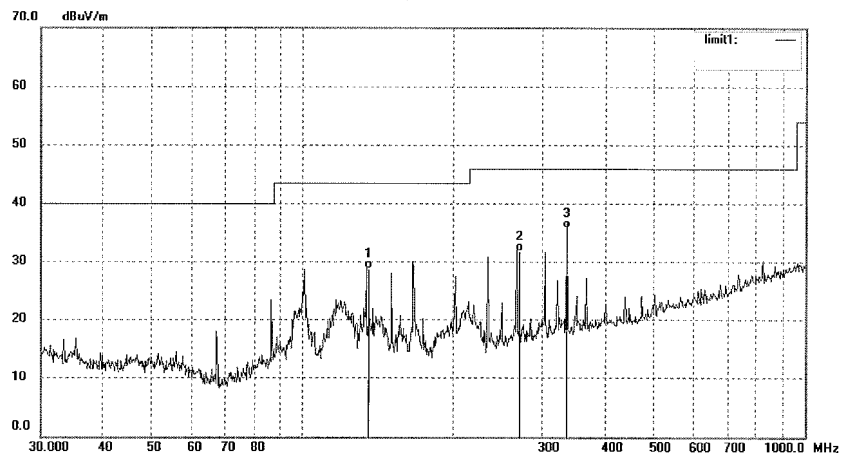
F1,Bldg,A,Changyuan New Material Port Keyuan Rd,  
 Science & Industry Park,Nanshan Shenzhen,P.R.China

Site: 2# Chamber

Tel:+86-0755-26503290  
 Fax:+86-0755-26503396

Job No.: PYH #880	Polarization: Horizontal
Standard: FCC Class B 3M Radiated	Power Source: AC 120V/60Hz
Test item: Radiation Test	Date: 2013/02/07
Temp.( C)/Hum.(%) 26 C / 55 %	Time: 14:10:05
EUT: Bluetooth CD Boombox	Engineer Signature: PEI
Mode: FM 88.1MHz	Distance: 3m
Model: NS-BBTCD01	
Manufacturer: Musical	

Note:



No.	Freq. (MHz)	Reading (dBuV/m)	Factor (dB)	Result (dBuV/m)	Limit (dBuV/m)	Margin (dB)	Detector	Height (cm)	Degree (deg.)	Remark
1	135.4900	16.29	12.56	28.85	43.50	-14.65	QP			
2	270.9764	15.79	16.03	31.82	46.00	-14.18	QP			
3	338.7258	17.74	17.99	35.73	46.00	-10.27	QP			

**Figure 88: Test figure of Radiated emissions, Mode E, Below 1GHz, Vertical**



**ACCURATE TECHNOLOGY CO., LTD.**

F1,Bldg,A,Changyuan New Material Port Keyuan Rd,  
 Science & Industry Park,Nanshan Shenzhen,P.R.China

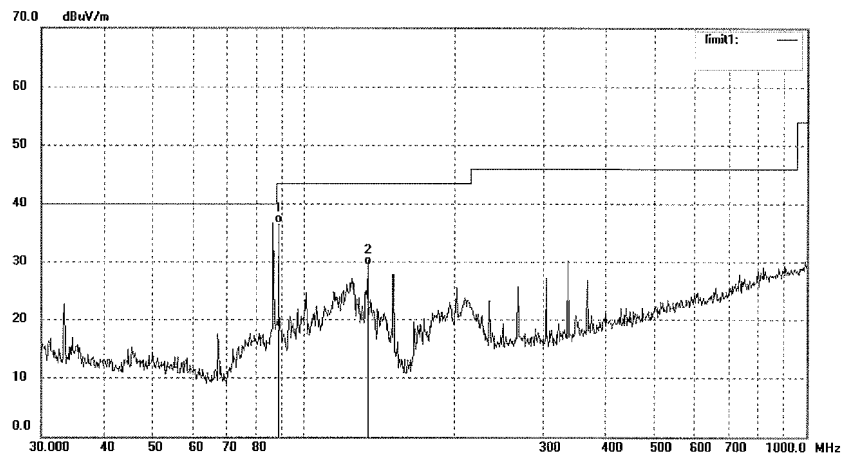
Site: 2# Chamber

Tel:+86-0755-26503290

Fax:+86-0755-26503396

Job No.: PYH #879	Polarization: Vertical
Standard: FCC Class B 3M Radiated	Power Source: AC 120V/60Hz
Test item: Radiation Test	Date: 2013/02/07
Temp.( C)/Hum.(%) 26 C / 55 %	Time: 14:01:43
EUT: Bluetooth CD Boombox	Engineer Signature: PEI
Mode: FM 88.1MHz	Distance: 3m
Model: NS-BBTCD01	
Manufacturer: Musical	

Note:



No.	Freq. (MHz)	Reading (dBuV/m)	Factor (dB)	Result (dBuV/m)	Limit (dBuV/m)	Margin (dB)	Detector	Height (cm)	Degree (deg.)	Remark
1	88.1000	22.96	13.75	36.71	43.50	-6.79	QP			
2	135.4910	16.88	12.56	29.44	43.50	-14.06	QP			

**Figure 89: Test figure of Radiated emissions, Mode E, Above 1GHz, Horizontal**



**ACCURATE TECHNOLOGY CO., LTD.**

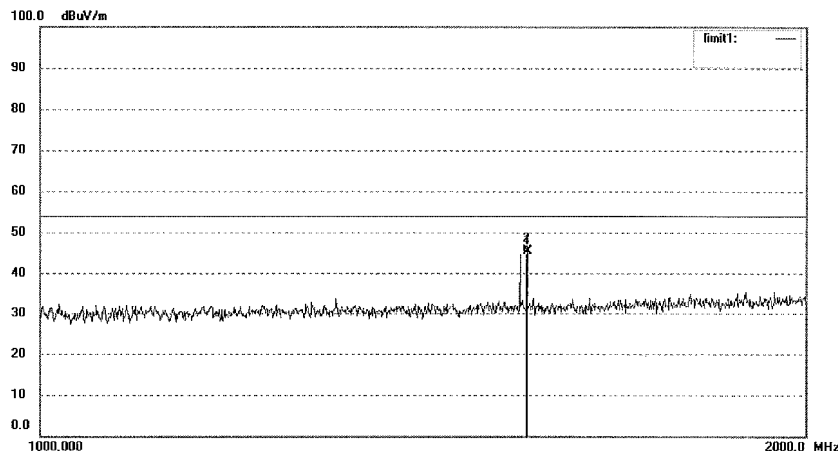
F1,Bldg,A,Changyuan New Material Port Keyuan Rd,  
 Science & Industry Park,Nanshan Shenzhen,P.R.China

Site: 2# Chamber

Tel:+86-0755-26503290  
 Fax:+86-0755-26503396

Job No.: PYH #1054	Polarization: Horizontal
Standard: FCC Class B 3M Radiated	Power Source: AC 120V/60Hz
Test item: Radiation Test	Date: 13/02/21/
Temp.( C)/Hum.(%) 26 C / 55 %	Time: 8/45/58
EUT: Bluetooth CD Boombox	Engineer Signature: PEI
Mode: FM 88.1MHz	Distance: 3m
Model: NS-BBTCD01	
Manufacturer: Musical	

Note:



No.	Freq. (MHz)	Reading (dBuV/m)	Factor (dB)	Result (dBuV/m)	Limit (dBuV/m)	Margin (dB)	Detector	Height (cm)	Degree (deg.)	Remark
1	1556.620	56.48	-11.00	45.48	74.00	-28.52	peak			
2	1556.620	55.88	-11.00	44.88	54.00	-9.12	AVG			

**Figure 90: Test figure of Radiated emissions, Mode E, Above 1GHz, Vertical**



**ACCURATE TECHNOLOGY CO., LTD.**

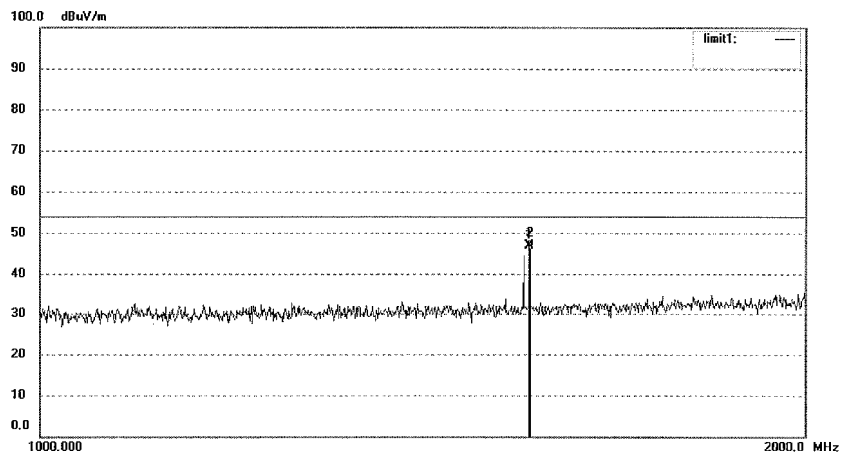
F1,Bldg,A,Changyuan-New Material Port Keyuan Rd,  
 Science & Industry Park,Nanshan Shenzhen,P.R.China

Site: 2# Chamber

Tel:+86-0755-26503290  
 Fax:+86-0755-26503396

Job No.: PYH #1055	Polarization: Vertical
Standard: FCC Class B 3M Radiated	Power Source: AC 120V/60Hz
Test item: Radiation Test	Date: 13/02/21/
Temp.( C)/Hum.(%) 26 C / 55 %	Time: 8/54/25
EUT: Bluetooth CD Boombox	Engineer Signature: PEI
Mode: FM 88.1MHz	Distance: 3m
Model: NS-BBTCD01	
Manufacturer: Musical	

Note:



No.	Freq. (MHz)	Reading (dBuV/m)	Factor (dB)	Result (dBuV/m)	Limit (dBuV/m)	Margin (dB)	Detector	Height (cm)	Degree (deg.)	Remark
1	1556.621	57.78	-11.00	46.78	74.00	-27.22	peak			
2	1556.621	57.48	-11.00	46.48	54.00	-7.52	AVG			