

APPENDIX 1: Photographs of test setup

Conducted Emission



Photo 1



Photo 2

Radiated Spurious Emission




Photo 1




Photo 2


Worst Case Position

Below 1GHz: Horizontal: X-axis/ Vertical: X-axis
Above 1GHz: Horizontal: X-axis/ Vertical: Z-axis

X-axis



Y-axis



Z-axis

