



APPENDIX 1: Photographs of test setup

Conducted Emission
Front




Side




Spurious Emission (Radiated)

Front



Rear




Worst Case Position (Horizontal: Z-axis/ Vertical:X-axis)

X-axis



Y-axis



Z-axis

