

# User manual

## STEREO HEADPHONES

### SE-E6BT



Bluetooth solution: WT200

Bluetooth version: V4.2

Bluetooth profiles: A2DP,AVRCP,HFP

CODEC: SBC

Speaker : 8mm

Operation distance: 10 meter

Battery: 80mAh VDL41030(400929)

Charging time: about 1.5 hours

Music playing time: 6.5 hours

Phone call time: 6.5 hours

Temperature : 5~40 °C

=====

1.Indicator

2 Volume+ / next chart

3. Volume - /previous chart
4. ON/OFF /play/pause
5. Usb 5 V Output

#### **Feature:**


- Enjoy music through Bluetooth
- Phone call with BT function
- Remote control music
- High sensitivity,omni bearing microphone design
- Apply for devices:with all BT mobile phone,iphone,Laptop Etc.

Pairing:red&blue light blinking


Pairing successful:blue light slow blink

Charging: red light on, full charge LED light off .


#### **一. BT earphone pairing**

- 1.press and hold (  ) 5s open Pioneer SE-E6BT,Lasting to red &blue light blinking,into paring mode  
( noted :Paring need to finish in 5 minutes,after 5 minutes earphone will shut off automatic )
- 2.Open the phone or Bluetooth device ,”Bluetooth search”or “add new equipment” search Bluetooth headset Pioneer SE-E6BT “
- 3.Click on the device name connection, the connection has a successful connection tone and blue light flashing. This means that the connection is successful.

#### **二. Answer phone call**

incoming call tone or ring tones, short press (  ), you can answer the call.Or use your phone to answer a call.


#### **三.Reject phone call**

Short press (  ) or use the phone to stop the call .

#### **四. .Last number redial**

Double click (  ) to redial last number

#### **五. Music playing**

Short press “  ” paly /pause,long press +to next chart,short press + volume UP;long press -to previous chart, short press - ,volume down .

## FCC Statement

This device complies with part 15 of the FCC rules. Operation is subject to the following two conditions: (1) this device may not cause harmful interference, and (2) this device must accept any interference received, including interference that may cause undesired operation.

Changes or modifications not expressly approved by the party responsible for compliance could void the user's authority to operate the equipment.

NOTE: This equipment has been tested and found to comply with the limits for a Class B digital device, pursuant to part 15 of the FCC Rules. These limits are designed to provide reasonable protection against harmful interference in a residential installation. This equipment generates uses and can radiate radio frequency energy and, if not installed and used in accordance with the instructions, may cause harmful interference to radio communications. However, there is no guarantee that interference will not occur in a particular installation. If this equipment does cause harmful interference to radio or television reception, which can be determined by turning the equipment off and on, the user is encouraged to try to correct the interference by one or more of the following measures:

- Reorient or relocate the receiving antenna.
- Increase the separation between the equipment and receiver.
- Connect the equipment into an outlet on a circuit different from that to which the receiver is connected.
- Consult the dealer or an experienced radio/TV technician for help.

The device has been evaluated to meet general RF exposure requirement. The device can be used in portable exposure condition without restriction.

### ISED Statement

- English: This device complies with Industry Canada license - exempt RSS standard(s). Operation is subject to the following two conditions: (1) This device may not cause interference, and (2) This device must accept any interference, including interference that may cause undesired operation of the device. The digital apparatus complies with Canadian CAN ICES - 3 (B)/NMB - 3(B).

- French: Le présent appareil est conforme aux CNR d'Industrie Canada applicables aux appareils radio exempts de licence. L'exploitation est autorisée aux deux conditions suivantes: (1) l'appareil ne doit pas produire de brouillage, et (2) l'utilisateur de l'appareil doit accepter tout brouillage radioélectrique subi, même si le brouillage est susceptible d'en compromettre le fonctionnement. Cet appareil numérique de la classe B est conforme à la norme NMB-003 du Canada.

### Radiation Exposure Statement

This equipment complies with Canada radiation exposure limits set forth for an uncontrolled environment.

### Déclaration d'exposition aux radiations

Cet équipement est conforme Canada limites d'exposition aux radiations dans un environnement non contrôlé.