

APPENDIX 3: Photographs of test setup

Conducted Emission




Photo 1




Photo 2

Radiated Spurious Emission




Photo 1




Photo 2

Worst Case Position
Below 1GHz (Horizontal:X-axis / Vertical:X-axis)
Above 1GHz (Horizontal: X-axis / Vertical:Z-axis)


X-axis



Y-axis



Z-axis



End of Report