



## Shenzhen Huaxia Testing Technology Co., Ltd

1F., Block A of Tongsheng Technology Building, Huahui Road, Dalang Street, Longhua District, Shenzhen, China




Telephone: +86-755-26648640  
Fax: +86-755-26648637  
Website: [www.cqa-cert.com](http://www.cqa-cert.com)

Report Template Version: V04  
Report Template Revision Date: 2018-07-06

# RF Exposure Evaluation Report

**Report No. :** CQASZ20190700528E-02  
**Applicant:** iLUV Creative Technology  
**Address of Applicant:** 2 Harbor Park Drive, Port Washington, NY11050 , USA  
**Equipment Under Test (EUT):**  
**Product:** Airfree  
**All Model No.:** i222BT, i222BTXX (XX= color code, example:WH =White)  
**Test Model No.:** i222BTWH  
**Brand Name:** iLUV  
**FCC ID:** ATL- I222BT  
**Standards:** 47 CFR Part 1.1307  
47 CFR Part 2.1093  
KDB447498D01 General RF Exposure Guidance v06  
**Date of Receipt:** 2019-07-02  
**Date of Test:** 2019-07-02 to 2019-07-05  
**Date of Issue:** 2019-07-05  
**Test Result :** **PASS\***

**\*In the configuration tested, the EUT complied with the standards specified above**

**Tested By:**   
\_\_\_\_\_  
(Tom chen)  
**Reviewed By:**   
\_\_\_\_\_  
(Aaron Ma)  
**Approved By:**   
\_\_\_\_\_  
( Jack Ai)



\* In the configuration tested, the EUT complied with the standards specified above.

The test report is effective only with both signature and specialized stamp, The result(s) shown in this report refer only to the sample(s) tested. Without written approval of CQA, this report can't be reproduced except in full.

## 1 Version

### Revision History Of Report

Report No.	Version	Description	Issue Date
CQASZ20190700528E-02	Rev.01	Initial report	2019-07-05

## 2 Contents

	Page
1 VERSION .....	2
2 CONTENTS .....	3
3 GENERAL INFORMATION .....	4
3.1 CLIENT INFORMATION.....	4
3.2 GENERAL DESCRIPTION OF EUT .....	4
4 SAR EVALUATION .....	5
4.1 RF EXPOSURE COMPLIANCE REQUIREMENT .....	5
4.1.1 <i>Standard Requirement</i> .....	5
4.1.2 <i>Limits</i> .....	5
4.1.3 <i>EUT RF Exposure</i> .....	6

### 3 General Information

#### 3.1 Client Information

Applicant:	iLUV Creative Technology
Address of Applicant:	2 Harbor Park Drive, Port Washington, NY11050 , USA
Manufacturer:	Shenzhen Junlan Electronic Ltd
Address of Manufacturer:	No.277 PingKui Road, Shijing Community, Pingshan Street,Pingshan New District, Shenzhen, China.

#### 3.2 General Description of EUT

Product Name:	Airfree
All Model No.:	i222BT, i222BTXX (XX= color code, example:WH =White)
Test Model No.:	i222BTWH
Trade Mark:	iLUV
Hardware Version:	V1.0
Software Version:	V1.0
Operation Frequency:	2402MHz~2480MHz
Bluetooth Version:	V5.0
Modulation Technique:	Frequency Hopping Spread Spectrum(FHSS)
Modulation Type:	GFSK, $\pi/4$ DQPSK, 8DPSK
Transfer Rate:	1Mbps/2Mbps/3Mbps
Number of Channel:	79
Hopping Channel Type:	Adaptive Frequency Hopping systems
Product Type:	<input type="checkbox"/> Mobile <input checked="" type="checkbox"/> Portable <input type="checkbox"/> Fix Location
Test Software of EUT:	Blue test3 (manufacturer declare )
Antenna Type:	PCB antenna
Antenna Gain:	0dBi
Power Supply:	lithium battery: DC3.7V Charging by USB: DC5V

Note:

Model No.: i222BT, i222BTXX (XX= color code, example:WH =White)

Only the model i222BTWH was tested, since the electrical circuit design, layout, components used and internal wiring were identical for the above models, with difference being color of appearance, pack and model name.

## 4 SAR Evaluation

### 4.1 RF Exposure Compliance Requirement

#### 4.1.1 Standard Requirement

According to KDB447498D01 General RF Exposure Guidance v06

##### 4.3.1. Standalone SAR test exclusion considerations

Unless specifically required by the published RF exposure KDB procedures, standalone 1-g head or body and 10-g extremity SAR evaluation for general population exposure conditions, by measurement or numerical simulation, is not required when the corresponding SAR Exclusion Threshold condition, listed below, is satisfied.

#### 4.1.2 Limits

The 1-g and 10-g SAR test exclusion thresholds for 100 MHz to 6 GHz at test separation distances  $\leq 50$  mm are determined by:

$$\left[ \frac{\text{max. power of channel, including tune-up tolerance, mW}}{\text{min. test separation distance, mm}} \right] \cdot \sqrt{f(\text{GHz})} \leq 3.0 \text{ for 1-g SAR and } \leq 7.5 \text{ for 10-g extremity SAR, where}$$

$f(\text{GHz})$  is the RF channel transmit frequency in GHz

Power and distance are rounded to the nearest mW and mm before calculation<sup>17</sup>

The result is rounded to one decimal place for comparison

The test exclusions are applicable only when the minimum test separation distance is  $\leq 50$  mm and for transmission frequencies between 100 MHz and 6 GHz. When the minimum test separation distance is  $< 5$  mm, a distance of 5 mm is applied to determine SAR test exclusion

### 4.1.3 EUT RF Exposure

#### Measurement Data

GFSK mode				
Test channel	Peak Output Power (dBm)	Tune up tolerance (dBm)	Maximum tune-up Power	
			(dBm)	(mW)
Lowest(2402MHz)	5.170	4.5±1	5.5	3.548
Middle(2441MHz)	5.780	5.0±1	6.0	3.981
Highest(2480MHz)	6.730	6.0±1	7.0	5.012
π/4DQPSK mode				
Test channel	Peak Output Power (dBm)	Tune up tolerance (dBm)	Maximum tune-up Power	
			(dBm)	(mW)
Lowest(2402MHz)	3.710	3.0±1	4.0	2.512
Middle(2441MHz)	4.900	4.0±1	5.0	3.162
Highest(2480MHz)	5.940	5.0±1	6.0	3.981
8DPSK mode				
Test channel	Peak Output Power (dBm)	Tune up tolerance (dBm)	Maximum tune-up Power	
			(dBm)	(mW)
Lowest(2402MHz)	4.120	3.5±1	4.5	2.818
Middle(2441MHz)	5.170	4.5±1	5.5	3.548
Highest(2480MHz)	6.190	5.5±1	6.5	4.467

Worst case: GFSK						
Channel	Maximum Peak Conducted Output Power (dBm)	Tune up tolerance (dBm)	Maximum tune-up Power		Calculated value	Exclusion threshold
			(dBm)	(mW)		
Lowest (2402MHz)	5.170	4.5±1	5.5	3.548	1.10	3.0
Middle (2441MHz)	5.780	5.0±1	6.0	3.981	1.24	
Highest (2480MHz)	6.730	6.0±1	7.0	5.012	1.58	
Conclusion: the calculated value ≤3.0, SAR is exempted.						

Remark: The Max Conducted Peak Output Power data refer to report Report No.: CQASZ20190700528E-01