




SECTION 8 SCHEMATIC DIAGRAMS AND COMPONENT LAYOUTS




TRANSCEIVER TOP VIEW (VHF MODEL SHOWN)



TRANSCEIVER BOTTOM VIEW



RECEIVER/EXCITER ASSEMBLY



FRONT PANEL ASSEMBLY