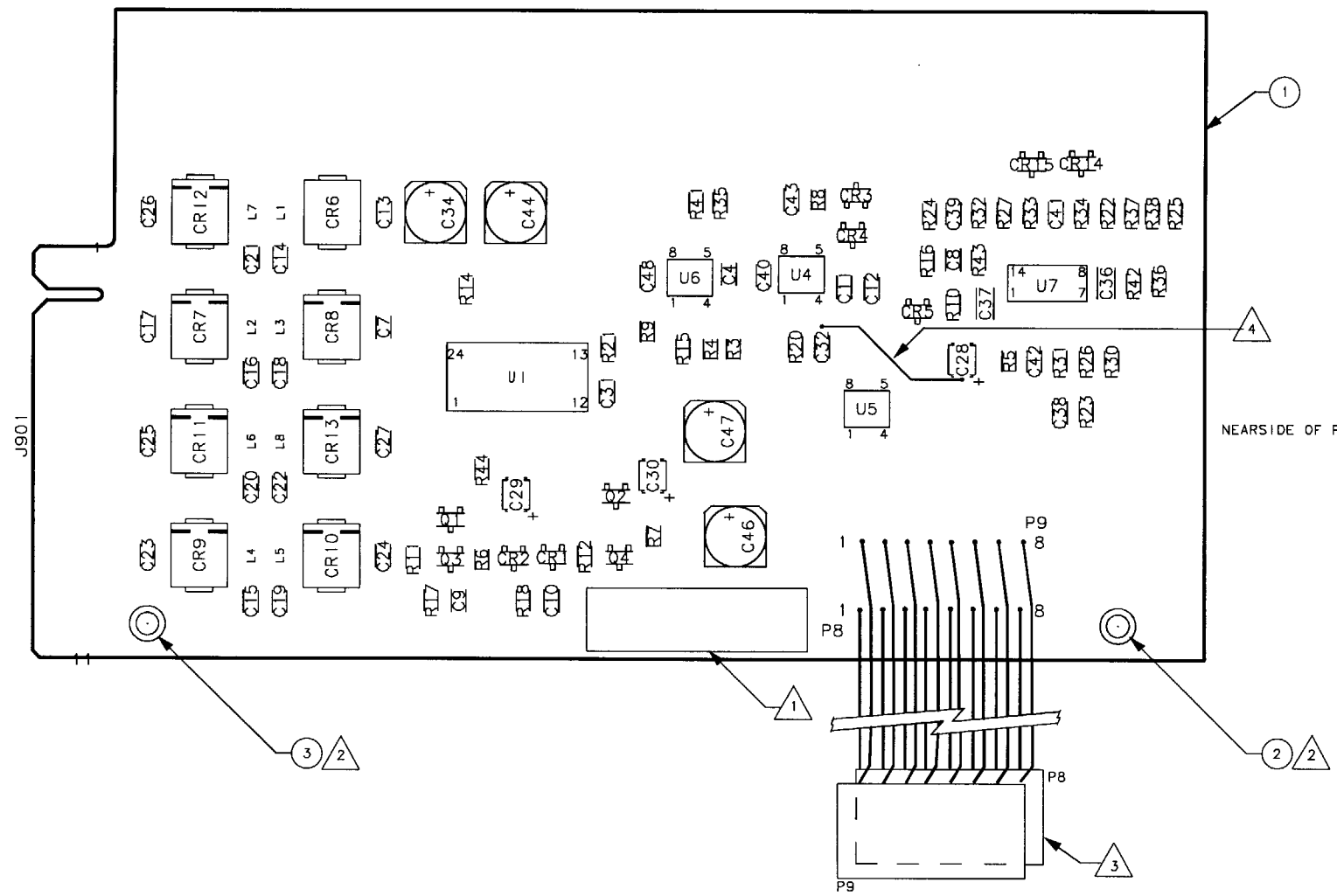

NOTES:

1. PRINTED CIRCUIT ASSEMBLY IDENTIFICATION MUST BE IN ACCORDANCE WITH SPEC. 001-01101-0000.

2. INSTALL FROM FARSIDE. ROLL SWEDGE, ITEM 2 AND ITEM 3, SO INSTALLED HEIGHT WILL BE .015 INCHES ABOVE NEARSIDE OF PC BOARD. SOLDER FLARED FLANGE TO NEARSIDE PAD.

3. SOLDER WIRES OF P8 & P9 INTO PC BOARD AS INDICATED.

P8, P9 PIN #	WIRE COLOR
1	VIOLET
2	BLUE
3	GREEN
4	YELLOW
5	ORANGE
6	RED
7	BROWN
8	BLACK

4. CUT TRACE C28+ TO R5. MAGWIRE (024-05019-0000) C28+ TO C32/U4-3. BOND IN PLACE WITHIN .25" OF TERMINATIONS USING TAK PAK AND ACCELERATOR (PN 016-01144-0000/0001).

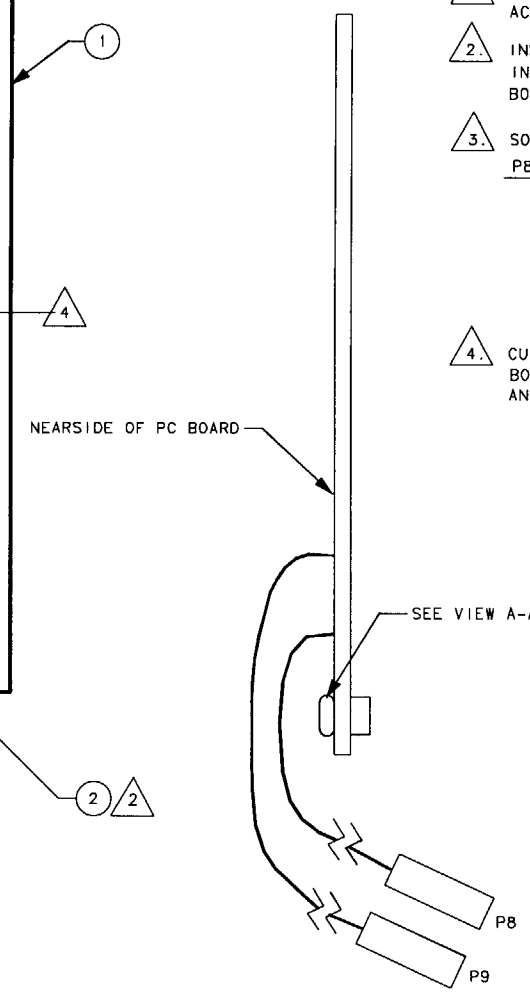

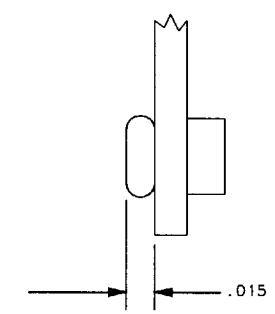

VIEW A-A
SCALE: NONE

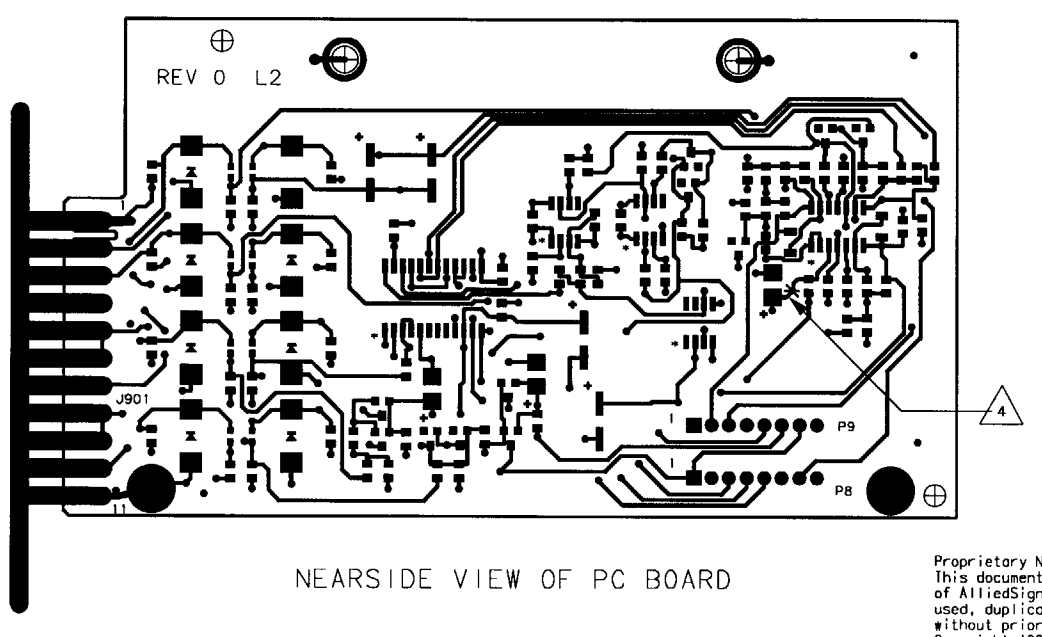

NEARSIDE VIEW OF PC BOARD

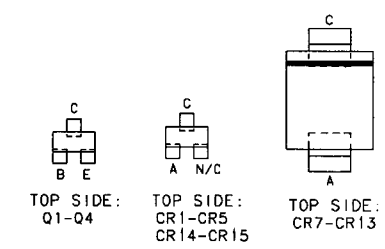

TOP SIDE: Q1-Q4

TOP SIDE: CR1-CR5 CR14-CR15

TOP SIDE: CR7-CR13

THIS DRAWING IS NOT COMPLETE WITHOUT PARTS LIST 200-09063-0000

NEXT ASSY.	UNIT
200-05661-0002	KX165A

REV	C.O.NO	ENG	DATE	BY
AC	163791	10/98	LUST	
AB	160415	08/98	LUST	
AA	155533	05/98	NIED	
0		06/97	KNOTT	

TOL. UNLESS NOTED
XX ± # INCHES
XXX ± .010 INCHES
ANGLES ± #

MENTOR GRAPHICS DRAWING: TO BE MAINTAINED BY P.C. DESIGN

SIZE D

AlliedSignal Inc.
Olathe, Kansas USA
CAGE: 22373

ELEC ENG FIELD
MECH ENG HOLMER
DRN KNOTT DATE 8/97
CHK (EE) FIELD DATE 09/09/97

NAME VOR/LOC CONVERTER

P/N RANGE NONE

DOCUMENT NUMBER 300-09063-0000

SHT 1 OF 1

Proprietary Notice
This document and all information contained herein are the property of AlliedSignal Inc., are provided in confidence, and may not be used, duplicated or disclosed to a third party, in whole or in part, without prior written permission from AlliedSignal Inc.
Copyright 1999 AlliedSignal Inc. All rights reserved.

SUBCONTRACT DISTRIBUTION

SINGAPORE DISTRIBUTION

AUTHORIZED PRINT