

Exhibit 5.2

Section 2.1033 (c)(12) – Internal Photographs

Photographs (8"x10") of the equipment of sufficient clarity to reveal equipment construction and layout, including, if any, labels for controls and meters and sufficient views of internal construction to define component placement and chassis assembly. Insofar as these requirements are met by photographs or drawings contained in the instruction manuals supplied with the product certification request, additional photographs are necessary only to complete the required showing.

Response:

Attached below are internal photographs of the Alcatel-Lucent AS5ONEBTS-24

Exhibit 5.2 - continued





Exhibit 5.2 - continued

Front:
Faceplate



Rear

Exhibit 5.2 - continued




Front

Circuit Board
Wiring Side View

Rear

Exhibit 5.2 - continued



Transceiver
Circuit Board
Component
Side View
With
Shielding
Cover
Removed

Exhibit 5.2 continued - Amplifier



Exhibit 5.2 continued – Amplifier




Exhibit 5.2 continued – Amplifier

