

## Exhibit 19a: External Photographs

### SECTION 2.1033 (c) (12)

Photographs (8"x10") of the equipment of sufficient clarity to reveal equipment construction and layout, including meters, if any, and labels for controls and meters and sufficient views of the internal construction to define component placement and chassis assembly. Insofar as these requirements are met by photographs or drawings contained in the instruction manuals supplied with the product certification request, additional photographs are necessary only to complete the required showing.


#### RESPONSE:

Digital external photographs of the **UCR-850 / FCC ID: AS5ONEBTS-01** showing the construction and layout are attached along with those showing the installation of the **UCR-850** in the **FLEXENT ® OneBTS 4.0 Cellular 850 Indoor Modular Cell**.


**Exhibit 19: Photograph of UCR-850 (Front)**



**Exhibit 19: Photograph of UCR-850 (Back)**




**Exhibit 19: Photograph of UCR-850 (Top)**



**Exhibit 19: Photograph of UCR-850 (Bottom)**




**Exhibit 19: Photograph of UCR-850 (Left)**





**Exhibit 19: Photograph of UCR-850 (Right)**






**Exhibit 19: Photograph of 4.0 Cellular Modular Cell with UCR-850 (Front)**






**Exhibit 19: Photograph of 4.0 Cellular Modular Cell with UCR-850 (Rear)**





**Exhibit 19: Photograph of 4.0 Cellular Modular Cell with UCR-850 (Open Door)**



**Lucent Technologies Inc. - Proprietary**  
Use pursuant to Company Instructions.