

PHOTOGRAPH OF CONSTRUCTION
SECTION 2.1033 (c) (12)


SECTION 2.1033 (c) (12)

Photographs (8" x 10") of the equipment of sufficient clarity to reveal equipment construction, and layout, including meters, if any, and labels for controls and meters and sufficient views of the internal construction to define component placement and chassis assembly. Insofar as these requirements are met by photographs or drawings contained in instruction manuals supplied with the certification request, additional photographs are necessary only to complete the required showing.


RESPONSE: Equipment construction, layout, including meters, and labels for control are indicated in Installation and Operational Manual.

Following additional photographs are included:


1. Photograph of PCBR Installed in RFU
2. Photographs of PCBR Outside (Front and Rear).



PHOTOGRAPH1 : PCBR Installed in RFU cabinet



PHOTOGRAPH 2A: PCBR Showing FCC ID: AS5CMP-43 (Front)



Photograph 2B. REAR SIDE OF PCBR