

EXHIBIT 14: TEST SETUP PHOTOGRAPHS

The photographs in this exhibit show the test equipment configuration for each test performed.

The photographs displayed show the equipment under test (EUT) and test equipment configured for the corresponding tests listed.


PHOTOGRAPH(S) OF EUT ARRANGEMENT

DURING OCCUPIED BANDWIDTH & SPURIOUS EMISSIONS TESTING





PHOTOGRAPH(S) OF EUT ARRANGEMENT

DURING OCCUPIED BANDWIDTH & SPURIOUS EMISSIONS TESTING





**PHOTOGRAPH(S) OF EUT ARRANGEMENT
DURING SPURIOUS RADIATED EMISSIONS TESTING**

30 MHz – 1 GHz




**PHOTOGRAPH(S) OF EUT ARRANGEMENT
DURING SPURIOUS RADIATED EMISSIONS TESTING**

1 GHz – 18 GHz



**PHOTOGRAPH(S) OF EUT ARRANGEMENT
DURING SPURIOUS RADIATED EMISSIONS TESTING**

18 GHz – 20 GHz



**PHOTOGRAPH(S) OF EUT ARRANGEMENT
DURING SPURIOUS RADIATED EMISSIONS TESTING
20 GHz – 26.5 GHz**

