


6. PHOTOGRAPHS

6.1. Photos of Powerline Conducted Measurement




FRONT VIEW OF CONDUCTED TEST




BACK VIEW OF CONDUCTED TEST

6.2. Photos of Radiated Measurement at Open Field Test Site



FRONT VIEW OF RADIATED TEST



BACK VIEW OF RADIATED TEST

Test Mode : 86KHz, 1280*960



SETUP WITH MAXIMUM DETECTED EMISSION AT HORIZONTAL POLARIZATION



SETUP WITH MAXIMUM DETECTED EMISSION AT VERTICAL POLARIZATION