


6. PHOTOGRAPHS

6.1. Photos of Powerline Conducted Measurement




FRONT VIEW OF CONDUCTED TEST




BACK VIEW OF CONDUCTED TEST

6.2. Photos of Radiated Measurement at Open Field Test Site



FRONT VIEW OF RADIATED TEST



BACK VIEW OF RADIATED TEST




SETUP WITH MAXIMUM DETECTED EMISSION AT HORIZONTAL POLARIZATION




SETUP WITH MAXIMUM DETECTED EMISSION AT VERTICAL POLARIZATION

6.3. Photos of Radiated Measurement at Anechoic Chamber



FRONT VIEW OF RADIATED TEST



BACK VIEW OF RADIATED TEST