

FCC Test Report

FCC ID: ARSBDL4620QL

This report concerns (check one): Original Grant Class II Change

Project No. : 1306C164A
Equipment : 46 inch(116.8 cm)Display
Model Name : BDL4620QL, BDL4620***** (The "*" could be any alphanumeric character including blank for marketing differentiation)
Applicant : Top Victory Electronics (Taiwan) Co Ltd
Address : 10F., No. 230, Liancheng Rd., Zhonghe Dist., New Taipei City 23553, Taiwan (R.O.C.)

Date of Receipt : Jun. 21, 2013
Date of Test : Jun. 21, 2013 ~ Jul. 10, 2013
Issued Date : Sep. 16, 2015
Tested by : BTL Inc.

Testing Engineer : Pike Lee
(Pike Lee)

Technical Manager : Jeff Yang
(Jeff Yang)

Authorized Signatory : Andy Chiu
(Andy Chiu)

B T L I N C .

B1, No. 37, Lane 365, Yang-Guang St.,
Nei-Hu District, Taipei City 114, Taiwan.

TEL: +886-2-2657-3299 FAX: +886-2-2657-3331



Declaration

BTL represents to the client that testing is done in accordance with standard procedures as applicable and that test instruments used has been calibrated with the standards traceable to National Measurement Laboratory (**NML**) of **R.O.C.**, or National Institute of Standards and Technology (**NIST**) of **U.S.A.**

BTL's reports apply only to the specific samples tested under conditions. It is manufacture's responsibility to ensure that additional production units of this model are manufactured with the identical electrical and mechanical components. **BTL** shall have no liability for any declarations, inferences or generalizations drawn by the client or others from **BTL** issued reports.

BTL's report must not be used by the client to claim product certification, approval, or endorsement by NVLAP, NIST, or any agency of the Federal Government.

This report is the confidential property of the client. As a mutual protection to the clients, the public and **BTL-self**, extracts from the test report shall not be reproduced except in full with **BTL's** authorized written approval.

BTL's laboratory quality assurance procedures are in compliance with the **ISO Guide 17025** requirements, and accredited by the conformity assessment authorities listed in this test report.

Limitation

For the use of the authority's logo is limited unless the Test Standard(s)/Scope(s)/Item(s) mentioned in this test report is (are) included in the conformity assessment authorities acceptance respective.

Table of Contents	Page
1 . CERTIFICATION	5
2 . SUMMARY OF TEST RESULTS	6
2.1 TEST FACILITY	7
2.2 MEASUREMENT UNCERTAINTY	7
3 . GENERAL INFORMATION	8
3.1 GENERAL DESCRIPTION OF EUT	8
3.2 DESCRIPTION OF TEST MODES	9
3.3 BLOCK DIAGRAM SHOWING THE CONFIGURATION OF SYSTEM TESTED	11
3.4 DESCRIPTION OF SUPPORT UNITS	12
4 . EMC EMISSION TEST	14
4.1 CONDUCTED EMISSION MEASUREMENT	14
4.1.1 POWER LINE CONDUCTED EMISSION	14
4.1.2 MEASUREMENT INSTRUMENTS LIST	14
4.1.3 TEST PROCEDURE	15
4.1.4 DEVIATION FROM TEST STANDARD	15
4.1.5 TEST SETUP	15
4.1.6 EUT OPERATING CONDITIONS	15
4.1.7 TEST RESULTS	16
4.2 RADIATED EMISSION MEASUREMENT	39
4.2.1 LIMITS OF RADIATED EMISSION MEASUREMENT	39
4.2.2 MEASUREMENT INSTRUMENTS LIST	40
4.2.3 TEST PROCEDURE	40
4.2.4 DEVIATION FROM TEST STANDARD	40
4.2.5 TEST SETUP (Below 1000MHz)	41
4.2.6 TEST SETUP (Above 1000MHz)	41
4.2.7 EUT OPERATING CONDITIONS	41
4.2.8 TEST RESULTS-BETWEEN 30MHZ AND 1000MHZ	42
4.2.9 TEST RESULTS-ABOVE 1000MHZ	65
5 . EUT TEST PHOTO	82

REPORT ISSUED HISTORY

Issued No.	Description	Issued Date
BTL-FCCE-1-1306C164A	Original Issue.	Sep. 16, 2015

1. CERTIFICATION

Equipment : 46 inch(116.8 cm)Display
Trade Name : PHILIPS
Model Name : BDL4620QL, BDL4620***** (The “*” could be any alphanumeric character including blank for marketing differentiation)
Applicant : TPV Electronics (FuJian) Co., Ltd
Factory : 1. TPV Electronics (Fujian) Co., Ltd.
2. L&T Display Technology (Fujian) Ltd
3. TPV Display Technology (China) Co., Ltd
4. TPV Display Technology (Wuhan) Co., Ltd
5. TPV Display Technology (Beihai) Co.,Ltd.
6. TPV Technology (Qingdao) Co.,Ltd.
7. Envision Industry of Electronic Products Ltd.
8. Hefei Huntkey Display Technology Co., Ltd.
9. TREND SMART CE MEXICO S. DE R.L. DE C.V.
10. TPV Electronics (Fujian) Co., Ltd.
Address : 1. Shangzheng, Yuan Hong Road, Fuqing City, Fujian Province, P.R.China
2. Optoelectronic Park, Rongqiao Economic and Technological Development Zone,Fuqing City,Fujian Province, PRC
3. No.106 Jinghai 3 Rd., BDA, Beijing City 100176 P.R. China
4. Unique No.11 Zhuankou Development District of Economic Technological Development Zone Wuhan City,P.R.China
5. China Electronic Beihai Industry Park,Northeast of the Crossing between Taiwan Road and Jilin Road, Beihai City,Guangxi, P.R.China
6. NO.99 Huoju Road, High-tech Industrial Development Zone, Qingdao City,Shandong Province, China(PRC)
7. Rodovia Anhanguera S/N – KM 49 Tijuco Preto - Jundiaí – SP – Brazil
8. South Jinxiu Road, East Qingtan Road, Economic And Technological Development Zone, Hefei
9. Avenida Sor Juana Ines de la Cruz No. 19602 Parque Industrial la Frontera Fracc. Nueva Tijuana (Otay) Tijuana, B.C. CP.22500
10. Rongqiao Economic and Technological Development Zone, Fuqing City, Fujian Province, P.R.China
Date of Test : Jun. 21, 2013 ~ Jul. 10, 2013
Test Item : ENGINEERING SAMPLE
Standard(s) : FCC Part 15, Subpart B: 2012
ANSI C63.4-2009

The above equipment has been tested and found compliance with the requirement of the relative standards by BTL Inc.

The test data, data evaluation, and equipment configuration contained in our test report (Ref No. BTL-FCCE-1-1306C164A) were obtained utilizing the test procedures, test instruments, test sites that has been accredited by the Authority of TAF according to the ISO-17025 quality assessment standard and technical standard(s).

2. SUMMARY OF TEST RESULTS

Test procedures according to the technical standards:

EMC Emission				
Standard(s)	Test Item	Limit	Judgment	Remark
FCC Part 15, Subpart B: 2012 ANSI C63.4-2009	Conducted Emission	Class B	PASS	
	Radiated emission Below 1 GHz	Class B	PASS	
	Radiated emission Above 1 GHz	Class B	PASS	NOTE (2)

NOTE:

- (1) " N/A" denotes test is not applicable to this device.
- (2) If the EUT's max operating frequency does not exceed 108 MHz, the test will not be performed. The EUT' s maximum operating frequency is 148MHz.

2.1 TEST FACILITY

The test facilities used to collect the test data in this report is at the location of 1F., No. 61, Ln. 77, Sing-ai Rd., Neihu Dist., Taipei City 114, Taiwan.

2.2 MEASUREMENT UNCERTAINTY

Where relevant, the following measurement uncertainty levels have been estimated for tests performed on the EUT as specified in CISPR 16-4-2. The BTL measurement uncertainty is less than the CISPR 16-4-2 U_{CISPR} requirement.

The reported uncertainty of measurement $y \pm U$, where expanded uncertainty U is based on a standard uncertainty multiplied by a coverage factor of $k=2$, providing a level of confidence of approximately **95 %**.

A. Conducted Measurement :

Test Site	Method	Measurement Frequency Range	U, (dB)	NOTE
C02	CISPR	150 KHz ~ 30MHz	2.59	

B. Radiated Measurement :

Test Site	Method	Measurement Frequency Range	Ant. H / V	U, (dB)	NOTE
CB08	CISPR	30MHz ~ 200MHz	V	3.22	
		30MHz ~ 200MHz	H	3.55	
		200MHz ~ 1,000MHz	V	3.24	
		200MHz ~ 1,000MHz	H	3.11	
		1,000MHz ~ 18,000MHz	V	4.05	
		1,000MHz ~ 18,000MHz	H	3.97	
		18,000MHz ~ 40,000MHz	V	4.04	
		18,000MHz ~ 40,000MHz	H	4.01	

Note: Unless specifically mentioned, the uncertainty of measurement has not been taken into account to declare the compliance or non-compliance to the specification.

3. GENERAL INFORMATION

3.1 GENERAL DESCRIPTION OF EUT

Equipment	46 inch(116.8 cm)Display
Trade Name	PHILIPS
Model Name	BDL4620QL, BDL4620***** (The “*” could be any alphanumeric character including blank for marketing differentiation)
Model Difference	Different model distribute to different area.
Power Source	AC Mains.
Power Rating	AC 100-240V

	Manufacturer	M/N
Panel #1	TPV	TPT460H1

Cable Type	Shielded Type	Ferrite Core	Length(m)	Note
D-Sub	Shielded	YES	1.8	Bonded two Ferrite Cores
DVI	Shielded	YES	1.8	Bonded two Ferrite Cores
HDMI	Shielded	NO	1.8	
Audio	Shielded	NO	1.8	
Power Cord	Unshielded	NO	1.8	

Note:

1. For a more detailed features description, please refer to the manufacturer’s specifications or the User's Manual.

3.2 DESCRIPTION OF TEST MODES

To investigate the maximum EMI emission characteristics generated from EUT, the test system was pre-scanning tested base on the consideration of following EUT operation mode or test configuration mode which possible have effect on EMI emission level. Each of these EUT operation mode(s) or test configuration mode(s) mentioned above was evaluated respectively.

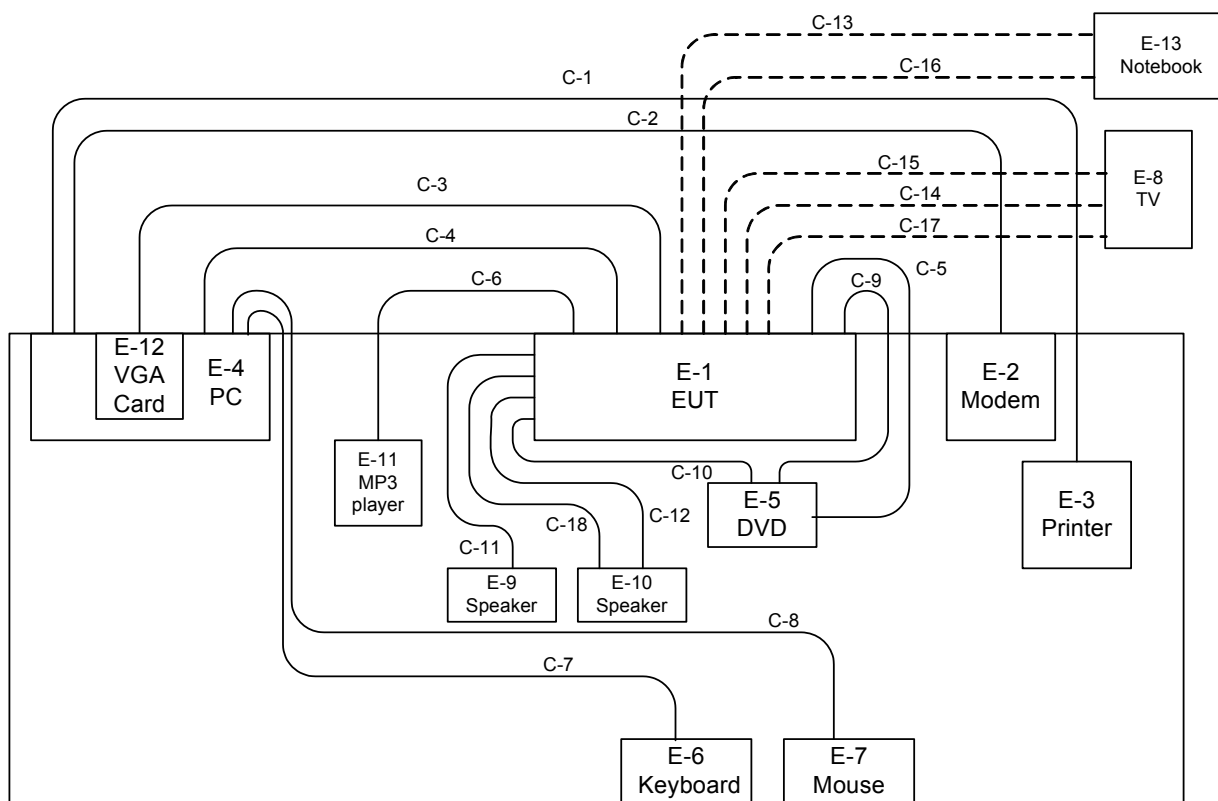
Pretest Mode	Description
Mode 1	D-Sub 1920*1080 60Hz
Mode 2	D-Sub 1280*1024 75Hz
Mode 3	D-Sub 640*480 60Hz
Mode 4	DVI 1920*1080 60Hz
Mode 5	DVI 1280*1024 75Hz
Mode 6	DVI 640*480 60Hz
Mode 7	HDMI 1080P
Mode 8	HDMI 576I
Mode 9	HDMI 480P
Mode 10	PIP(D-Sub+HDMI)
Mode 11	LAN 100Mbps
Mode 12	YPBPR IN
Mode 13	AV IN
Mode 14	USB PLAY

The EUT system operated these modes were found to be the worst case during the pre-scanning test as Following:

For Conducted Test	
Final Test Mode	Description
Mode 1	D-Sub 1920*1080 60Hz
Mode 2	D-Sub 1280*1024 75Hz
Mode 3	D-Sub 640*480 60Hz
Mode 4	DVI 1920*1080 60Hz
Mode 5	DVI 1280*1024 75Hz
Mode 6	DVI 640*480 60Hz
Mode 7	HDMI 1080P
Mode 8	HDMI 576I
Mode 9	HDMI 480P
Mode 10	PIP(D-Sub+HDMI)
Mode 11	LAN 100Mbps
Mode 12	YPBPR IN
Mode 13	AV IN
Mode 14	USB PLAY

For Rad Test	
Final Test Mode	Description
Mode 1	D-Sub 1920*1080 60Hz
Mode 2	D-Sub 1280*1024 75Hz
Mode 3	D-Sub 640*480 60Hz
Mode 4	DVI 1920*1080 60Hz
Mode 5	DVI 1280*1024 75Hz
Mode 6	DVI 640*480 60Hz
Mode 7	HDMI 1080P
Mode 8	HDMI 576I
Mode 9	HDMI 480P
Mode 10	PIP(D-Sub+HDMI)
Mode 11	LAN 100Mbps
Mode 12	YPBPR IN
Mode 13	AV IN
Mode 14	USB PLAY

3.3 BLOCK DIAGRAM SHOWING THE CONFIGURATION OF SYSTEM TESTED



- | | | |
|----------------------|------------------------|----------------------|
| C-1 USB Cable | C-7 USB Cable | C-14 IR IN Cable |
| C-2 RS232 Cable | C-8 USB Cable | C-15 IR OUT Cable |
| C-3 VGA IN Cable | C-9 YPbPr Cable | C-16 RS232 IN Cable |
| C-4 DVI IN Cable | C-10 AUDIO IN Cable | C-17 RS232 OUT Cable |
| C-5 HDMI Cable | C-11 AUDIO OUT Cable | C-18 AUDIO OUT Cable |
| C-6 PC line in Cable | C-12 Optical OUT Cable | |
| | C-13 RJ-45 Cable | |

3.4 DESCRIPTION OF SUPPORT UNITS

The EUT has been tested as an independent unit together with other necessary accessories or support units. The following support units or accessories were used to form a representative test configuration during the tests.

Item	Equipment	Mfr/Brand	Model/Type No.	FCC ID	Series No.	Note
E-1	46 inch(116.8 cm)Display	PHILIPS	BDL4620QL	ARSBDL4620QL	N/A	EUT
E-2	Modem	ACEEX	DM-1414V	DOC	8041708	
E-3	Printer	HP	VCVRA-1004	DOC	CN17511HHK	
E-4	PC	DELL	D09M	DOC	54NJVBX	
E-5	DVD Player	SONY	BDP-S480	VER	3200962	
E-6	USB K/B	DELL	L50U	DOC	N/A	
E-7	USB Mouse	DELL	MS111-L	DOC	CN-09RRC7-44751-17 J-OH1F	
E-8	LCD DIGITAL COLOR TV	SONY	KDL-20B4030	DOC	9353919	
E-9	Speaker	N/A	NA-303	N/A	N/A	
E-10	Speaker	Playwork	TS2000 digital	N/A	N/A	
E-11	USB Flash/MP3 Player	DELL	HV04T	DOC	95NY781	
E-12	VGA Card	Gigabyte	GTX 550 Ti	DOC	122951008613	
E-13	Notebook PC	DELL	D600	DOC	7T390 A03	

Item	Shielded Type	Ferrite Core	Length	Note
C-1	YES	NO	1.8m	
C-2	YES	NO	1.8m	
C-3	YES	YES	1.8m	2 Cores
C-4	YES	YES	1.8m	2 Cores
C-5	YES	NO	1.8m	
C-6	YES	NO	1.8m	
C-7	YES	NO	1.8m	
C-8	YES	NO	1.8m	
C-9	NO	NO	1.8m	
C-10	NO	NO	1.5m	
C-11	NO	NO	1.8m	
C-12	NO	NO	1m	
C-13	NO	NO	10m	
C-14	NO	NO	10m	
C-15	NO	NO	10m	
C-16	NO	NO	10m	
C-17	NO	NO	10m	
C-18	NO	NO	1.8m	

Note:

- (1) The support equipment was authorized by Declaration of Conformity.
- (2) For detachable type I/O cable should be specified the length in m in 『Length』 column.

4. EMC EMISSION TEST

4.1 CONDUCTED EMISSION MEASUREMENT

4.1.1 POWER LINE CONDUCTED EMISSION (Frequency Range 150KHz-30MHz)

FREQUENCY (MHz)	Class A (dBuV)		Class B (dBuV)	
	Quasi-peak	Average	Quasi-peak	Average
0.15 -0.5	79.00	66.00	66 - 56 *	56 - 46 *
0.50 -5.0	73.00	60.00	56.00	46.00
5.0 -30.0	73.00	60.00	60.00	50.00

Note:

- (1) The tighter limit applies at the band edges.
- (2) The limit of " * " marked band means the limitation decreases linearly with the logarithm of the frequency in the range.
- (3) The test result calculated as following:
 Measurement Value = Reading Level + Correct Factor
 Correct Factor = Insertion Loss + Cable Loss + Attenuator Factor(if use)
 Margin Level = Measurement Value - Limit Value

4.1.2 MEASUREMENT INSTRUMENTS LIST

Item	Kind of Equipment	Manufacturer	Type No.	Serial No.	Calibrated until
1	50Ω BNC TYPE Terminator	N/A	N/A	01	Jun. 01, 2014
2	TWO-LINE V-NETWORK	R&S	ENV216	101050	Jun. 05, 2014
3	TWO-LINE V-NETWORK	R&S	ENV216	101051	Jun. 05, 2014
4	Test Cable	TIMES	CFD300-NL	130	Jun. 15, 2014
5	EMI Test Receiver	R&S	ESCI	100080	Mar. 13, 2014

Remark: " N/A" denotes No Model Name, Serial No. or No Calibration specified.

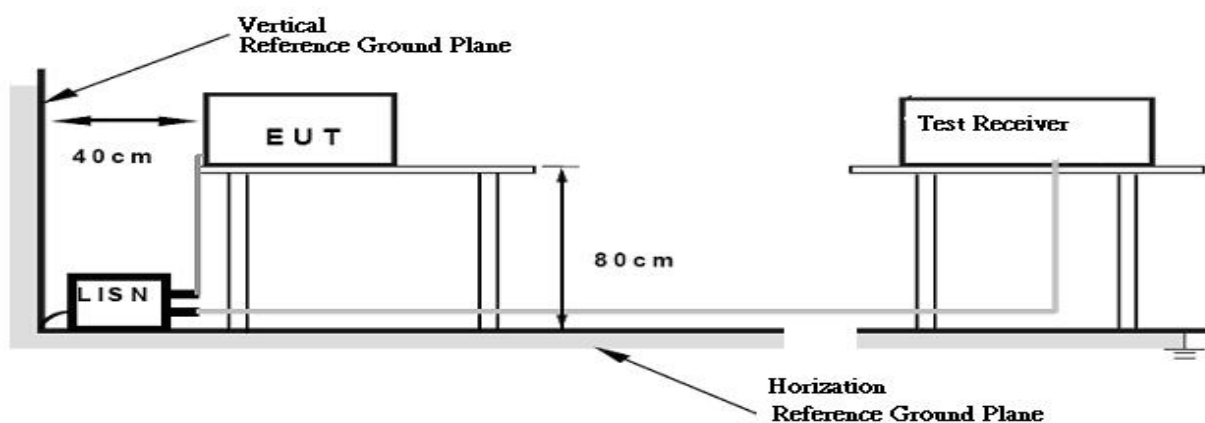
4.1.3 TEST PROCEDURE

- a. The EUT was placed 0.8 meters from the horizontal ground plane with EUT being connected to the power mains through a line impedance stabilization network (LISN). All other support equipments powered from additional LISN(s). The LISN provide 50 Ohm/ 50U_h of coupling impedance for the measuring instrument.
- b. Interconnecting cables that hang closer than 40 cm to the ground plane shall be folded back and forth in the center forming a bundle 30 to 40 cm long.
- c. I/O cables that are not connected to a peripheral shall be bundled in the center. The end of the cable may be terminated, if required, using the correct terminating impedance. The overall length shall not exceed 1 m.
- d. LISN at least 80 cm from nearest part of EUT chassis.
- e. For the actual test configuration, please refer to the related Item –EUT Test Photos.

4.1.4 DEVIATION FROM TEST STANDARD

No deviation

4.1.5 TEST SETUP



4.1.6 EUT OPERATING CONDITIONS

The EUT exercise program used during radiated and/or conducted emission measurement was designed to exercise the various system COMPONENT INs in a manner similar to a typical use. The program contained on a PC hard disk and is auto-starting on power-up. Once loaded, the program sequentially exercises each system component in turn. The sequence used is:

1. Read (write) from (to) mass storage device.
2. Send " H " pattern to video port device (Monitor).
3. Send " H " pattern to parallel port device (Printer).
4. Send " H " pattern to serial port device (Modem).
5. Audio in/out: EUT connected to audio device.
6. Ethernet: EUT connected Ethernet device via RJ-45 cable.
7. YPBPR: Connected to DVD or Notebook device.
8. SPEAKERS: Connected to the supplied Headphone and subwoofer.

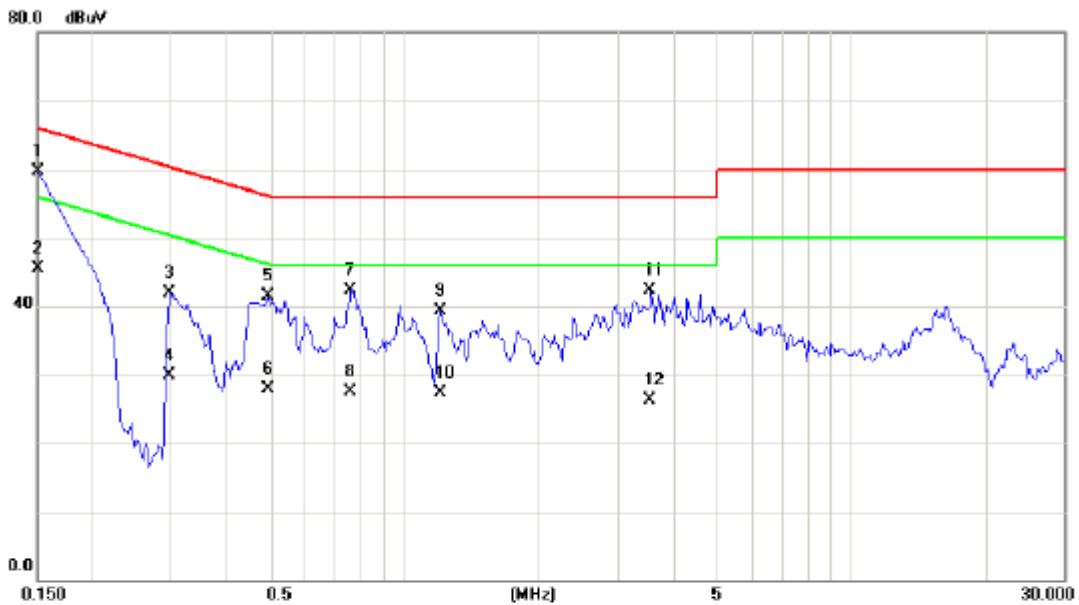
As the keyboard and mouse are strictly input devices, no data is transmitted to (from) them during test. They are, however, continuously scanned for data input activity.

4.1.7 TEST RESULTS

Remark

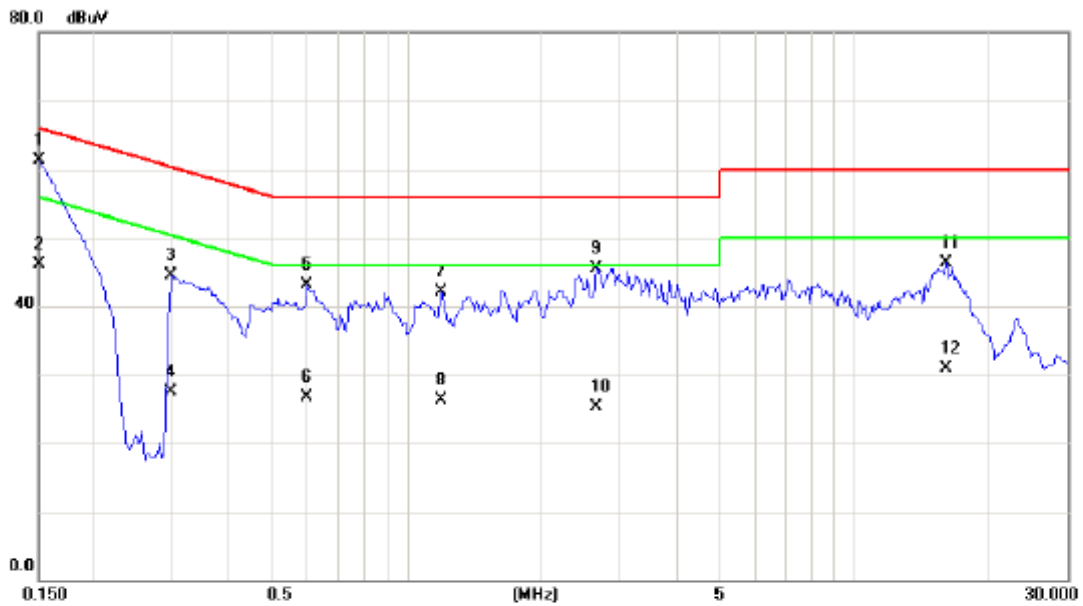
- (1) Reading in which marked as QP means measurements by using are Quasi-Peak Mode with Detector BW=9KHz ; SPA setting in RBW=10KHz,VBW =10KHz, Swp. Time = 0.3 sec./MHz. Reading in which marked as AV means measurements by using are Average Mode with instrument setting in RBW=10KHz,VBW=10KHz, Swp. Time =0.3 sec./MHz.
- (2) All readings are QP Mode value unless otherwise stated AVG in column of 'Note'. If the QP Mode Measured value compliance with the QP Limits and lower than AVG Limits, the EUT shall be deemed to meet both QP & AVG Limits and then only QP Mode was measured, but AVG Mode didn't perform. In this case, a " * " marked in AVG Mode column of Interference Voltage Measured.
- (3) Measuring frequency range from 150KHz to 30MHz.

E.U.T :	46 inch(116.8 cm)Display	Model Name :	BDL4620QL
Temperature :	25° C	Relative Humidity :	58 %
Pressure :	1013 hPa	Test Voltage :	AC 120V/60Hz
Test Mode :	D-Sub 1920*1080 60Hz	Phase:	Line
Test Engineer :	Pike Lee	Panel :	TPV / TPT460H1



No.	Mk.	Freq. MHz	Reading Level dBuV	Correct Factor dB	Measure- ment dBuV	Limit dBuV	Over dB	Detector	Comment
1	*	0.1500	50.16	9.63	59.79	66.00	-6.21	QP	
2		0.1500	35.80	9.63	45.43	56.00	-10.57	AVG	
3		0.2983	32.14	9.67	41.81	60.29	-18.48	QP	
4		0.2983	20.20	9.67	29.87	50.29	-20.42	AVG	
5		0.4938	31.82	9.70	41.52	56.10	-14.58	QP	
6		0.4938	18.20	9.70	27.90	46.10	-18.20	AVG	
7		0.7555	32.67	9.72	42.39	56.00	-13.61	QP	
8		0.7555	17.80	9.72	27.52	46.00	-18.48	AVG	
9		1.2008	29.55	9.76	39.31	56.00	-16.69	QP	
10		1.2008	17.50	9.76	27.26	46.00	-18.74	AVG	
11		3.5625	32.36	9.88	42.24	56.00	-13.76	QP	
12		3.5625	16.50	9.88	26.38	46.00	-19.62	AVG	

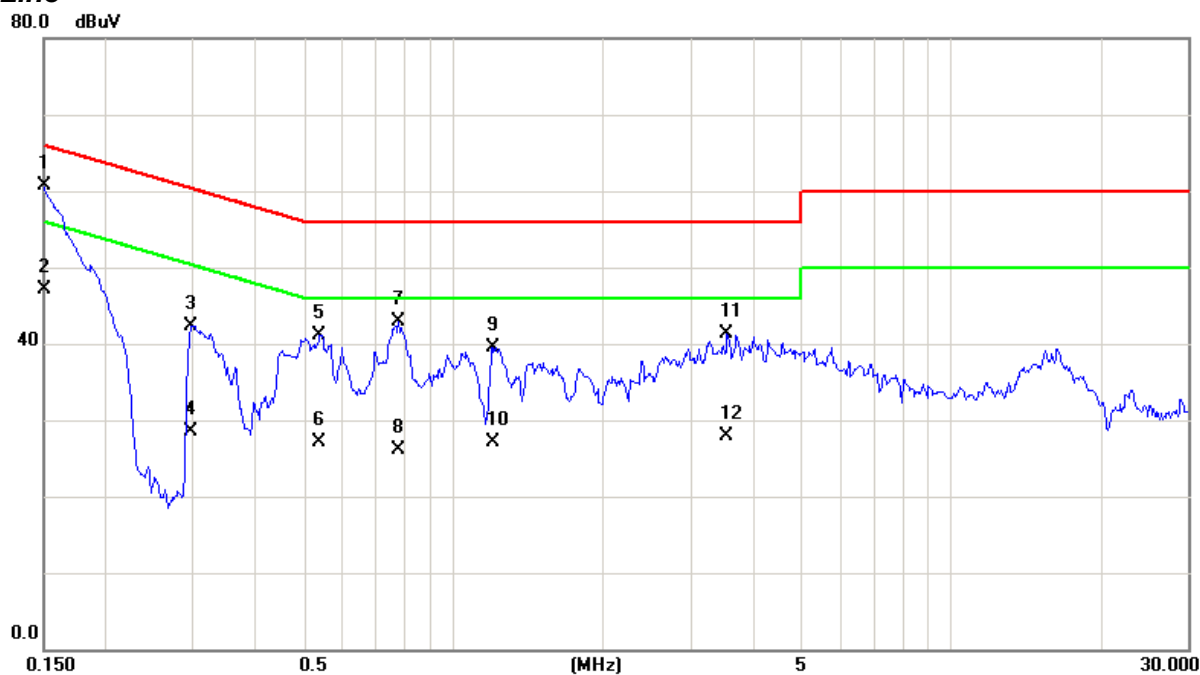
E.U.T :	46 inch(116.8 cm)Display	Model Name :	BDL4620QL
Temperature :	25° C	Relative Humidity :	58 %
Pressure :	1013 hPa	Test Voltage :	AC 120V/60Hz
Test Mode :	D-Sub 1920*1080 60Hz	Phase:	Neutral
Test Engineer :	Pike Lee	Panel :	TPV / TPT460H1



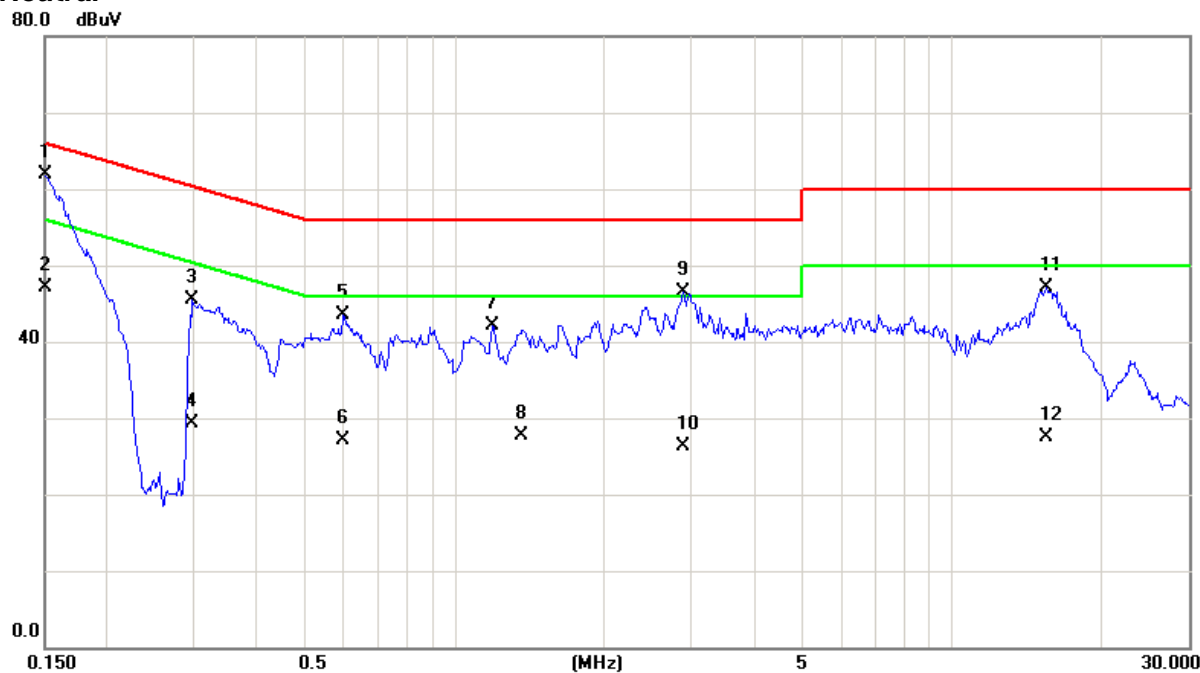
No.	Mk.	Freq. MHz	Reading Level dBuV	Correct Factor dB	Measure- ment dBuV	Limit dBuV	Over dB	Detector	Comment
1	*	0.1500	51.69	9.70	61.39	66.00	-4.61	QP	
2		0.1500	36.50	9.70	46.20	56.00	-9.80	AVG	
3		0.2983	34.74	9.72	44.46	60.29	-15.83	QP	
4		0.2983	17.80	9.72	27.52	50.29	-22.77	AVG	
5		0.5953	33.41	9.74	43.15	56.00	-12.85	QP	
6		0.5953	17.00	9.74	26.74	46.00	-19.26	AVG	
7		1.1930	32.25	9.79	42.04	56.00	-13.96	QP	
8		1.1930	16.50	9.79	26.29	46.00	-19.71	AVG	
9		2.6617	35.72	9.88	45.60	56.00	-10.40	QP	
10		2.6617	15.50	9.88	25.38	46.00	-20.62	AVG	
11		16.1016	35.70	10.51	46.21	60.00	-13.79	QP	
12		16.1016	20.30	10.51	30.81	50.00	-19.19	AVG	

E.U.T :	46 inch(116.8 cm)Display	Model Name :	BDL4620QL
Temperature :	25° C	Relative Humidity :	58 %
Pressure :	1013 hPa	Test Voltage :	AC 120V/60Hz
Test Mode :	D-Sub 1280*1024 75Hz	Panel :	TPV / TPT460H1
Test Engineer :	Pike Lee		

Line

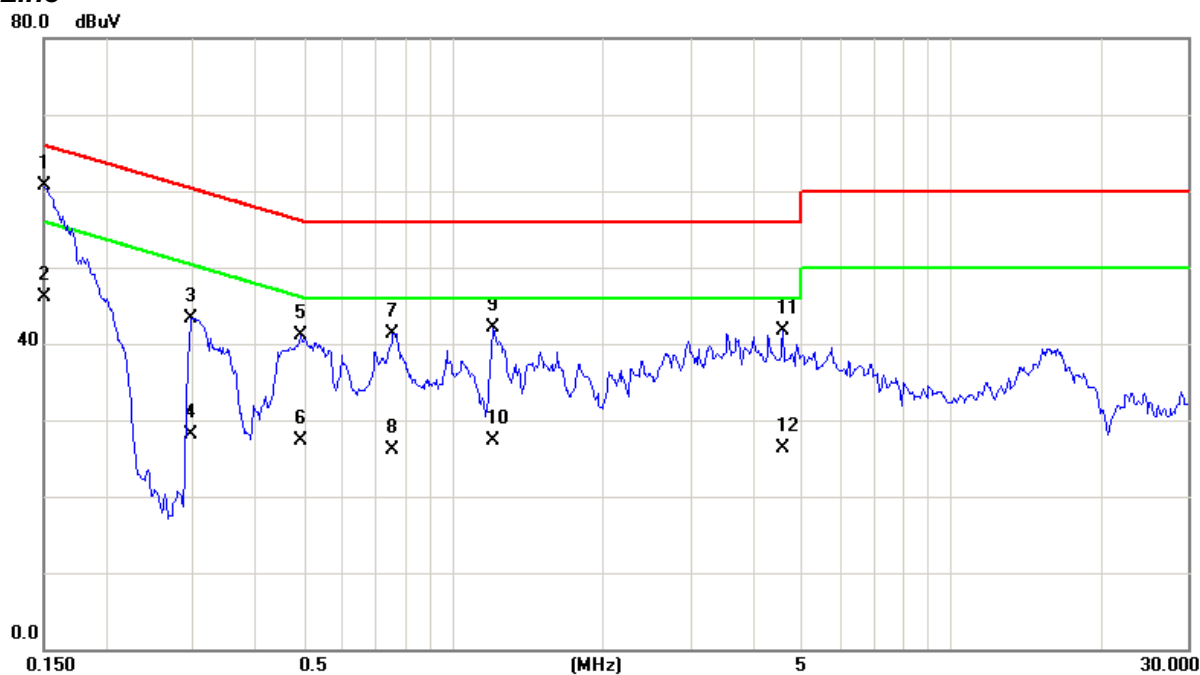


Neutral

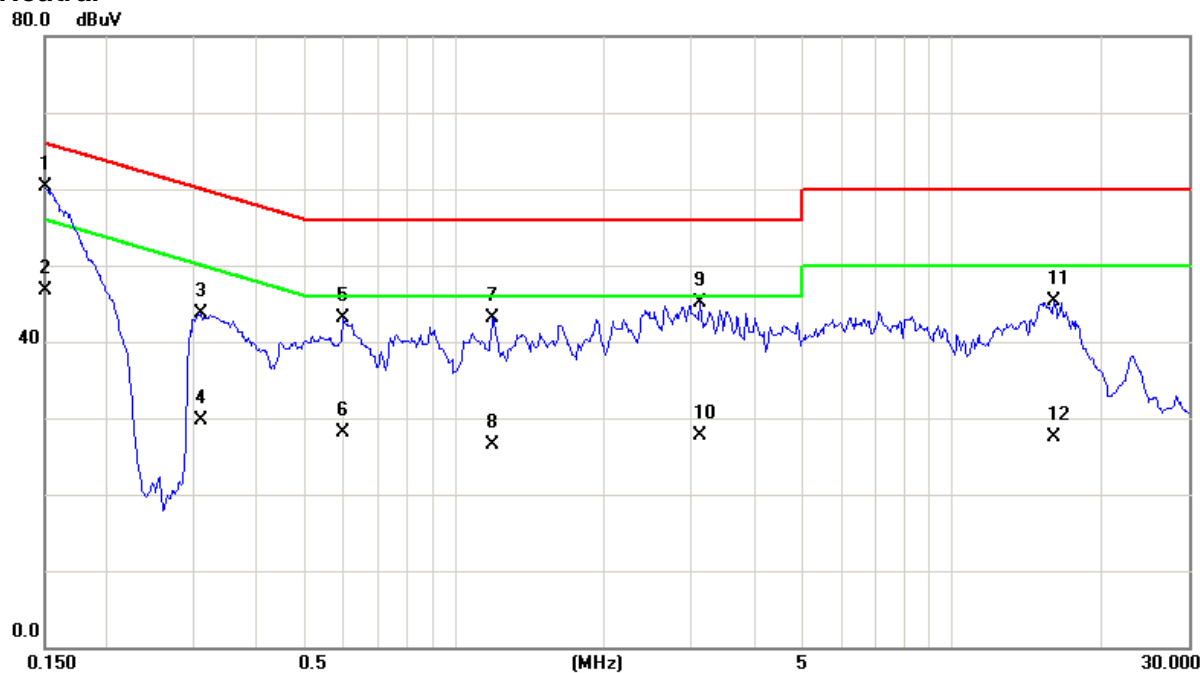


E.U.T :	46 inch(116.8 cm)Display	Model Name :	BDL4620QL
Temperature :	25° C	Relative Humidity :	58 %
Pressure :	1013 hPa	Test Voltage :	AC 120V/60Hz
Test Mode :	D-Sub 640*480 60Hz	Panel :	TPV / TPT460H1
Test Engineer :	Pike Lee		

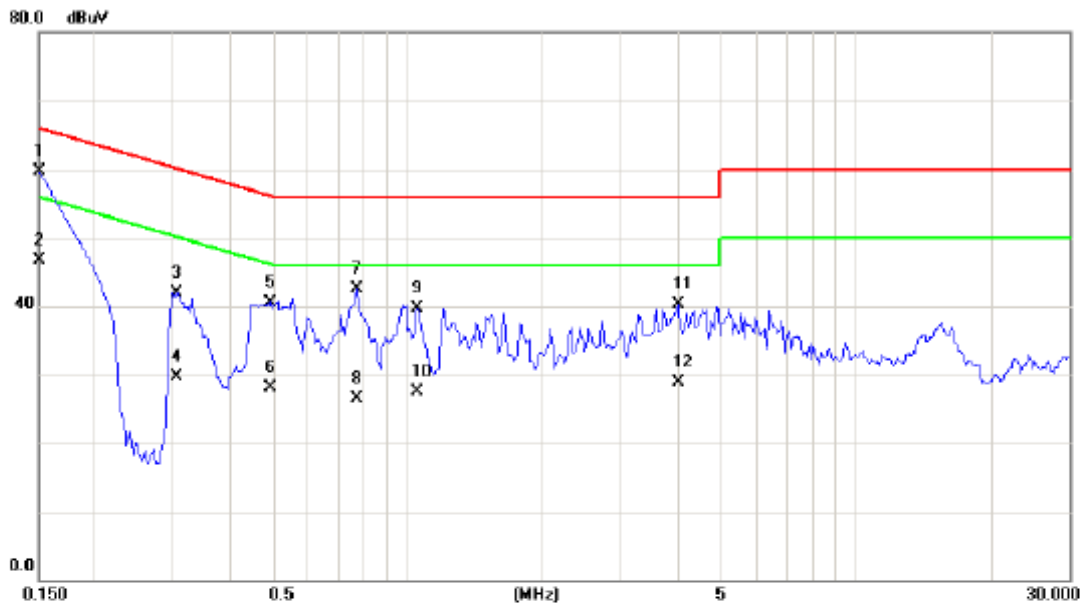
Line



Neutral

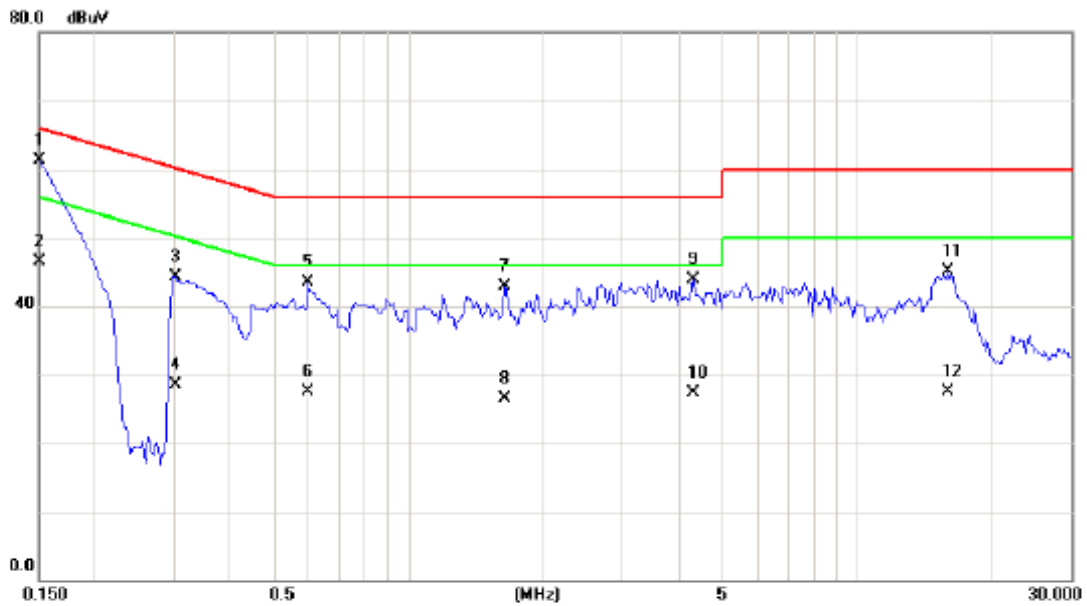


E.U.T :	46 inch(116.8 cm)Display	Model Name :	BDL4620QL
Temperature :	25° C	Relative Humidity :	58 %
Pressure :	1013 hPa	Test Voltage :	AC 120V/60Hz
Test Mode :	DVI 1920*1080 60Hz	Phase:	Line
Test Engineer :	Pike Lee	Panel :	TPV / TPT460H1



No. Mk.	Freq. MHz	Reading Level dBuV	Correct Factor dB	Measurement dBuV	Limit dBuV	Over dB	Detector	Comment
1 *	0.1500	50.10	9.63	59.73	66.00	-6.27	QP	
2	0.1500	37.00	9.63	46.63	56.00	-9.37	AVG	
3	0.3062	32.27	9.67	41.94	60.07	-18.13	QP	
4	0.3062	20.10	9.67	29.77	50.07	-20.30	AVG	
5	0.4937	30.90	9.70	40.60	56.11	-15.51	QP	
6	0.4937	18.40	9.70	28.10	46.11	-18.01	AVG	
7	0.7671	32.87	9.72	42.59	56.00	-13.41	QP	
8	0.7671	16.80	9.72	26.52	46.00	-19.48	AVG	
9	1.0523	29.99	9.74	39.73	56.00	-16.27	QP	
10	1.0523	17.80	9.74	27.54	46.00	-18.46	AVG	
11	4.0195	30.33	9.90	40.23	56.00	-15.77	QP	
12	4.0195	19.00	9.90	28.90	46.00	-17.10	AVG	

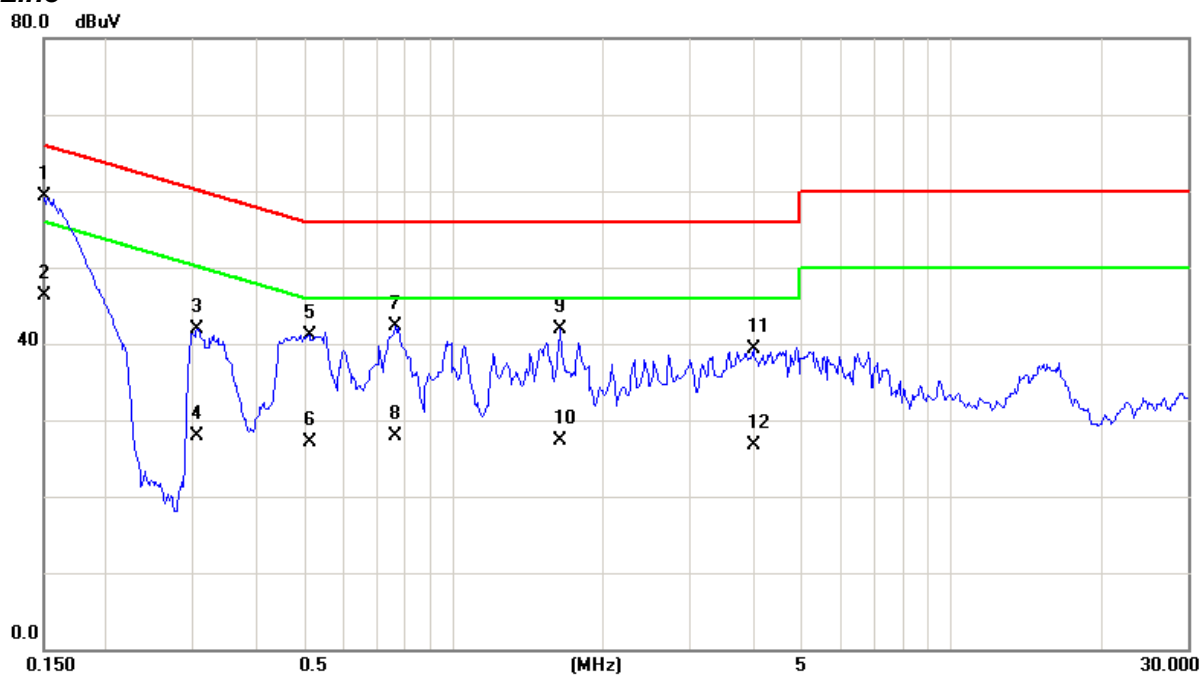
E.U.T :	46 inch(116.8 cm)Display	Model Name :	BDL4620QL
Temperature :	25° C	Relative Humidity :	58 %
Pressure :	1013 hPa	Test Voltage :	AC 120V/60Hz
Test Mode :	DVI 1920*1080 60Hz	Phase:	Neutral
Test Engineer :	Pike Lee	Panel :	TPV / TPT460H1



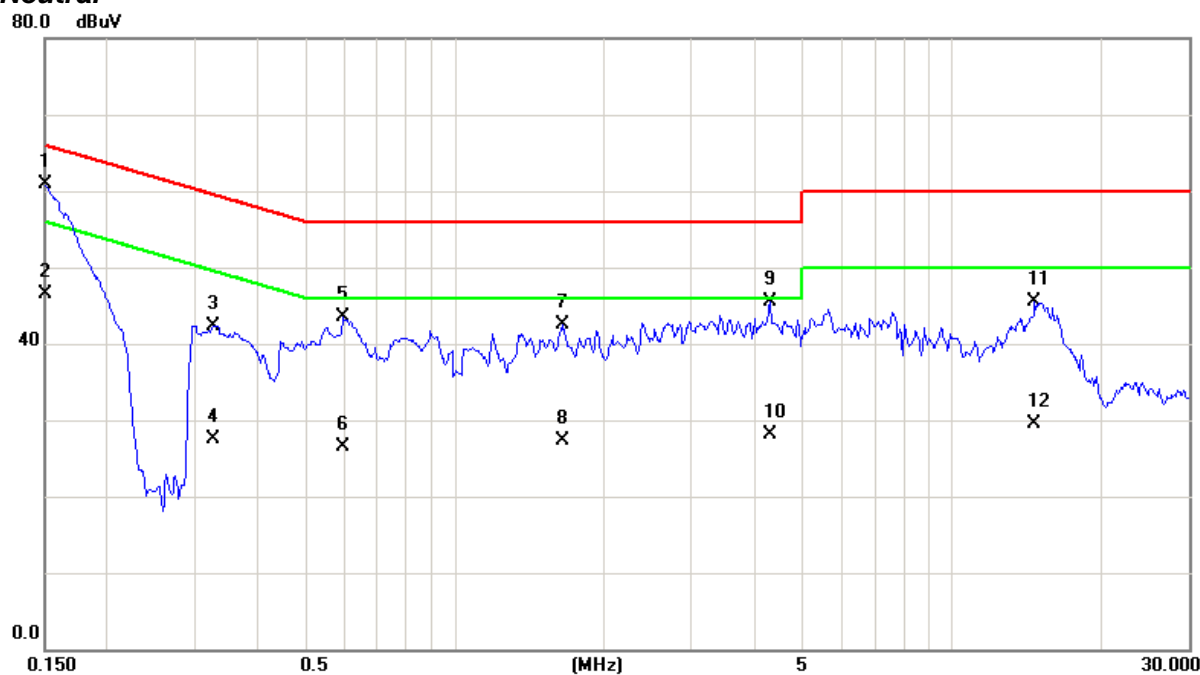
No. Mk.	Freq. MHz	Reading Level dBuV	Correct Factor dB	Measure- ment dBuV	Limit dBuV	Over dB	Detector	Comment
1 *	0.1500	51.63	9.70	61.33	66.00	-4.67	QP	
2	0.1500	36.80	9.70	46.50	56.00	-9.50	AVG	
3	0.3023	34.51	9.72	44.23	60.18	-15.95	QP	
4	0.3023	18.80	9.72	28.52	50.18	-21.66	AVG	
5	0.5953	33.73	9.74	43.47	56.00	-12.53	QP	
6	0.5953	17.80	9.74	27.54	46.00	-18.46	AVG	
7	1.6382	33.08	9.83	42.91	56.00	-13.09	QP	
8	1.6382	16.70	9.83	26.53	46.00	-19.47	AVG	
9	4.3163	34.04	9.93	43.97	56.00	-12.03	QP	
10	4.3163	17.40	9.93	27.33	46.00	-18.67	AVG	
11	16.0507	34.58	10.52	45.10	60.00	-14.90	QP	
12	16.0507	16.90	10.52	27.42	50.00	-22.58	AVG	

E.U.T :	46 inch(116.8 cm)Display	Model Name :	BDL4620QL
Temperature :	25° C	Relative Humidity :	58 %
Pressure :	1013 hPa	Test Voltage :	AC 120V/60Hz
Test Mode :	DVI 1280*1024 75Hz	Panel :	TPV / TPT460H1
Test Engineer :	Pike Lee		

Line

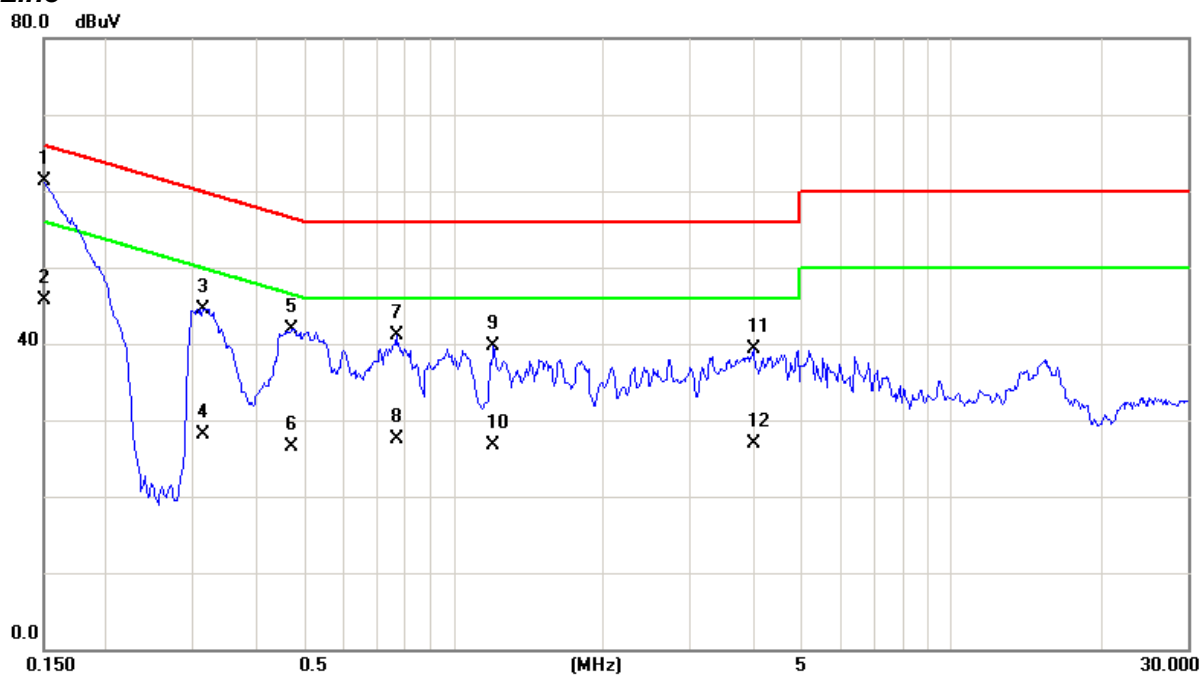


Neutral

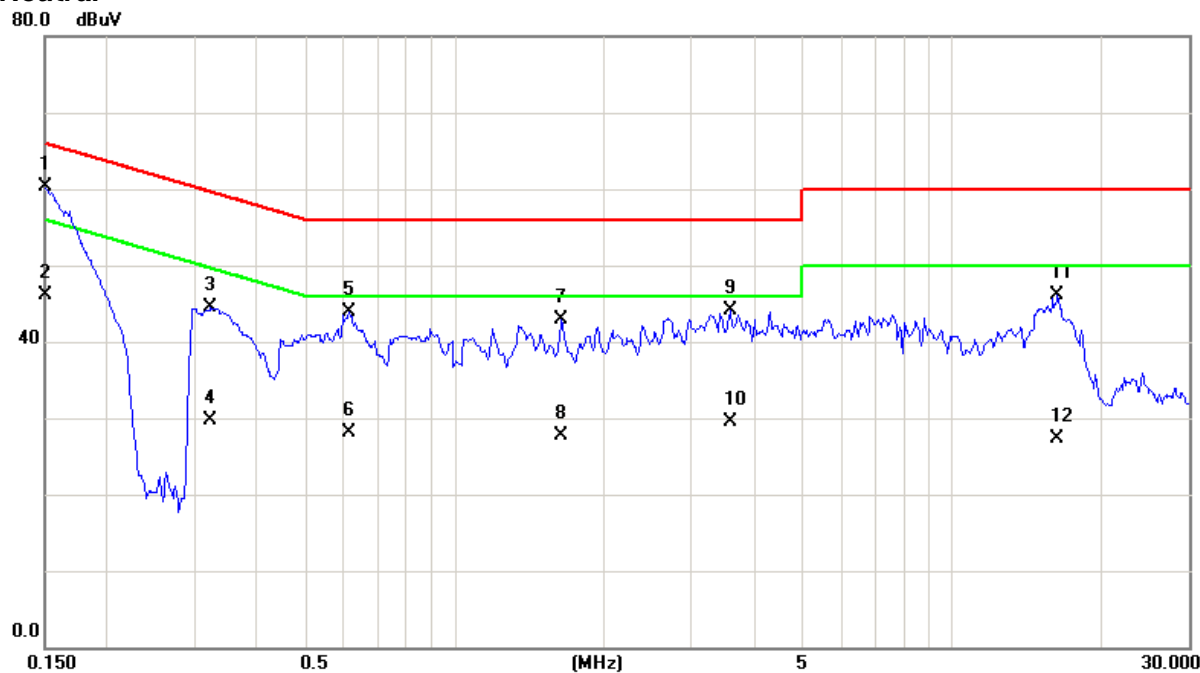


E.U.T :	46 inch(116.8 cm)Display	Model Name :	BDL4620QL
Temperature :	25° C	Relative Humidity :	58 %
Pressure :	1013 hPa	Test Voltage :	AC 120V/60Hz
Test Mode :	DVI 640*480 60Hz	Panel :	TPV / TPT460H1
Test Engineer :	Pike Lee		

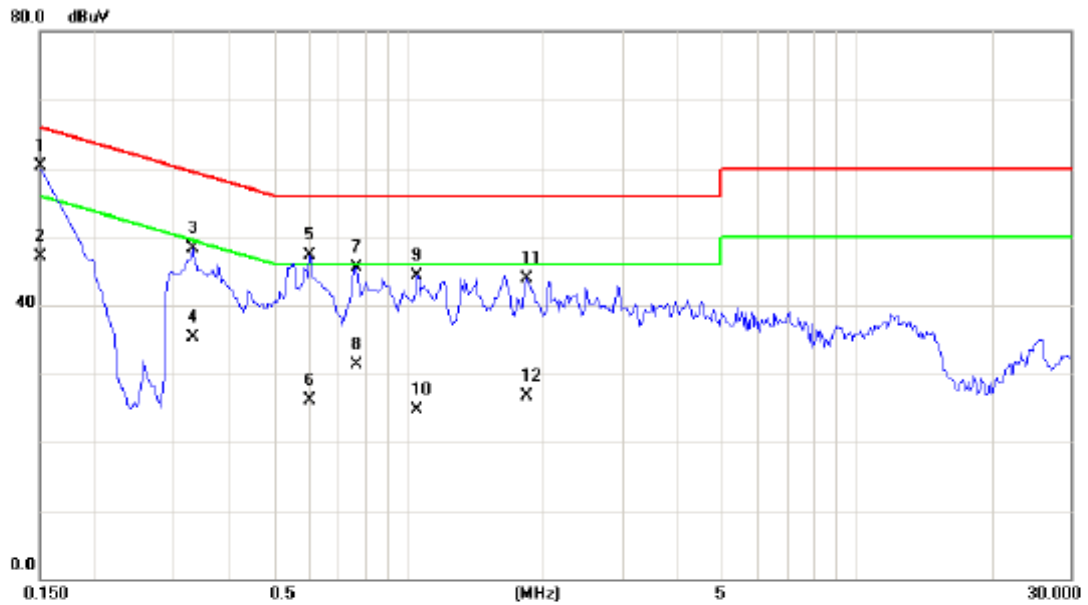
Line



Neutral

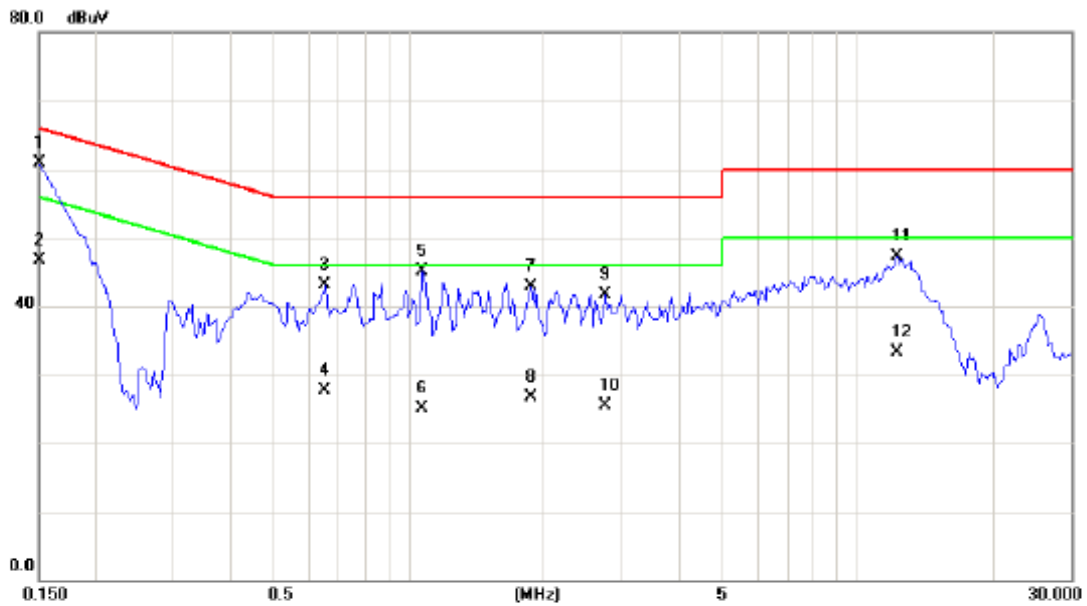


E.U.T :	46 inch(116.8 cm)Display	Model Name :	BDL4620QL
Temperature :	25° C	Relative Humidity :	58 %
Pressure :	1013 hPa	Test Voltage :	AC 120V/60Hz
Test Mode :	HDMI 1080P	Phase:	Line
Test Engineer :	Pike Lee	Panel :	TPV / TPT460H1



No.	Mk.	Freq. MHz	Reading Level dBuV	Correct Factor dB	Measure- ment dBuV	Limit dBuV	Over dB	Detector	Comment
1	*	0.1500	50.63	9.63	60.26	66.00	-5.74	QP	
2		0.1500	37.50	9.63	47.13	56.00	-8.87	AVG	
3		0.3297	38.57	9.67	48.24	59.46	-11.22	QP	
4		0.3297	25.70	9.67	35.37	49.46	-14.09	AVG	
5		0.6031	37.53	9.71	47.24	56.00	-8.76	QP	
6		0.6031	16.30	9.71	26.01	46.00	-19.99	AVG	
7		0.7632	35.83	9.72	45.55	56.00	-10.45	QP	
8		0.7632	21.50	9.72	31.22	46.00	-14.78	AVG	
9		1.0484	34.51	9.74	44.25	56.00	-11.75	QP	
10		1.0484	15.00	9.74	24.74	46.00	-21.26	AVG	
11		1.8375	34.04	9.83	43.87	56.00	-12.13	QP	
12		1.8375	16.80	9.83	26.63	46.00	-19.37	AVG	

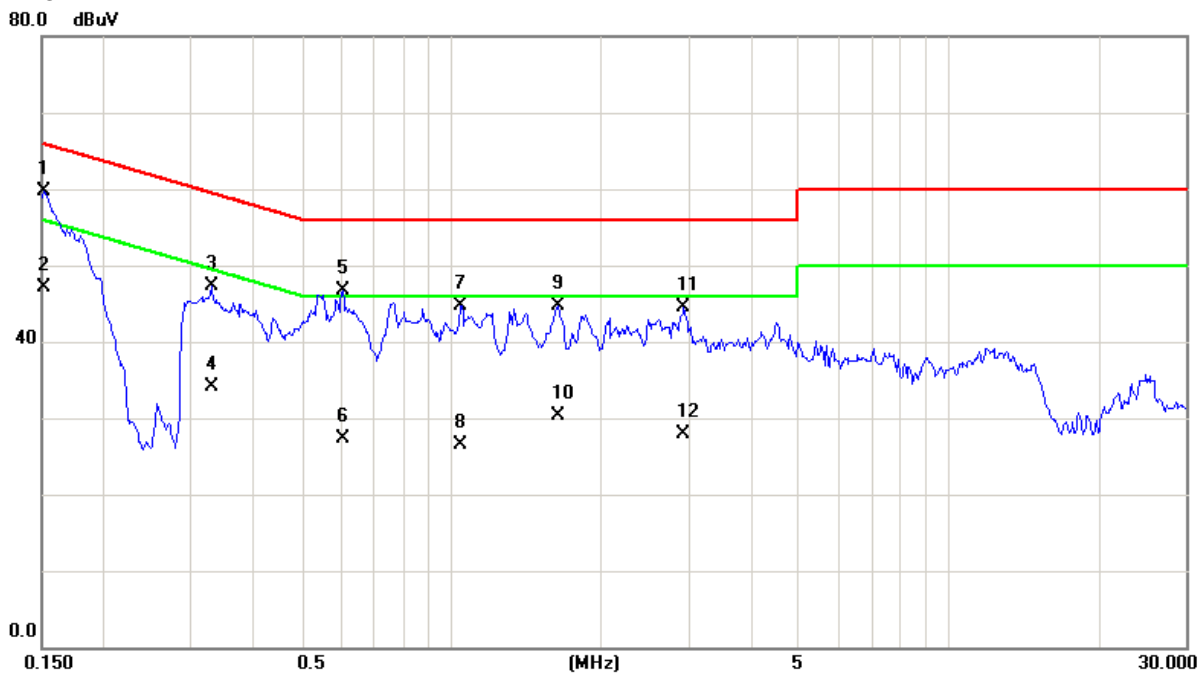
E.U.T :	46 inch(116.8 cm)Display	Model Name :	BDL4620QL
Temperature :	25° C	Relative Humidity :	58 %
Pressure :	1013 hPa	Test Voltage :	AC 120V/60Hz
Test Mode :	HDMI 1080P	Phase:	Neutral
Test Engineer :	Pike Lee	Panel :	TPV / TPT460H1



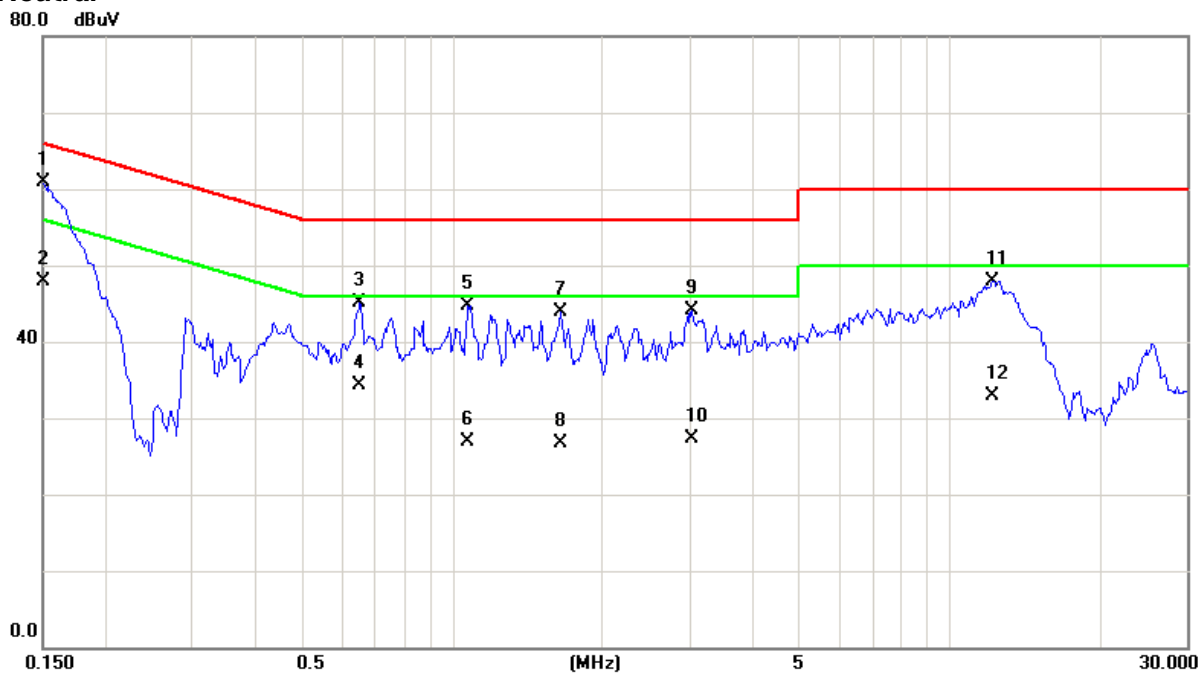
No. Mk.	Freq. MHz	Reading Level dBuV	Correct Factor dB	Measure- ment dBuV	Limit dBuV	Over dB	Detector	Comment
1 *	0.1500	51.17	9.70	60.87	66.00	-5.13	QP	
2	0.1500	37.00	9.70	46.70	56.00	-9.30	AVG	
3	0.6540	33.34	9.75	43.09	56.00	-12.91	QP	
4	0.6540	17.90	9.75	27.65	46.00	-18.35	AVG	
5	1.0758	35.37	9.78	45.15	56.00	-10.85	QP	
6	1.0758	15.30	9.78	25.08	46.00	-20.92	AVG	
7	1.8766	33.02	9.85	42.87	56.00	-13.13	QP	
8	1.8766	16.90	9.85	26.75	46.00	-19.25	AVG	
9	2.7594	31.84	9.88	41.72	56.00	-14.28	QP	
10	2.7594	15.70	9.88	25.58	46.00	-20.42	AVG	
11	12.2772	37.03	10.35	47.38	60.00	-12.62	QP	
12	12.2772	23.00	10.35	33.35	50.00	-16.65	AVG	

E.U.T :	46 inch(116.8 cm)Display	Model Name :	BDL4620QL
Temperature :	25° C	Relative Humidity :	58 %
Pressure :	1013 hPa	Test Voltage :	AC 120V/60Hz
Test Mode :	HDMI 576I	Panel :	TPV / TPT460H1
Test Engineer :	Pike Lee		

Line

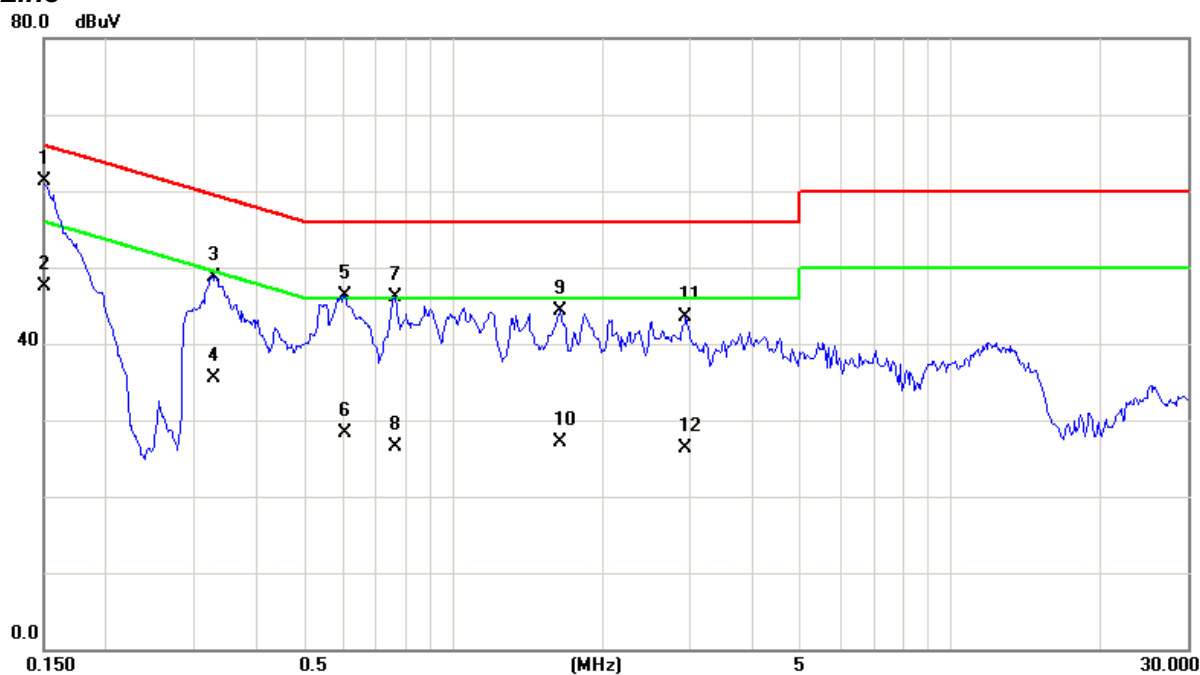


Neutral

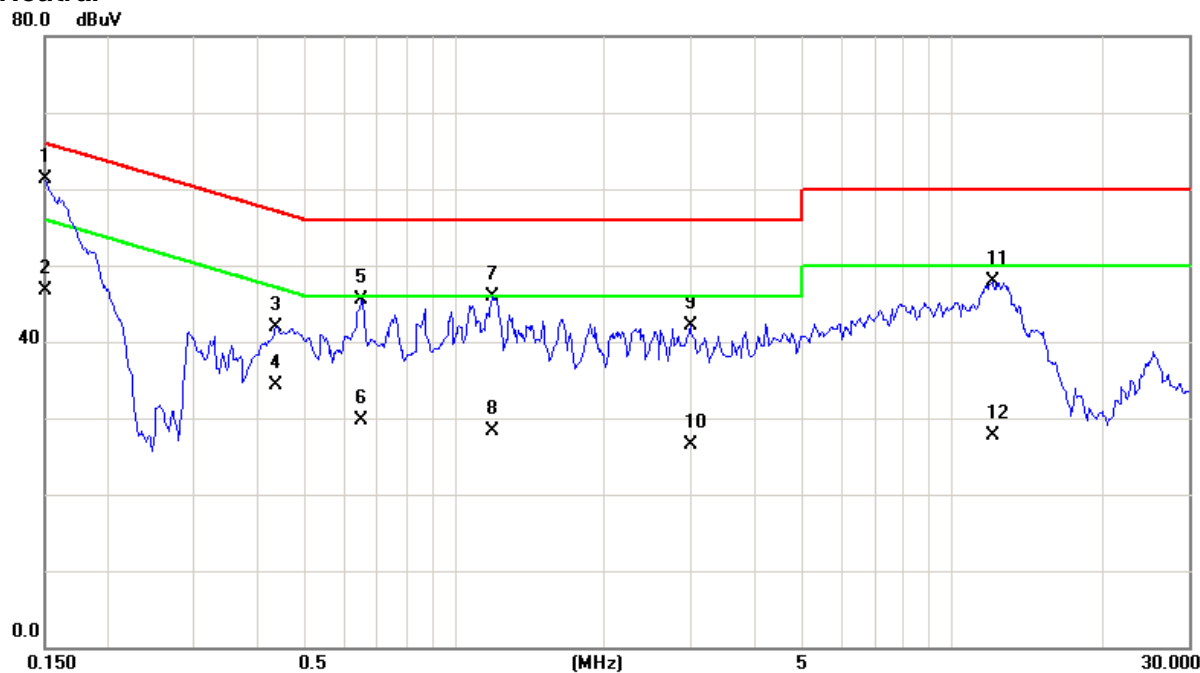


E.U.T :	46 inch(116.8 cm)Display	Model Name :	BDL4620QL
Temperature :	25° C	Relative Humidity :	58 %
Pressure :	1013 hPa	Test Voltage :	AC 120V/60Hz
Test Mode :	HDMI 480P	Panel :	TPV / TPT460H1
Test Engineer :	Pike Lee		

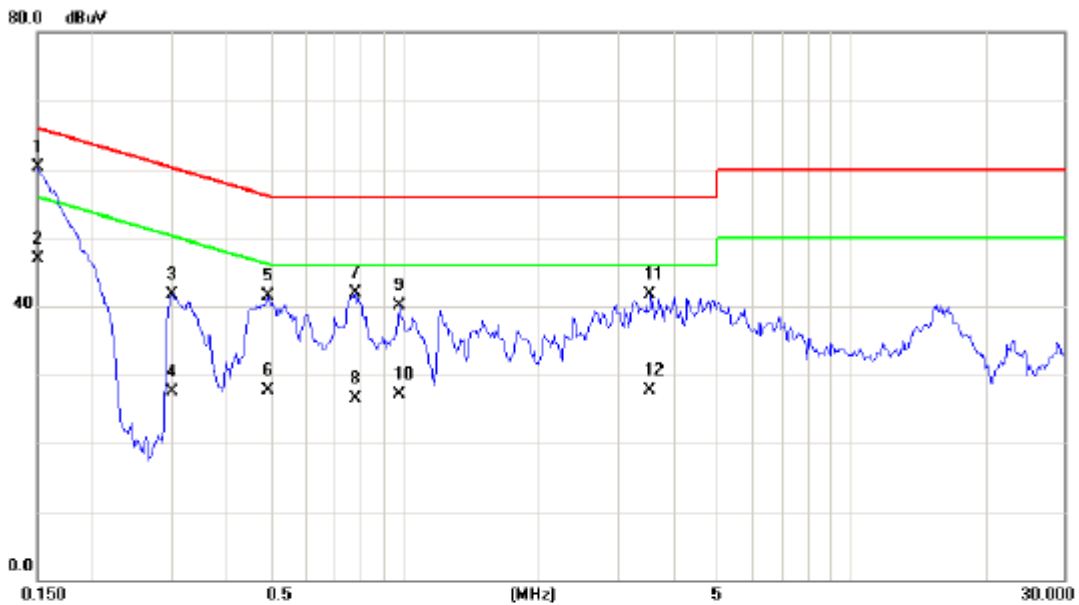
Line



Neutral

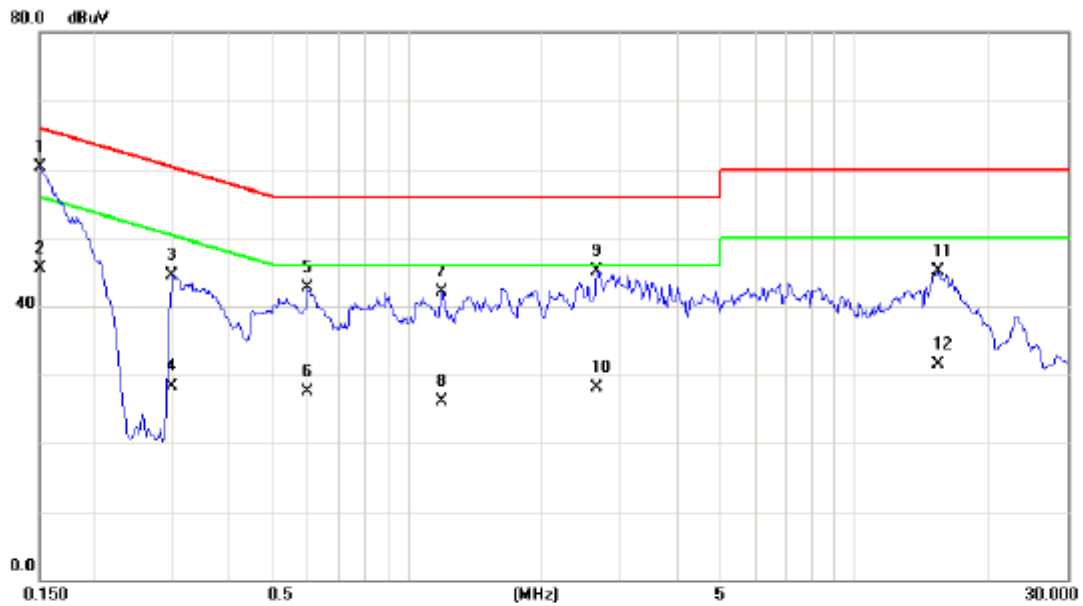


E.U.T :	46 inch(116.8 cm)Display	Model Name :	BDL4620QL
Temperature :	25° C	Relative Humidity :	58 %
Pressure :	1013 hPa	Test Voltage :	AC 120V/60Hz
Test Mode :	PIP(D-Sub+HDMI)	Phase:	Line
Test Engineer :	Pike Lee	Panel :	TPV / TPT460H1



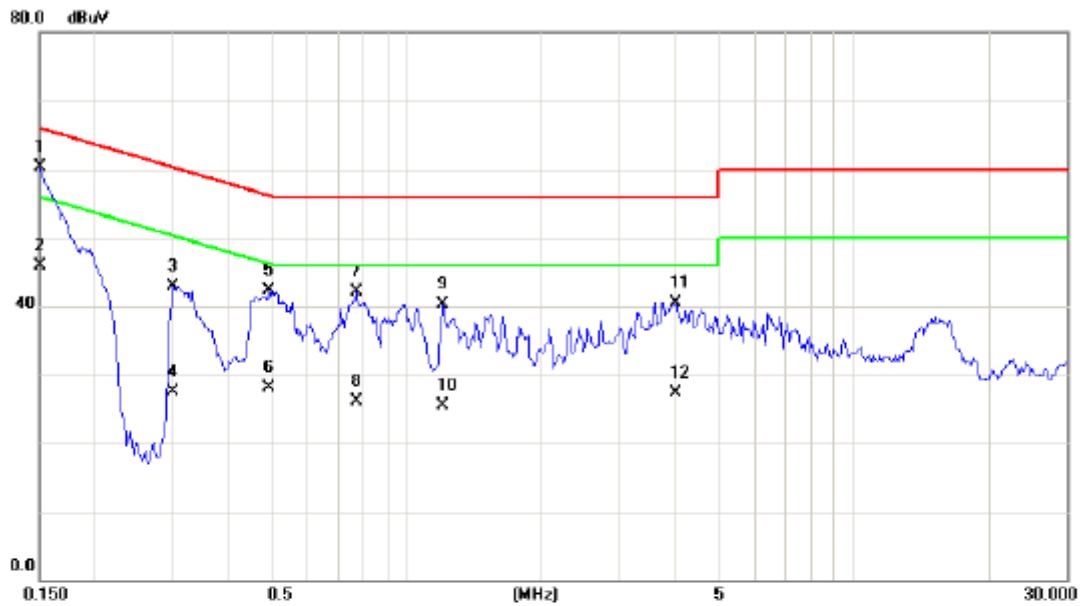
No.	Mk.	Freq. MHz	Reading Level dBuV	Correct Factor dB	Measure- ment dBuV	Limit dBuV	Over dB	Detector	Comment
1	*	0.1500	50.66	9.63	60.29	66.00	-5.71	QP	
2		0.1500	37.30	9.63	46.93	56.00	-9.07	AVG	
3		0.3002	32.12	9.67	41.79	60.24	-18.45	QP	
4		0.3002	17.80	9.67	27.47	50.24	-22.77	AVG	
5		0.4937	31.82	9.70	41.52	56.11	-14.59	QP	
6		0.4937	18.00	9.70	27.70	46.11	-18.41	AVG	
7		0.7751	32.11	9.72	41.83	56.00	-14.17	QP	
8		0.7751	16.80	9.72	26.52	46.00	-19.48	AVG	
9		0.9703	30.32	9.74	40.06	56.00	-15.94	QP	
10		0.9703	17.40	9.74	27.14	46.00	-18.86	AVG	
11		3.5625	31.86	9.88	41.74	56.00	-14.26	QP	
12		3.5625	17.80	9.88	27.68	46.00	-18.32	AVG	

E.U.T :	46 inch(116.8 cm)Display	Model Name :	BDL4620QL
Temperature :	25° C	Relative Humidity :	58 %
Pressure :	1013 hPa	Test Voltage :	AC 120V/60Hz
Test Mode :	PIP(D-Sub+HDMI)	Phase:	Neutral
Test Engineer :	Pike Lee	Panel :	TPV / TPT460H1



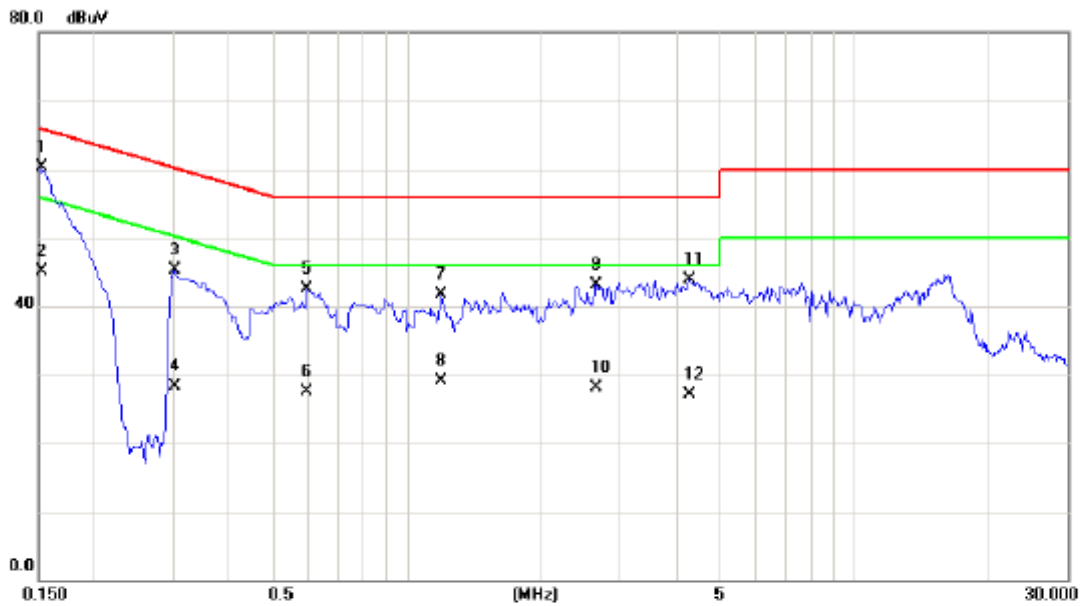
No. Mk.	Freq. MHz	Reading Level dBuV	Correct Factor dB	Measure- ment dBuV	Limit dBuV	Over dB	Detector	Comment
1 *	0.1500	50.69	9.70	60.39	66.00	-5.61	QP	
2	0.1500	35.85	9.70	45.55	56.00	-10.45	AVG	
3	0.2983	34.74	9.72	44.46	60.29	-15.83	QP	
4	0.2983	18.50	9.72	28.22	50.29	-22.07	AVG	
5	0.5953	32.91	9.74	42.65	56.00	-13.35	QP	
6	0.5953	17.80	9.74	27.54	46.00	-18.46	AVG	
7	1.1930	32.25	9.79	42.04	56.00	-13.96	QP	
8	1.1930	16.30	9.79	26.09	46.00	-19.91	AVG	
9	2.6617	35.22	9.88	45.10	56.00	-10.90	QP	
10	2.6617	18.20	9.88	28.08	46.00	-17.92	AVG	
11	15.4530	34.48	10.54	45.02	60.00	-14.98	QP	
12	15.4530	21.00	10.54	31.54	50.00	-18.46	AVG	

E.U.T :	46 inch(116.8 cm)Display	Model Name :	BDL4620QL
Temperature :	25° C	Relative Humidity :	58 %
Pressure :	1013 hPa	Test Voltage :	AC 120V/60Hz
Test Mode :	LAN 100Mbps	Phase:	Line
Test Engineer :	Pike Lee	Panel :	TPV / TPT460H1



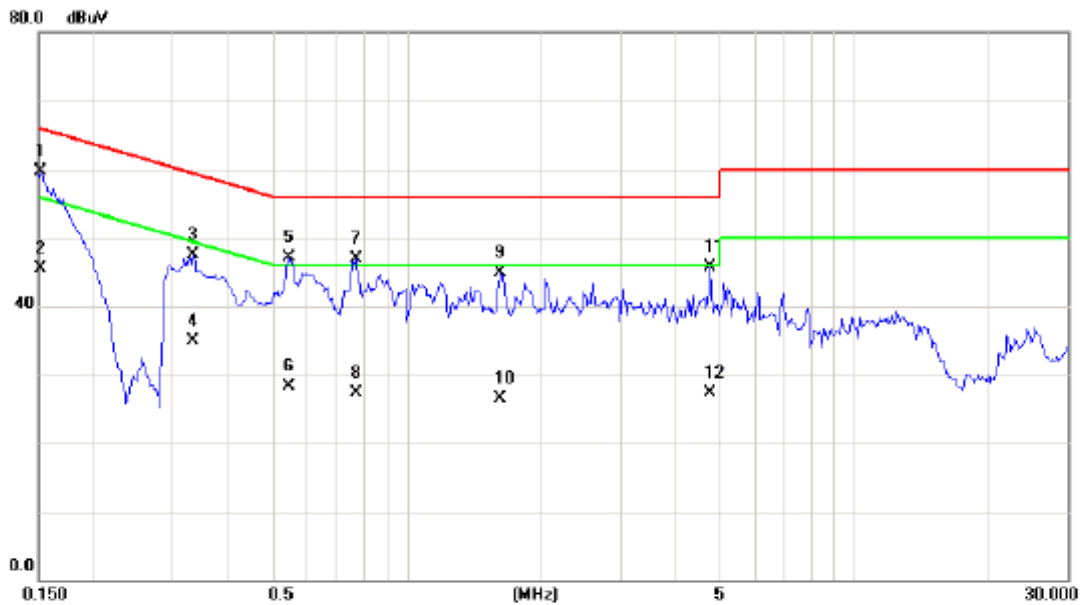
No.	Mk.	Freq. MHz	Reading Level dBuV	Correct Factor dB	Measure- ment dBuV	Limit dBuV	Over dB	Detector	Comment
1	*	0.1500	50.60	9.63	60.23	66.00	-5.77	QP	
2		0.1500	36.30	9.63	45.93	56.00	-10.07	AVG	
3		0.2983	33.19	9.67	42.86	60.29	-17.43	QP	
4		0.2983	17.80	9.67	27.47	50.29	-22.82	AVG	
5		0.4890	32.54	9.70	42.24	56.18	-13.94	QP	
6		0.4890	18.40	9.70	28.10	46.18	-18.08	AVG	
7		0.7671	32.37	9.72	42.09	56.00	-13.91	QP	
8		0.7671	16.40	9.72	26.12	46.00	-19.88	AVG	
9		1.2083	30.47	9.76	40.23	56.00	-15.77	QP	
10		1.2083	15.80	9.76	25.56	46.00	-20.44	AVG	
11		3.9850	30.69	9.90	40.59	56.00	-15.41	QP	
12		3.9850	17.40	9.90	27.30	46.00	-18.70	AVG	

E.U.T :	46 inch(116.8 cm)Display	Model Name :	BDL4620QL
Temperature :	25° C	Relative Humidity :	58 %
Pressure :	1013 hPa	Test Voltage :	AC 120V/60Hz
Test Mode :	LAN 100Mbps	Phase:	Neutral
Test Engineer :	Pike Lee	Panel :	TPV / TPT460H1



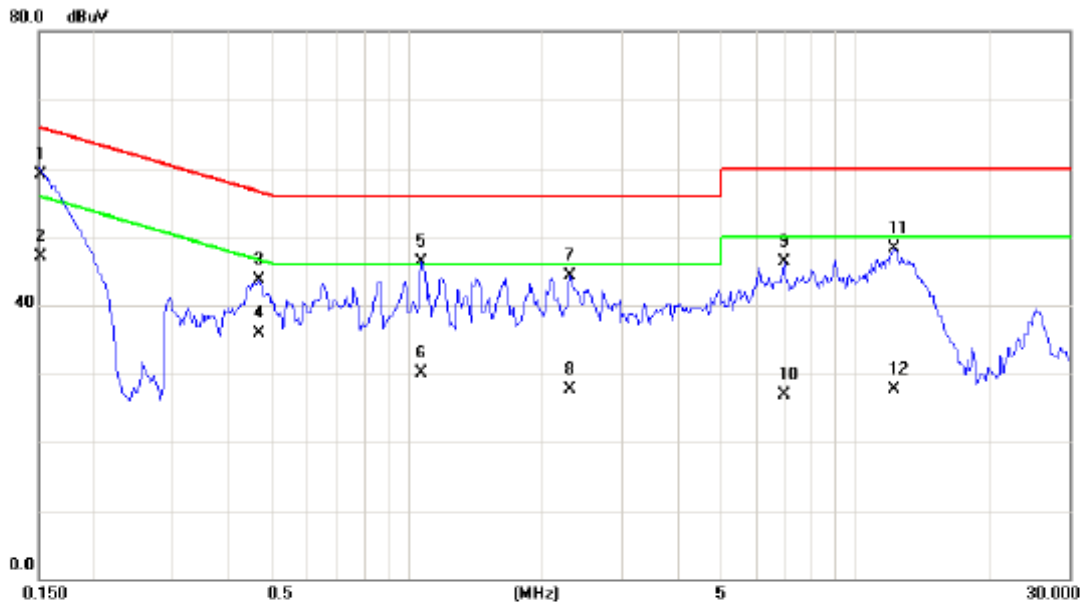
No. Mk.	Freq. MHz	Reading Level dBuV	Correct Factor dB	Measure- ment dBuV	Limit dBuV	Over dB	Detector	Comment
1 *	0.1524	50.51	9.70	60.21	65.87	-5.66	QP	
2	0.1524	35.40	9.70	45.10	55.87	-10.77	AVG	
3	0.3023	35.51	9.72	45.23	60.18	-14.95	QP	
4	0.3023	18.60	9.72	28.32	50.18	-21.86	AVG	
5	0.5953	32.73	9.74	42.47	56.00	-13.53	QP	
6	0.5953	17.80	9.74	27.54	46.00	-18.46	AVG	
7	1.1968	31.95	9.79	41.74	56.00	-14.26	QP	
8	1.1968	19.30	9.79	29.09	46.00	-16.91	AVG	
9	2.6500	33.29	9.88	43.17	56.00	-12.83	QP	
10	2.6500	18.20	9.88	28.08	46.00	-17.92	AVG	
11	4.2690	33.90	9.93	43.83	56.00	-12.17	QP	
12	4.2690	17.10	9.93	27.03	46.00	-18.97	AVG	

E.U.T :	46 inch(116.8 cm)Display	Model Name :	BDL4620QL
Temperature :	25° C	Relative Humidity :	58 %
Pressure :	1013 hPa	Test Voltage :	AC 120V/60Hz
Test Mode :	YPBPR IN	Phase:	Line
Test Engineer :	Pike Lee	Panel :	TPV / TPT460H1



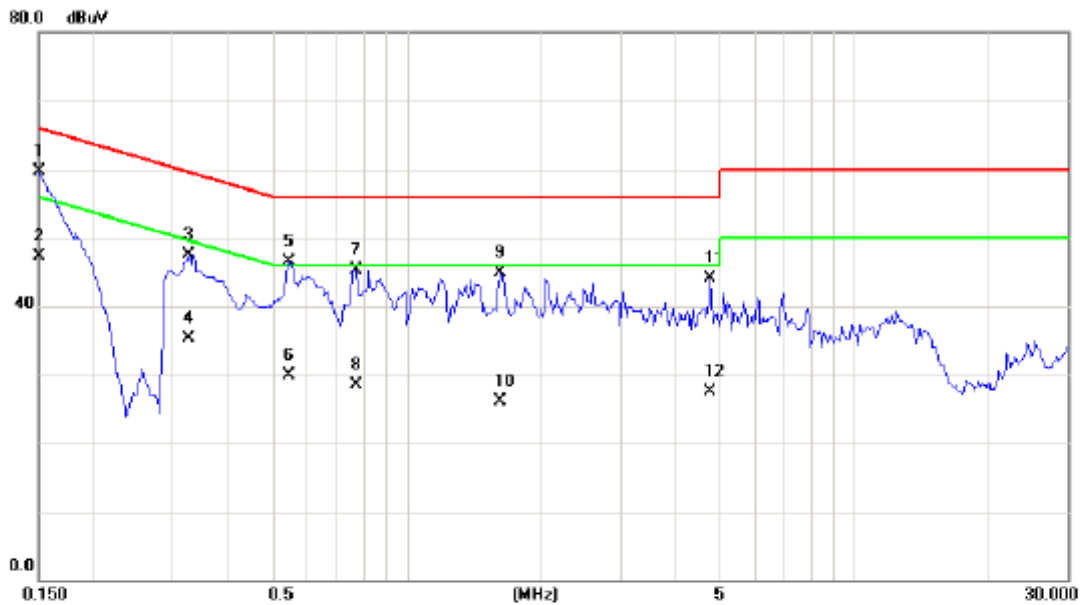
No.	Mk.	Freq. MHz	Reading Level dBuV	Correct Factor dB	Measure- ment dBuV	Limit dBuV	Over dB	Detector	Comment
1	*	0.1514	50.05	9.63	59.68	65.92	-6.24	QP	
2		0.1514	35.80	9.63	45.43	55.92	-10.49	AVG	
3		0.3335	37.77	9.67	47.44	59.36	-11.92	QP	
4		0.3335	25.20	9.67	34.87	49.36	-14.49	AVG	
5		0.5444	37.33	9.70	47.03	56.00	-8.97	QP	
6		0.5444	18.70	9.70	28.40	46.00	-17.60	AVG	
7		0.7671	37.15	9.72	46.87	56.00	-9.13	QP	
8		0.7671	17.50	9.72	27.22	46.00	-18.78	AVG	
9		1.6187	35.20	9.80	45.00	56.00	-11.00	QP	
10		1.6187	16.80	9.80	26.60	46.00	-19.40	AVG	
11		4.7694	35.72	9.92	45.64	56.00	-10.36	QP	
12		4.7694	17.40	9.92	27.32	46.00	-18.68	AVG	

E.U.T :	46 inch(116.8 cm)Display	Model Name :	BDL4620QL
Temperature :	25° C	Relative Humidity :	58 %
Pressure :	1013 hPa	Test Voltage :	AC 120V/60Hz
Test Mode :	YPBPR IN	Phase:	Neutral
Test Engineer :	Pike Lee	Panel :	TPV / TPT460H1



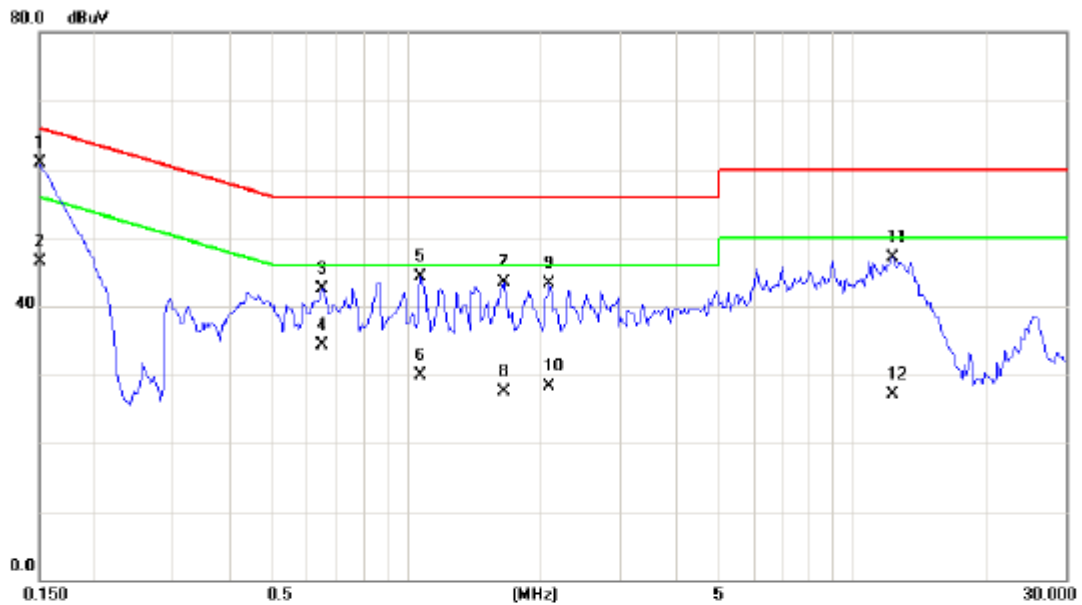
No.	Mk.	Freq. MHz	Reading Level dBuV	Correct Factor dB	Measure- ment dBuV	Limit dBuV	Over dB	Detector	Comment
1	*	0.1540	49.44	9.70	59.14	65.78	-6.64	QP	
2		0.1540	37.40	9.70	47.10	55.78	-8.68	AVG	
3		0.4663	33.94	9.74	43.68	56.58	-12.90	QP	
4		0.4663	26.20	9.74	35.94	46.58	-10.64	AVG	
5		1.0718	36.45	9.78	46.23	56.00	-9.77	QP	
6		1.0718	20.40	9.78	30.18	46.00	-15.82	AVG	
7		2.3062	34.50	9.87	44.37	56.00	-11.63	QP	
8		2.3062	17.80	9.87	27.67	46.00	-18.33	AVG	
9		6.9295	36.22	10.01	46.23	60.00	-13.77	QP	
10		6.9295	16.80	10.01	26.81	50.00	-23.19	AVG	
11		12.1882	37.92	10.34	48.26	60.00	-11.74	QP	
12		12.1882	17.40	10.34	27.74	50.00	-22.26	AVG	

E.U.T :	46 inch(116.8 cm)Display	Model Name :	BDL4620QL
Temperature :	25° C	Relative Humidity :	58 %
Pressure :	1013 hPa	Test Voltage :	AC 120V/60Hz
Test Mode :	AV IN	Phase:	Line
Test Engineer :	Pike Lee	Panel :	TPV / TPT460H1



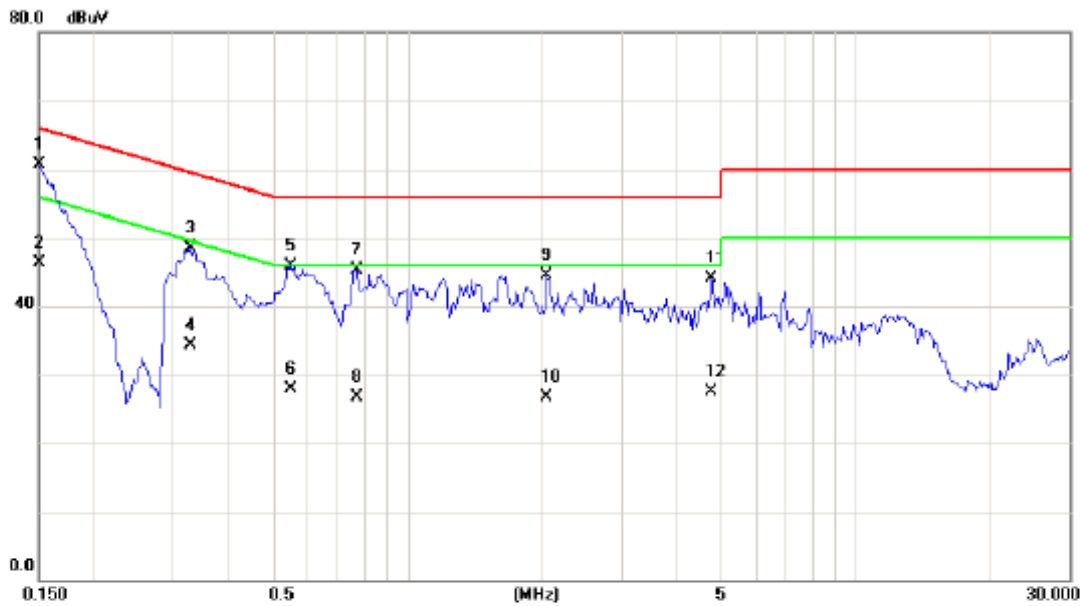
No. Mk.	Freq. MHz	Reading Level dBuV	Correct Factor dB	Measurement dBuV	Limit dBuV	Over dB	Detector	Comment
1 *	0.1500	50.11	9.63	59.74	66.00	-6.26	QP	
2	0.1500	37.60	9.63	47.23	56.00	-8.77	AVG	
3	0.3257	37.79	9.67	47.46	59.56	-12.10	QP	
4	0.3257	25.60	9.67	35.27	49.56	-14.29	AVG	
5	0.5445	36.83	9.70	46.53	56.00	-9.47	QP	
6	0.5445	20.20	9.70	29.90	46.00	-16.10	AVG	
7	0.7671	35.65	9.72	45.37	56.00	-10.63	QP	
8	0.7671	18.80	9.72	28.52	46.00	-17.48	AVG	
9	1.6187	35.20	9.80	45.00	56.00	-11.00	QP	
10	1.6187	16.30	9.80	26.10	46.00	-19.90	AVG	
11	4.7695	34.22	9.92	44.14	56.00	-11.86	QP	
12	4.7695	17.50	9.92	27.42	46.00	-18.58	AVG	

E.U.T :	46 inch(116.8 cm)Display	Model Name :	BDL4620QL
Temperature :	25° C	Relative Humidity :	58 %
Pressure :	1013 hPa	Test Voltage :	AC 120V/60Hz
Test Mode :	AV IN	Phase:	Neutral
Test Engineer :	Pike Lee	Panel :	TPV / TPT460H1



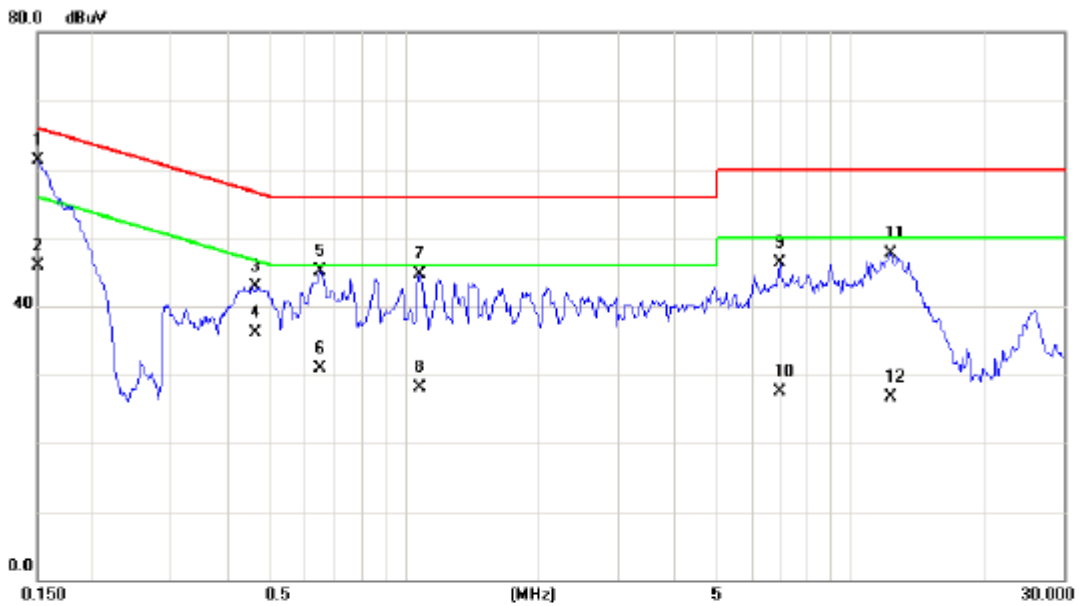
No. Mk.	Freq. MHz	Reading Level dBuV	Correct Factor dB	Measurement dBuV	Limit dBuV	Over dB	Detector	Comment
1 *	0.1500	51.17	9.70	60.87	66.00	-5.13	QP	
2	0.1500	36.90	9.70	46.60	56.00	-9.40	AVG	
3	0.6460	32.76	9.75	42.51	56.00	-13.49	QP	
4	0.6460	24.60	9.75	34.35	46.00	-11.65	AVG	
5	1.0718	34.45	9.78	44.23	56.00	-11.77	QP	
6	1.0718	20.20	9.78	29.98	46.00	-16.02	AVG	
7	1.6500	33.59	9.83	43.42	56.00	-12.58	QP	
8	1.6500	17.60	9.83	27.43	46.00	-18.57	AVG	
9	2.0953	33.41	9.86	43.27	56.00	-12.73	QP	
10	2.0953	18.50	9.86	28.36	46.00	-17.64	AVG	
11	12.2695	36.83	10.35	47.18	60.00	-12.82	QP	
12	12.2695	16.80	10.35	27.15	50.00	-22.85	AVG	

E.U.T :	46 inch(116.8 cm)Display	Model Name :	BDL4620QL
Temperature :	25° C	Relative Humidity :	58 %
Pressure :	1013 hPa	Test Voltage :	AC 120V/60Hz
Test Mode :	USB PLAY	Phase:	Line
Test Engineer :	Pike Lee	Panel :	TPV / TPT460H1



No. Mk.	Freq. MHz	Reading Level dBuV	Correct Factor dB	Measurement dBuV	Limit dBuV	Over dB	Detector	Comment
1 *	0.1500	51.11	9.63	60.74	66.00	-5.26	QP	
2	0.1500	36.70	9.63	46.33	56.00	-9.67	AVG	
3	0.3266	38.91	9.67	48.58	59.54	-10.96	QP	
4	0.3266	24.60	9.67	34.27	49.54	-15.27	AVG	
5	0.5463	36.16	9.70	45.86	56.00	-10.14	QP	
6	0.5463	18.20	9.70	27.90	46.00	-18.10	AVG	
7	0.7671	35.65	9.72	45.37	56.00	-10.63	QP	
8	0.7671	17.00	9.72	26.72	46.00	-19.28	AVG	
9	2.0482	34.74	9.84	44.58	56.00	-11.42	QP	
10	2.0482	16.90	9.84	26.74	46.00	-19.26	AVG	
11	4.7694	34.22	9.92	44.14	56.00	-11.86	QP	
12	4.7694	17.50	9.92	27.42	46.00	-18.58	AVG	

E.U.T :	46 inch(116.8 cm)Display	Model Name :	BDL4620QL
Temperature :	25° C	Relative Humidity :	58 %
Pressure :	1013 hPa	Test Voltage :	AC 120V/60Hz
Test Mode :	USB PLAY	Phase:	Neutral
Test Engineer :	Pike Lee	Panel :	TPV / TPT460H1



No.	Mk.	Freq. MHz	Reading Level dBuV	Correct Factor dB	Measure- ment dBuV	Limit dBuV	Over dB	Detector	Comment
1	*	0.1500	51.67	9.70	61.37	66.00	-4.63	QP	
2		0.1500	36.30	9.70	46.00	56.00	-10.00	AVG	
3		0.4636	33.25	9.74	42.99	56.63	-13.64	QP	
4		0.4636	26.30	9.74	36.04	46.63	-10.59	AVG	
5		0.6460	35.26	9.75	45.01	56.00	-10.99	QP	
6		0.6460	21.20	9.75	30.95	46.00	-15.05	AVG	
7		1.0766	34.85	9.78	44.63	56.00	-11.37	QP	
8		1.0766	18.40	9.78	28.18	46.00	-17.82	AVG	
9		6.9294	36.22	10.01	46.23	60.00	-13.77	QP	
10		6.9294	17.50	10.01	27.51	50.00	-22.49	AVG	
11		12.2695	37.33	10.35	47.68	60.00	-12.32	QP	
12		12.2695	16.30	10.35	26.65	50.00	-23.35	AVG	

4.2 RADIATED EMISSION MEASUREMENT

4.2.1 LIMITS OF RADIATED EMISSION MEASUREMENT

Below 1 GHz

Measurement Method and Applied Limits:

ANSI C63.4:

Frequency (MHz)	Class A (at 10m)		Class B (at 3m)	
	(uV/m) Field strength	(dBuV/m) Field strength	(uV/m) Field strength	(dBuV/m) Field strength
30 - 88	90	39	100	40
88 - 216	150	43.5	150	43.5
216 - 960	210	46.4	200	46
Above 960	300	49.5	500	54

CISPR 22 or CAN/CSA-CISPR 22-10:

Frequency (MHz)	Class A (at 10m)	Class B (at 10m)
	dBuV/m	
30 - 230	40	30
230 - 1000	47	37

Above 1 GHz

Measurement Method and Applied Limits:

ANSI C63.4:

Frequency (MHz)	Class A				Class B	
	(dBuV/m) (at 3m)		(dBuV/m) (at 10m)		(dBuV/m) (at 3m)	
	Peak	Average	Peak	Average	Peak	Average
Above 1000	80	60	69.5	49.5	74	54

FREQUENCY RANGE OF RADIATED MEASUREMENT (FOR UNINTENTIONAL RADIATORS)

Highest frequency generated or Upper frequency of measurement used in the device or on which the device operates or tunes (MHz)	Range (MHz)
Below 1.705	30
1.705 - 108	1000
108 - 500	2000
500 - 1000	5000
Above 1000	5 th harmonic of the highest frequency or 40 GHz, whichever is lower

NOTE:

- (1) The limit for radiated test was performed according to as following:
FCC Part 15, Subpart B: 2014; ICES-003 Issue 5: 2012.
- (2) The tighter limit applies at the band edges.
- (3) Emission level (dBuV/m) = 20log Emission level (uV/m).
3m Emission level = 10m Emission level + 20log(10m/3m).
- (4) The test result calculated as following:
Measurement Value = Reading Level + Correct Factor
Correct Factor = Antenna Factor + Cable Loss - Amplifier Gain(if use)
Margin Level = Measurement Value - Limit Value

4.2.2 MEASUREMENT INSTRUMENTS LIST

Item	Kind of Equipment	Manufacturer	Type No.	Serial No.	Calibrated until
1	Log-Bicon Antenna	Schwarzbeck	VULB9168	9168-352	Jun. 19, 2014
2	Pre-Amplifier	EMC	EMC330	980001	Jun. 01, 2014
3	Test Cable	TIMES	LMR-400	966_12m	Jun. 15, 2014
4	Test Cable	TIMES	LMR-400	966_3m	Jun. 15, 2014
5	Spectrum Analyzer	R&S	FSP-40	100129	Aug. 29, 2013
6	EMI Measuring Receiver	SHCAFFNER	SCR 3501	408	Dec. 14, 2013
7	Horn Antenna	Schwarzbeck	BBHA 9120 D	9120D-546	Jun. 14, 2014
8	Microwave Pre_amplifier	Agilent	8449B	3008A01714	Apr. 17, 2014
9	Microflex Cable	HARBOUR INDUSTRIES	27478 LL142	1m	May. 16, 2014
10	Microflex Cable	AISI	S104-SMAP-1	10m	Aug. 21, 2013
11	Microflex Cable	HARBOUR INDUSTRIES	27478 LL142	3m	Aug. 21, 2013
12	Spectrum Analyzer	R&S	FSP-40	100129	Aug. 29, 2013

Remark: " N/A" denotes No Model Name / Serial No. and No Calibration specified.

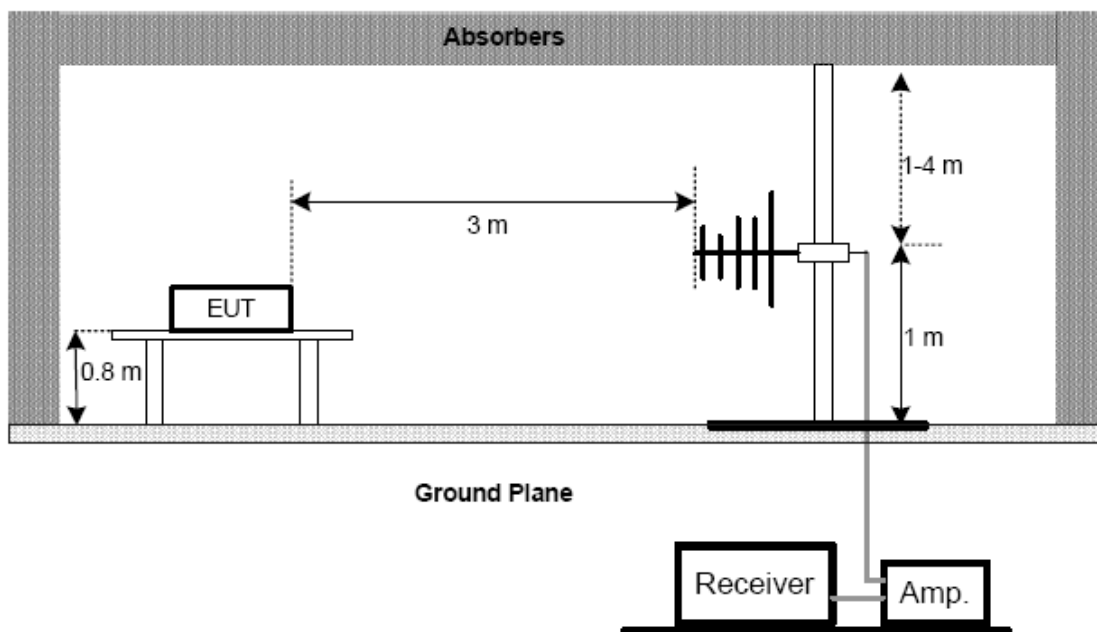
4.2.3 TEST PROCEDURE

- a. The measuring distance of at 3 m shall be used for measurements at frequency below 1GHz. The measuring distance of at 3 m shall be used for measurements at frequency up to 1GHz. For frequencies above 1GHz, any suitable measuring distance may be used.
- b. The EUT was placed on the top of a rotating table 0.8 meters above the ground at a 3 meter semi-anechoic chamber. The table was rotated 360 degrees to determine the position of the highest radiation.(below 1G)
- c. The EUT was placed on the top of a rotating table 0.8 meters above the ground at a 3 meter fully-anechoic chamber. The table was rotated 360 degrees to determine the position of the highest radiation.(above 1G)
- d. The height of the equipment or of the substitution antenna shall be 0.8 m; the height of the test antenna shall vary between 1 m to 4 m. Both horizontal and vertical polarizations of the antenna are set to make the measurement.
- e. The initial step in collecting conducted emission data is a spectrum analyzer peak detector mode pre-scanning the measurement frequency range. Significant peaks are then marked and then Quasi Peak detector mode re-measured.
- f. If the Peak Mode measured value compliance with and lower than Quasi Peak Mode Limit, the EUT shall be deemed to meet QP Limits and then no additional QP Mode measurement performed.
- g. For the actual test configuration, please refer to the related Item –EUT Test Photos.

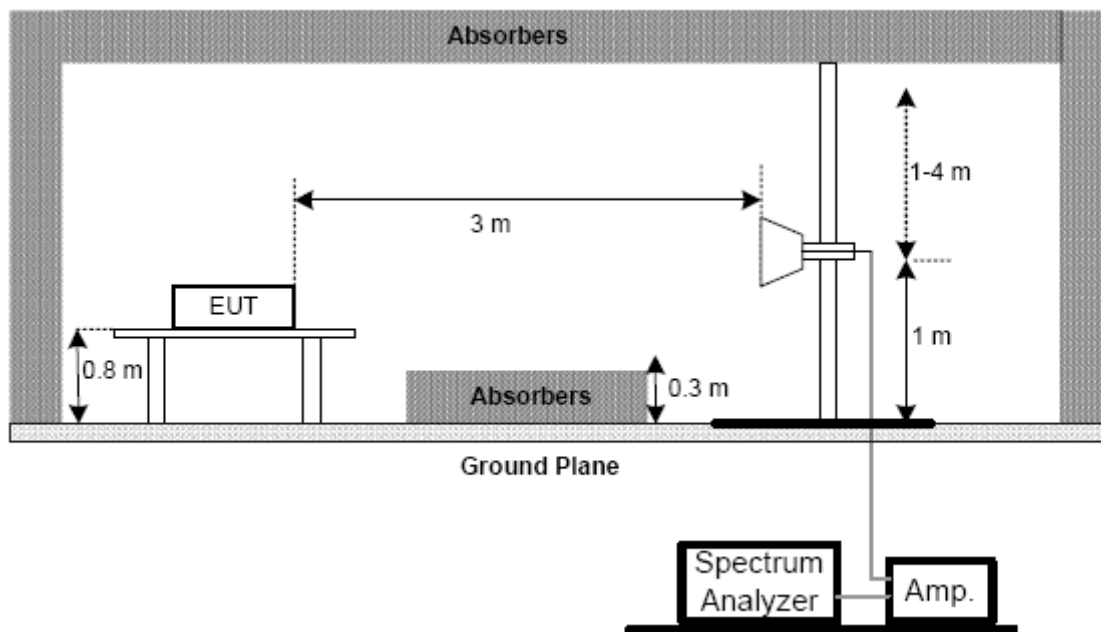
4.2.4 DEVIATION FROM TEST STANDARD

No deviation

4.2.5 TEST SETUP (Below 1000MHz)



4.2.6 TEST SETUP (Above 1000MHz)



4.2.7 EUT OPERATING CONDITIONS

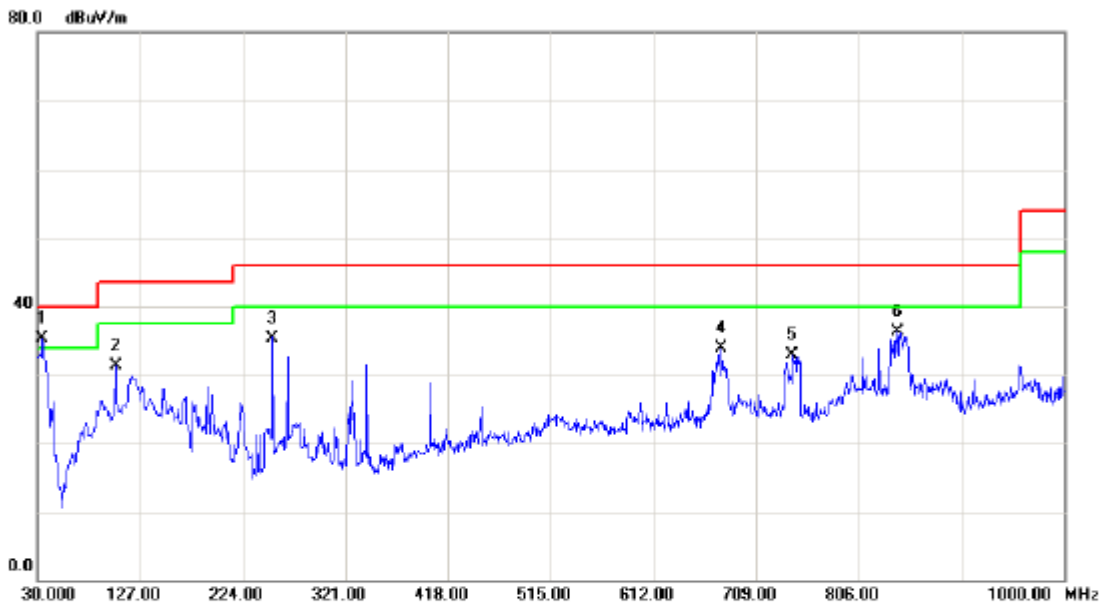
The EUT tested system was configured as the statements of 4.1.6 Unless otherwise a special operating condition is specified in the follows during the testing.

4.2.8 TEST RESULTS-BETWEEN 30MHZ AND 1000MHZ

Remark :

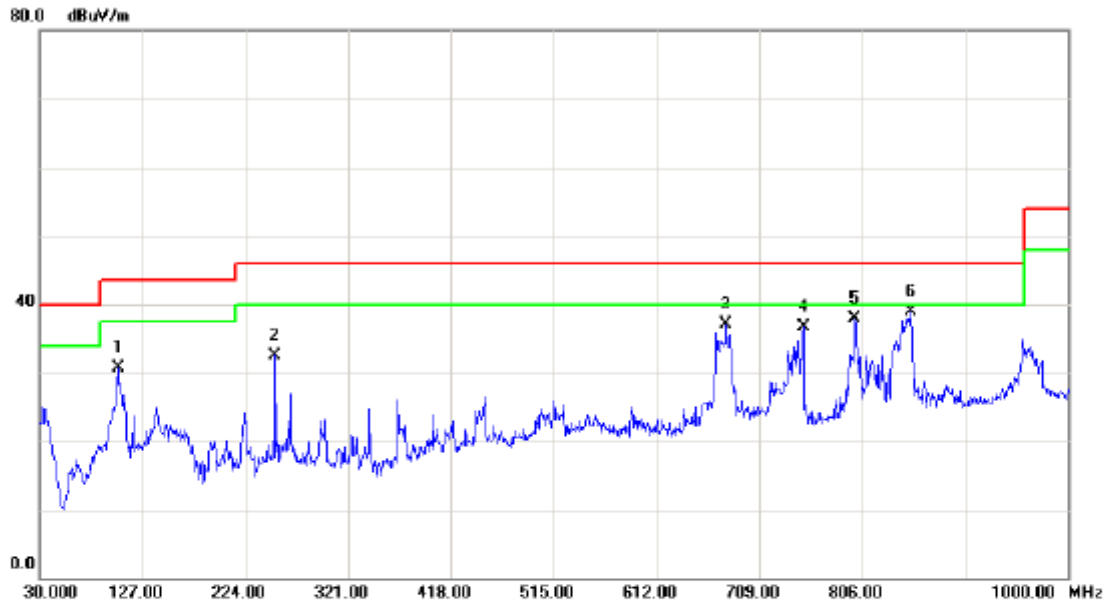
- (1) Reading in which marked as QP or Peak means measurements by using are Quasi-Peak Mode or Peak Mode with Detector BW=120KHz ; SPA setting in RBW=120KHz, VBW =120KHz, Swp. Time = 0.3 sec./MHz.
- (2) All readings are Peak unless otherwise stated QP in column of 『Note』 . Peak denotes that the Peak reading compliance with the QP Limits and then QP Mode measurement didn't perform.
- (3) Measuring frequency range from 30MHz to 1000MHz.
- (4) If the peak scan value lower limit more than 20dB, then this signal data does not show in table.

E.U.T :	46 inch(116.8 cm)Display	Model Name :	BDL4620QL
Temperature :	24° C	Relative Humidity :	52 %
Pressure :	1013 hPa	Test Voltage :	AC 120V/60Hz
Test Mode :	D-Sub 1920*1080 60Hz	Polarization:	Vertical
Test Engineer :	Pike Lee	Panel :	TPV / TPT460H1



No.	Mk.	Freq. MHz	Reading Level dBuV	Correct Factor dB	Measure- ment dBuV/m	Limit dBuV/m	Over dB	Detector	Comment
1	*	34.8547	48.32	-12.93	35.39	40.00	-4.61	QP	
2		103.7937	54.52	-23.23	31.29	43.50	-12.21	QP	
3		252.3523	54.50	-19.10	35.40	46.00	-10.60	QP	
4		675.6956	45.15	-11.23	33.92	46.00	-12.08	QP	
5		743.6634	44.48	-11.55	32.93	46.00	-13.07	QP	
6		842.7027	45.17	-8.78	36.39	46.00	-9.61	QP	

E.U.T :	46 inch(116.8 cm)Display	Model Name :	BDL4620QL
Temperature :	24° C	Relative Humidity :	52 %
Pressure :	1013 hPa	Test Voltage :	AC 120V/60Hz
Test Mode :	D-Sub 1920*1080 60Hz	Polarization:	Horizontal
Test Engineer :	Pike Lee	Panel :	TPV / TPT460H1

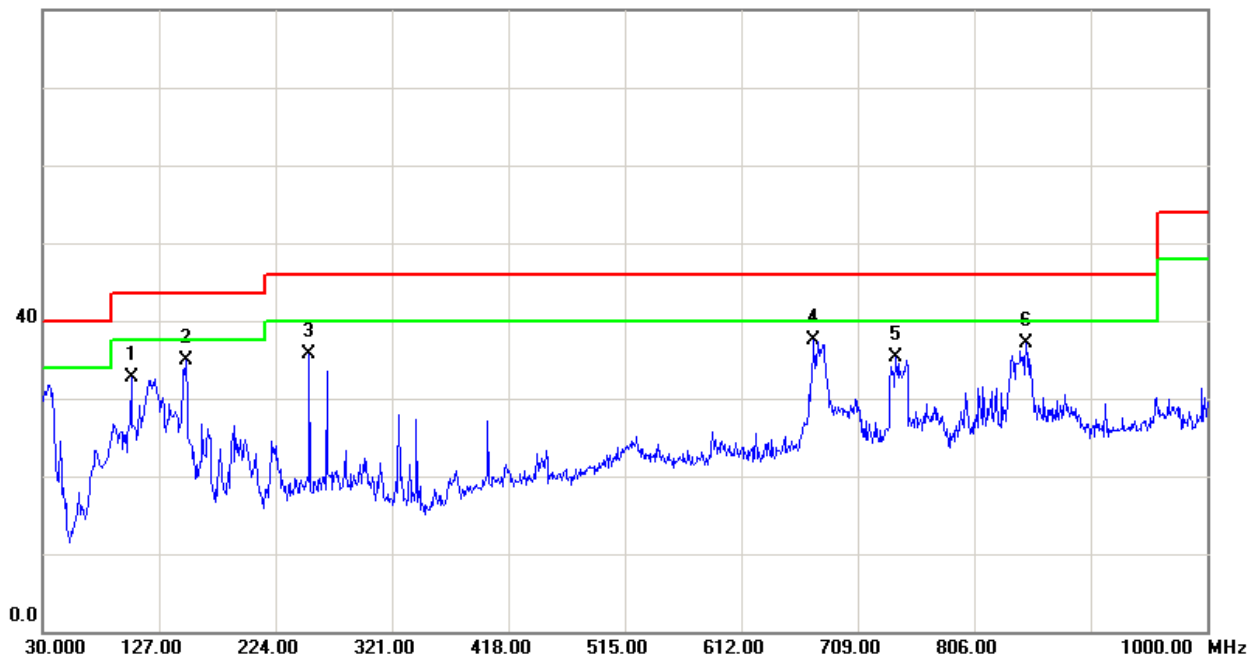


No. Mk.	Freq. MHz	Reading Level dBuV	Correct Factor dB	Measure- ment dBuV/m	Limit dBuV/m	Over dB	Detector	Comment
1	103.7937	53.91	-23.23	30.68	43.50	-12.82	QP	
2	252.3523	51.70	-19.10	32.60	46.00	-13.40	QP	
3	677.6376	48.29	-11.16	37.13	46.00	-8.87	QP	
4	750.4603	48.32	-11.71	36.61	46.00	-9.39	QP	
5	799.0090	47.51	-9.67	37.84	46.00	-8.16	QP	
6 *	851.4414	47.47	-8.66	38.81	46.00	-7.19	QP	

E.U.T :	46 inch(116.8 cm)Display	Model Name :	BDL4620QL
Temperature :	24° C	Relative Humidity :	52 %
Pressure :	1013 hPa	Test Voltage :	AC 120V/60Hz
Test Mode :	D-Sub 1280*1024 75Hz	Panel :	TPV / TPT460H1
Test Engineer :	Pike Lee		

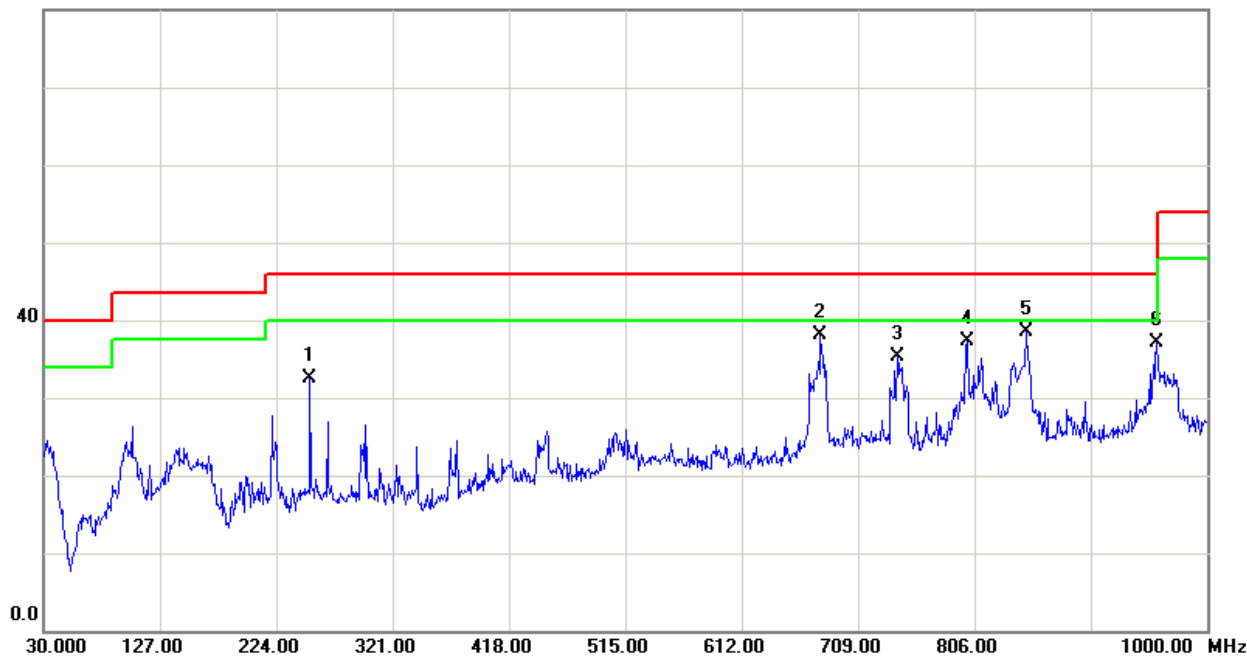
Vertical

80.0 dBuV/m



Horizontal

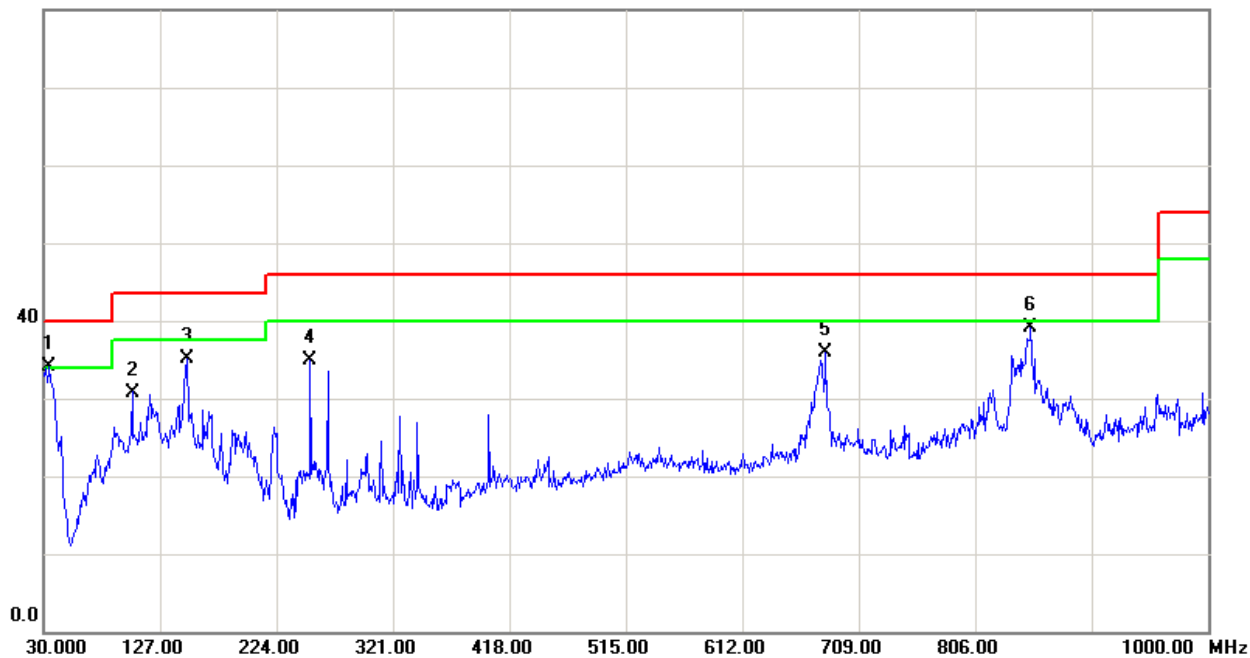
80.0 dBuV/m



E.U.T :	46 inch(116.8 cm)Display	Model Name :	BDL4620QL
Temperature :	24° C	Relative Humidity :	52 %
Pressure :	1013 hPa	Test Voltage :	AC 120V/60Hz
Test Mode :	D-Sub 640*480 60Hz	Panel :	TPV / TPT460H1
Test Engineer :	Pike Lee		

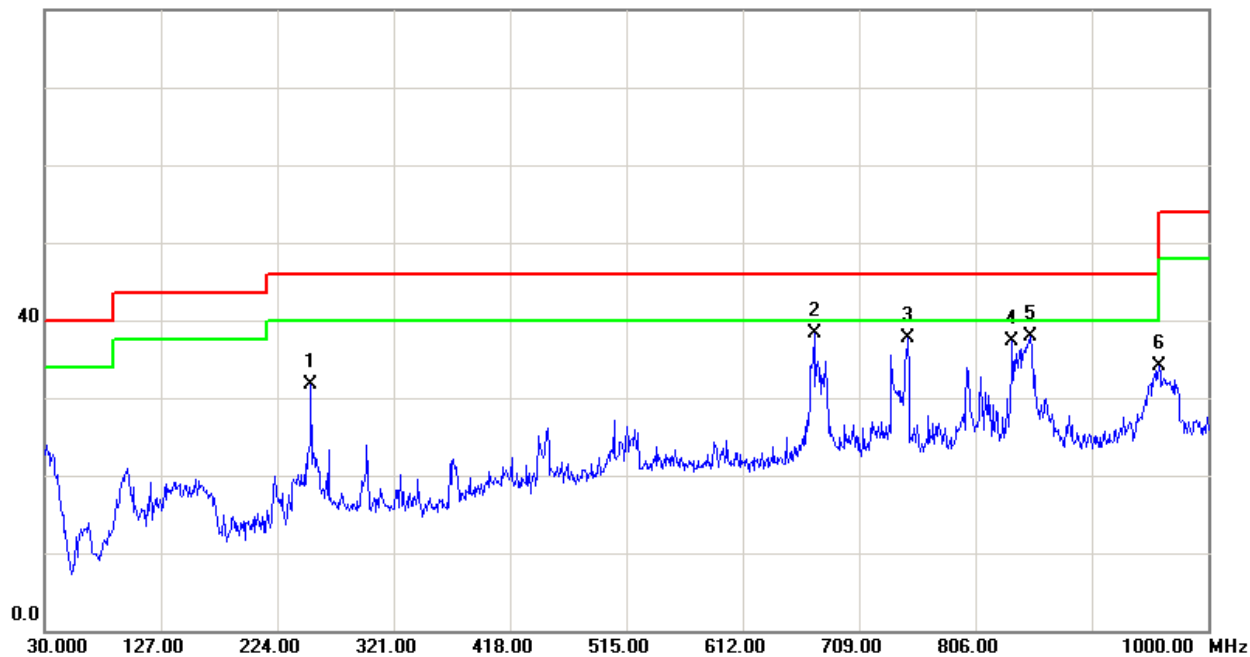
Vertical

80.0 dBuV/m

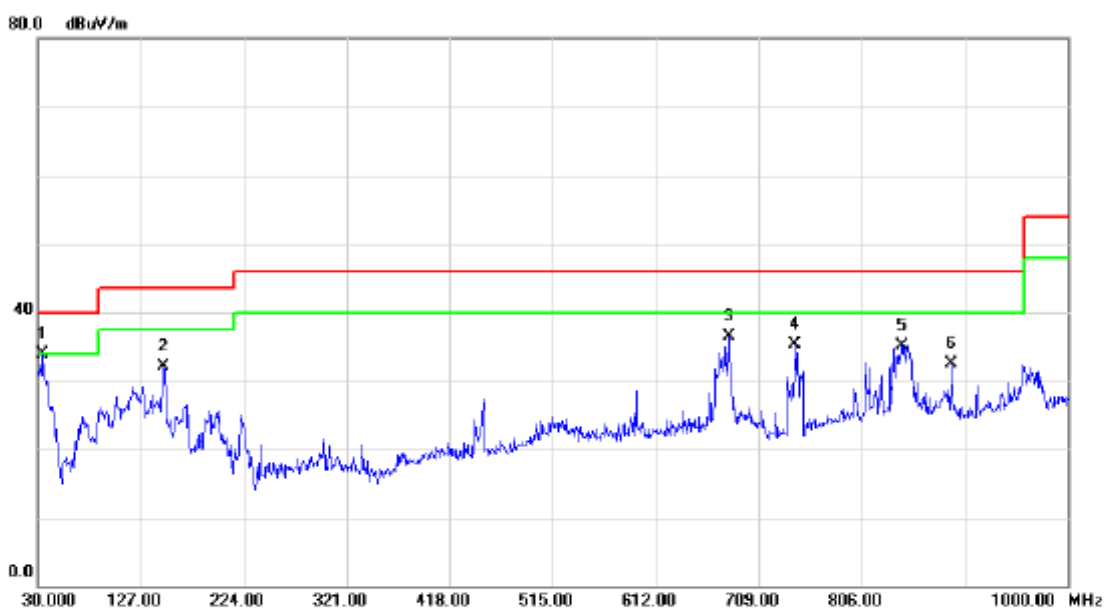


Horizontal

80.0 dBuV/m

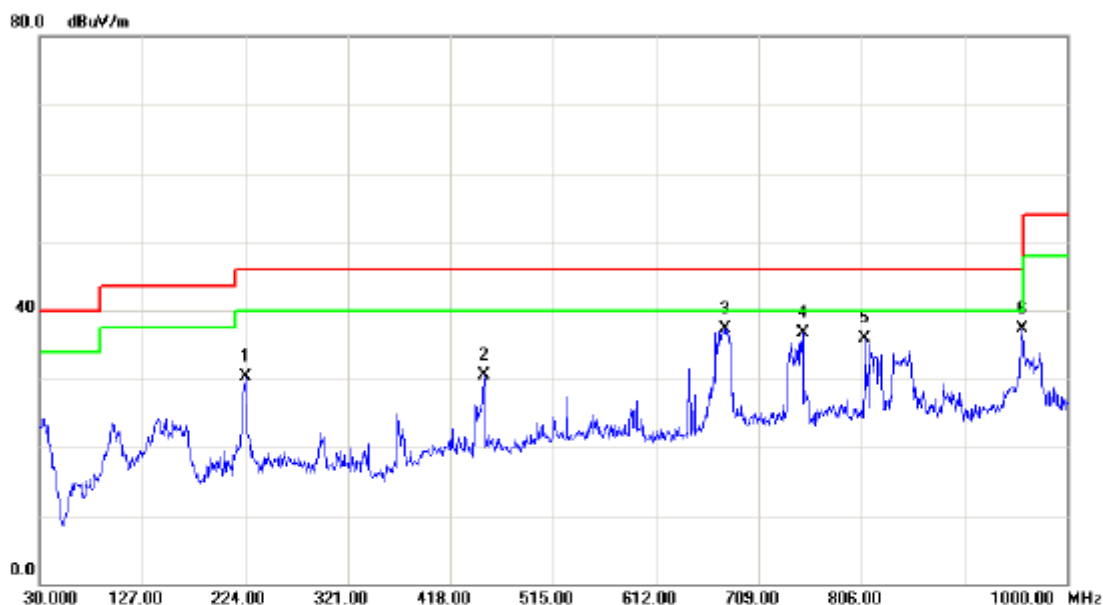


E.U.T :	46 inch(116.8 cm)Display	Model Name :	BDL4620QL
Temperature :	24° C	Relative Humidity :	52 %
Pressure :	1013 hPa	Test Voltage :	AC 120V/60Hz
Test Mode :	DVI 1920*1080 60Hz	Polarization:	Vertical
Test Engineer :	Pike Lee	Panel :	TPV / TPT460H1



No.	Mk.	Freq. MHz	Reading Level dBuV	Correct Factor dB	Measure- ment dBuV/m	Limit dBuV/m	Over dB	Detector	Comment
1	*	33.8840	46.79	-12.95	33.84	40.00	-6.16	QP	
2		148.4585	54.41	-22.35	32.06	43.50	-11.44	QP	
3		680.5506	47.46	-11.04	36.42	46.00	-9.58	QP	
4		743.6637	46.77	-11.55	35.22	46.00	-10.78	QP	
5		843.6737	43.96	-8.76	35.20	46.00	-10.80	QP	
6		891.2513	41.80	-9.37	32.43	46.00	-13.57	QP	

E.U.T :	46 inch(116.8 cm)Display	Model Name :	BDL4620QL
Temperature :	24° C	Relative Humidity :	52 %
Pressure :	1013 hPa	Test Voltage :	AC 120V/60Hz
Test Mode :	DVI 1920*1080 60Hz	Polarization:	Horizontal
Test Engineer :	Pike Lee	Panel :	TPV / TPT460H1

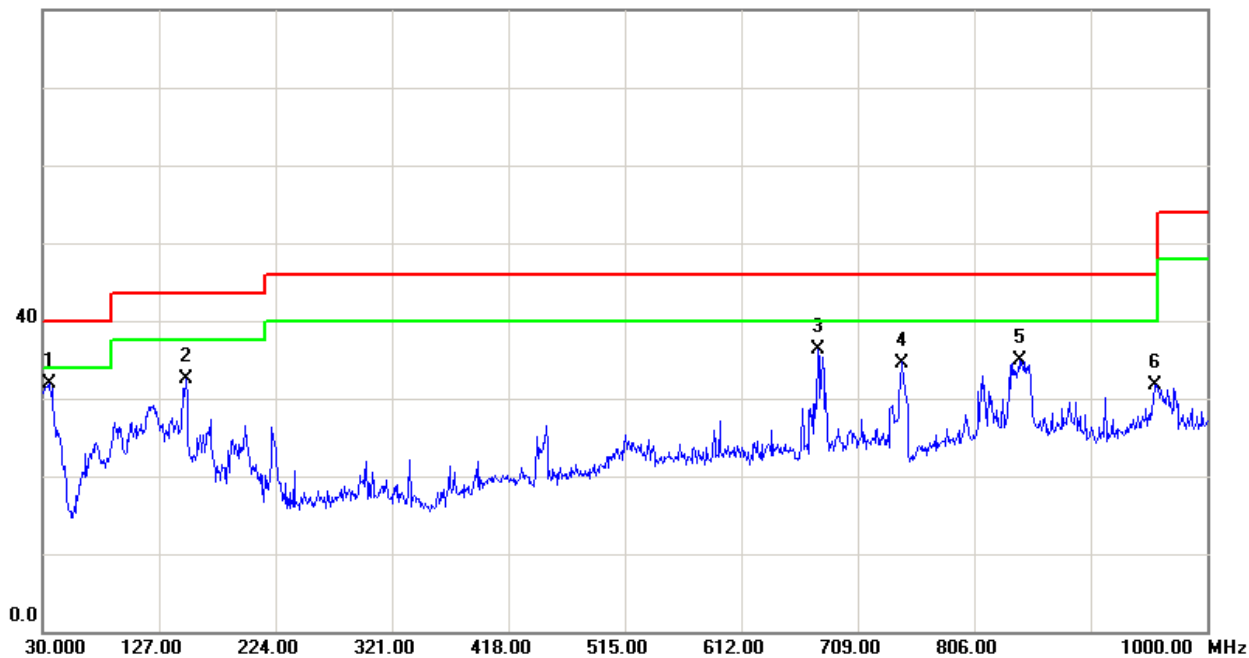


No. Mk.	Freq. MHz	Reading Level dBuV	Correct Factor dB	Measure- ment dBuV/m	Limit dBuV/m	Over dB	Detector	Comment
1	224.1940	51.93	-21.53	30.40	46.00	-15.60	QP	
2	449.4594	46.13	-15.64	30.49	46.00	-15.51	QP	
3 *	677.6376	48.52	-11.16	37.36	46.00	-8.64	QP	
4	750.4603	48.36	-11.71	36.65	46.00	-9.35	QP	
5	809.6896	45.35	-9.44	35.91	46.00	-10.09	QP	
6	958.2481	44.49	-7.28	37.21	46.00	-8.79	QP	

E.U.T :	46 inch(116.8 cm)Display	Model Name :	BDL4620QL
Temperature :	24° C	Relative Humidity :	52 %
Pressure :	1013 hPa	Test Voltage :	AC 120V/60Hz
Test Mode :	DVI 1280*1024 75Hz	Panel :	TPV / TPT460H1
Test Engineer :	Pike Lee		

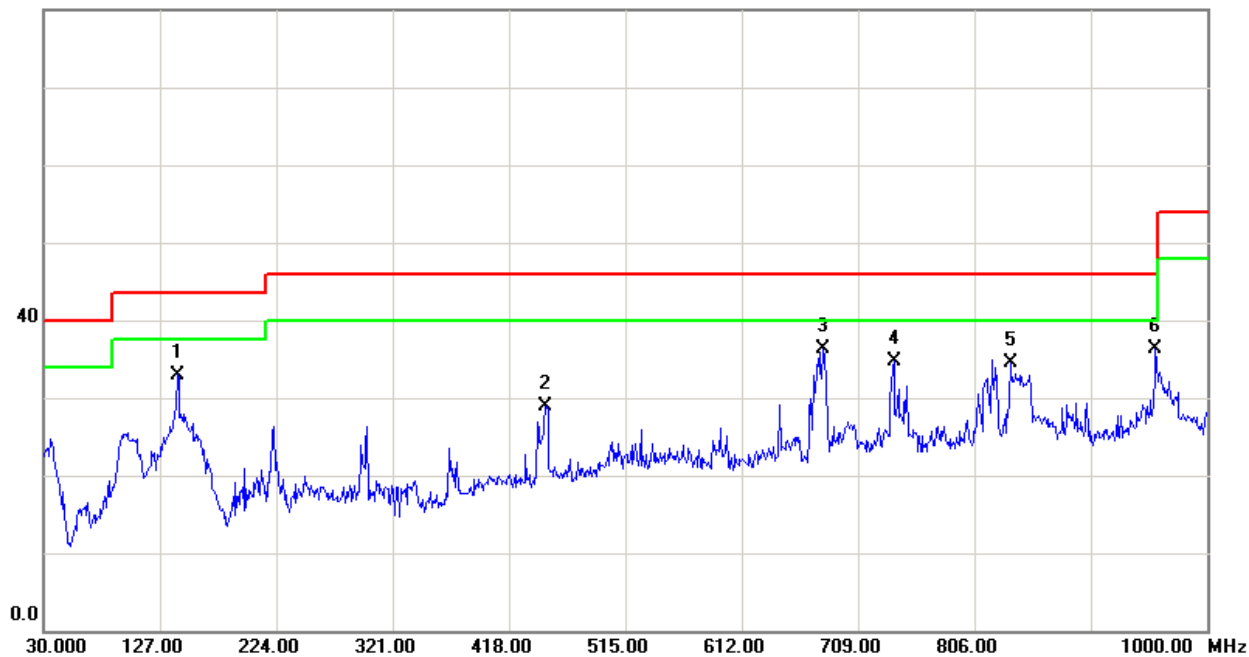
Vertical

80.0 dBuV/m



Horizontal

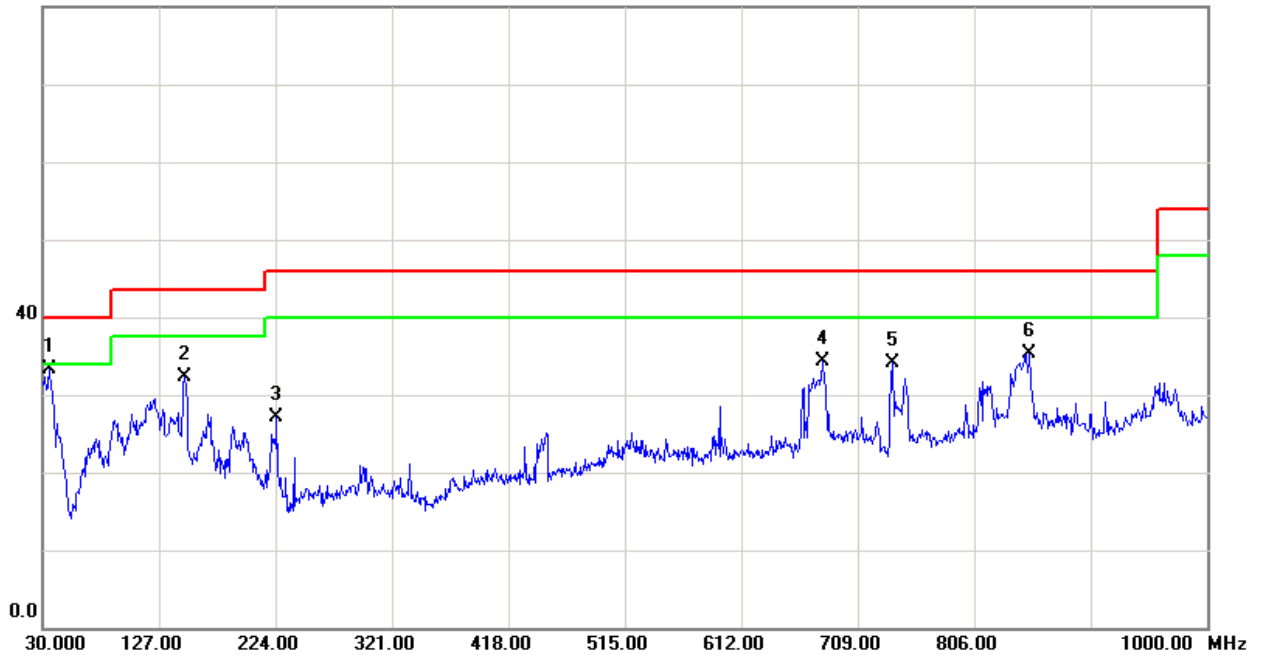
80.0 dBuV/m



E.U.T :	46 inch(116.8 cm)Display	Model Name :	BDL4620QL
Temperature :	24° C	Relative Humidity :	52 %
Pressure :	1013 hPa	Test Voltage :	AC 120V/60Hz
Test Mode :	DVI 640*480 60Hz	Panel :	TPV / TPT460H1
Test Engineer :	Pike Lee		

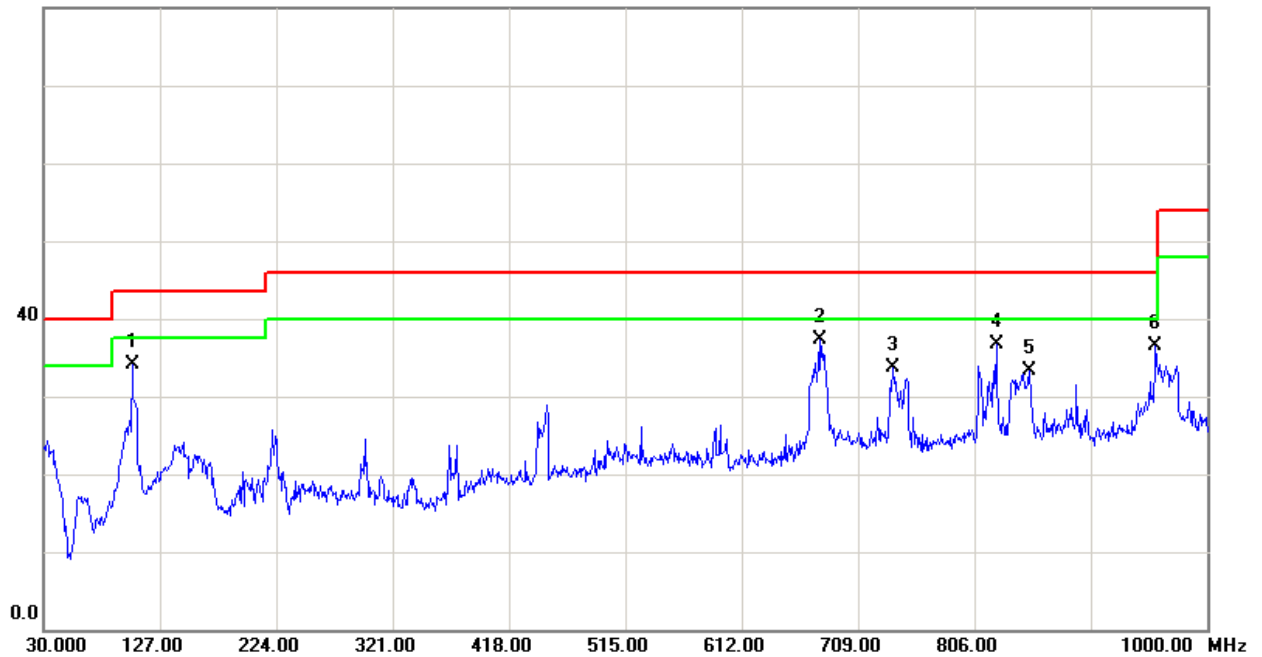
Vertical

80.0 dBuV/m

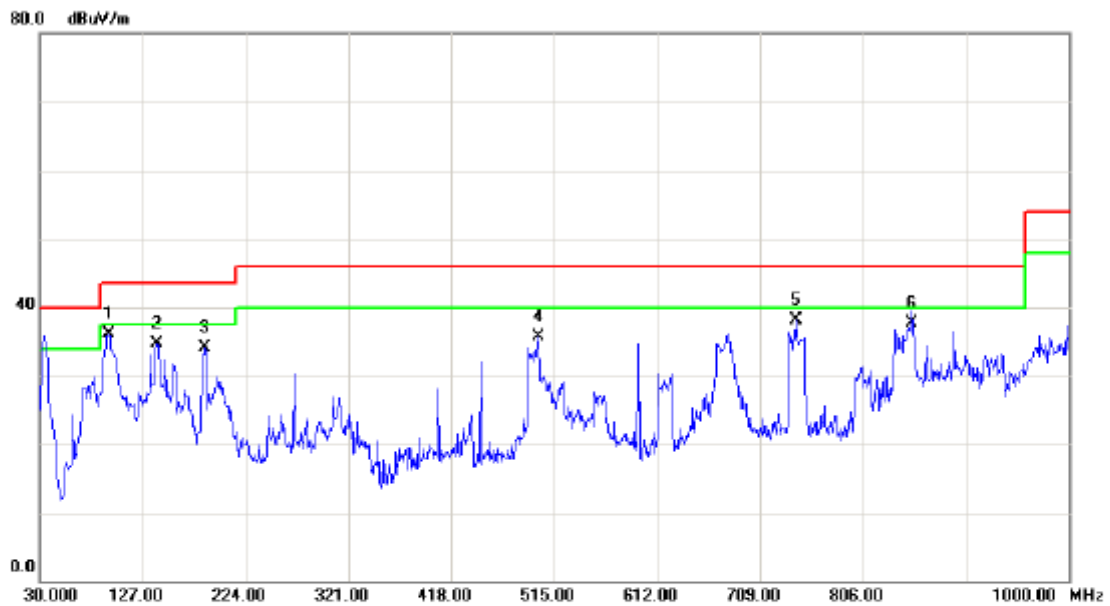


Horizontal

80.0 dBuV/m

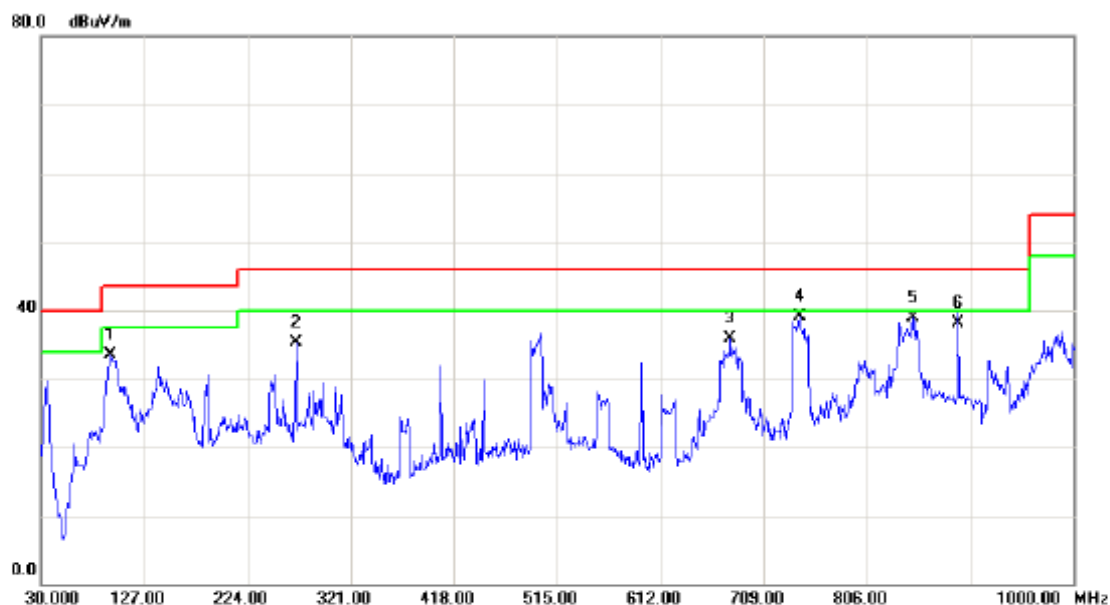


E.U.T :	46 inch(116.8 cm)Display	Model Name :	BDL4620QL
Temperature :	24° C	Relative Humidity :	52 %
Pressure :	1013 hPa	Test Voltage :	AC 120V/60Hz
Test Mode :	HDMI 1080P	Polarization:	Vertical
Test Engineer :	Pike Lee	Panel :	TPV / TPT460H1



No.	Mk.	Freq. MHz	Reading Level dBuV	Correct Factor dB	Measure- ment dBuV/m	Limit dBuV/m	Over dB	Detector	Comment
1	*	94.9900	59.27	-23.18	36.09	43.50	-7.41	QP	
2		140.5800	57.79	-23.14	34.65	43.50	-8.85	QP	
3		186.1700	57.80	-23.68	34.12	43.50	-9.38	QP	
4		499.4800	49.89	-14.25	35.64	46.00	-10.36	QP	
5		742.9500	49.62	-11.53	38.09	46.00	-7.91	QP	
6		851.5900	46.30	-8.66	37.64	46.00	-8.36	QP	

E.U.T :	46 inch(116.8 cm)Display	Model Name :	BDL4620QL
Temperature :	24° C	Relative Humidity :	52 %
Pressure :	1013 hPa	Test Voltage :	AC 120V/60Hz
Test Mode :	HDMI 1080P	Polarization:	Horizontal
Test Engineer :	Pike Lee	Panel :	TPV / TPT460H1

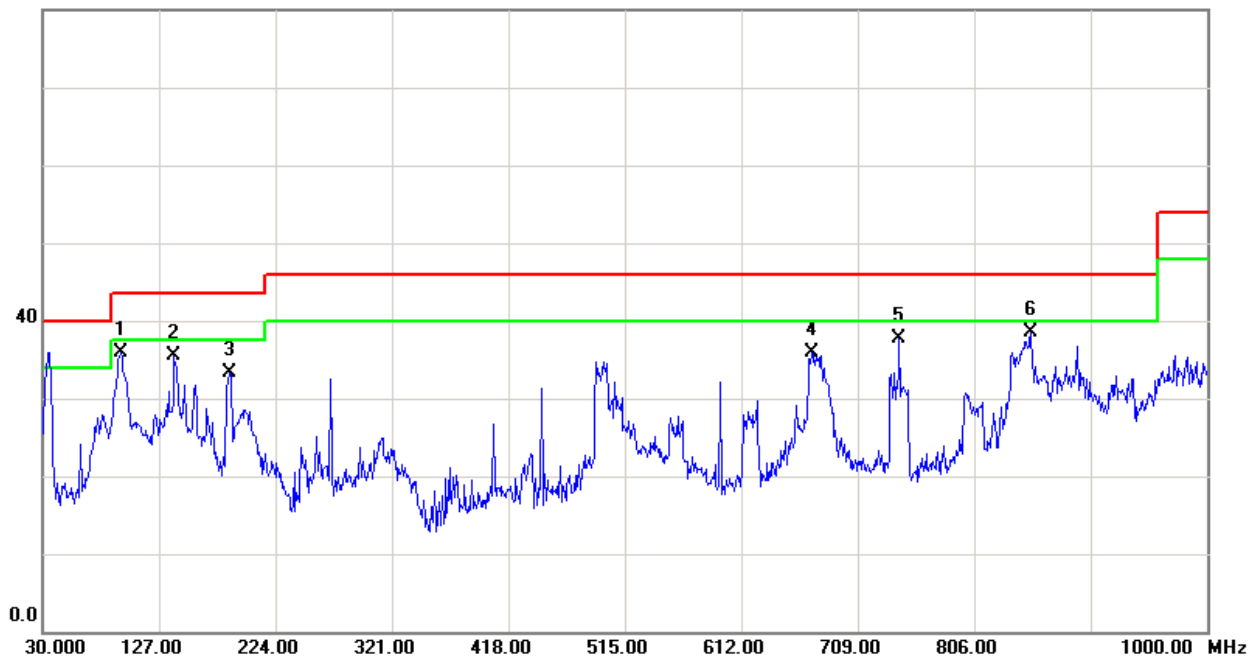


No. Mk.	Freq. MHz	Reading Level dBuV	Correct Factor dB	Measure- ment dBuV/m	Limit dBuV/m	Over dB	Detector	Comment
1	94.9900	56.59	-23.18	33.41	43.50	-10.09	QP	
2	269.5900	53.19	-17.92	35.27	46.00	-10.73	QP	
3	676.9900	47.12	-11.18	35.94	46.00	-10.06	QP	
4 *	742.9500	50.67	-11.53	39.14	46.00	-6.86	QP	
5	848.6800	47.63	-8.66	38.97	46.00	-7.03	QP	
6	891.3600	47.50	-9.37	38.13	46.00	-7.87	QP	

E.U.T :	46 inch(116.8 cm)Display	Model Name :	BDL4620QL
Temperature :	24° C	Relative Humidity :	52 %
Pressure :	1013 hPa	Test Voltage :	AC 120V/60Hz
Test Mode :	HDMI 576I	Panel :	TPV / TPT460H1
Test Engineer :	Pike Lee		

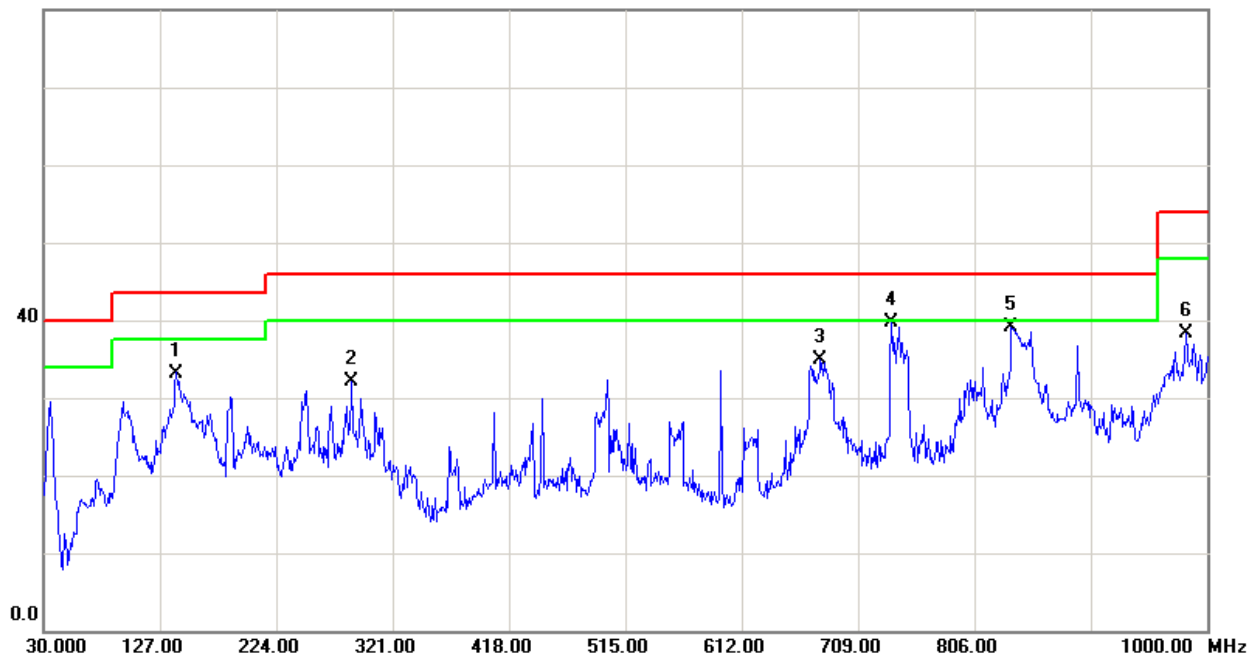
Vertical

80.0 dBuV/m



Horizontal

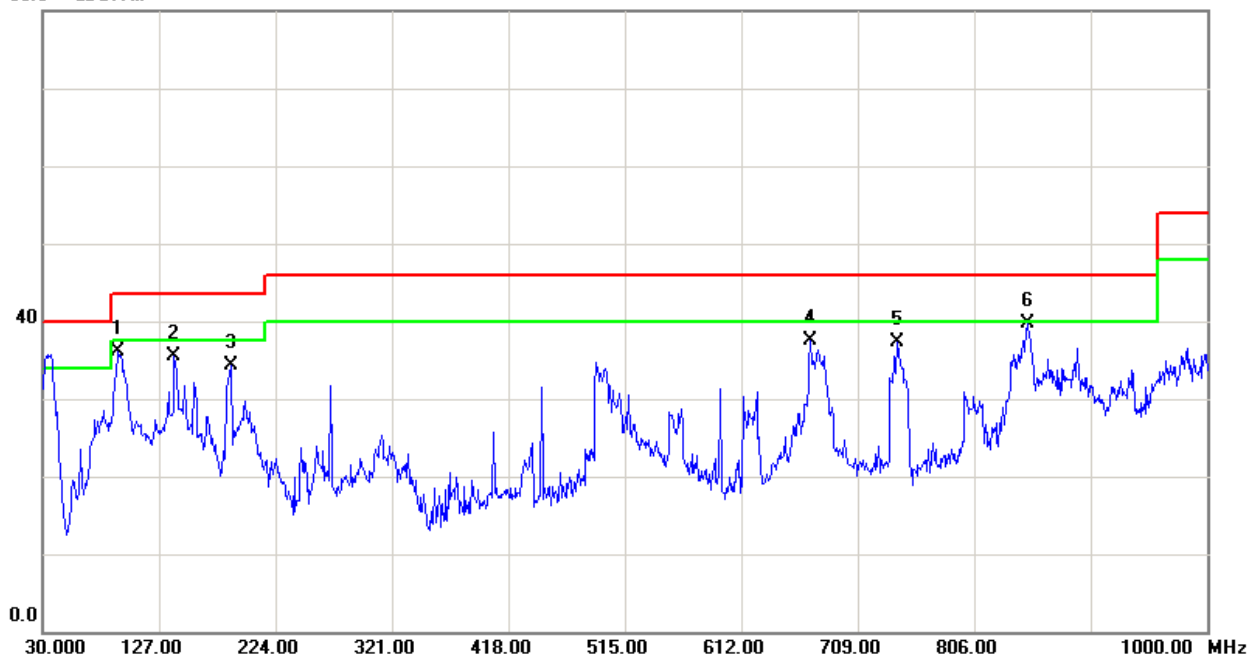
80.0 dBuV/m



E.U.T :	46 inch(116.8 cm)Display	Model Name :	BDL4620QL
Temperature :	24° C	Relative Humidity :	52 %
Pressure :	1013 hPa	Test Voltage :	AC 120V/60Hz
Test Mode :	HDMI 480P	Panel :	TPV / TPT460H1
Test Engineer :	Pike Lee		

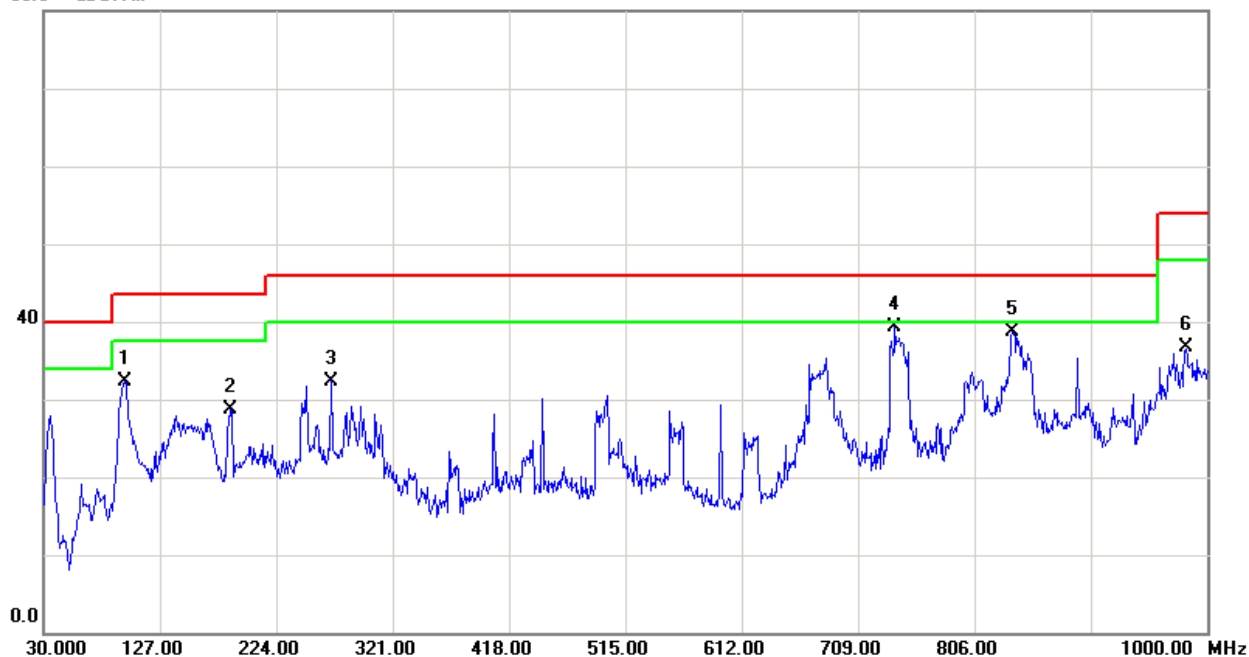
Vertical

80.0 dBuV/m

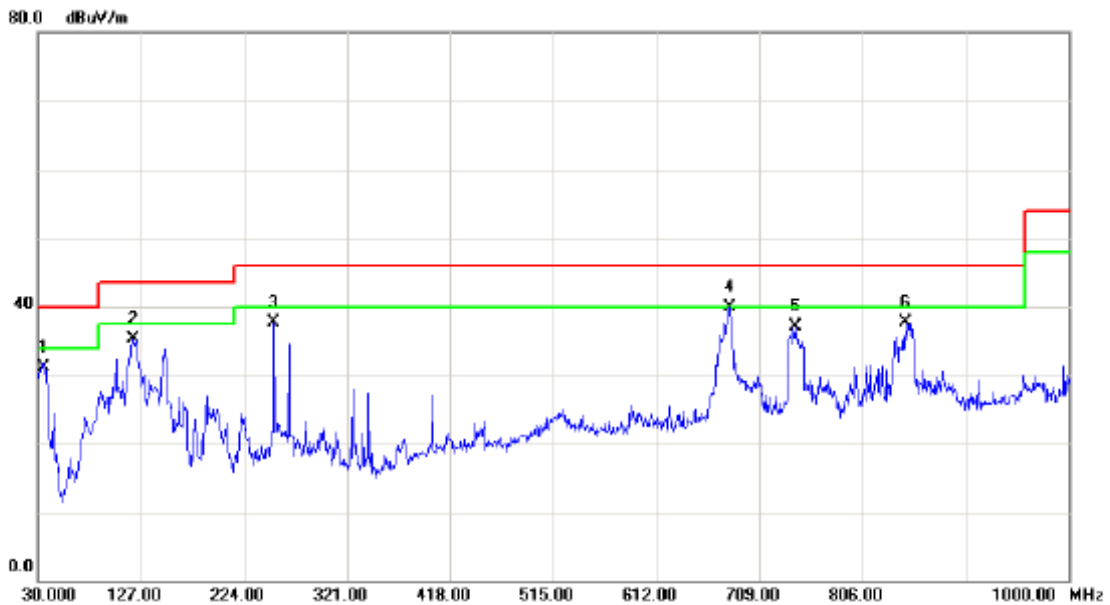


Horizontal

80.0 dBuV/m

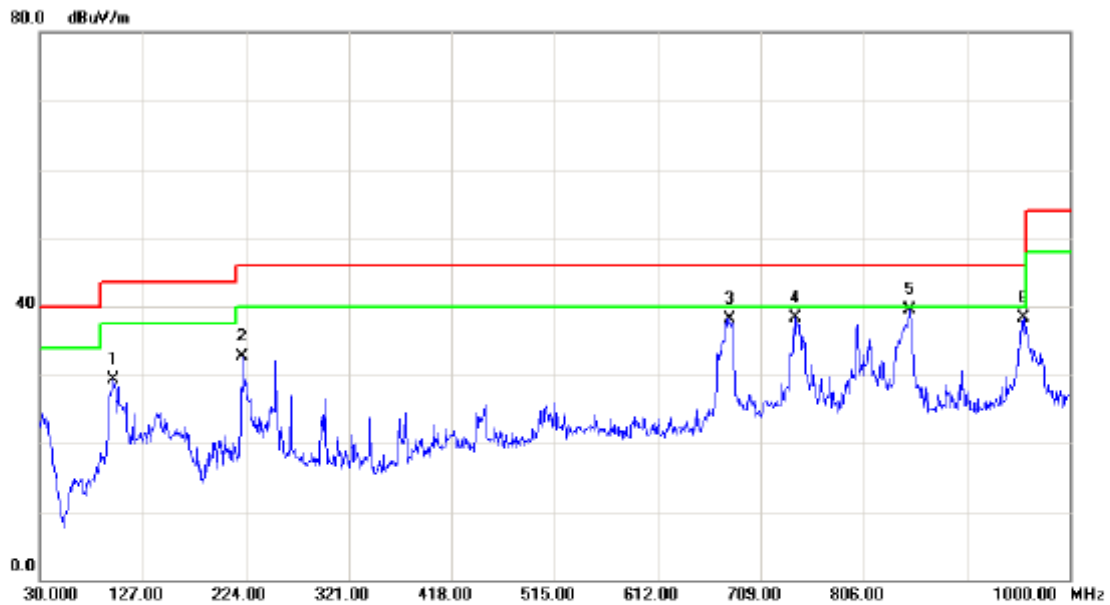


E.U.T :	46 inch(116.8 cm)Display	Model Name :	BDL4620QL
Temperature :	24° C	Relative Humidity :	52 %
Pressure :	1013 hPa	Test Voltage :	AC 120V/60Hz
Test Mode :	PIP(D-Sub+HDMI)	Polarization:	Vertical
Test Engineer :	Pike Lee	Panel :	TPV / TPT460H1



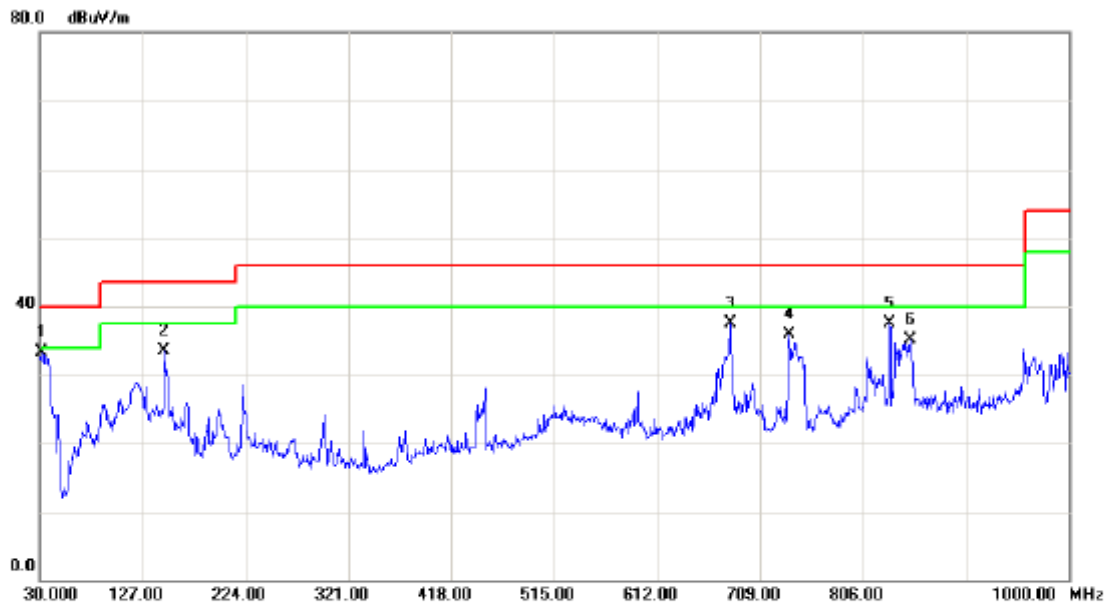
No.	Mk.	Freq. MHz	Reading Level dBuV	Correct Factor dB	Measure- ment dBuV/m	Limit dBuV/m	Over dB	Detector	Comment
1		36.7966	44.22	-13.07	31.15	40.00	-8.85	QP	
2		120.3002	59.73	-24.48	35.25	43.50	-8.25	QP	
3		252.3523	56.76	-19.10	37.66	46.00	-8.34	QP	
4	*	680.5505	50.95	-11.04	39.91	46.00	-6.09	QP	
5		742.6924	48.59	-11.52	37.07	46.00	-8.93	QP	
6		846.5865	46.44	-8.70	37.74	46.00	-8.26	QP	

E.U.T :	46 inch(116.8 cm)Display	Model Name :	BDL4620QL
Temperature :	24° C	Relative Humidity :	52 %
Pressure :	1013 hPa	Test Voltage :	AC 120V/60Hz
Test Mode :	PIP(D-Sub+HDMI)	Polarization:	Horizontal
Test Engineer :	Pike Lee	Panel :	TPV / TPT460H1



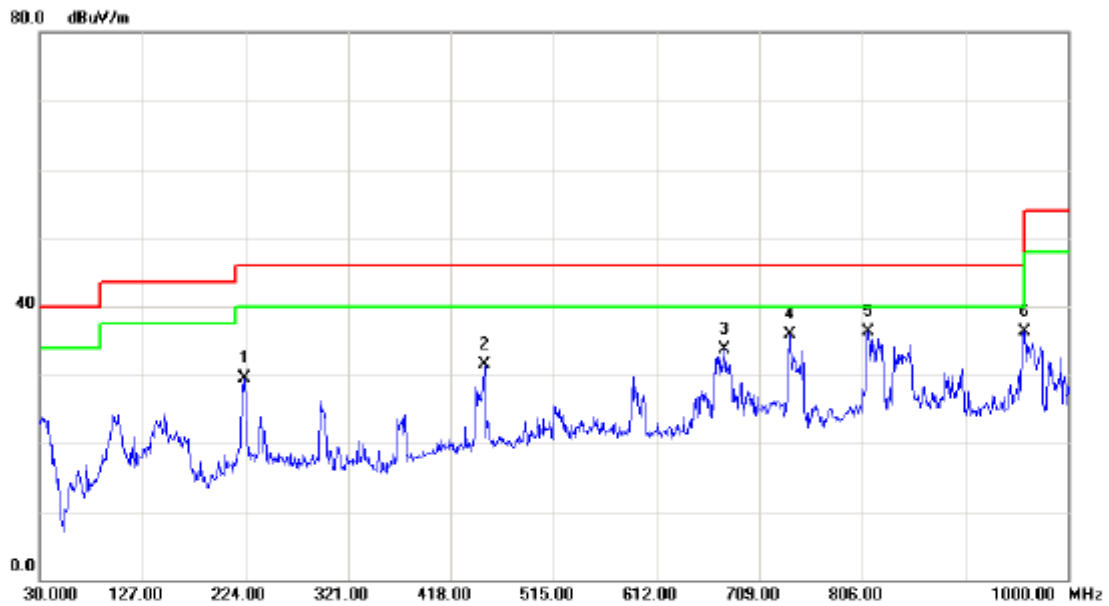
No. Mk.	Freq. MHz	Reading Level dBuV	Correct Factor dB	Measure- ment dBuV/m	Limit dBuV/m	Over dB	Detector	Comment
1	98.9390	52.28	-23.04	29.24	43.50	-14.26	QP	
2	220.3103	54.77	-22.12	32.65	46.00	-13.35	QP	
3	679.5795	49.27	-11.08	38.19	46.00	-7.81	QP	
4	741.7217	49.72	-11.49	38.23	46.00	-7.77	QP	
5 *	849.4994	48.13	-8.64	39.49	46.00	-6.51	QP	
6	957.2771	45.64	-7.27	38.37	46.00	-7.63	QP	

E.U.T :	46 inch(116.8 cm)Display	Model Name :	BDL4620QL
Temperature :	24° C	Relative Humidity :	52 %
Pressure :	1013 hPa	Test Voltage :	AC 120V/60Hz
Test Mode :	LAN 100Mbps	Polarization:	Vertical
Test Engineer :	Pike Lee	Panel :	TPV / TPT460H1



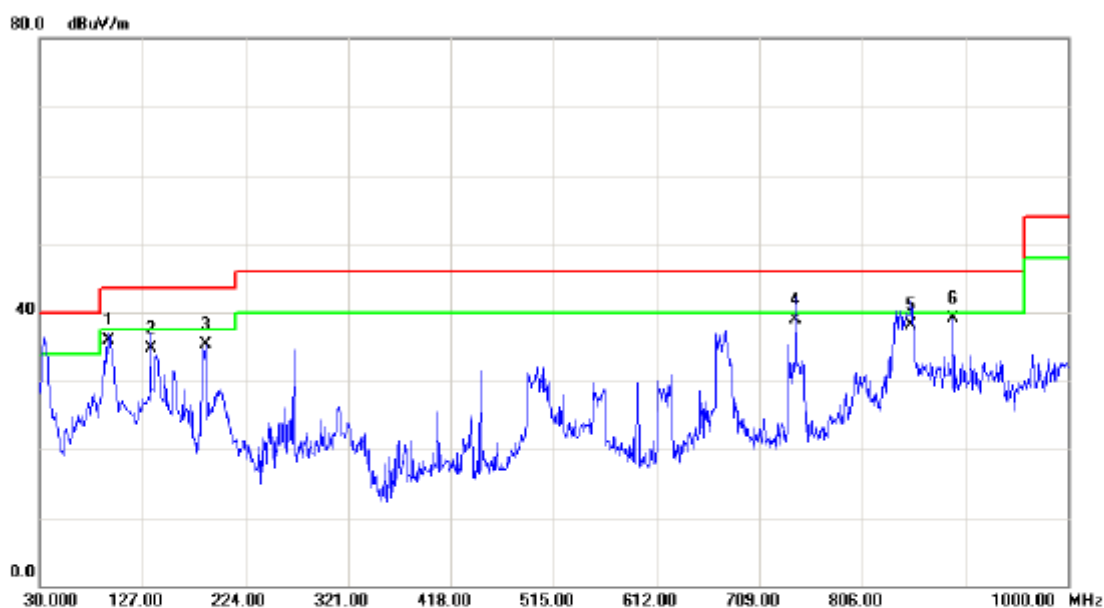
No.	Mk.	Freq. MHz	Reading Level dBuV	Correct Factor dB	Measure- ment dBuV/m	Limit dBuV/m	Over dB	Detector	Comment
1	*	31.9420	46.37	-13.08	33.29	40.00	-6.71	QP	
2		147.4875	55.96	-22.45	33.51	43.50	-9.99	QP	
3		680.5506	48.56	-11.04	37.52	46.00	-8.48	QP	
4		736.8670	47.19	-11.35	35.84	46.00	-10.16	QP	
5		831.0511	46.61	-9.01	37.60	46.00	-8.40	QP	
6		850.4705	43.68	-8.64	35.04	46.00	-10.96	QP	

E.U.T :	46 inch(116.8 cm)Display	Model Name :	BDL4620QL
Temperature :	24° C	Relative Humidity :	52 %
Pressure :	1013 hPa	Test Voltage :	AC 120V/60Hz
Test Mode :	LAN 100Mbps	Polarization:	Horizontal
Test Engineer :	Pike Lee	Panel :	TPV / TPT460H1



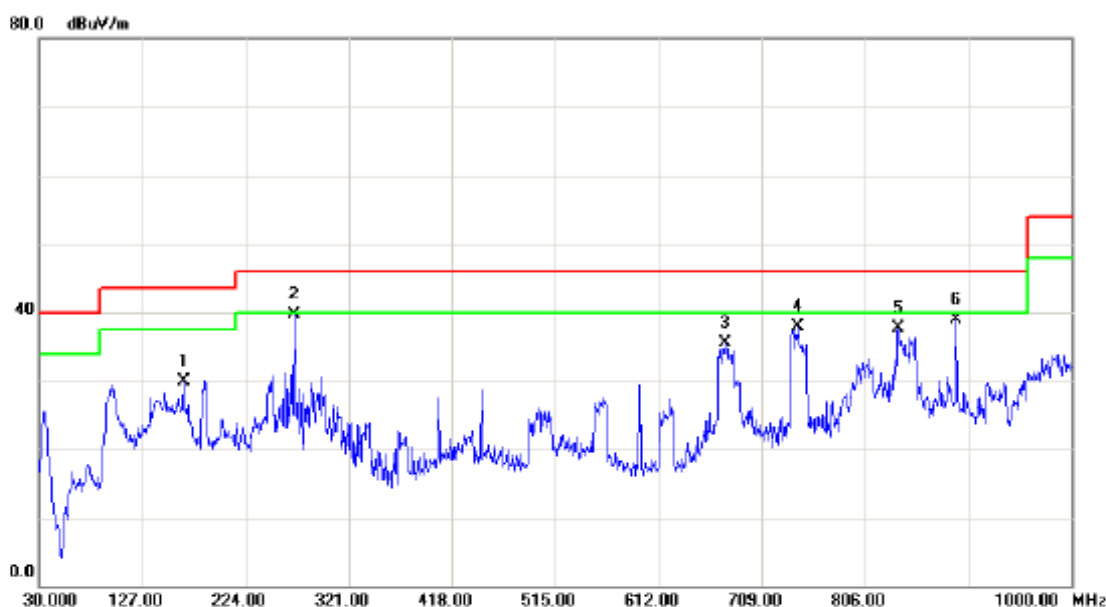
No. Mk.	Freq. MHz	Reading Level dBuV	Correct Factor dB	Measure- ment dBuV/m	Limit dBuV/m	Over dB	Detector	Comment
1	223.2232	51.18	-21.68	29.50	46.00	-16.50	QP	
2	449.4595	47.09	-15.64	31.45	46.00	-14.55	QP	
3	675.6957	44.98	-11.23	33.75	46.00	-12.25	QP	
4	737.8378	47.35	-11.38	35.97	46.00	-10.03	QP	
5	811.6316	45.67	-9.40	36.27	46.00	-9.73	QP	
6 *	959.2192	43.59	-7.27	36.32	46.00	-9.68	QP	

E.U.T :	46 inch(116.8 cm)Display	Model Name :	BDL4620QL
Temperature :	24° C	Relative Humidity :	52 %
Pressure :	1013 hPa	Test Voltage :	AC 120V/60Hz
Test Mode :	YPBPR IN	Polarization:	Vertical
Test Engineer :	Pike Lee	Panel :	TPV / TPT460H1



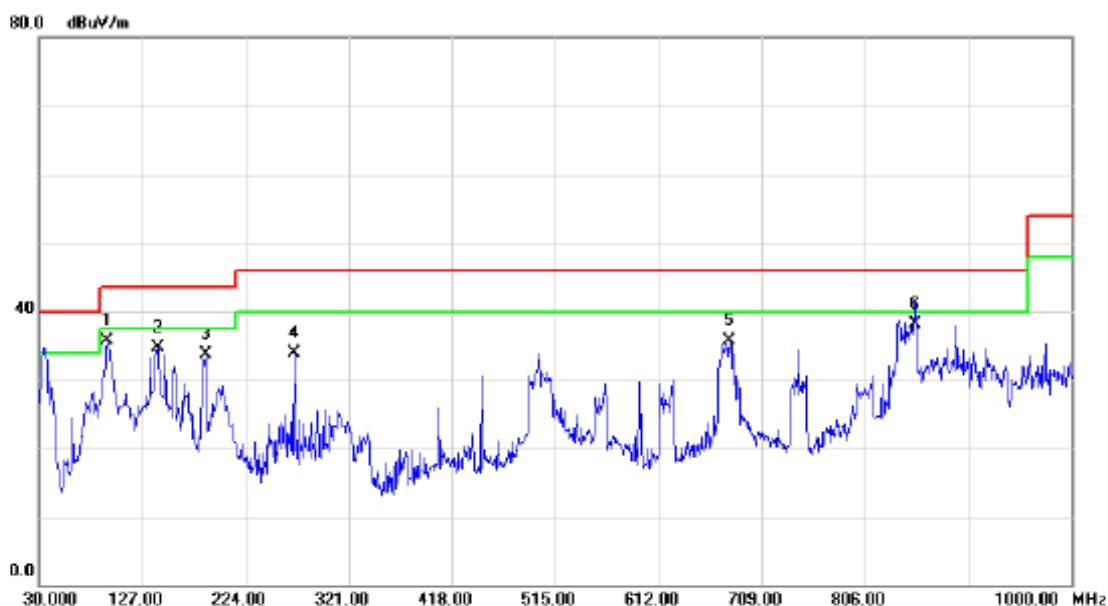
No. Mk.	Freq. MHz	Reading Level dBuV	Correct Factor dB	Measure- ment dBuV/m	Limit dBuV/m	Over dB	Detector	Comment
1	94.9900	58.99	-23.18	35.81	43.50	-7.69	QP	
2	134.7600	58.20	-23.51	34.69	43.50	-8.81	QP	
3	187.1400	59.00	-23.79	35.21	43.50	-8.29	QP	
4	742.9500	50.40	-11.53	38.87	46.00	-7.13	QP	
5	851.5900	46.80	-8.66	38.14	46.00	-7.86	QP	
6 *	891.3600	48.42	-9.37	39.05	46.00	-6.95	QP	

E.U.T :	46 inch(116.8 cm)Display	Model Name :	BDL4620QL
Temperature :	24° C	Relative Humidity :	52 %
Pressure :	1013 hPa	Test Voltage :	AC 120V/60Hz
Test Mode :	YPBPR IN	Polarization:	Horizontal
Test Engineer :	Pike Lee	Panel :	TPV / TPT460H1



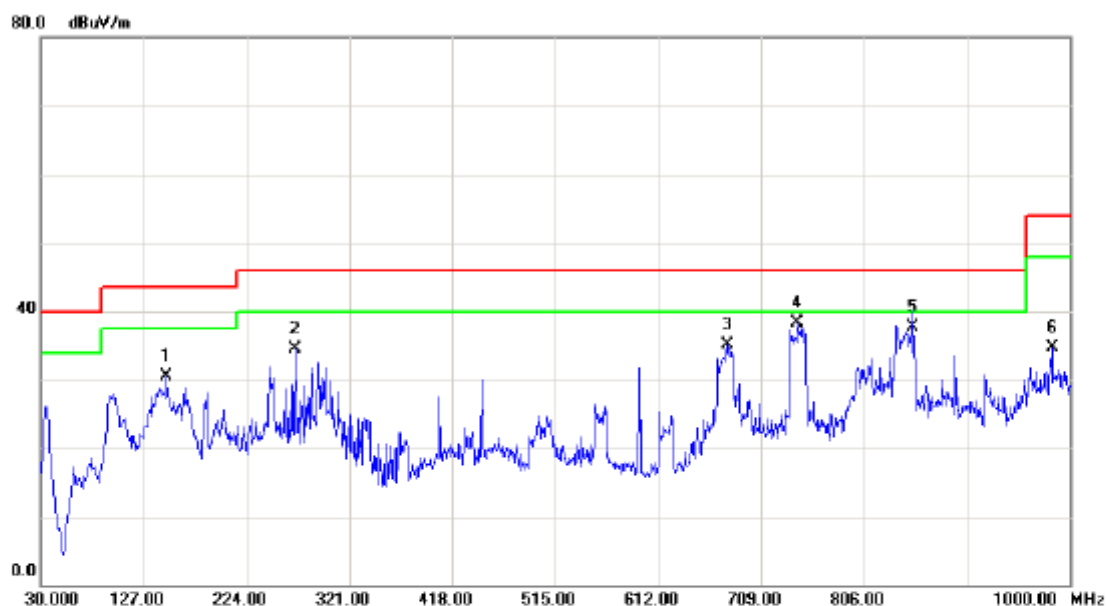
No. Mk.	Freq. MHz	Reading Level dBuV	Correct Factor dB	Measure- ment dBuV/m	Limit dBuV/m	Over dB	Detector	Comment
1	165.8000	50.86	-20.94	29.92	43.50	-13.58	QP	
2 *	269.5900	57.60	-17.92	39.68	46.00	-6.32	QP	
3	674.0800	46.83	-11.30	35.53	46.00	-10.47	QP	
4	742.9500	49.47	-11.53	37.94	46.00	-8.06	QP	
5	837.0400	46.60	-8.89	37.71	46.00	-8.29	QP	
6	891.3600	48.26	-9.37	38.89	46.00	-7.11	QP	

E.U.T :	46 inch(116.8 cm)Display	Model Name :	BDL4620QL
Temperature :	24° C	Relative Humidity :	52 %
Pressure :	1013 hPa	Test Voltage :	AC 120V/60Hz
Test Mode :	AV IN	Polarization:	Vertical
Test Engineer :	Pike Lee	Panel :	TPV / TPT460H1



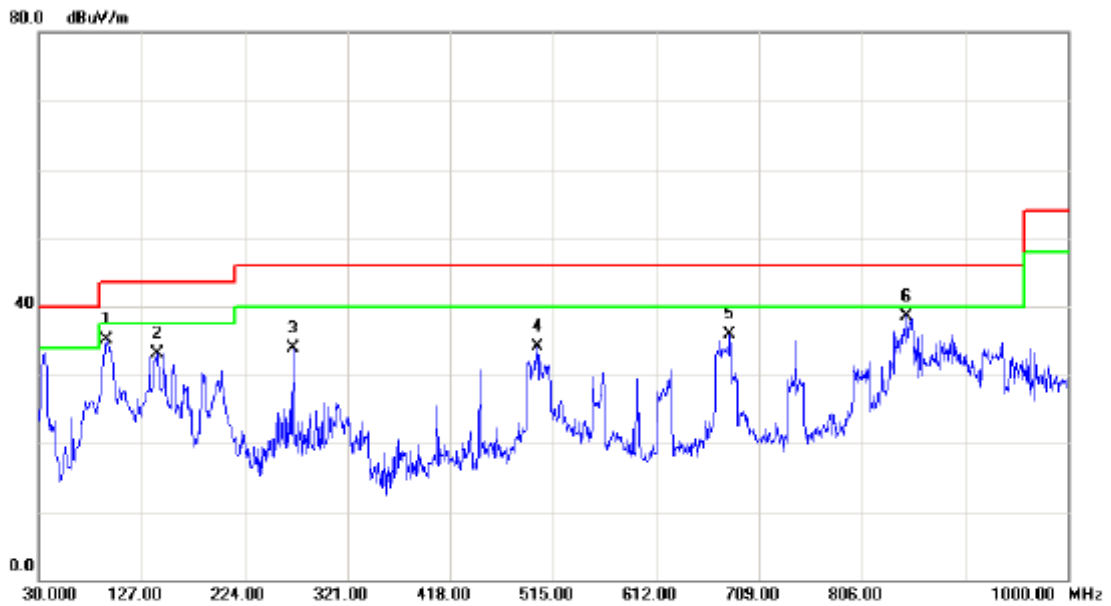
No. Mk.	Freq. MHz	Reading Level dBuV	Correct Factor dB	Measure- ment dBuV/m	Limit dBuV/m	Over dB	Detector	Comment
1 *	94.0200	58.92	-23.28	35.64	43.50	-7.86	QP	
2	141.5500	57.71	-23.04	34.67	43.50	-8.83	QP	
3	187.1400	57.40	-23.79	33.61	43.50	-9.89	QP	
4	269.5900	51.76	-17.92	33.84	46.00	-12.16	QP	
5	677.9600	46.88	-11.15	35.73	46.00	-10.27	QP	
6	852.5600	46.80	-8.68	38.12	46.00	-7.88	QP	

E.U.T :	46 inch(116.8 cm)Display	Model Name :	BDL4620QL
Temperature :	24° C	Relative Humidity :	52 %
Pressure :	1013 hPa	Test Voltage :	AC 120V/60Hz
Test Mode :	AV IN	Polarization:	Horizontal
Test Engineer :	Pike Lee	Panel :	TPV / TPT460H1



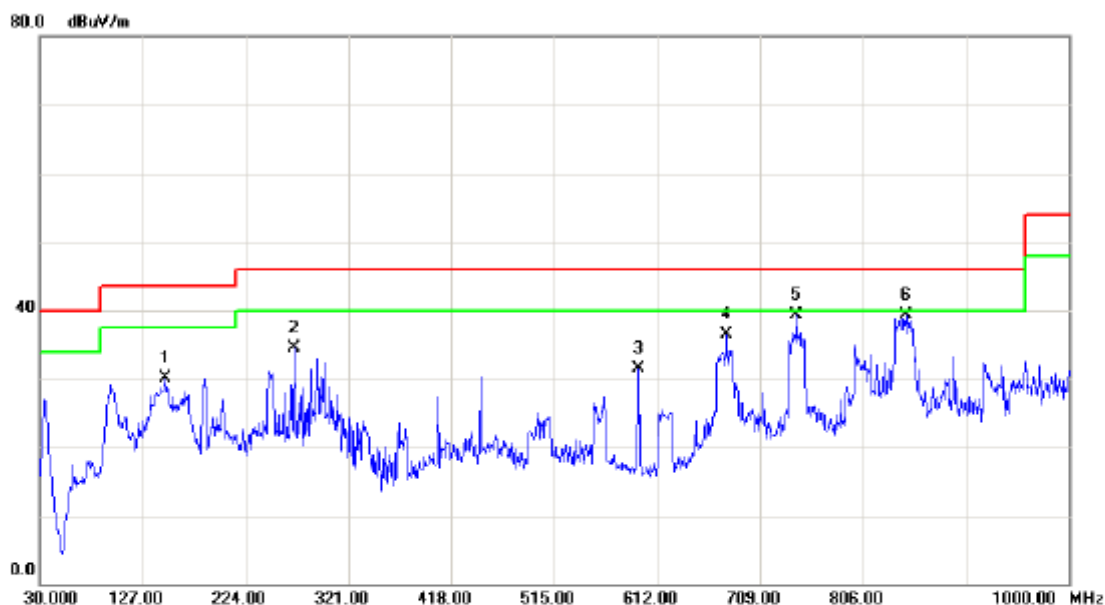
No. Mk.	Freq. MHz	Reading Level dBuV	Correct Factor dB	Measure- ment dBuV/m	Limit dBuV/m	Over dB	Detector	Comment
1	148.3400	52.78	-22.37	30.41	43.50	-13.09	QP	
2	269.5900	52.42	-17.92	34.50	46.00	-11.50	QP	
3	676.0200	46.33	-11.22	35.11	46.00	-10.89	QP	
4 *	742.9500	49.76	-11.53	38.23	46.00	-7.77	QP	
5	850.6200	46.30	-8.64	37.66	46.00	-8.34	QP	
6	982.5400	41.99	-7.38	34.61	54.00	-19.39	QP	

E.U.T :	46 inch(116.8 cm)Display	Model Name :	BDL4620QL
Temperature :	24° C	Relative Humidity :	52 %
Pressure :	1013 hPa	Test Voltage :	AC 120V/60Hz
Test Mode :	USB PLAY	Polarization:	Vertical
Test Engineer :	Pike Lee	Panel :	TPV / TPT460H1



No. Mk.	Freq. MHz	Reading Level dBuV	Correct Factor dB	Measure- ment dBuV/m	Limit dBuV/m	Over dB	Detector	Comment
1	94.0200	58.31	-23.28	35.03	43.50	-8.47	QP	
2	141.5500	56.22	-23.04	33.18	43.50	-10.32	QP	
3	269.5900	51.86	-17.92	33.94	46.00	-12.06	QP	
4	499.4800	48.28	-14.25	34.03	46.00	-11.97	QP	
5	680.8700	46.87	-11.03	35.84	46.00	-10.16	QP	
6 *	847.7100	47.28	-8.68	38.60	46.00	-7.40	QP	

E.U.T :	46 inch(116.8 cm)Display	Model Name :	BDL4620QL
Temperature :	24° C	Relative Humidity :	52 %
Pressure :	1013 hPa	Test Voltage :	AC 120V/60Hz
Test Mode :	USB PLAY	Polarization:	Horizontal
Test Engineer :	Pike Lee	Panel :	TPV / TPT460H1



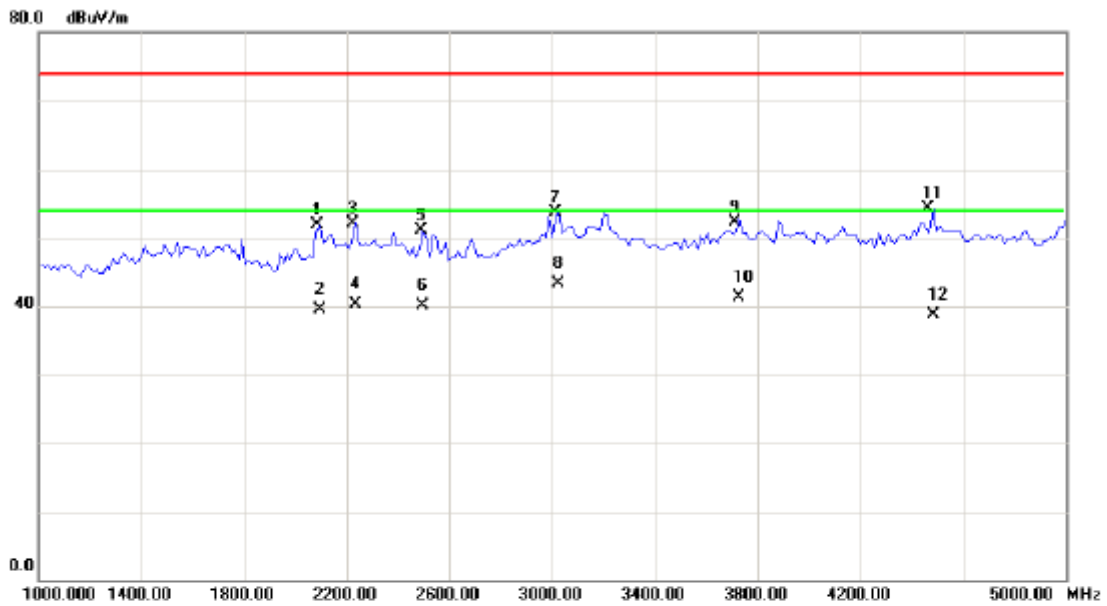
No.	Mk.	Freq. MHz	Reading Level dBuV	Correct Factor dB	Measure- ment dBuV/m	Limit dBuV/m	Over dB	Detector	Comment
1		148.3400	52.44	-22.37	30.07	43.50	-13.43	QP	
2		269.5900	52.33	-17.92	34.41	46.00	-11.59	QP	
3		594.5400	44.79	-13.20	31.59	46.00	-14.41	QP	
4		676.9900	47.64	-11.18	36.46	46.00	-9.54	QP	
5	*	742.9500	50.85	-11.53	39.32	46.00	-6.68	QP	
6		845.7700	48.00	-8.71	39.29	46.00	-6.71	QP	

4.2.9 TEST RESULTS-ABOVE 1000MHZ

Remark :

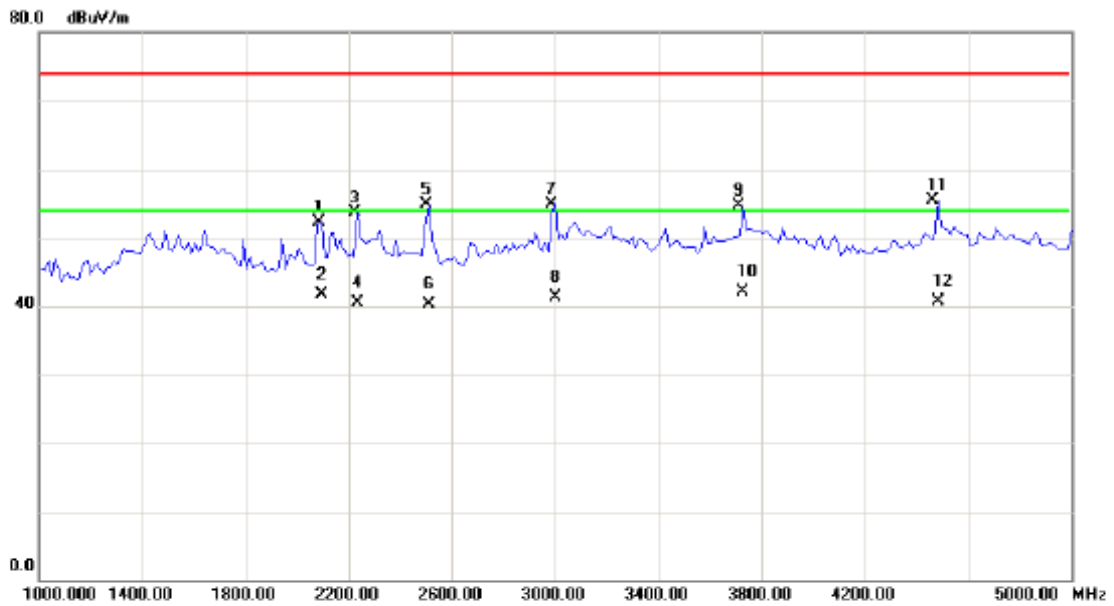
- (1) Reading in which marked as Peak or AVG means measurements by using are Peak Mode or AVG with Detector BW=1MHz ; SPA setting in RBW=1MHz, VBW =1MHz, Swp. Time = 0.3 sec./MHz, AVG Mode with detector BW=1MHz ; SPA setting in RBW=1MHz, VBW =10Hz, Swp. Time = 0.3 sec./MHz.
- (2) All readings are Peak unless otherwise stated QP in column of 『Note』 . Peak denotes that the Peak reading Compliance with the QP Limits and then QP Mode measurement didn't perform.
- (3) Measuring frequency range from 1GHz to 5GHz.
- (4) For testing above 1GHz, the emissions level of the EUT in peak mode was lower than average limit (that means the emissions level in peak mode also Complies with the limit in average mode), then testing will be stopped and peak values of EUT will be reported, otherwise, the emissions will be measured in average mode again and reported.

E.U.T :	46 inch(116.8 cm)Display	Model Name :	BDL4620QL
Temperature :	24° C	Relative Humidity :	63%
Pressure :	1013 hPa	Test Voltage :	AC 120V/60Hz
Test Mode :	D-Sub 1920*1080 60Hz	Polarization:	Vertical
Test Engineer :	Pike Lee	Panel :	TPV / TPT460H1



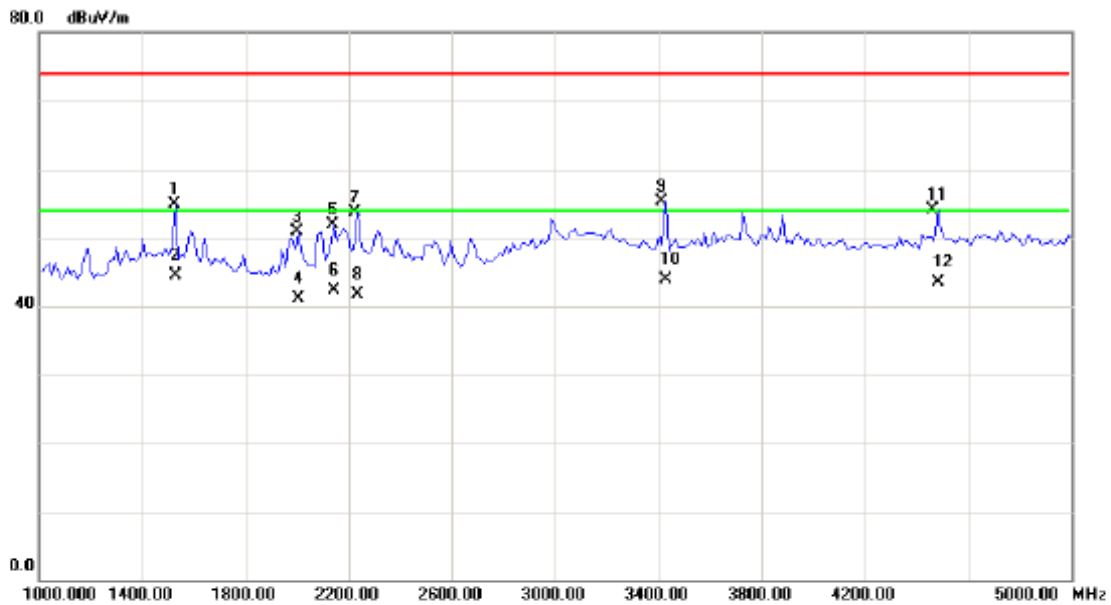
No.	Mk.	Freq. MHz	Reading Level dBuV	Correct Factor dB	Measure- ment dBuV/m	Limit dBuV/m	Over dB	Detector	Comment
1		2087.500	46.19	5.77	51.96	74.00	-22.04	peak	
2		2087.500	33.80	5.77	39.57	54.00	-14.43	AVG	
3		2225.000	46.21	5.99	52.20	74.00	-21.80	peak	
4		2225.000	34.30	5.99	40.29	54.00	-13.71	AVG	
5		2492.163	44.76	6.40	51.16	74.00	-22.84	peak	
6		2492.163	33.80	6.40	40.20	54.00	-13.80	AVG	
7		3012.500	45.13	8.52	53.65	74.00	-20.35	peak	
8	*	3012.500	34.80	8.52	43.32	54.00	-10.68	AVG	
9		3712.500	43.58	8.74	52.32	74.00	-21.68	peak	
10		3712.500	32.50	8.74	41.24	54.00	-12.76	AVG	
11		4462.500	45.10	9.26	54.36	74.00	-19.64	peak	
12		4462.500	29.50	9.26	38.76	54.00	-15.24	AVG	

E.U.T :	46 inch(116.8 cm)Display	Model Name :	BDL4620QL
Temperature :	24° C	Relative Humidity :	63%
Pressure :	1013 hPa	Test Voltage :	AC 120V/60Hz
Test Mode :	D-Sub 1920*1080 60Hz	Polarization:	Horizontal
Test Engineer :	Pike Lee	Panel :	TPV / TPT460H1



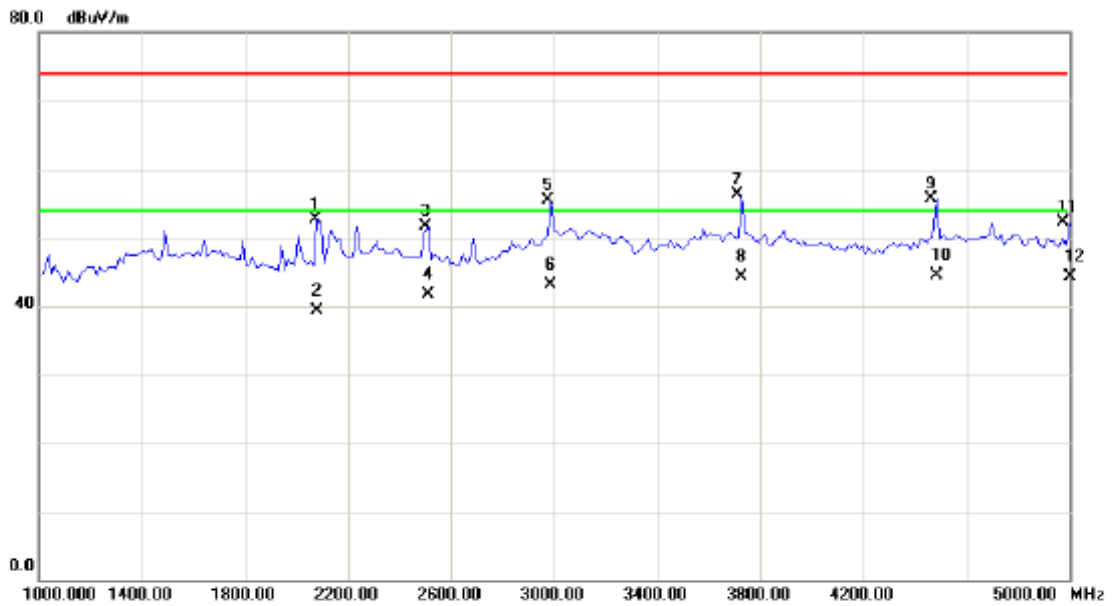
No. Mk.	Freq. MHz	Reading Level dBuV	Correct Factor dB	Measure- ment dBuV/m	Limit dBuV/m	Over dB	Detector	Comment
1	2087.500	46.57	5.77	52.34	74.00	-21.66	peak	
2	2087.500	35.90	5.77	41.67	54.00	-12.33	AVG	
3	2225.000	47.69	5.99	53.68	74.00	-20.32	peak	
4	2225.000	34.50	5.99	40.49	54.00	-13.51	AVG	
5	2500.000	48.49	6.41	54.90	74.00	-19.10	peak	
6	2500.000	33.80	6.41	40.21	54.00	-13.79	AVG	
7	2987.500	46.51	8.46	54.97	74.00	-19.03	peak	
8	2987.500	32.80	8.46	41.26	54.00	-12.74	AVG	
9	3712.500	45.89	8.74	54.63	74.00	-19.37	peak	
10 *	3712.500	33.30	8.74	42.04	54.00	-11.96	AVG	
11	4462.500	46.17	9.26	55.43	74.00	-18.57	peak	
12	4462.500	31.50	9.26	40.76	54.00	-13.24	AVG	

E.U.T :	46 inch(116.8 cm)Display	Model Name :	BDL4620QL
Temperature :	24° C	Relative Humidity :	63%
Pressure :	1013 hPa	Test Voltage :	AC 120V/60Hz
Test Mode :	DVI 1920*1080 60Hz	Polarization:	Vertical
Test Engineer :	Pike Lee	Panel :	TPV / TPT460H1



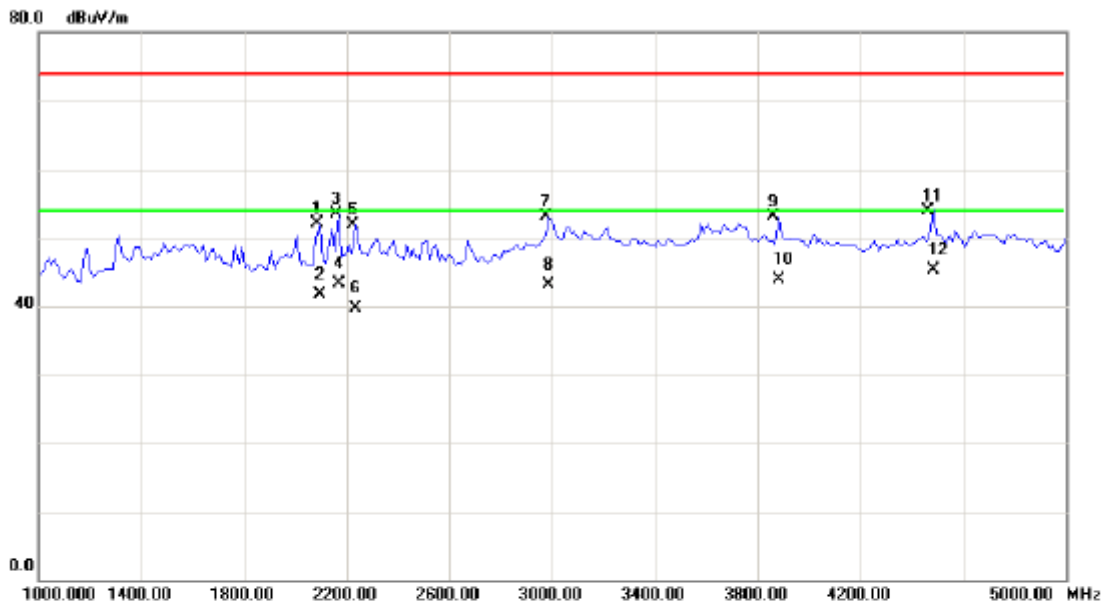
No. Mk.	Freq. MHz	Reading Level dBuV	Correct Factor dB	Measurement dBuV/m	Limit dBuV/m	Over dB	Detector	Comment
1	1525.000	50.01	4.98	54.99	74.00	-19.01	peak	
2 *	1525.000	39.50	4.98	44.48	54.00	-9.52	AVG	
3	2000.000	45.31	5.64	50.95	74.00	-23.05	peak	
4	2000.000	35.50	5.64	41.14	54.00	-12.86	AVG	
5	2137.500	46.04	5.85	51.89	74.00	-22.11	peak	
6	2137.500	36.50	5.85	42.35	54.00	-11.65	AVG	
7	2225.000	47.67	5.99	53.66	74.00	-20.34	peak	
8	2225.000	35.70	5.99	41.69	54.00	-12.31	AVG	
9	3412.500	46.50	8.75	55.25	74.00	-18.75	peak	
10	3412.500	35.20	8.75	43.95	54.00	-10.05	AVG	
11	4462.500	44.84	9.26	54.10	74.00	-19.90	peak	
12	4462.500	34.20	9.26	43.46	54.00	-10.54	AVG	

E.U.T :	46 inch(116.8 cm)Display	Model Name :	BDL4620QL
Temperature :	24° C	Relative Humidity :	63%
Pressure :	1013 hPa	Test Voltage :	AC 120V/60Hz
Test Mode :	DVI 1920*1080 60Hz	Polarization:	Horizontal
Test Engineer :	Pike Lee	Panel :	TPV / TPT460H1



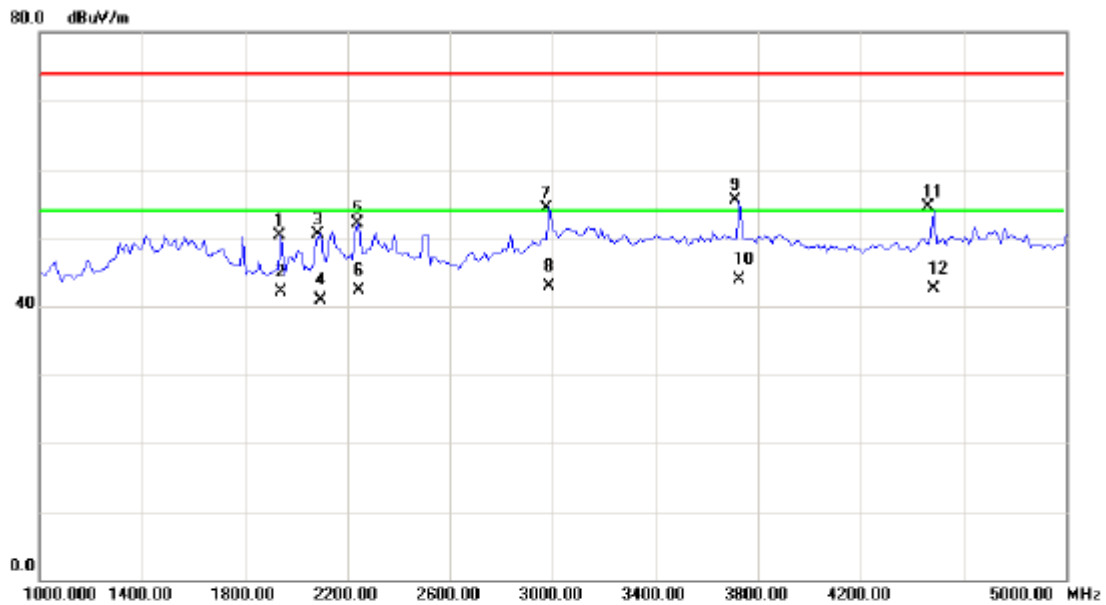
No. Mk.	Freq. MHz	Reading Level dBuV	Correct Factor dB	Measurement dBuV/m	Limit dBuV/m	Over dB	Detector	Comment
1	2075.000	46.93	5.76	52.69	74.00	-21.31	peak	
2	2075.000	33.50	5.76	39.26	54.00	-14.74	AVG	
3	2500.000	45.20	6.41	51.61	74.00	-22.39	peak	
4	2500.000	35.20	6.41	41.61	54.00	-12.39	AVG	
5	2975.000	47.04	8.40	55.44	74.00	-18.56	peak	
6	2975.000	34.80	8.40	43.20	54.00	-10.80	AVG	
7	3712.500	47.54	8.74	56.28	74.00	-17.72	peak	
8	3712.500	35.50	8.74	44.24	54.00	-9.76	AVG	
9	4462.500	46.49	9.26	55.75	74.00	-18.25	peak	
10 *	4462.500	35.20	9.26	44.46	54.00	-9.54	AVG	
11	4975.000	42.43	9.87	52.30	74.00	-21.70	peak	
12	4975.000	34.50	9.87	44.37	54.00	-9.63	AVG	

E.U.T :	46 inch(116.8 cm)Display	Model Name :	BDL4620QL
Temperature :	24° C	Relative Humidity :	63%
Pressure :	1013 hPa	Test Voltage :	AC 120V/60Hz
Test Mode :	HDMI 1080P	Polarization:	Vertical
Test Engineer :	Pike Lee	Panel :	TPV / TPT460H1



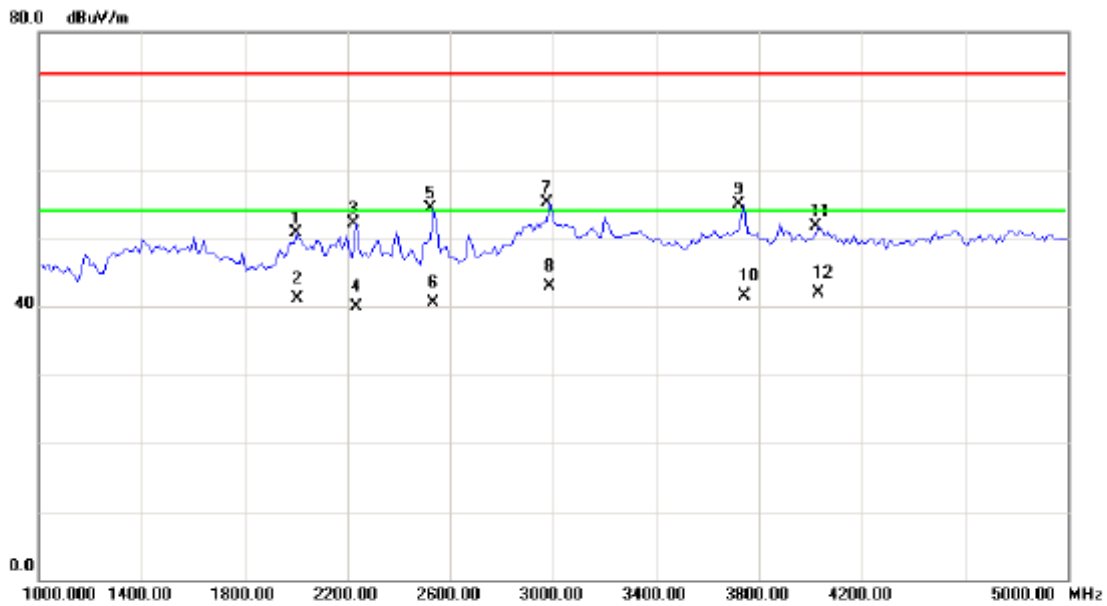
No.	Mk.	Freq. MHz	Reading Level dBuV	Correct Factor dB	Measure- ment dBuV/m	Limit dBuV/m	Over dB	Detector	Comment
1		2087.500	46.34	5.77	52.11	74.00	-21.89	peak	
2		2087.500	35.90	5.77	41.67	54.00	-12.33	AVG	
3		2162.500	47.68	5.89	53.57	74.00	-20.43	peak	
4		2162.500	37.50	5.89	43.39	54.00	-10.61	AVG	
5		2225.000	45.95	5.99	51.94	74.00	-22.06	peak	
6		2225.000	33.80	5.99	39.79	54.00	-14.21	AVG	
7		2975.000	44.64	8.40	53.04	74.00	-20.96	peak	
8		2975.000	34.80	8.40	43.20	54.00	-10.80	AVG	
9		3862.500	44.45	8.69	53.14	74.00	-20.86	peak	
10		3862.500	35.20	8.69	43.89	54.00	-10.11	AVG	
11		4462.500	44.72	9.26	53.98	74.00	-20.02	peak	
12	*	4462.500	36.02	9.26	45.28	54.00	-8.72	AVG	

E.U.T :	46 inch(116.8 cm)Display	Model Name :	BDL4620QL
Temperature :	24° C	Relative Humidity :	63%
Pressure :	1013 hPa	Test Voltage :	AC 120V/60Hz
Test Mode :	HDMI 1080P	Polarization:	Horizontal
Test Engineer :	Pike Lee	Panel :	TPV / TPT460H1



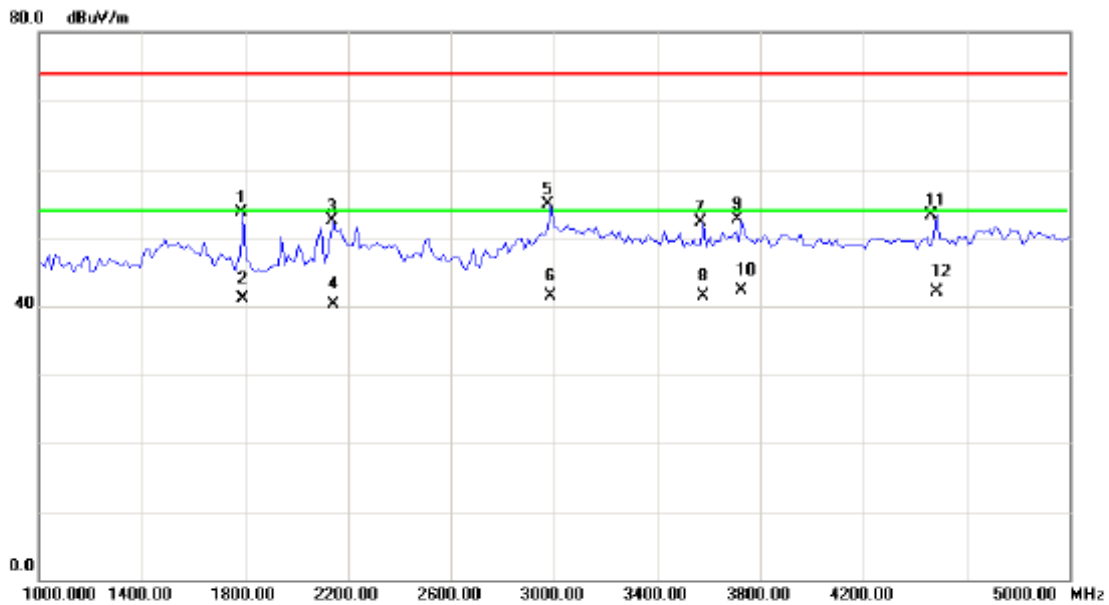
No.	Mk.	Freq. MHz	Reading Level dBuV	Correct Factor dB	Measure- ment dBuV/m	Limit dBuV/m	Over dB	Detector	Comment
1		1937.500	44.68	5.55	50.23	74.00	-23.77	peak	
2		1937.500	36.50	5.55	42.05	54.00	-11.95	AVG	
3		2087.500	44.83	5.77	50.60	74.00	-23.40	peak	
4		2087.500	35.20	5.77	40.97	54.00	-13.03	AVG	
5		2237.500	46.16	6.01	52.17	74.00	-21.83	peak	
6		2237.500	36.20	6.01	42.21	54.00	-11.79	AVG	
7		2975.000	46.00	8.40	54.40	74.00	-19.60	peak	
8		2975.000	34.50	8.40	42.90	54.00	-11.10	AVG	
9		3712.500	46.70	8.74	55.44	74.00	-18.56	peak	
10	*	3712.500	35.20	8.74	43.94	54.00	-10.06	AVG	
11		4462.500	45.20	9.26	54.46	74.00	-19.54	peak	
12		4462.500	33.20	9.26	42.46	54.00	-11.54	AVG	

E.U.T :	46 inch(116.8 cm)Display	Model Name :	BDL4620QL
Temperature :	24° C	Relative Humidity :	63%
Pressure :	1013 hPa	Test Voltage :	AC 120V/60Hz
Test Mode :	PIP(D-Sub+HDMI)	Polarization:	Vertical
Test Engineer :	Pike Lee	Panel :	TPV / TPT460H1



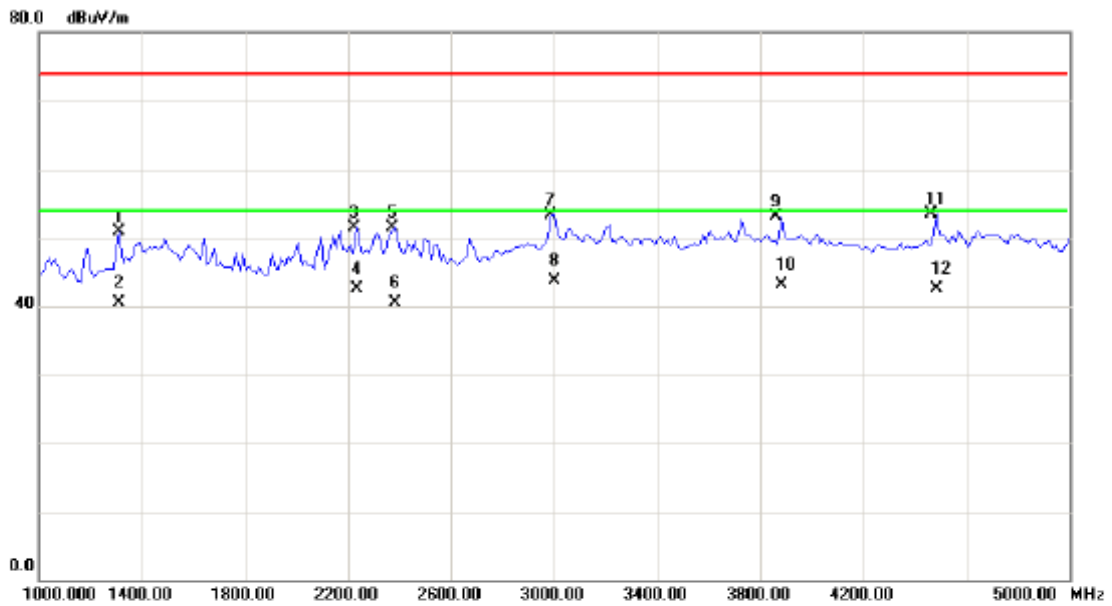
No.	Mk.	Freq. MHz	Reading Level dBuV	Correct Factor dB	Measure- ment dBuV/m	Limit dBuV/m	Over dB	Detector	Comment
1		2000.000	45.11	5.64	50.75	74.00	-23.25	peak	
2		2000.000	35.50	5.64	41.14	54.00	-12.86	AVG	
3		2225.000	46.19	5.99	52.18	74.00	-21.82	peak	
4		2225.000	34.00	5.99	39.99	54.00	-14.01	AVG	
5		2525.000	47.70	6.52	54.22	74.00	-19.78	peak	
6		2525.000	33.89	6.52	40.41	54.00	-13.59	AVG	
7		2975.000	46.74	8.40	55.14	74.00	-18.86	peak	
8	*	2975.000	34.50	8.40	42.90	54.00	-11.10	AVG	
9		3725.000	46.23	8.73	54.96	74.00	-19.04	peak	
10		3725.000	32.80	8.73	41.53	54.00	-12.47	AVG	
11		4021.944	43.02	8.68	51.70	74.00	-22.30	peak	
12		4021.944	33.30	8.68	41.98	54.00	-12.02	AVG	

E.U.T :	46 inch(116.8 cm)Display	Model Name :	BDL4620QL
Temperature :	24° C	Relative Humidity :	63%
Pressure :	1013 hPa	Test Voltage :	AC 120V/60Hz
Test Mode :	PIP(D-Sub+HDMI)	Polarization:	Horizontal
Test Engineer :	Pike Lee	Panel :	TPV / TPT460H1



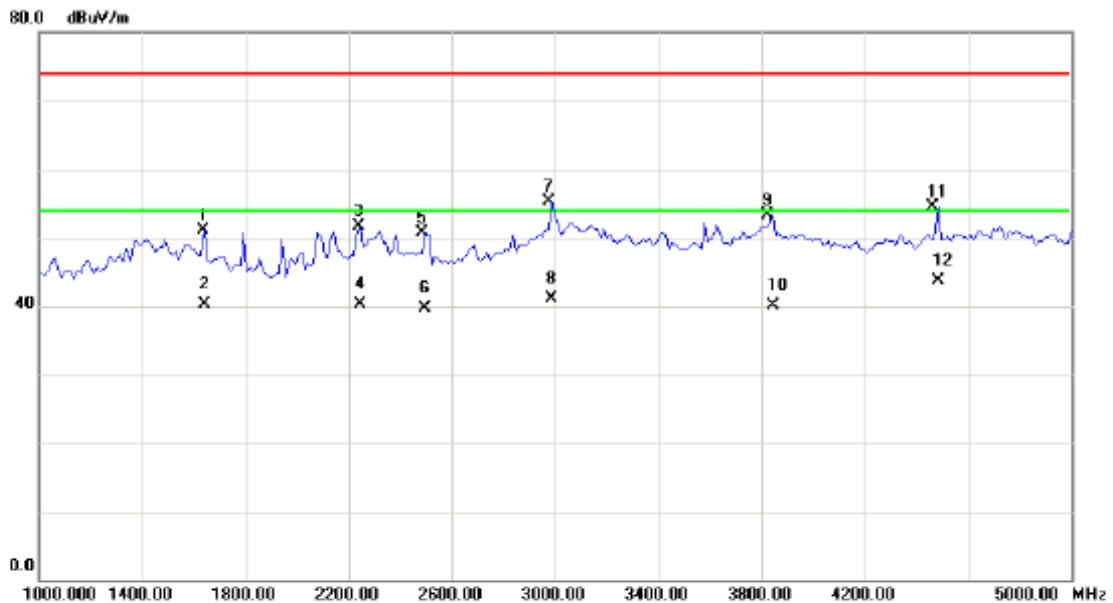
No. Mk.	Freq. MHz	Reading Level dBuV	Correct Factor dB	Measure- ment dBuV/m	Limit dBuV/m	Over dB	Detector	Comment
1	1787.500	48.29	5.34	53.63	74.00	-20.37	peak	
2	1787.500	35.70	5.34	41.04	54.00	-12.96	AVG	
3	2137.500	46.67	5.85	52.52	74.00	-21.48	peak	
4	2137.500	34.50	5.85	40.35	54.00	-13.65	AVG	
5	2975.000	46.44	8.40	54.84	74.00	-19.16	peak	
6	2975.000	33.20	8.40	41.60	54.00	-12.40	AVG	
7	3570.533	43.44	8.78	52.22	74.00	-21.78	peak	
8	3570.533	32.70	8.78	41.48	54.00	-12.52	AVG	
9	3712.500	43.87	8.74	52.61	74.00	-21.39	peak	
10 *	3712.500	33.50	8.74	42.24	54.00	-11.76	AVG	
11	4462.500	44.05	9.26	53.31	74.00	-20.69	peak	
12	4462.500	32.80	9.26	42.06	54.00	-11.94	AVG	

E.U.T :	46 inch(116.8 cm)Display	Model Name :	BDL4620QL
Temperature :	24° C	Relative Humidity :	63%
Pressure :	1013 hPa	Test Voltage :	AC 120V/60Hz
Test Mode :	LAN 100Mbps	Polarization:	Vertical
Test Engineer :	Pike Lee	Panel :	TPV / TPT460H1



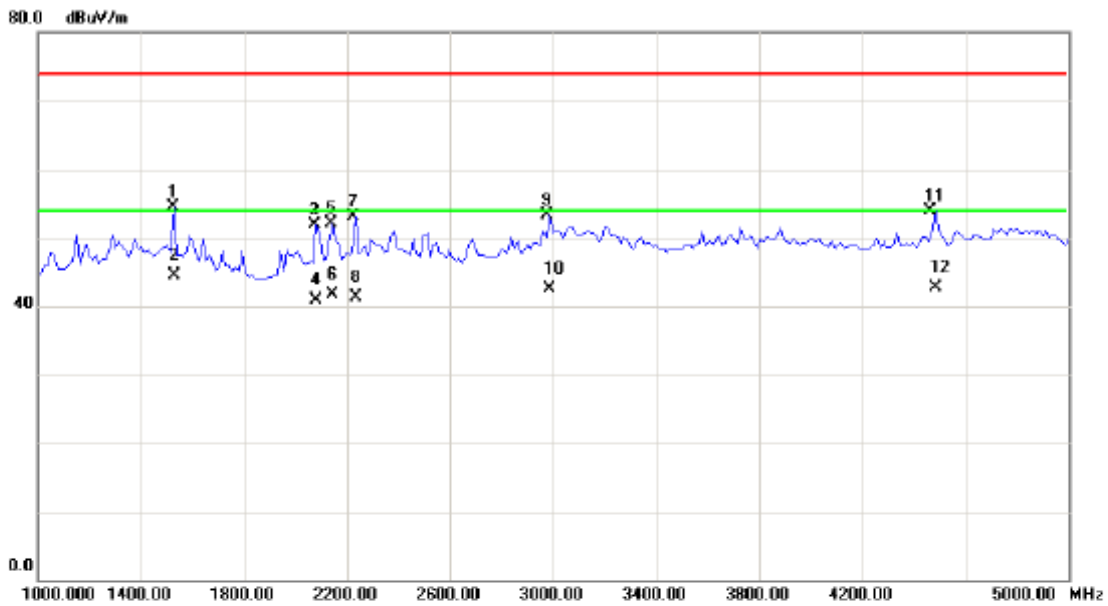
No. Mk.	Freq. MHz	Reading Level dBuV	Correct Factor dB	Measurement dBuV/m	Limit dBuV/m	Over dB	Detector	Comment
1	1313.480	46.26	4.62	50.88	74.00	-23.12	peak	
2	1313.480	35.90	4.62	40.52	54.00	-13.48	AVG	
3	2225.000	45.45	5.99	51.44	74.00	-22.56	peak	
4	2225.000	36.50	5.99	42.49	54.00	-11.51	AVG	
5	2375.000	45.27	6.22	51.49	74.00	-22.51	peak	
6	2375.000	34.23	6.22	40.45	54.00	-13.55	AVG	
7	2987.500	44.94	8.46	53.40	74.00	-20.60	peak	
8 *	2987.500	35.20	8.46	43.66	54.00	-10.34	AVG	
9	3862.500	44.45	8.69	53.14	74.00	-20.86	peak	
10	3862.500	34.40	8.69	43.09	54.00	-10.91	AVG	
11	4462.500	44.22	9.26	53.48	74.00	-20.52	peak	
12	4462.500	33.30	9.26	42.56	54.00	-11.44	AVG	

E.U.T :	46 inch(116.8 cm)Display	Model Name :	BDL4620QL
Temperature :	24° C	Relative Humidity :	63%
Pressure :	1013 hPa	Test Voltage :	AC 120V/60Hz
Test Mode :	LAN 100Mbps	Polarization:	Horizontal
Test Engineer :	Pike Lee	Panel :	TPV / TPT460H1



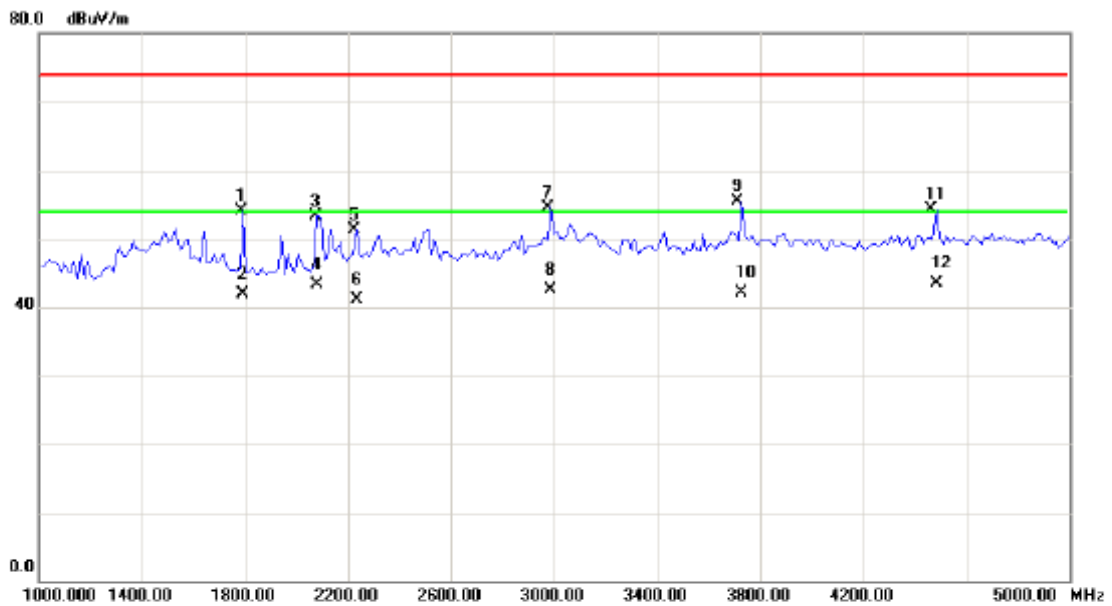
No. Mk.	Freq. MHz	Reading Level dBuV	Correct Factor dB	Measurement dBuV/m	Limit dBuV/m	Over dB	Detector	Comment
1	1637.500	45.91	5.13	51.04	74.00	-22.96	peak	
2	1637.500	35.20	5.13	40.33	54.00	-13.67	AVG	
3	2237.500	45.66	6.01	51.67	74.00	-22.33	peak	
4	2237.500	34.23	6.01	40.24	54.00	-13.76	AVG	
5	2487.500	44.31	6.39	50.70	74.00	-23.30	peak	
6	2487.500	33.30	6.39	39.69	54.00	-14.31	AVG	
7	2975.000	47.00	8.40	55.40	74.00	-18.60	peak	
8	2975.000	32.70	8.40	41.10	54.00	-12.90	AVG	
9	3825.000	44.70	8.70	53.40	74.00	-20.60	peak	
10	3825.000	31.50	8.70	40.20	54.00	-13.80	AVG	
11	4462.500	45.20	9.26	54.46	74.00	-19.54	peak	
12 *	4462.500	34.50	9.26	43.76	54.00	-10.24	AVG	

E.U.T :	46 inch(116.8 cm)Display	Model Name :	BDL4620QL
Temperature :	24° C	Relative Humidity :	63%
Pressure :	1013 hPa	Test Voltage :	AC 120V/60Hz
Test Mode :	YPBPR IN	Polarization:	Vertical
Test Engineer :	Pike Lee	Panel :	TPV / TPT460H1



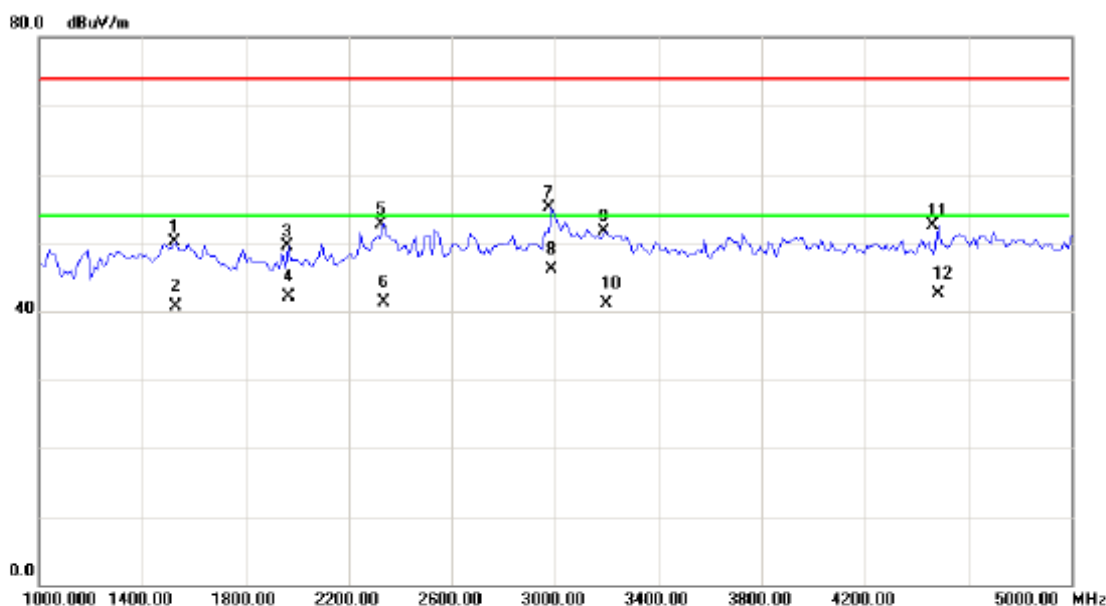
No.	Mk.	Freq. MHz	Reading Level dBuV	Correct Factor dB	Measure- ment dBuV/m	Limit dBuV/m	Over dB	Detector	Comment
1		1525.000	49.60	4.98	54.58	74.00	-19.42	peak	
2	*	1525.000	39.50	4.98	44.48	54.00	-9.52	AVG	
3		2075.000	46.08	5.76	51.84	74.00	-22.16	peak	
4		2075.000	35.20	5.76	40.96	54.00	-13.04	AVG	
5		2137.500	46.18	5.85	52.03	74.00	-21.97	peak	
6		2137.500	35.90	5.85	41.75	54.00	-12.25	AVG	
7		2225.000	47.19	5.99	53.18	74.00	-20.82	peak	
8		2225.000	35.40	5.99	41.39	54.00	-12.61	AVG	
9		2975.000	44.90	8.40	53.30	74.00	-20.70	peak	
10		2975.000	34.20	8.40	42.60	54.00	-11.40	AVG	
11		4462.500	44.67	9.26	53.93	74.00	-20.07	peak	
12		4462.500	33.50	9.26	42.76	54.00	-11.24	AVG	

E.U.T :	46 inch(116.8 cm)Display	Model Name :	BDL4620QL
Temperature :	24° C	Relative Humidity :	63%
Pressure :	1013 hPa	Test Voltage :	AC 120V/60Hz
Test Mode :	YPBPR IN	Polarization:	Horizontal
Test Engineer :	Pike Lee	Panel :	TPV / TPT460H1



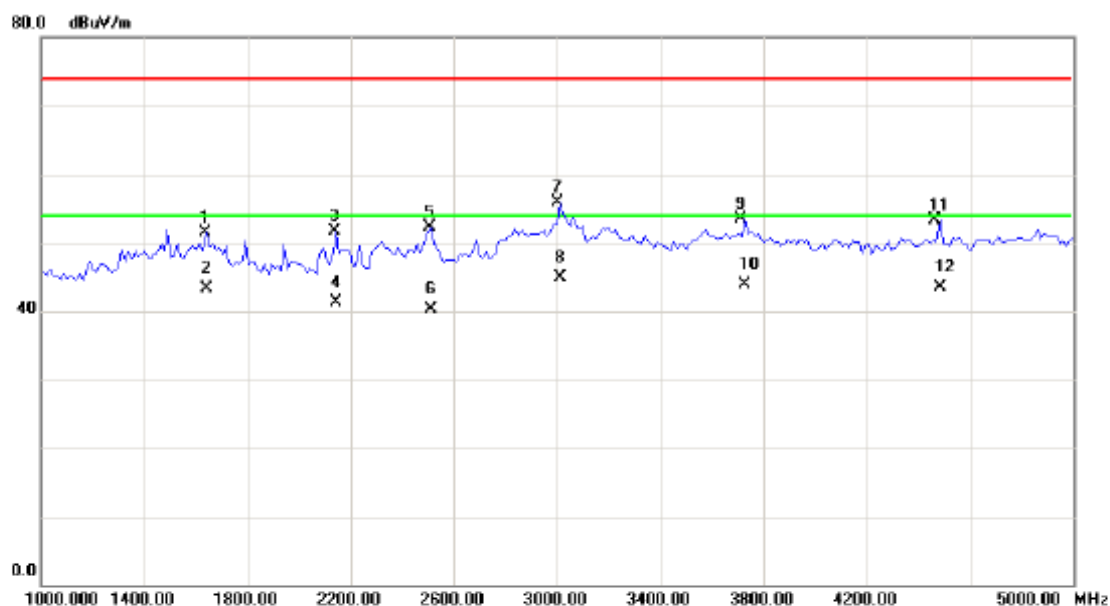
No. Mk.	Freq. MHz	Reading Level dBuV	Correct Factor dB	Measure- ment dBuV/m	Limit dBuV/m	Over dB	Detector	Comment
1	1787.500	48.81	5.34	54.15	74.00	-19.85	peak	
2	1787.500	36.50	5.34	41.84	54.00	-12.16	AVG	
3	2075.000	47.46	5.76	53.22	74.00	-20.78	peak	
4	2075.000	37.50	5.76	43.26	54.00	-10.74	AVG	
5	2225.000	45.33	5.99	51.32	74.00	-22.68	peak	
6	2225.000	35.20	5.99	41.19	54.00	-12.81	AVG	
7	2975.000	46.16	8.40	54.56	74.00	-19.44	peak	
8	2975.000	34.20	8.40	42.60	54.00	-11.40	AVG	
9	3712.500	46.78	8.74	55.52	74.00	-18.48	peak	
10	3712.500	33.30	8.74	42.04	54.00	-11.96	AVG	
11	4462.500	45.09	9.26	54.35	74.00	-19.65	peak	
12 *	4462.500	34.20	9.26	43.46	54.00	-10.54	AVG	

E.U.T :	46 inch(116.8 cm)Display	Model Name :	BDL4620QL
Temperature :	24° C	Relative Humidity :	63%
Pressure :	1013 hPa	Test Voltage :	AC 120V/60Hz
Test Mode :	AV IN	Polarization:	Vertical
Test Engineer :	Pike Lee	Panel :	TPV / TPT460H1



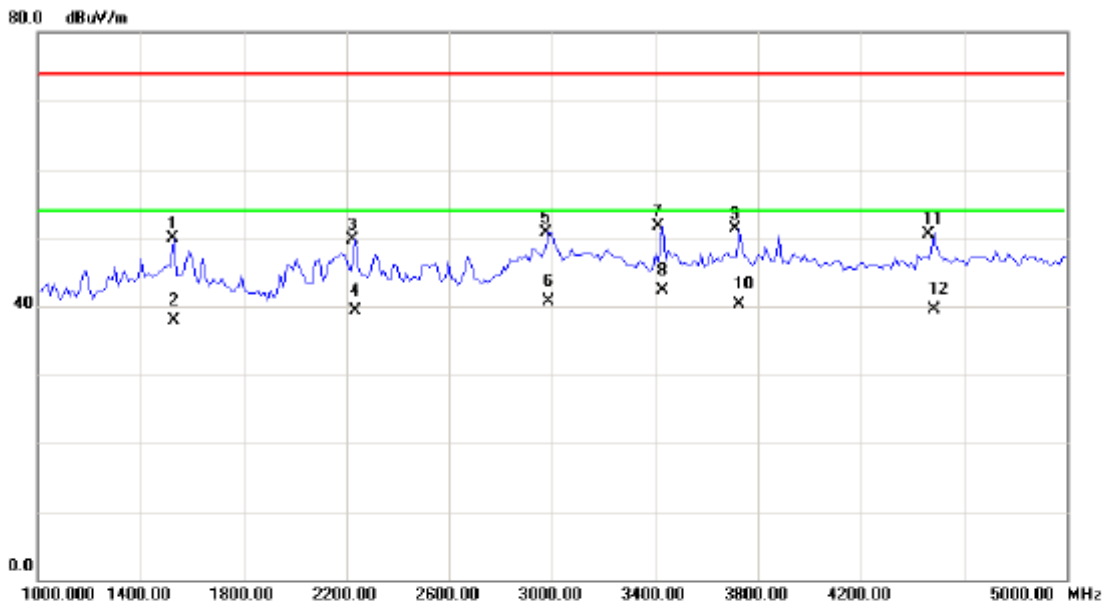
No. Mk.	Freq. MHz	Reading Level dBuV	Correct Factor dB	Measure- ment dBuV/m	Limit dBuV/m	Over dB	Detector	Comment
1	1526.646	45.16	4.98	50.14	74.00	-23.86	peak	
2	1526.646	35.70	4.98	40.68	54.00	-13.32	AVG	
3	1962.500	43.86	5.59	49.45	74.00	-24.55	peak	
4	1962.500	36.50	5.59	42.09	54.00	-11.91	AVG	
5	2325.000	46.65	6.14	52.79	74.00	-21.21	peak	
6	2325.000	35.10	6.14	41.24	54.00	-12.76	AVG	
7	2975.000	46.63	8.40	55.03	74.00	-18.97	peak	
8 *	2975.000	37.80	8.40	46.20	54.00	-7.80	AVG	
9	3187.500	43.10	8.62	51.72	74.00	-22.28	peak	
10	3187.500	32.50	8.62	41.12	54.00	-12.88	AVG	
11	4462.500	43.16	9.26	52.42	74.00	-21.58	peak	
12	4462.500	33.20	9.26	42.46	54.00	-11.54	AVG	

E.U.T :	46 inch(116.8 cm)Display	Model Name :	BDL4620QL
Temperature :	24° C	Relative Humidity :	63%
Pressure :	1013 hPa	Test Voltage :	AC 120V/60Hz
Test Mode :	AV IN	Polarization:	Horizontal
Test Engineer :	Pike Lee	Panel :	TPV / TPT460H1



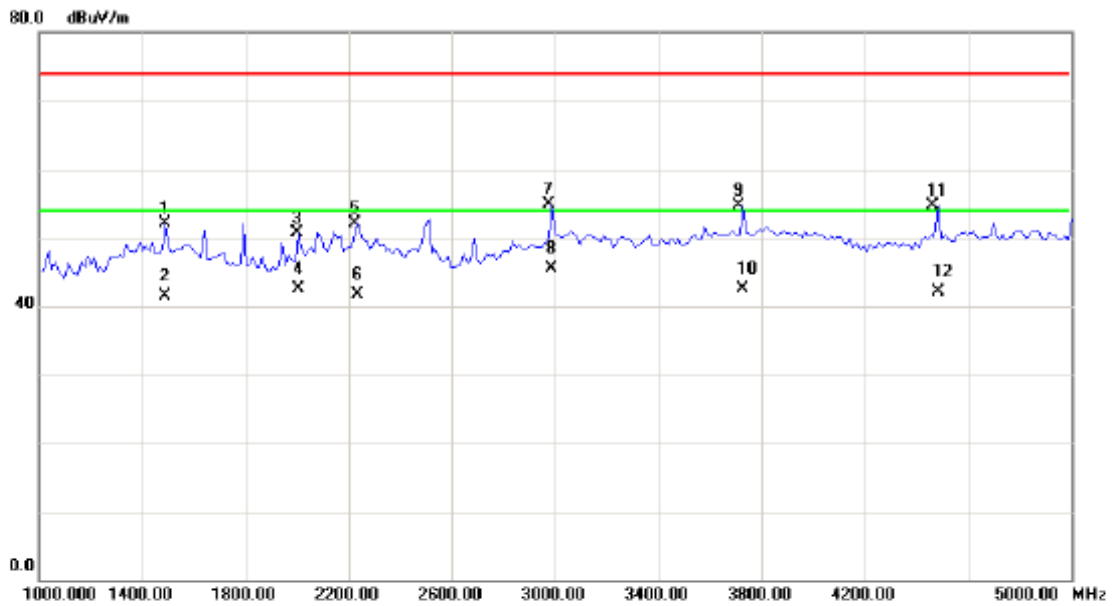
No.	Mk.	Freq. MHz	Reading Level dBuV	Correct Factor dB	Measure- ment dBuV/m	Limit dBuV/m	Over dB	Detector	Comment
1		1637.500	46.38	5.13	51.51	74.00	-22.49	peak	
2		1637.500	38.20	5.13	43.33	54.00	-10.67	AVG	
3		2137.500	45.87	5.85	51.72	74.00	-22.28	peak	
4		2137.500	35.50	5.85	41.35	54.00	-12.65	AVG	
5		2504.702	45.82	6.43	52.25	74.00	-21.75	peak	
6		2504.702	33.90	6.43	40.33	54.00	-13.67	AVG	
7		3000.000	47.30	8.51	55.81	74.00	-18.19	peak	
8	*	3000.000	36.40	8.51	44.91	54.00	-9.09	AVG	
9		3712.500	44.81	8.74	53.55	74.00	-20.45	peak	
10		3712.500	35.20	8.74	43.94	54.00	-10.06	AVG	
11		4462.500	44.10	9.26	53.36	74.00	-20.64	peak	
12		4462.500	34.20	9.26	43.46	54.00	-10.54	AVG	

E.U.T :	46 inch(116.8 cm)Display	Model Name :	BDL4620QL
Temperature :	24° C	Relative Humidity :	63%
Pressure :	1013 hPa	Test Voltage :	AC 120V/60Hz
Test Mode :	USB PLAY	Polarization:	Vertical
Test Engineer :	Pike Lee	Panel :	TPV / TPT460H1



No. Mk.	Freq. MHz	Reading Level dBuV	Correct Factor dB	Measurement dBuV/m	Limit dBuV/m	Over dB	Detector	Comment
1	1526.646	45.01	4.98	49.99	74.00	-24.01	peak	
2	1526.646	32.90	4.98	37.88	54.00	-16.12	AVG	
3	2225.000	43.67	5.99	49.66	74.00	-24.34	peak	
4	2225.000	33.36	5.99	39.35	54.00	-14.65	AVG	
5	2975.000	42.35	8.40	50.75	74.00	-23.25	peak	
6	2975.000	32.30	8.40	40.70	54.00	-13.30	AVG	
7	3412.500	43.00	8.75	51.75	74.00	-22.25	peak	
8 *	3412.500	33.50	8.75	42.25	54.00	-11.75	AVG	
9	3712.500	42.51	8.74	51.25	74.00	-22.75	peak	
10	3712.500	31.50	8.74	40.24	54.00	-13.76	AVG	
11	4462.500	41.34	9.26	50.60	74.00	-23.40	peak	
12	4462.500	30.30	9.26	39.56	54.00	-14.44	AVG	

E.U.T :	46 inch(116.8 cm)Display	Model Name :	BDL4620QL
Temperature :	24° C	Relative Humidity :	63%
Pressure :	1013 hPa	Test Voltage :	AC 120V/60Hz
Test Mode :	USB PLAY	Polarization:	Horizontal
Test Engineer :	Pike Lee	Panel :	TPV / TPT460H1





No. Mk.	Freq. MHz	Reading Level dBuV	Correct Factor dB	Measure- ment dBuV/m	Limit dBuV/m	Over dB	Detector	Comment
1	1489.028	47.12	4.92	52.04	74.00	-21.96	peak	
2	1489.028	36.60	4.92	41.52	54.00	-12.48	AVG	
3	2000.000	45.12	5.64	50.76	74.00	-23.24	peak	
4	2000.000	36.80	5.64	42.44	54.00	-11.56	AVG	
5	2225.000	46.18	5.99	52.17	74.00	-21.83	peak	
6	2225.000	35.70	5.99	41.69	54.00	-12.31	AVG	
7	2975.000	46.54	8.40	54.94	74.00	-19.06	peak	
8 *	2975.000	37.20	8.40	45.60	54.00	-8.40	AVG	
9	3712.500	46.04	8.74	54.78	74.00	-19.22	peak	
10	3712.500	33.80	8.74	42.54	54.00	-11.46	AVG	
11	4462.500	45.49	9.26	54.75	74.00	-19.25	peak	
12	4462.500	32.80	9.26	42.06	54.00	-11.94	AVG	

5. EUT TEST PHOTO

Conducted Measurement Photos



Radiated Measurement Photos(BETWEEN 30MHZ AND 1000MHZ)

Radiated Measurement Photos(ABOVE 1000MHZ)

