


Attachment to FCC Form 731
FCC ID AQ2-MK9325
Exhibit 9
Internal Photographs
Transceiver Top View



Attachment to FCC Form 731
FCC ID A02-MK8925
Exhibit 9
Internal Photographs
Transceiver Bottom view

Attachment to FCC Form 731
FCC ID AGZ-MW-9325
Exhibit 9
Internal Photographs
Close-up of Exciter and
Receiver Boards

Exciter Board

Receiver board


PLL
section


Exciter amplifier
section

VCO
section

Modulator
section

1.2A
9V2






Attachment to FCC Form 731
FCC ID A92-MK0525
Exhibit 9
Internal Photographs
Power Amplifier and 425
volt power supply assembly

Attachment to FCC Form 731
FCC ID A62-MW9325
Exhibit 9
Internal Photographs
Close-up of
Power amplifier assembly



Attachment to FCC Form 731
FCC ID: ACZ-NK8325
Exhibit 9
Internal Photographs
Low Pass filter construction
and mounting details
(covers removed)



Attachment to FCC Form 731
FCC ID AQZ-MK9025
Exhibit 9
Internal Photographs
Close-up of Low Pass filter
and directional coupler

Low pass
filter

Directional coupler

