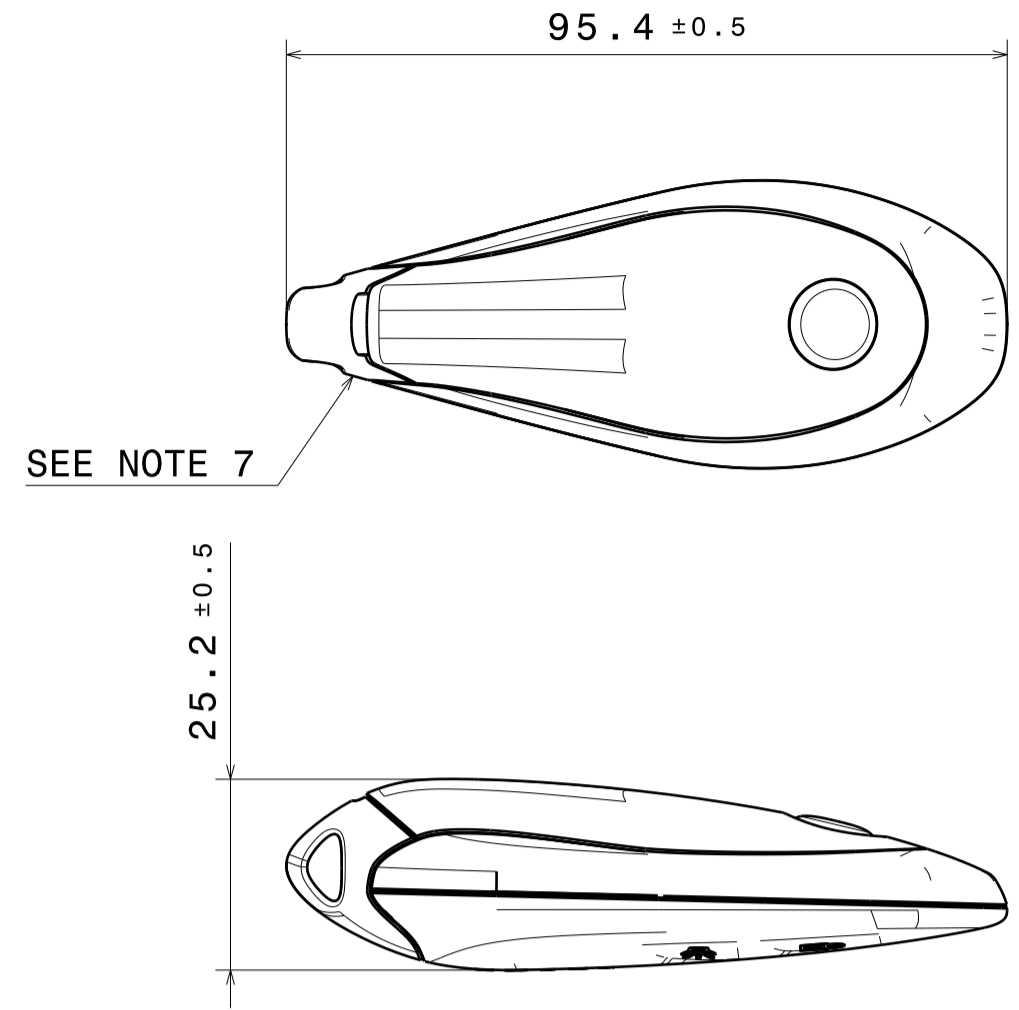
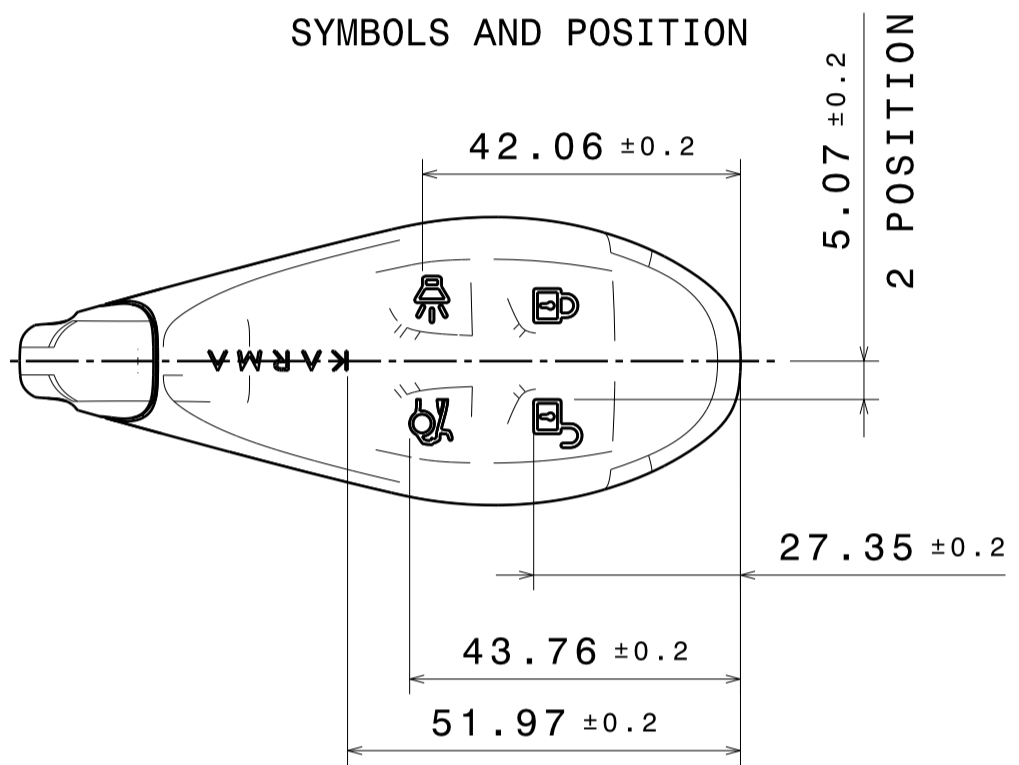


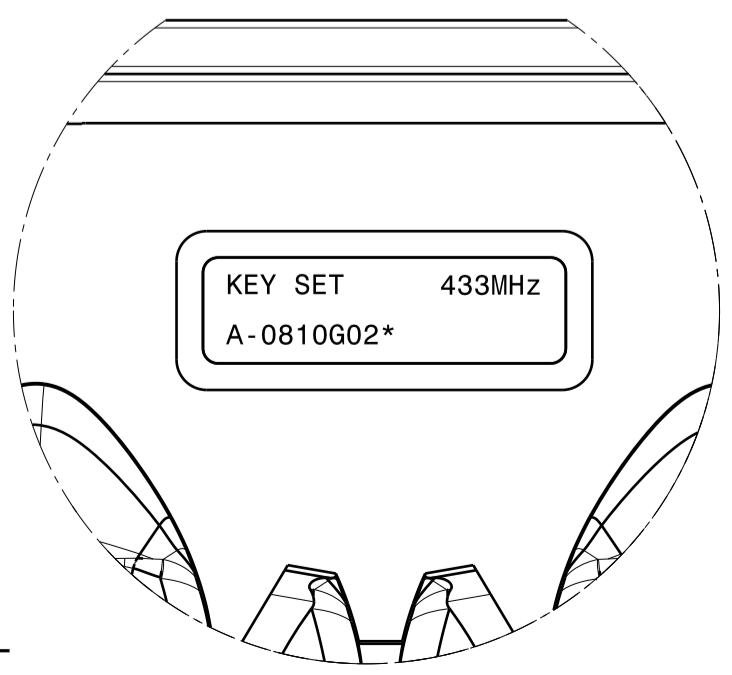
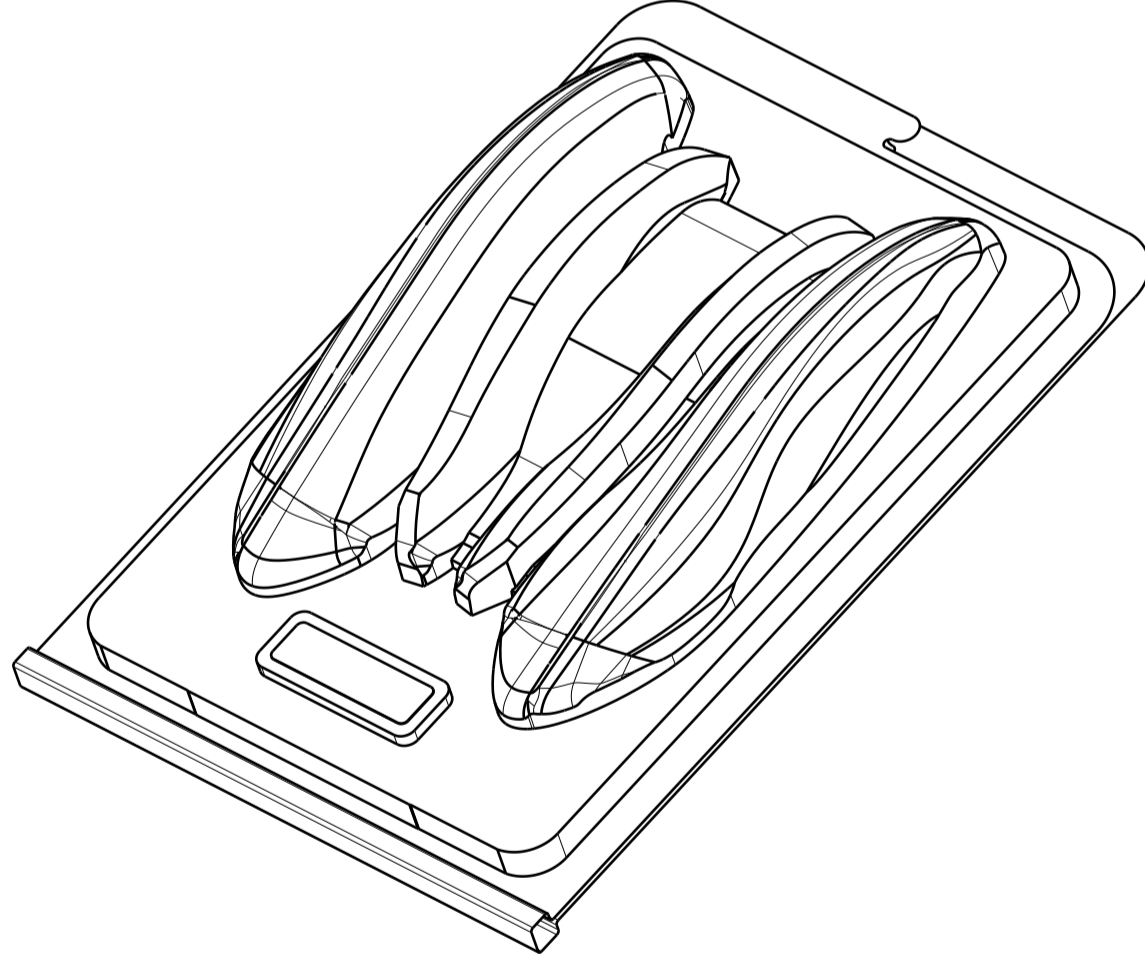
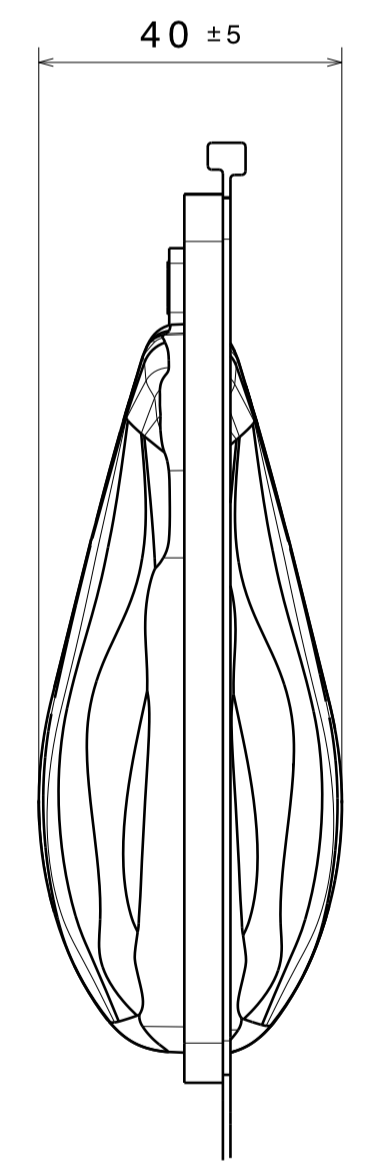
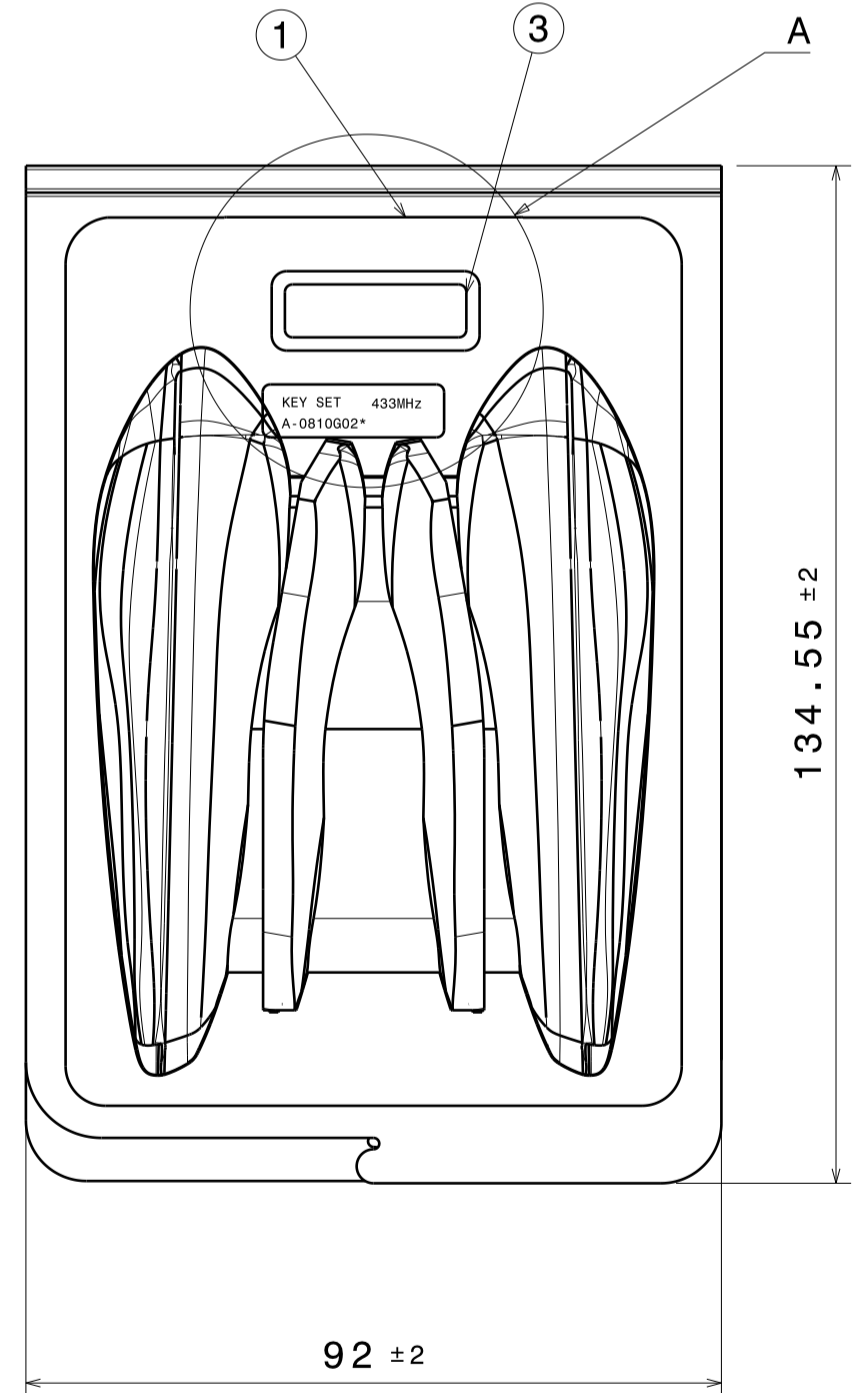
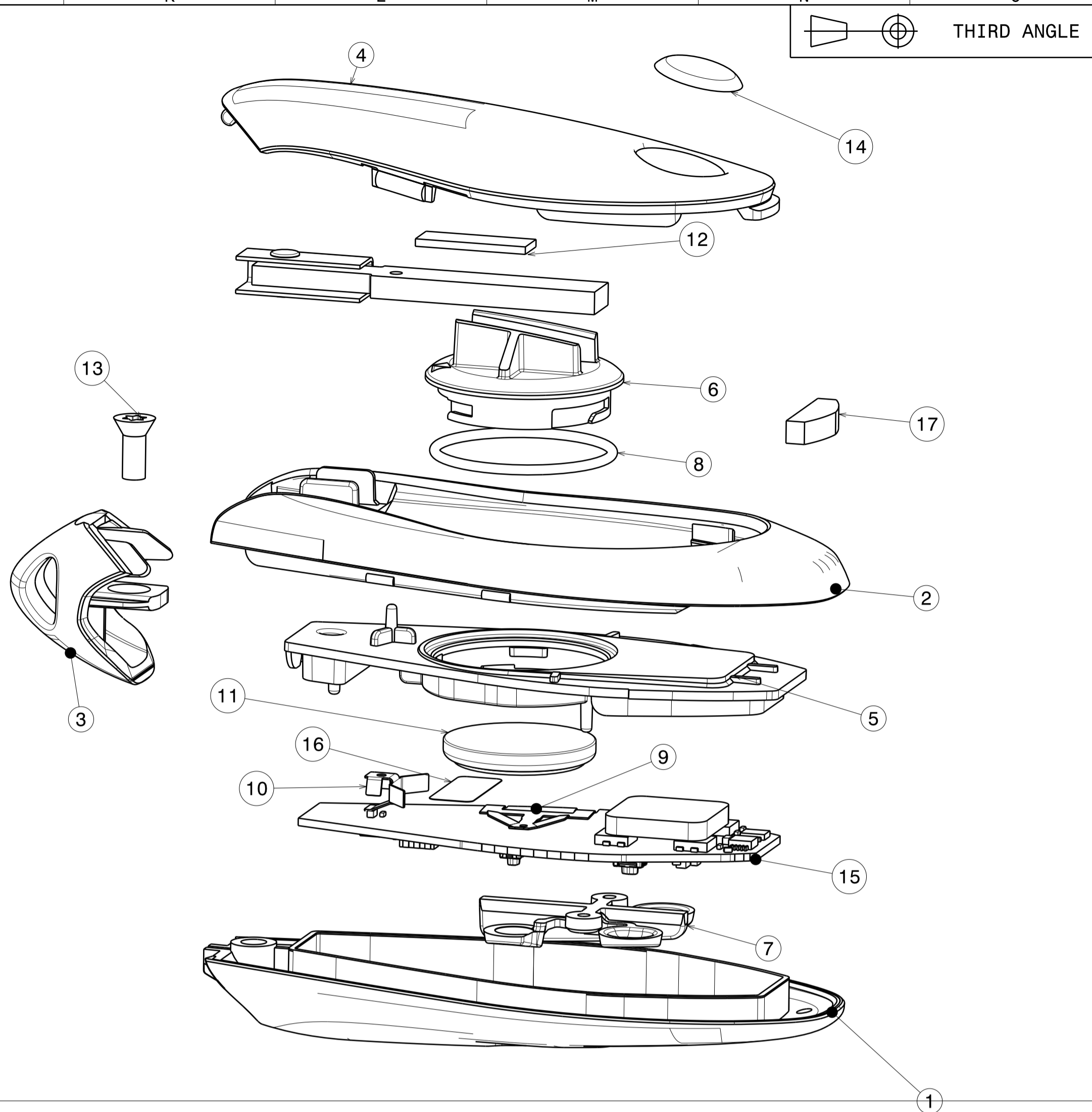
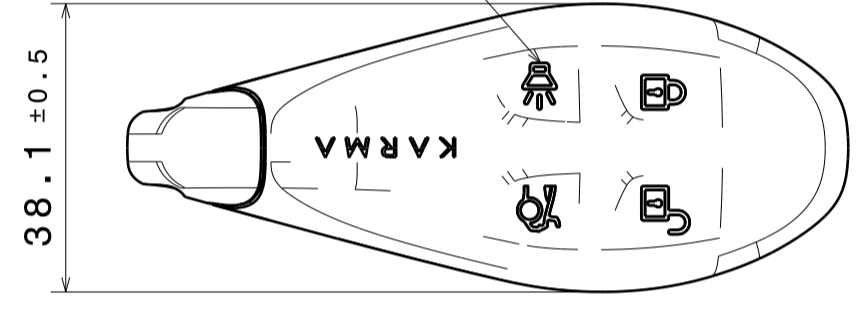
DRG No: 0810G02C (SHEET 1 OF 2)

ITEM	PART No	DESCRIPTION	QTY	MATERIAL	COLOUR	FINISH
1	MDP-0810P01*	BUTTON MEMBRANE	1	PA66	BLACK	TEXTURED
2	MDP-0810P02*	BEZEL	1	PA66	BLACK	TEXTURED
3	MDP-0810P03*	REAR LOOP	1	PA6	BLACK	POLISH
4	MDP-0810P04*	REMOVABLE COVER	1	PC/ABS	BLACK	POLISH
5	MDP-0810P05*	LASER LID	1	PA6-GF30	BLUE	SMOOTH
6	MDP-0810P06*	BATTERY COVER	1	PA6-GF30	BLACK	POLISH
7	MDP-0810P07*	BUTTON ACTUATOR	1	PC/ABS	BLACK	SMOOTH
8	ORG-22X1.3N70	O-RING	1	NITRILE	BLACK	
9	PRS-0700P17*	-VE BATTERY CONTACT	1	PHOSPHOR BRONZE	NATURAL	ELECTROPLATE NICKEL
10	PRS-0775P15*	+VE BATTERY CONTACT	1	PHOSPHOR BRONZE	NATURAL	ELECTROPLATE NICKEL
11	BAT-CR2032	BATTERY	1	-	-	-
12	RUB-0775P08*	FOAM PAD	1	-	BLACK	-
13	SCRM3-8-CKPTSS-BK	M3 TORX CSK PLASTITE	1	A2 STAINLESS STEEL	BLACK	-
14	LBL-0810P14*	LABEL BADGE	1	-	-	-
15	0810AY1*	PCB ASSY - 433 MHZ	1	-	-	-
16	LBL-0749P13*	LABEL BLANK	1	POLYESTER	-	-
17	LBL-0810P15*	FOAM PAD	1	NEOPRENE	-	-

NOTE: SEE SHEET 2 FOR CERTIFICATION



LASER ETCHED ICONS AND SCRIPT NAME.
LASER ETCHING TO BE DONE INTERNALLY BY PEKTRON.



ITEM	PART No.	DESCRIPTION	QTY	MATERIAL	COLOUR
1	PKG-PEKCLAM0810	CLAM SHELL	1	PVC	TRANSPARENT
2	0810G02*	PASSIVE ENTRY KEY 2.0	2	-	-
3	LBL-0739P24*	LABEL	1	POLYESTER	-

- NOTES:
- TECH. SPEC. REFERENCE NUMBER: MTS.13.04.0001 KEYS & PASSIVE ENTRY SYSTEM
 - ICONS LASER MARKED USING ARTWORK FILE: 0810-KF-ICONS-*.PDF
 - SEE COMPONENT DRAWINGS FOR PLASTIC MOULDING A-SURFACE FINISHES.
 - APPROX. UNIT WEIGHT OF SINGLE KEY = 30g
 - * INDICATES LATEST ISSUE LEVEL
 - PART MUST COMPLY WITH 'CQP 0810 - K2.0 Passive Entry Key - Karma - Iss*'
 - IMPORTANT:
PART MUST COMPLY WITH THE END OF LIFE VEHICLES DIRECTIVE (2000-53-EC).
ALL MATERIAL USED IN THE MANUFACTURE OF THIS PART MUST BE RoHS COMPLIANT.

BLISTER PACK LABEL
SCALE 2:1

ISS	DATE	CH No. (OR DESCRIPTION)	DRAWN	ENG'R	ISS	DATE	CH No. (OR DESCRIPTION)	DRAWN	ENG'R
A	31-10-18	ECN0810-01	MT	MT					
B	02-11-18	ECN0810-02	MT	MT					
C	14-08-19	ECN0810-08 + 13 + 17	LSP	LSP					

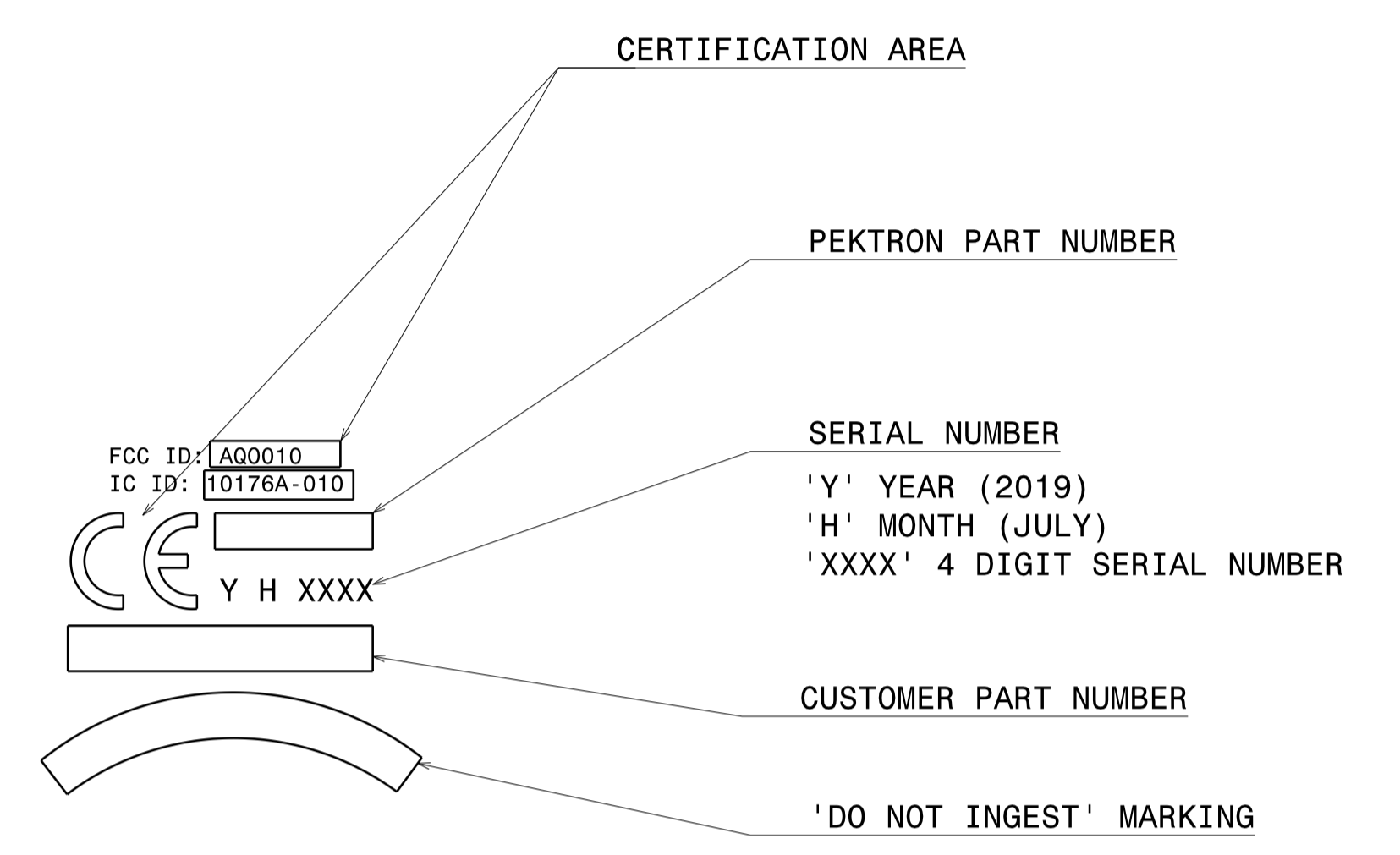
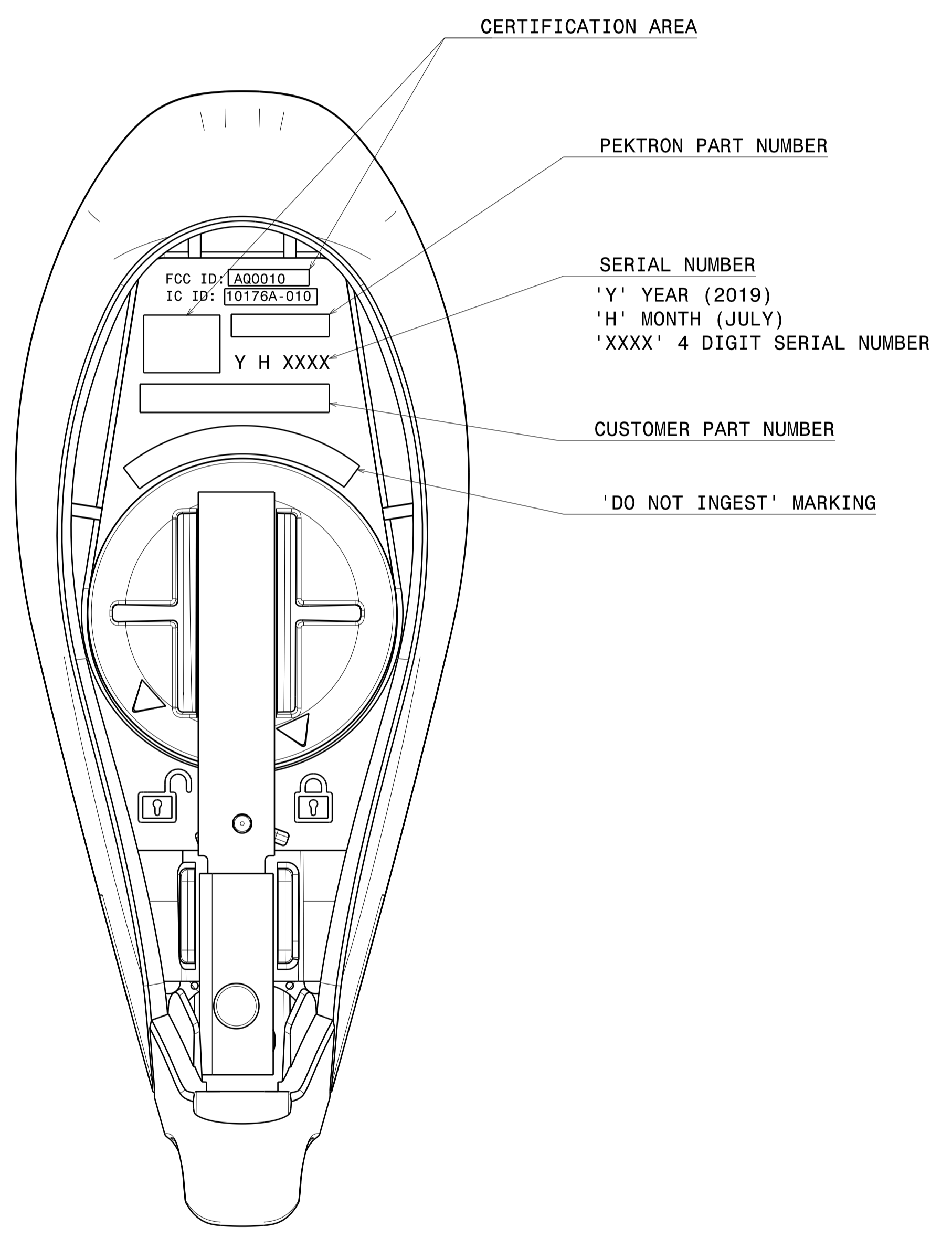
ALL DIMENSIONS ARE IN mm UNLESS OTHERWISE STATED
TOLERANCES:
NO DECIMAL PLACES +/- 0.5mm
1 DECIMAL PLACE +/- 0.2mm
2 DECIMAL PLACES +/- 0.1mm
ANGULAR TOLERANCES +/- 1.0 DEGREES U.O.S.
MACHINING BURRS/MOULDING FLASH TO BE REMOVED
DO NOT SCALE DRAWING
PARTS ARE TO BE CLEAN AND DRY

PEKTRON IMPORTANT: CONFIDENTIALITY NOTICE
This drawing and the information contained within it are the property of Pektron Group Limited and must be held in strict confidence by the recipient. This drawing is supplied to the recipient for information purposes only. Pektron Group Limited and the copyright in this drawing and the right to be made without the prior written permission of Pektron Group Limited. This drawing and the information contained within it are the property of the recipient and shall remain the property of the recipient. It is the responsibility of the recipient to ensure that this information is not disclosed to any third party and that the recipient is held responsible for any such disclosure. Any person who discloses this information to any third party without the prior written permission of Pektron Group Limited shall be liable to the recipient for any such disclosure. Any person who discloses this information to any third party without the prior written permission of Pektron Group Limited shall be liable to the recipient for any such disclosure.

TITLE		KEY SET GA - 433MHz	
DRAWING SCALE	MATERIAL	SIZE	FINISH
1:1	N/A	A1	N/A
CHECKED	L.PAPUC	APPROVED	A.ASHBY
DRG No:	0810G02C (SHEET 1 OF 2)		

ETCHED SYMBOLS, IDENTIFICATION AND CERTIFICATION ELEMENTS

EUROPE / USA / CANADA



ISS	DATE	CH No. (OR DESCRIPTION)	DRAWN	ENG' R	ISS	DATE	CH No. (OR DESCRIPTION)	DRAWN	ENG' R
A	31-10-18	ECN0810-01	MT	MT					
B	02-11-18	ECN0810-02	MT	MT					
C	14-08-19	ECN0810-08 + 13 + 17	LSP	LSP					

ALL DIMENSIONS ARE IN mm UNLESS OTHERWISE STATED
 TOLERANCES:
 NO DECIMAL PLACES +/- 0.5mm
 1 DECIMAL PLACE +/- 0.2mm
 2 DECIMAL PLACES +/- 0.1mm
 ANGULAR TOLERANCES +/- 1.0 DEGREES U.O.S.
 MACHINING BURRS/MOULDING FLASH TO BE REMOVED
 DO NOT SCALE DRAWING
 PARTS ARE TO BE CLEAN AND DRY

PEKTRON IMPORTANT: CONFIDENTIALITY NOTICE
 This drawing and the information contained within it are the property of Pektron Group Limited and must be held in strict confidence by the recipient. This drawing is supplied to the recipient for illustration purposes only. PEKTRON GROUP LIMITED and the copyright in this drawing and its copy is to be held either in part or in whole without the written permission of PEKTRON GROUP LIMITED. This drawing and the information contained within it are not to be used for any other purpose without the written permission of PEKTRON GROUP LIMITED. The recipient shall be responsible for ensuring that those employees of the recipient who need to use the drawing and information contained within it, do so in the strict confidence of the recipient and shall be bound by such employees to retain such information in strict confidence and shall be bound by such employees to retain such information in strict confidence.
 2. This drawing and the information contained within it are the property of Pektron Group Limited. Any patents and/or design applications, registered designs, trademarks, design rights, or copyright arising from the use of this drawing and/or the information contained within it shall be considered the property of Pektron Group Limited.

TITLE		KEY SET GA - 433MHz	
DRAWING SCALE	MATERIAL	N/A	
3:1			
SIZE	FINISH	N/A	
A1			
CHECKED	L. PAPUC	APPROVED	A. ASHBY
DRG No:	0810G02C (SHEET 2 OF 2)		