

9.2 General Set-up Photograph

The following photograph shows basic EUT set-up:


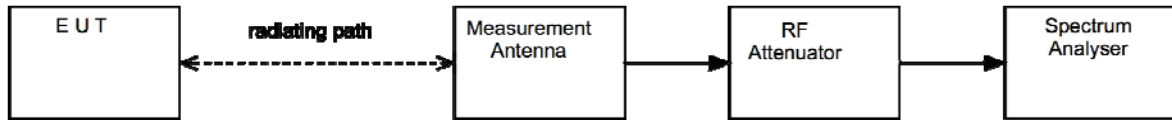



Figure i Test Setup




11.5 Test Set-up Photograph



11.6 Test Equipment

Equipment Type	Manufacturer	Equipment Description	Element No	Due For Calibration
hfh2	R&S	Loop Antenna	L007	12/04/2019
ESHS10	R&S	Receiver	U003	29/08/2018

12.5 Test Set-up Photograph



12.6 Test Equipment

Equipment Type	Manufacturer	Equipment Description	Element No	Due For Calibration
CBL611/A	Chase	Bitlog	U191	08/12/2018
ESVS10	R&S	Receiver	L317	22/03/2018
8449B	Agilent	Pre Amp	L572	07/02/2018
3115	EMCO	1-18GHz Horn	L139	25/09/2019
FSU46	R&S	Spectrum Analyser	U281	19/06/2018