


8. Photographs of the Test Setup


Photograph 1: Set-up for Conducted Emissions at Antenna Port



Photograph 2: Set-up for Radiated Emission of Transmitter, Front View




Photograph 3: Set-up for Radiated Emission of Transmitter, Rear View



Prüfbericht - Nr.: 12605643 003
Test Report No.:

Seite 47 von 49
Page 47 of 49

Photograph 4: Set-up for Radiated Emission of Receiver, Front View



Photograph 5: Set-up for Radiated Emission of Receiver, Rear View

