



---

# TEST REPORT FOR BLUETOOTH TESTING

---

Report No.: SRTC2024-9004(F)-24081205(D)

Product Name: Smart Phone

Brand Name: SHARP

Applicant: SHARP CORPORATION

Manufacturer: SHARP CORPORATION

Specification: FCC Part 15 Subpart C (2023)

FCC ID: APYHRO00333

The State Radio\_monitoring\_center Testing Center (SRTC)  
15th Building, No.30Shixing Street, Shijingshan District, Beijing, P.R.China  
Tel: 86-10-57996183 Fax: 86-10-57996388



## CONTENTS

1. GENERAL INFORMATION .....	2
2 DESCRIPTION OF THE DEVICE UNDER TEST .....	3
3 REFERENCE SPECIFICATION .....	7
4 KEY TO NOTES AND RESULT CODES .....	7
5 RESULT SUMMARY .....	8
6 TEST RESULT .....	10
6.1 20dB BANDWIDTH .....	10
6.2 CHANNEL SEPARATION .....	11
6.3 PEAK TRANSMITTER OUTPUT POWER .....	12
6.4 DWELL TIME .....	13
6.5 NUMBER OF HOPPING FREQUENCIES .....	14
6.6 CONDUCTED OUT OF BAND EMISSION MEASUREMENT .....	15
6.7 BAND-EDGE MEASUREMENT .....	16
6.8 SPURIOUS RADIATED EMISSIONS .....	17
6.9 AC POWER LINE CONDUCTED EMISSION .....	23
7 MEASUREMENT UNCERTAINTIES .....	25
8 TEST EQUIPMENTS .....	26
APPENDIX A – TEST DATA OF CONDUCTED EMISSION .....	27
APPENDIX B – TEST DATA OF RADIATED EMISSION .....	71

## **1. GENERAL INFORMATION**

### **1.1 Notes of the test report**

The test report may only be reproduced or published in full. Reproduction or publication of extracts from the report requires the prior written permission of The State Radio\_monitoring\_center Testing Center (SRTC). The test results relate only to individual items of the samples which have been tested. The certification and accreditation identifiers used in this report shall not be applicable to the tested or calibrated samples thereof. The manufacturer shall not mark the tested samples or items (or a separate part of the item) with the identifiers of certification and accreditation to mislead relevant parties about the tested samples or items.

### **1.2 Information about the testing laboratory**

Company:	The State Radio_monitoring_center Testing Center (SRTC)
Test Site 1:	15th Building, No.30 Shixing Street, Shijingshan District
Test Site 2:	No.80, Zhaojiachang, Beizang, Daxing District
City:	Beijing
Country or Region:	P.R.China
Contacted person:	Liu Jia
Tel:	+86 10 57996183
Fax:	+86 10 57996388
Email:	liujiarf@srtc.org.cn
Designation Number:	CN1267
Registration number:	239125

### **1.3 Applicant's details**

Company:	SHARP CORPORATION
Address:	1 Takumi-cho, Sakai-ku, Sakai City, Osaka 590-8522, Japan
City:	Osaka
Country or Region:	Japan
Contacted person:	Mr. Taihei Ohtsuka

### **1.4 Manufacturer's details**

Company:	SHARP CORPORATION
Address:	1 Takumi-cho, Sakai-ku, Sakai City, Osaka 590-8522, Japan
City:	Osaka
Country or Region:	Japan
Contacted person:	Mr. Taihei Ohtsuka



## 1.5 Test Environment

Date of Receipt of test sample at SRTC:	2024/8/12
Testing Start Date:	2024/8/13
Testing End Date:	2024/9/14

Environmental Data:	Temperature (°C)	Humidity (%)
Ambient	25	40
Maximum Extreme	55	---
Minimum Extreme	-10	---

Normal Supply Voltage (V d.c.):	4.0
Maximum Extreme Supply Voltage (V d.c.):	4.3
Minimum Extreme Supply Voltage (V d.c.):	3.7

## 2 DESCRIPTION OF THE DEVICE UNDER TEST

### 2.1 Final Equipment Build Status

Frequency Range:	2.402GHz~2.480GHz
Number of Channel:	79
Modulation Type:	GFSK, $\pi/4$ DQPSK, 8DPSK
Duplex Mode:	TDD
Channel Spacing:	1MHz
Data Rate:	1Mbps, 2 Mbps, 3 Mbps
Power Supply:	Battery/DC supply
Software Revision:	A718G
Hardware Revision:	DVT
IMEI:	Conducted: 004401231827821 Radiated: 004401231830239
Antenna type:	Refer to Note1
Antenna connector:	Refer to Note1



### Antenna requirement (FCC Part 15.203)

An intentional radiator antenna shall be designed to ensure that no antenna other than that furnished by the responsible party can be used with the device. The use of a permanently attached antenna or of an antenna that uses a unique coupling to the intentional radiator shall be considered sufficient to comply with the provisions of this section.

- The antenna(s) of the EUT are permanently attached.
- There are no provisions for connection to an external antenna.

Note1: The antenna provide to the EUT, please refer to the following table:

Brand	Model	Antenna gain	Frequency band	Antenna type	Connector Type
N/A	N/A	ANT4:-4.3dBi ANT8:-1.7dBi	2.4GHz~2.4835GHz	PIFA	N/A

The antenna gain is provided by the customer and involved in the calculation and influence of the test results. Our laboratory takes the value declared by the customer as the criterion, and the customer is responsible for the antenna gain value. Manufacturers ensure that their designs will not be modified by the user or third party's arbitrary antenna parameters and performance.

## 2.2Description of Test Modes

79 channels are provided to this EUT:

CHANNEL	FREQ. (MHz)	CHANNEL	FREQ. (MHz)	CHANNEL	FREQ. (MHz)	CHANNEL	FREQ. (MHz)	CHANNEL	FREQ. (MHz)
0	2402	16	2418	32	2434	48	2450	64	2466
1	2403	17	2419	33	2435	49	2451	65	2467
2	2404	18	2420	34	2436	50	2452	66	2468
3	2405	19	2421	35	2437	51	2453	67	2469
4	2406	20	2422	36	2438	52	2454	68	2470
5	2407	21	2423	37	2439	53	2455	69	2471
6	2408	22	2424	38	2440	54	2456	70	2472
7	2409	23	2425	39	2441	55	2457	71	2473
8	2410	24	2426	40	2442	56	2458	72	2474
9	2411	25	2427	41	2443	57	2459	73	2475
10	2412	26	2428	42	2444	58	2460	74	2476
11	2413	27	2429	43	2445	59	2461	75	2477
12	2414	28	2430	44	2446	60	2462	76	2478
13	2415	29	2431	45	2447	61	2463	77	2479
14	2416	30	2432	46	2448	62	2464	78	2480
15	2417	31	2433	47	2449	63	2465		

### 2.2.1 Test Mode Applicability and Tested Channel Detail

EUT CONFIGURE MODE	APPLICABLE TO				DESCRIPTION
	RE≥1G	RE<1G	PLC	APCM	
GFSK, π/4DQPSK, 8DPSK	√	√	√	√	-



Where

RE ≥ 1G: Radiated Emission above 1GHz

RE < 1G: Radiated Emission below 1GHz

PLC: Power Line Conducted Emission

APCM: Antenna Port Conducted Measurement

**Radiated Emission Test (Above 1GHz):**

Pre-Scan has been conducted to determine the worst-case mode from all possible combinations between available modulations, data rates and antenna ports (if EUT with antenna diversity architecture).

Following channel(s) was (were) selected for the final test as listed below.

AVAILABLE CHANNEL	TESTED CHANNEL	MODULATION TYPE	DATA RATE (Mbps)
0 to 78	39	GFSK, π/4DQPSK, 8DPSK	1Mbps, 2 Mbps, 3 Mbps

**Radiated Emission Test (Below 1GHz):**

Pre-Scan has been conducted to determine the worst-case mode from all possible combinations between available modulations, data rates and antenna ports (if EUT with antenna diversity architecture).

Following channel(s) was (were) selected for the final test as listed below.

AVAILABLE CHANNEL	TESTED CHANNEL	MODULATION TYPE	DATA RATE (Mbps)
0 to 78	39	GFSK, π/4DQPSK, 8DPSK	1Mbps, 2 Mbps, 3 Mbps

**Power Line Conducted Emission Test:**

Pre-Scan has been conducted to determine the worst-case mode from all possible combinations between available modulations, data rates and antenna ports (if EUT with antenna diversity architecture).

Following channel(s) was (were) selected for the final test as listed below.

AVAILABLE CHANNEL	TESTED CHANNEL	MODULATION TYPE	DATA RATE (Mbps)
-------------------	----------------	-----------------	------------------



0 to 78	39	GFSK, $\pi/4$ DQPSK, 8DPSK	1Mbps, 2 Mbps, 3 Mbps
---------	----	----------------------------	-----------------------

**Antenna Port Conducted Measurement:**

This item includes all test value of each mode, but only includes spectrum plot of worst value of each mode.

Pre-Scan has been conducted to determine the worst-case mode from all possible combinations between available modulations, data rates and antenna ports (if EUT with antenna diversity architecture).

Following channel(s) was (were) selected for the final test as listed below.

AVAILABLE CHANNEL	TESTED CHANNEL	MODULATION TYPE	DATA RATE (Mbps)
0 to 78	0, 39, 78	GFSK, $\pi/4$ DQPSK, 8DPSK	1Mbps, 2 Mbps, 3 Mbps

**2.3 Duty Cycle of Test Signal**

ANT4

Modulation Type	Duty Cycle	Correction Factor(dB)
GFSK(DH5)	79.00%	1.02
$\pi/4$ DQPSK(DH5)	79.00%	1.02
8DPSK(DH5)	79.40%	1.00

ANT4

Modulation Type	Duty Cycle	Correction Factor(dB)
GFSK(DH5)	78.90%	1.03
$\pi/4$ DQPSK(DH5)	79.00%	1.02
8DPSK(DH5)	78.40%	1.06

**2.4 EUT operating conditions**

The software provided by client to enable the EUT under transmission condition continuously at lowest, middle and highest channel frequencies individually.

**2.5 Support Equipment**

The following support equipment was used to exercise the DUT during testing:

Equipment:	Li-Ion
Manufacturer:	ATL
Model Number:	UBATIA321AFN2



### **3 REFERENCE SPECIFICATION**

Specification	Version	Title
FCC Part15 Subpart C	2023	Intentional radiators
ANSI C63.10	2013	Standard of Procedures for Compliance Testing of Unlicensed Wireless Devices
KDB 558074D01 v05r02	April 2, 2019	Guidance for compliance measurements on Digital transmission system, frequency hopping spread spectrum system, and hybrid system devices operating under section 15.247 of the FCC rules

### **4 KEY TO NOTES AND RESULT CODES**

Code	Meaning
PASS	Test result shows that the requirements of the relevant specification have been met.
FAIL	Test result shows that the requirements of the relevant specification have not been met.
N/T	Test case is not tested.


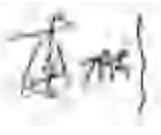
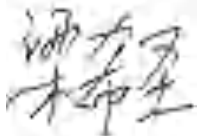


## 5 RESULT SUMMARY

No.	Test case	Reference	Verdict	Test Site
1	20dB Bandwidth	15.247(a)(1)(iii)	Pass	1
2	Channel Separation	15.247(a)(1)	Pass	1
3	Peak Transmitter Output Power	15.247(b)(1)	Pass	1
4	Dwell Time	15.247(a)(1)(iii)	Pass	1
5	Number of Hopping Frequencies	15.247(a)(1)(iii)	Pass	1
6	Conducted out of band emission measurement	15.247(d)	Pass	1
7	Antenna requirement	15.203	Pass(refer to section 2.1)	1

Note: The device is designed according to specifications of SIG, So it has a full support to Medium access protocol and fully compliant with the KDB558074 standard. The device is compliant Pseudorandom hopping, Equal hopping frequency, receiver bandwidth synchronize and have same bandwidth with transmitted signal. And the ability to have adaptive hopping when encountering other signals.




Test Site 1: 15th Building, No.30 Shixing Street, Shijingshan District

This Test Report Is Approved by: Mr. Peng Zhen 	Review by: Mr. Li Bin 
Tested and Issued by: Mr. LiangXisheng 	Approved date:  20240914

No.	Test case	Reference	Verdict	Test Site
8	Band-edge	15.247(d)	Pass	2
9	Spurious Radiated Emissions	15.205/15.209	Pass	2
10	AC Power line Conducted Emission	15.207	Pass	2

Note: The device is designed according to specifications of SIG, So it has a full support to Medium access protocol and fully compliant with the KDB558074 standard. The device is compliant Pseudorandom hopping, Equal hopping frequency, receiver bandwidth synchronize and have same bandwidth with transmitted signal. And the ability to have adaptive hopping when encountering other signals.

Test Site 2: No.80, Zhaojiachang, Beizang, Daxing District

This Test Report Is Approved by: Mr. Liu Wei 	Review by: Mr. Guo Yu 
Tested and Issued by: Mr. Dong Qifeng 	Approved date:  20240914

## **6 TEST RESULT**

### **6.1 20dB Bandwidth**

#### **6.1.1 Test limit**

FCC Part15.247 (a.1.iii)

The bandwidth at 20dB down from the highest in-band spectral density is measured with a spectrum analyzer connected to the receive antenna while the EUT is operating in transmission mode at the appropriate frequencies.

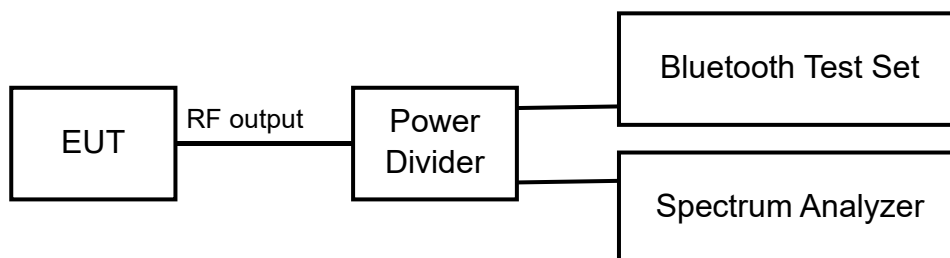
#### **6.1.2 Test Procedure Used**

ANSI C63.10-2013 – Section 6.9.2

#### **6.1.3 Test settings**

- 1.The signal analyzers' automatic bandwidth measurement capability of the spectrum analyzer was used to perform the 20dB bandwidth measurement. The "X" dB bandwidth parameter was set to  $X = 20$ . The bandwidth measurement was not influenced by any intermediate power nulls in the fundamental emission.
- 2.RBW = 1 – 5% OBW
- 3.VBW  $\geq 3 \times$  RBW
- 4.Reference level set to keep signal from exceeding maximum input mixer level for linear operation.
- 5.Detector = Peak
- 6.Trace mode = max hold
- 7.Sweep = auto couple
- 8.The trace was allowed to stabilize

#### **6.1.4 Test Setup**



#### **6.1.5 Test result**

The test results are shown in Appendix A.

## 6.2 Channel Separation

### 6.2.1 Test limit

FCC Part15.247 (a)(1)

Measurement is made with EUT operating in hopping mode. The minimum permissible channel separation for this system is 2/3 the value of the 20dB BW.

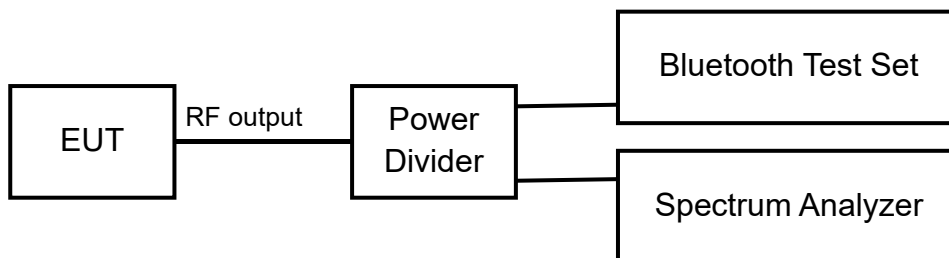
### 6.2.2 Test Procedure Used

ANSI C63.10-2013 – Section 7.8.2

### 6.2.3 Test Settings

1. Span = Wide enough to capture peaks of two adjacent channels
2. RBW = 30% of channel spacing. Adjust as necessary to best identify center of each individual channel
3. VBW  $\geq$  RBW
4. Sweep = Auto
5. Detector = Peak
6. Trace mode = max hold
7. The trace was allowed to stabilize.
8. Marker-delta function used to determine separation between peaks of the adjacent channels

### 6.2.4 Test Setup



### 6.2.5 Test result

The test results are shown in Appendix A.

### 6.3 Peak Transmitter Output Power

#### 6.3.1 Test limit

FCC Part15.247(b)(1)

For frequency hopping systems operating in the 2400-2483.5 MHz band employing at least 75 non-overlapping hopping channels, and all frequency hopping systems in the 5725-5850 MHz band:1watt.

Used conversion factor: Limit (dBm) = 10 log (Limit (W)/1mW) →

Modulation type	GFSK	$\pi/4$ DQPSK	8DPSK
Maximum Output Power	30.0dBm	30.0dBm	30.0dBm

For all other frequency hopping systems in the 2400-2483.5 MHz band:0.125 watts.

Used conversion factor: Limit (dBm) = 10 log (Limit (W)/1mW) →

Modulation type	GFSK	$\pi/4$ DQPSK	8DPSK
Maximum Output Power	21.0dBm	21.0dBm	21.0dBm

#### 6.3.2 Test Procedure Used

ANSI C63.10-2013 – Section 7.8.5

ANSI C63.10-2013 – Section 11.9.2.3.2 method AVGPM-G

#### 6.3.3 Test Settings

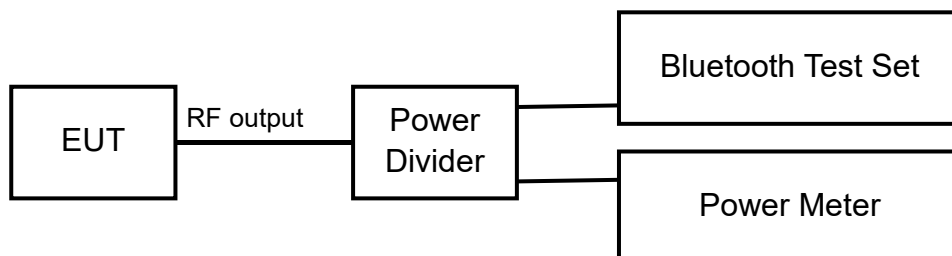
Peak Power Measurement

The maximum peak conducted output power may be measured using a broadband peak RF power meter. The power meter shall have a video bandwidth that is greater than the occupied bandwidth.

Method AVGPM-G (Average Power Measurement)

Average power measurements were performed only when the EUT was transmitting at its maximum power control level using a broadband power meter with a pulse sensor. The power meter implemented triggering and gating capabilities which were set up such that power measurements were recorded only during the ON time of the transmitter. The trace was averaged over 100 traces to obtain the final measured average power.

#### 6.3.4 Test Setup



#### 6.3.5 Test result

The test results are shown in Appendix A.

## 6.4 Dwell Time

### 6.4.1 Test Description

The Equipment under Test (EUT) was set up in a shielded room to perform the dwell time measurements.

The EUT was connected to the spectrum analyzer and Bluetooth test set via a power splitter with a known loss.

The time slot length is measured of three different packet types which are available in the Bluetooth technology. Those are DH1, DH3 and DH5 packets. The dwell time is calculated by:

Dwell time = time slot length \* hop rate \* 31.6/ number of hopping channels with:

- hop rate=1600/2 \* 1/s for DH1 packets =800
- hop rate=1600/4 \* 1/s for DH3 packets =400
- hop rate=1600/6 \* 1/s for DH5 packets =266.67
- Number of hopping channels=79
- 31.6 s=0.4 seconds multiplied by the number of hopping channels=0.4s \* 79

### 6.4.2 Test limit

FCC Part15.247(a)(1)(iii)

Frequency hopping systems in the 2400-2483.5 MHz band shall use at least 15 channels.

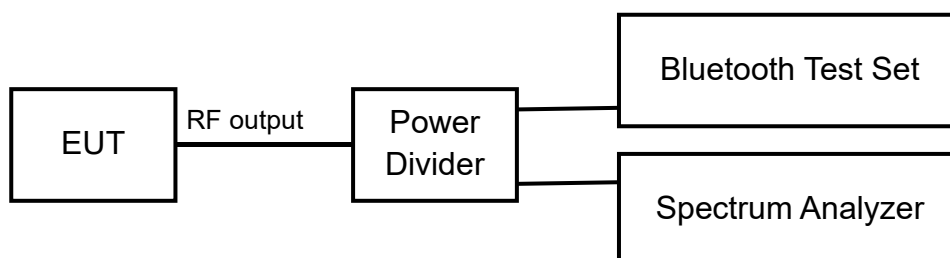
The average time of occupancy on any channel shall not be greater than 0.4 seconds within a period of 0.4 seconds multiplied by the number of hopping channels employed.

### 6.4.3 Test Settings

ANSI C63.10-2013 Section 7.8.4

1. Span = zero span, centered on a hopping channel
2. RBW  $\leq$  channel spacing and  $\gg 1/T$ , where T is expected dwell time per channel
3. Sweep = as necessary to capture entire dwell time. Second plot may be required to demonstrate two successive hops on a channel
4. Trigger is set with appropriate trigger delay to place pulse near the center of the plot
5. Detector = peak
6. Trace mode = max hold
7. Marker-delta function used to determine transmit time per hop

### 6.4.4 Test Setup



### 6.4.5 Test result

The test results are shown in Appendix A.

## 6.5 Number of Hopping Frequencies

### 6.5.1 Test Description

The Equipment under Test (EUT) was set up in a shielded room to perform the number of hopping frequencies measurement. The EUT was connected to the spectrum analyzer and Bluetooth test set via a power splitter with a known loss.

### 6.5.2 Test limit

FCC Part15.247 (a) (1) (iii)

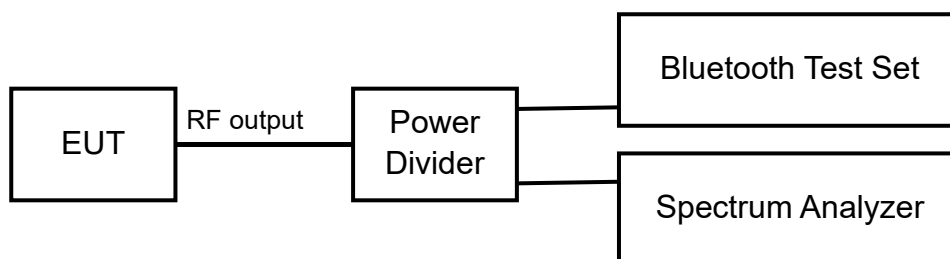
Frequency hopping systems in the 2400-2483.5 MHz band shall use at least 15 channels.

### 6.5.3 Test Settings

ANSI C63.10-2013 Section 7.8.3

1. Span = frequency of band of operation (divided into two plots)
2. RBW < 30% of channel spacing or 20dB bandwidth, whichever is smaller.
3. VBW  $\geq$  RBW
4. Sweep = auto
5. Detector = peak
6. Trace mode = max hold
7. Trace was allowed to stabilize

### 6.5.4 Test Setup



### 6.5.5 Test result

The test results are shown in Appendix A.

## 6.6 Conducted out of band emission measurement

### 6.6.1 Test limit

FCC Part15.247 (d)

In any 100 kHz bandwidth outside the frequency band in which the spread spectrum intentional radiator is operating, the radio frequency power that is produced by the intentional radiator shall be at least 20 dB below that in the 100 kHz bandwidth within the band that contains the highest level of the desired power.

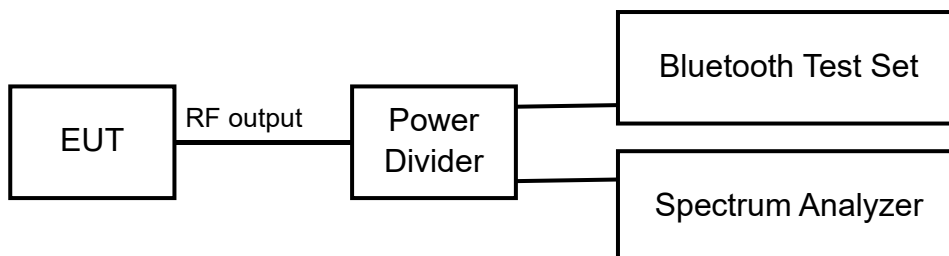
### 6.6.2 Test Procedure Used

ANSI C63.10-2013 – Section 7.8.8

### 6.6.3 Test Settings

1. Start frequency was set to 30MHz and stop frequency was set to 26GHz
2. RBW = 1MHz\* (See note below)
3. VBW = 3MHz
4. Detector = Peak
5. Trace mode = max hold
6. Sweep time = auto couple
7. The trace was allowed to stabilize

### 6.6.4 Test Setup



### 6.6.5 Test result

The test results are shown in Appendix A .

The spectrum plots are attached on the following images. D1 line indicates the highest level, D2 line indicates the 20dB offset below D1. It shows compliance with the requirement.



## 6.7 Band-edge measurement

### 6.7.1 Test limit

FCC Part15.247 (d)

In any 100 kHz bandwidth outside the frequency band in which the spread spectrum intentional radiator is operating, the radio frequency power that is produced by the intentional radiator shall be at least 20 dB below that in the 100 kHz bandwidth within the band that contains the highest level of the desired power.

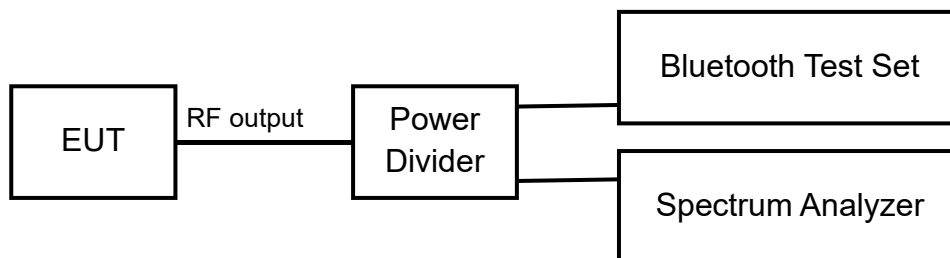
### 6.7.2 Test Procedure Used

ANSI C63.10-2013 – Section 6.10.4

### 6.7.3 Test Settings

1. Start and stop frequency were set such that the band edge would be placed in the center of the plot
2. Span was set large enough so as to capture all out of band emissions near the band edge
3. RBW = 100kHz
4. VBW = 300kHz
5. Detector = Peak
6. Number of sweep points  $\geq 2 \times \text{Span}/\text{RBW}$
7. Trace mode = max hold
8. Sweep time = auto couple
9. The trace was allowed to stabilize

### 6.7.4 Test Setup



### 6.7.6 Test result

The test results are shown in Appendix A.

The spectrum plots are attached on the following images. D1 line indicates the highest level, D2 line indicates the 20dB offset below D1. It shows compliance with the requirement.

## 6.8 Spurious Radiated Emissions

### 6.8.1 Test Description

All out of band radiated spurious emissions are measured with a spectrum analyzer connected to a receive antenna while the EUT is operating at maximum power and at the appropriate frequencies. Only the radiated emissions of the configuration that produced the worst case emissions are reported in this section.

### 6.8.2 Test limit

Part15.205, 15.209, 15.247(d)

All out of band emissions appearing in a restricted band as specified in Section 15.205 of the Title 47 CFR must not exceed the limits shown in below Table per Section 15.209. The spectrum shall be investigated from the lowest radio frequency signal generated in the device.

Frequency [MHz]	Field strength [ $\mu\text{V/m}$ ]	Measured Distance [meters]
0.009~0.490	2400/F(kHz)	300
0.490~1.705	24000/F(kHz)	30
1.705~30.0	30	30
30~88	100	3
88~216	150	3
216~960	200	3
Above 960	500	3

#### Radiated Limits

Part15.35(b):

There is also a limit on the radio frequency emissions, as measured using instrumentation with a peak detector function, corresponding to 20 dB above the maximum permitted average limit

**Used conversion factor: Limit (dB $\mu\text{V/m}$ ) = 20 log (Limit ( $\mu\text{V/m}$ )/1 $\mu\text{V/m}$ )**

Frequency [MHz]	Detector	Unit (dB $\mu\text{V/m}$ )
30~88	Quasi-peak	40.0
88~216	Quasi-peak	43.5
216~960	Quasi-peak	46.0
960~1000	Quasi-peak	54.0
1000~5th harmonic of the highest frequency or 40GHz, whichever is lower	Average	54.0
	Peak	74.0

#### Conversion Radiated limits

### 6.8.3 Test Procedure Used

KDB 558074 D01 v05r02 – Section 12.2.7

#### For Radiated emission below 30MHz

- a. The EUT was placed on the top of a rotating table 0.8 meters above the ground at chamber room. The table was rotated 360 degrees to determine the position of the highest radiation.
- b. The EUT was set 3 meters away from the interference-receiving antenna, which was mounted on the top of a variable-height antenna tower.
- c. Both X and Y axes of the antenna are set to make the measurement.
- d. For each suspected emission, the EUT was arranged to its worst case and the rotatable table was turned from 0 degrees to 360 degrees to find the maximum reading.
- e. The test-receiver system was set to Quasi-Peak Detect Function and recorded the reading with Maximum Hold Mode.

**NOTE:**

The resolution bandwidth and video bandwidth of test receiver/spectrum analyzer complied the following setting:

Frequency	RBW
9-150kHz	200-300Hz
0.15-30MHz	9-10kHz

2. Signals below 30MHz are not recorded in the report because they are lower than the limits by more than 20dB.

#### For Radiated emission above 30MHz

- a. The EUT was placed on the top of a rotating table 0.8 meters (for 30MHz ~ 1GHz) / 1.5 meters (for above 1GHz) above the ground in chamber room for test. The table was rotated 360 degrees to determine the position of the highest radiation.
- b. The EUT was set 3 meters away from the interference-receiving antenna, which was mounted on the top of a variable-height antenna tower.
- c. The height of antenna is varied from one meter to four meters above the ground to determine the maximum value of the field strength. Both horizontal and vertical polarizations of the antenna are set to make the measurement.
- d. For each suspected emission, the EUT was arranged to its worst case and then the antenna was tuned to heights from 1 meter to 4 meters and the rotatable table was turned from 0 degrees to 360 degrees to find the maximum reading.
- e. The test-receiver system was set to quasi-peak detect function and recorded the reading with Maximum Hold Mode when the test frequency is below 1 GHz.
- f. The test-receiver system was set to peak and average detector and recorded the reading with Maximum Hold Mode when the test frequency is above 1 GHz. If the peak reading value also meets average limit, measurement with the average detector is unnecessary.

**For the radiated emission test above 1GHz:**

Place the measurement antenna away from each area of the EUT determined to be a source of emissions at the specified measurement distance, while keeping the measurement antenna aimed at the source of emissions at each frequency of significant emissions, with polarization oriented for maximum response. The measurement antenna may have to be higher or lower than the EUT, depending on the radiation pattern of the emission and staying aimed at the emission source for receiving the maximum signal. The final measurement antenna elevation shall be that which maximizes the emissions. The measurement antenna elevation for maximum emissions shall be restricted to a range of heights of from 1 m to 4 m above the ground or reference ground plane.

**NOTE:**

1. The resolution bandwidth and video bandwidth of test receiver/spectrum analyzer is 120 kHz for Quasi-peak detection (QP) at frequency below 1GHz.
2. The resolution bandwidth of test receiver/spectrum analyzer is 1 MHz and the video bandwidth is 3 MHz for Peak detection (PK) at frequency above 1GHz.
3. The resolution bandwidth of test receiver/spectrum analyzer is 1 MHz and the video bandwidth is 3 MHz for Average detection (AV) at frequency above 1GHz. If duty cycle of test signal is < 98%, the duty factor need added to measured value.
4. All modes of operation were investigated and the worst-case emissions are reported.

**6.8.4 Test Settings**

**Average Field Strength Measurements per Section 12.2.7 of KDB 558074 (Part 15.35)**

Frequency	Detector
< 1000MHz	Quasi-peak
>1000MHz	Peak and average

**Peak Field Strength Measurements per Section 12.2.7 of KDB 558074 (Part 15.35)**

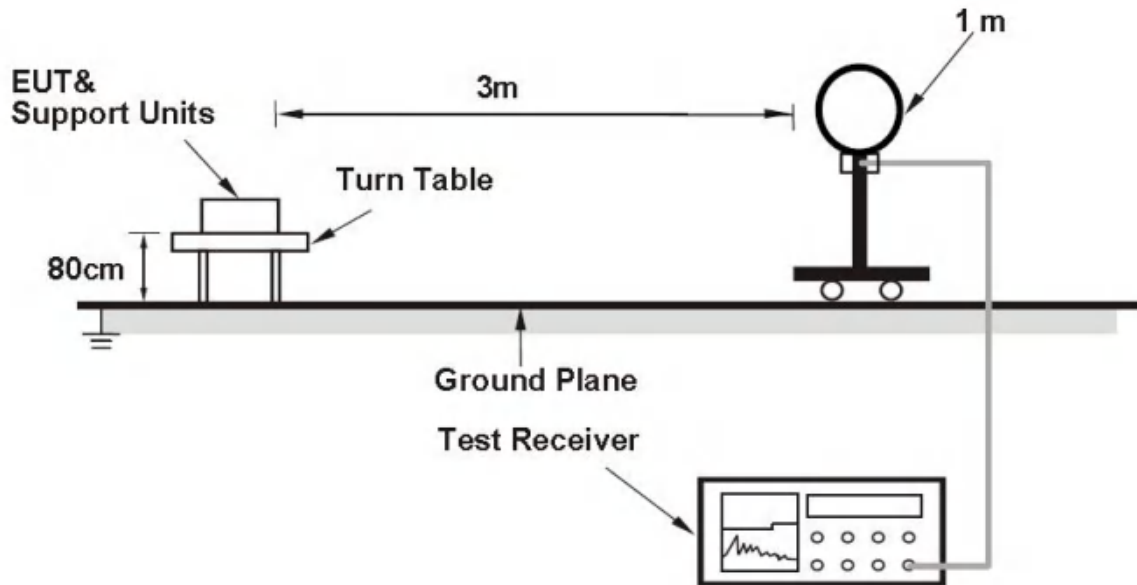
1. Analyzer center frequency was set to the frequency of the radiated spurious emission of interest
2. RBW is set depending on measurement frequency, as specified in following table

Frequency	RBW
9-150kHz	200-300Hz
0.15-30MHz	9-10kHz
30-1000MHz	100-120kHz
>1000MHz	1MHz

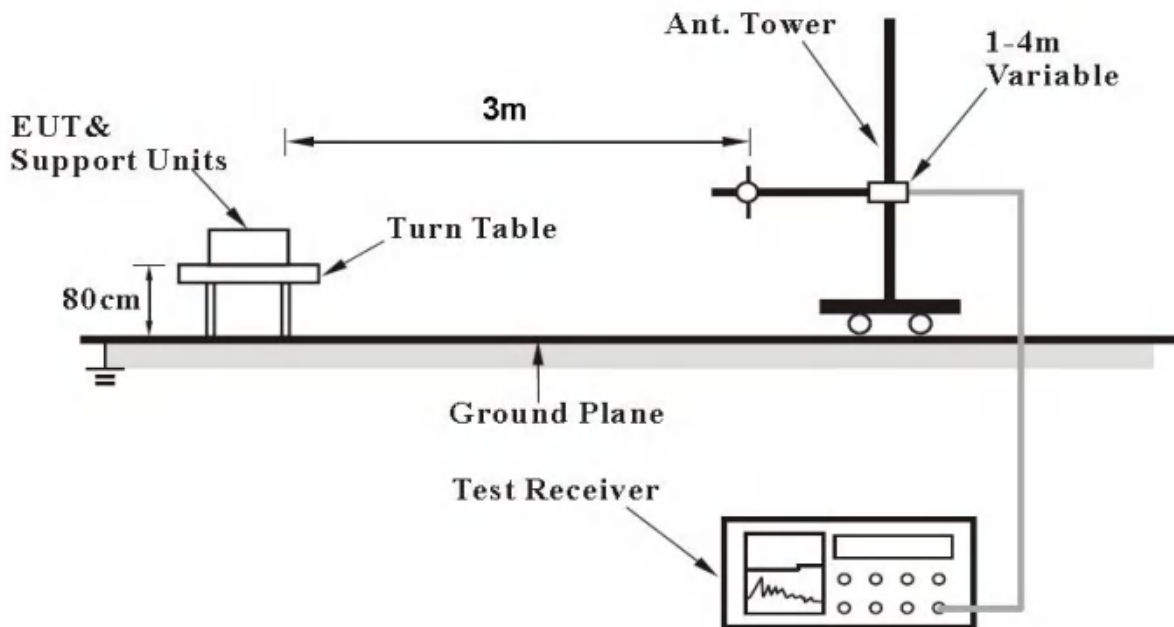
3. VBW = 3MHz
4. Detector = peak
5. Sweep time = auto couple
6. Trace mode = max hold
7. Trace was allowed to stabilize

### 6.8.5 Test Setup

#### For Radiated emission below 30MHz

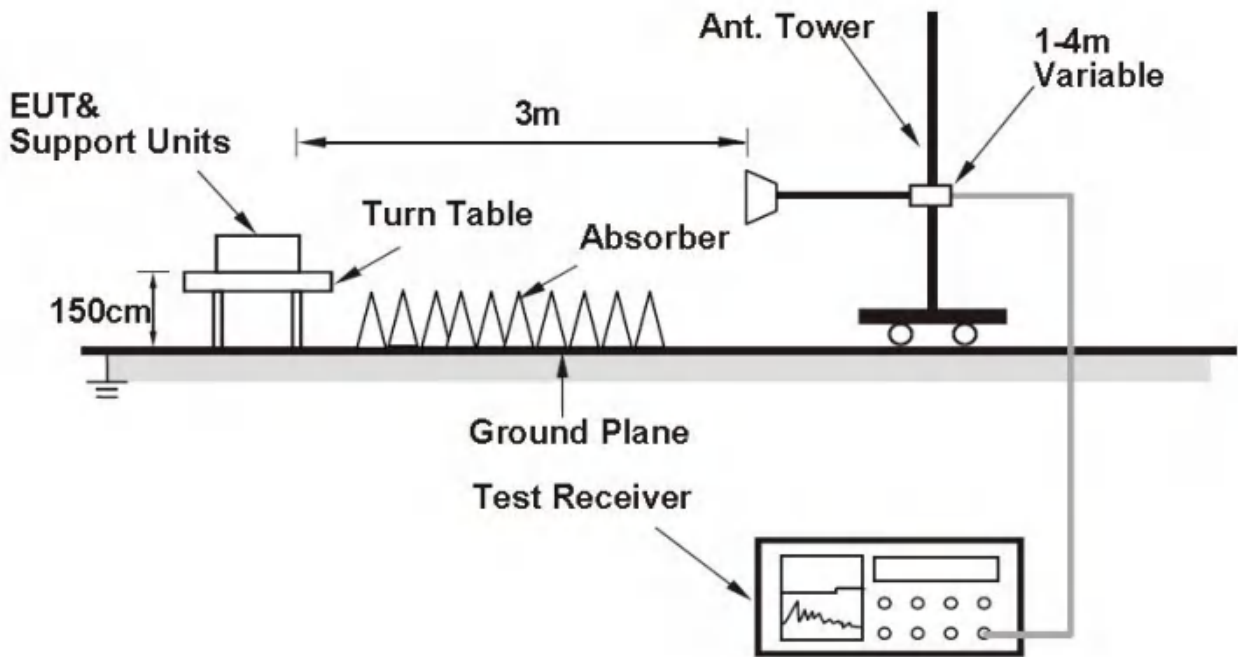


#### For Radiated emission 30MHz to 1GHz





### For Radiated emission above 1GHz



### 6.8.6 Test result

The test results are shown in Appendix B.

## 6.9 AC Power line Conducted Emission

### 6.9.1 Test limit

FCC Part15.207

Frequency of Emission (MHz)	Conducted Limit (dBuV)	
	Quasi-peak	Average
0.15-0.5	66 to 56 *	56 to 46 *
0.5-5	56	46
5-30	60	50

\* Decreases with the logarithm of the frequency.

The measurement is made according to ANSI C63.10-2013

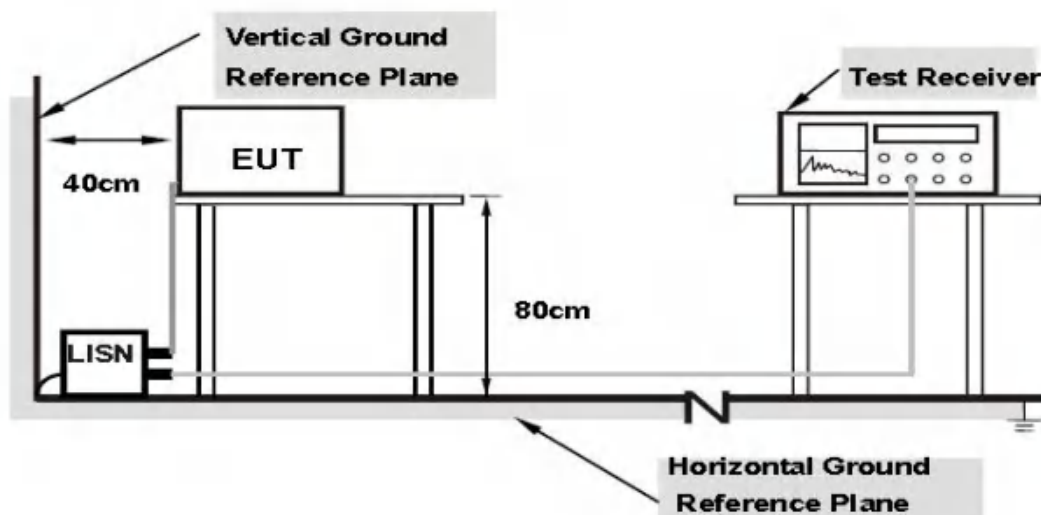
### 6.9.2 Test Procedures

- The EUT was placed 0.4 meters from the conducting wall of the shielded room with EUT being connected to the power mains through a line impedance stabilization network (LISN). Other support units were connected to the power mains through another LISN. The two LISNs provide 50 ohm/ 50uH of coupling impedance for the measuring instrument.
- Both lines of the power mains connected to the EUT were checked for maximum conducted interference.
- The frequency range from 150 kHz to 30MHz was searched. Emission levels under (Limit - 20dB) were not recorded.

NOTE: The resolution bandwidth and video bandwidth of test receiver is 9kHz for quasi-peak detection (QP) and average detection (AV) at frequency 0.15MHz-30MHz.

The EUT shall test under the power AC120V/60Hz.

### 6.9.3 Test Setup



For the actual test configuration, please refer to the attached file (Test Setup Photo).

### 6.9.4 Test result





The test results are shown in Appendix B.

## 7 MEASUREMENT UNCERTAINTIES

Items	Uncertainty	
6dB Bandwidth	3kHz	
Peak power output	0.67dB	
Band edge compliance	1.20dB	
Conducted Out of band emission measurement	30MHz~1GHz	2.83dB
	1GHz~12.75GHz	2.50dB
	12.75GHz~25GHz	2.75dB
Spurious Radiated Emissions	30MHz~200MHz	4.88dB
	200MHz~1GHz	4.87dB
	1GHz~18GHz	4.58dB
	18GHz~40GHz	4.35dB
AC Power line Conducted Emission	3.92dB	

Note 1: According to the test specification limit (The test results fully compliance with the test standard limit requirements)

Note 2: According to test specification limits plus uncertainties (The test results exceed the standard limit requirements and meet the standard requirements after adding the system uncertainty)

Note 3: Test operation mode is Note 1



## 8 TEST EQUIPMENTS

No.	Name/ Model	Manufacturer	S/N	Cal date	Cal Due date
1.	Spectrum Analyzer / FSV	ROHDE & SCHWARZ	101065	2024.06.21	2025.06.20
2.	Signal Analyzer / N9020A	Agilent	MY48010771	2024.03.06	2025.03.05
3.	Bluetooth Test Set / MT8852B	Anritsu	1329003	2024.06.21	2025.06.20
4.	Power Divider / 11667A	HP	19632	2024.06.21	2025.06.20
5.	Signal Generator / SMBV100A	R&S	260910	2024.06.21	2025.06.20
6.	Power Meter E4416A	Agilent	MY52370013	2024.03.06	2025.03.05
7.	Power Sensor E9323A	Agilent	MY52150008	2024.03.06	2025.03.05
8.	Temperature chamber / SH241	ESPEC	92013758	2024.06.21	2025.06.20
9.	Fully-Anechoic Chamber / 12.65m×8.03m×7.50m	FRANKONIA	----	----	----
10.	Semi-Anechoic/Chamber / 23.18m×16.88m×9.60m	FRANKONIA	---	----	----
11.	Turn table Diameter:1m	FRANKONIA	----	----	----
12.	Turn table Diameter:5m	FRANKONIA	----	----	----
13.	Antenna master FAC(MA4.0)	MATURO	----	----	----
14.	Antenna master SAC(MA4.0)	MATURO	----	----	----
15.	Shielding room / 9.080m×5.255m×3.525m	FRANKONIA	----	----	----
16.	Double-Ridged Waveguide Horn Antenna / HF 907	R&S	100512	2024.06.21	2025.06.20
17.	Double-Ridged Waveguide Horn Antenna / HF 907	R&S	100513	2024.06.21	2025.06.20
18.	Ultra log antenna / HL562	R&S	100016	2024.06.21	2025.06.20
19.	Receive antenna /3160-09	SCHWARZ-BECK	002058-002	2024.06.21	2025.06.20
20.	EMI test receiver / ESI 40	R&S	100015	2024.06.21	2025.06.20
21.	EMI test receiver / ESCS30	R&S	100029	2024.06.21	2025.06.20
22.	Receive antenna / HL562	R&S	100167	2024.06.21	2025.06.20
23.	AMN / ENV216	R&S	3560.6550.12	2024.06.21	2025.06.20
24.	WLAN AP WIA3300-20	SKSpruce	8152017060700339	---	---
25.	Notebook E470c	Lenovo	PF10UZW7	---	---
26.	Loop Antenna	R&S	100340	2024.08.21	2025.08.20
27.	FCC auto test system / RT9200BW-2	Radiosky	V2.05	/	/
28.	EMI test software / EMC32	R&S	V10.20.01	/	/

## APPENDIX A – TEST DATA OF CONDUCTED EMISSION

BT (ANT4 Antenna gain:-4.3dBi)

### 1 Duty Cycle and Antenna Gain

Test Mode	Frequency (MHz)	Plot	Duty Cycle	Correction Factor(dB)	Antenna Gain(dBi)
GFSK(DH5)	2402	Fig.1	79.00%	1.02	-4.30

Note: Correction Factor= $10 \cdot \log(1/\text{Duty Cycle})$

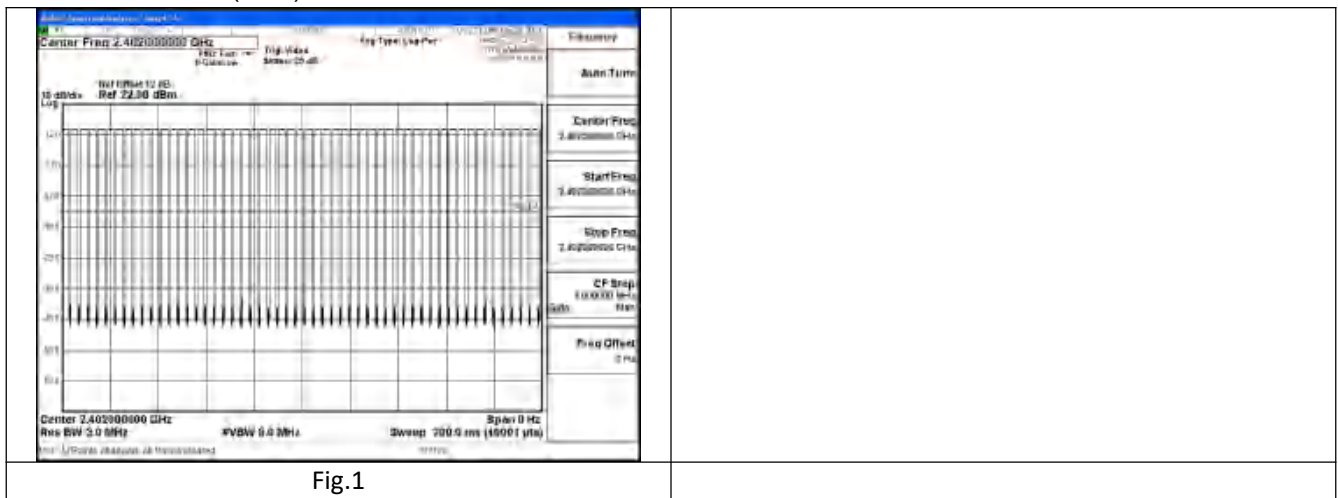
Test Mode	Frequency (MHz)	Plot	Duty Cycle	Correction Factor(dB)	Antenna Gain(dBi)
$\pi/4$ DQPSK(2D H5)	2402	Fig.2	79.00%	1.02	-4.30

Note: Correction Factor= $10 \cdot \log(1/\text{Duty Cycle})$

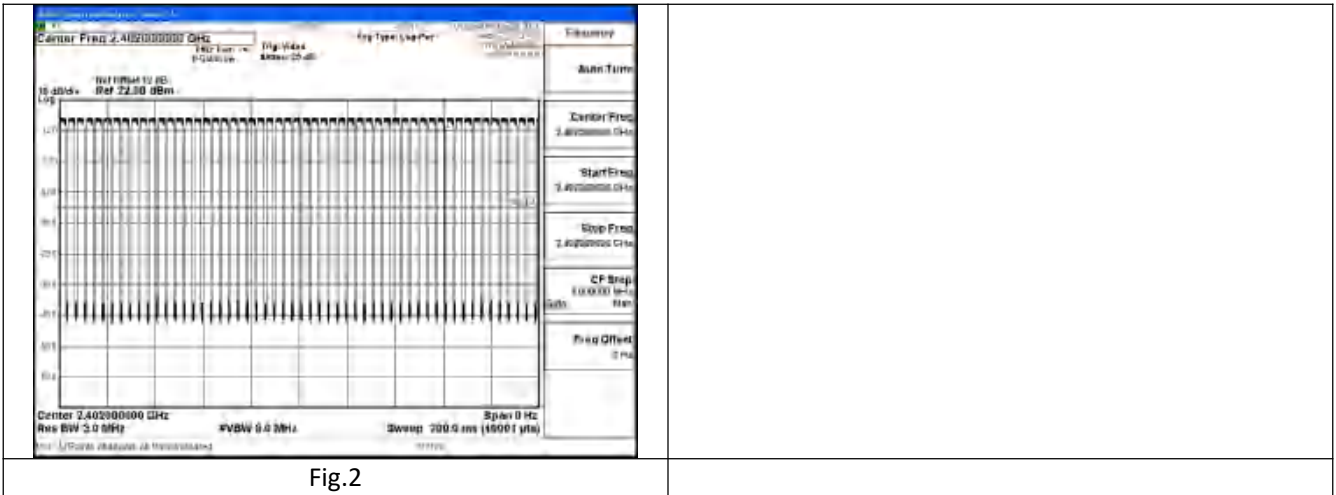
Test Mode	Frequency (MHz)	Plot	Duty Cycle	Correction Factor(dB)	Antenna Gain(dBi)
8DPSK(3DH5)	2402	Fig.3	79.40%	1.00	-4.30

Note: Correction Factor= $10 \cdot \log(1/\text{Duty Cycle})$

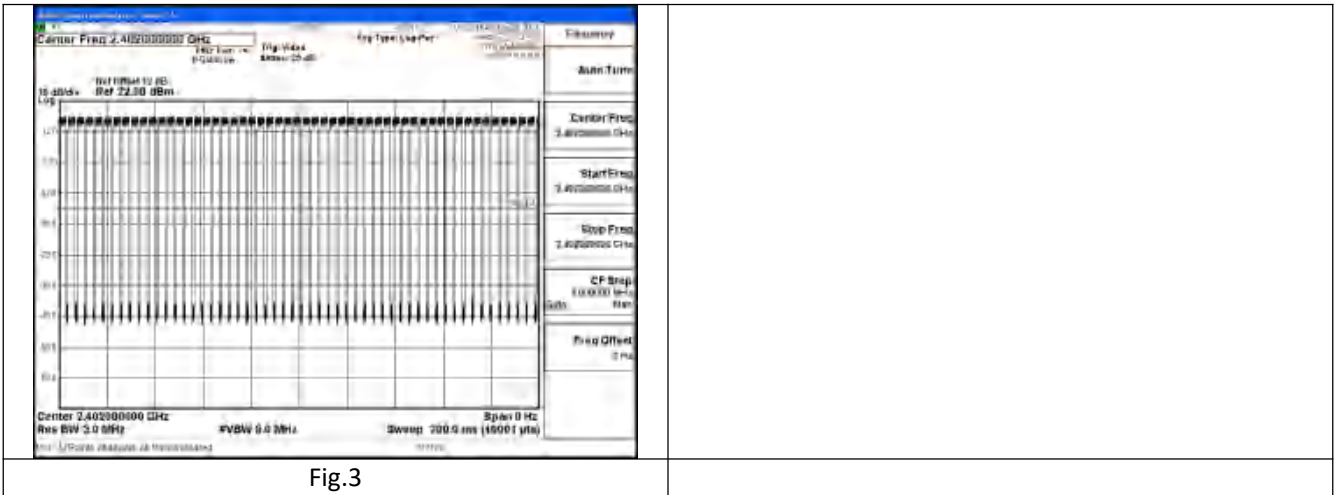
Test Mode: GFSK(DH5)



Test Mode:  $\pi$ /4DQPSK(2DH5)



Test Mode: 8DPSK(3DH5)





**2 EIRP**

**Conducted Power**

Modulation type	Conducted Peak Power(dBm)		
	2402MHz	2441MHz	2480MHz
GFSK(DH5)	13.96	13.65	13.79
$\pi/4$ DQPSK(2DH5)	16.73	15.76	15.94
8DPSK(3DH5)	16.84	16.33	16.67

Modulation type	Conducted Average Power(dBm)		
	2402MHz	2441MHz	2480MHz
GFSK(DH5)	13.96	13.73	12.28
$\pi/4$ DQPSK(2DH5)	12.77	12.47	13.10
8DPSK(3DH5)	13.10	12.98	12.44

**EIRP**

Modulation type	Peak EIRP (dBm)		
	2402MHz	2441MHz	2480MHz
GFSK(DH5)	9.66	9.35	9.49
$\pi/4$ DQPSK(2DH5)	12.43	11.46	11.64
8DPSK(3DH5)	12.54	12.03	12.37

Modulation type	Average EIRP (dBm)		
	2402MHz	2441MHz	2480MHz
GFSK(DH5)	9.66	9.43	7.98
$\pi/4$ DQPSK(2DH5)	8.47	8.17	8.80
8DPSK(3DH5)	8.80	8.68	8.14

EIRP (dBm)=Conducted Power(dBm)+Antenna Gain(dBi)



### 3 Occupied Bandwidth

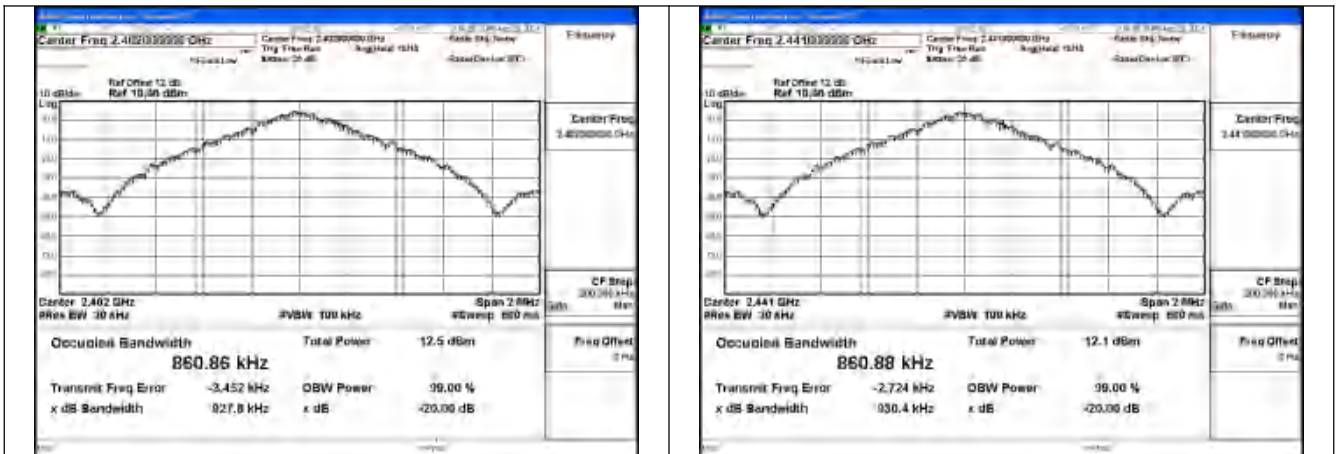
#### 20dB Bandwidth

Test Mode	Carrier frequency (MHz)	20dB Bandwidth(KHz)
GFSK(DH5)	2402	927.8
GFSK(DH5)	2441	930.4
GFSK(DH5)	2480	928.7

Test Mode	Carrier frequency (MHz)	20dB Bandwidth(KHz)
$\pi/4$ DQPSK(2DH5)	2402	1340.1
$\pi/4$ DQPSK(2DH5)	2441	1345.5
$\pi/4$ DQPSK(2DH5)	2480	1343.1

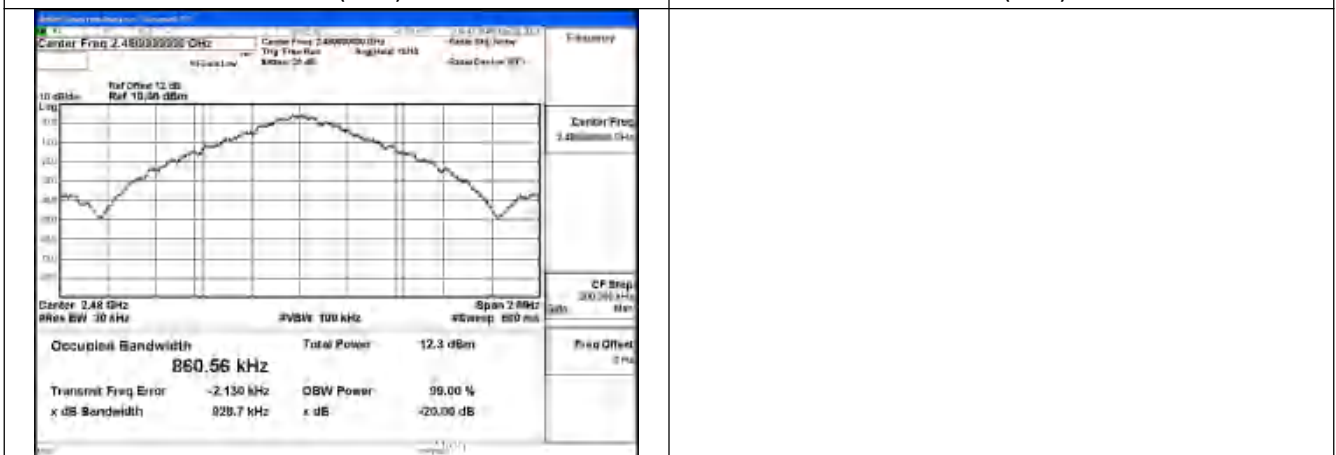
Test Mode	Carrier frequency (MHz)	20dB Bandwidth(KHz)
8DPSK(3DH5)	2402	1345.9
8DPSK(3DH5)	2441	1342.3
8DPSK(3DH5)	2480	1336.7

#### Test Mode: GFSK(DH5)



Test Mode:GFSK(DH5) 2402MHz

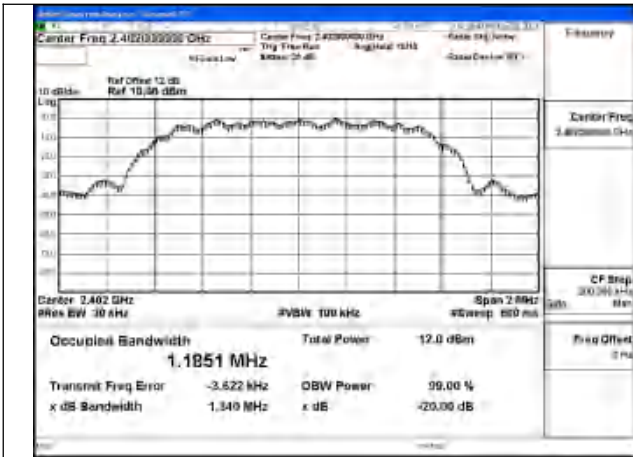
Test Mode:GFSK(DH5) 2441MHz



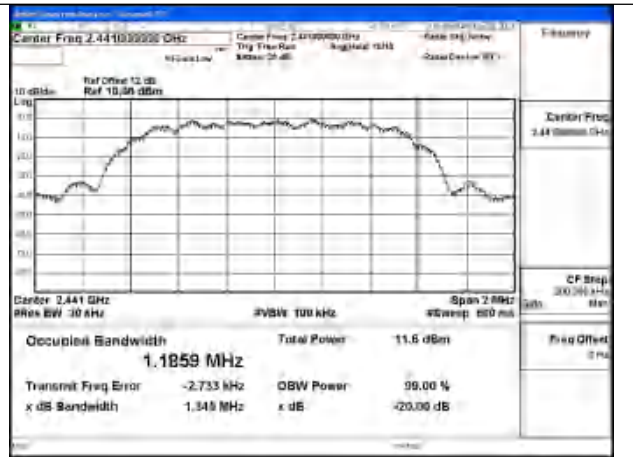
Test Mode:GFSK(DH5) 2480MHz



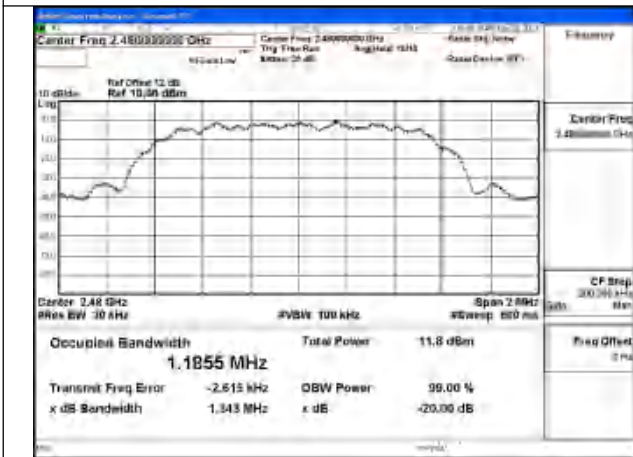
Test Mode:  $\pi/4$ DQPSK(2DH5)



Test Mode: $\pi/4$ DQPSK(2DH5) 2402MHz



Test Mode: $\pi/4$ DQPSK(2DH5) 2441MHz

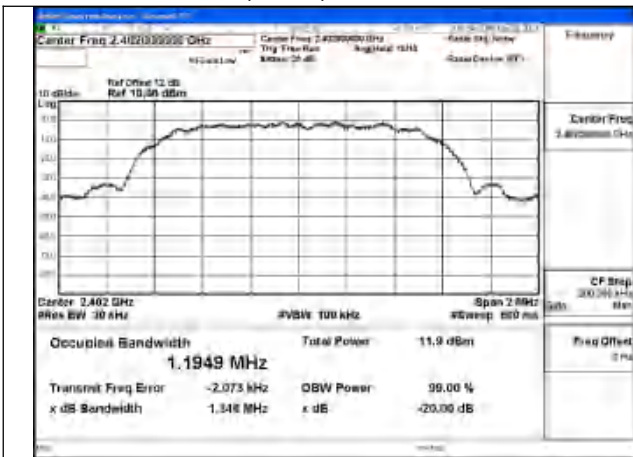


Test Mode: $\pi/4$ DQPSK(2DH5) 2480MHz

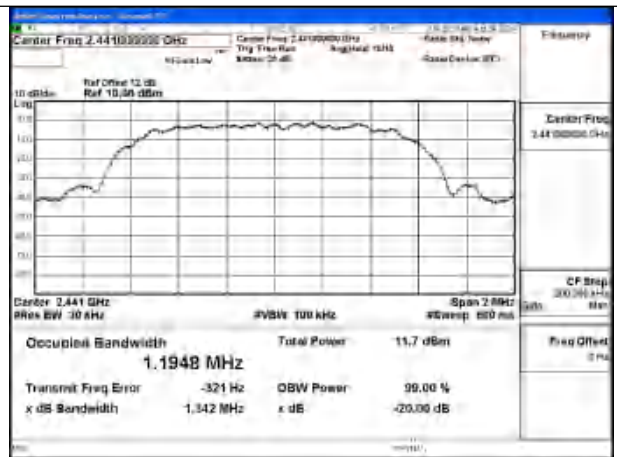




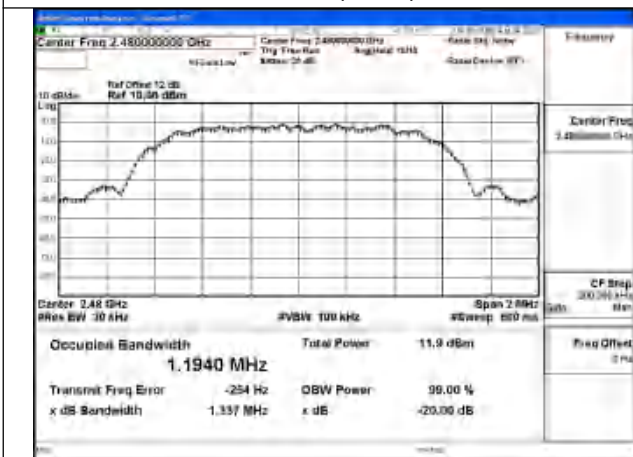
Test Mode: 8DPSK(3DH5)



Test Mode:8DPSK(3DH5) 2402MHz



Test Mode:8DPSK(3DH5) 2441MHz



Test Mode:8DPSK(3DH5) 2480MHz



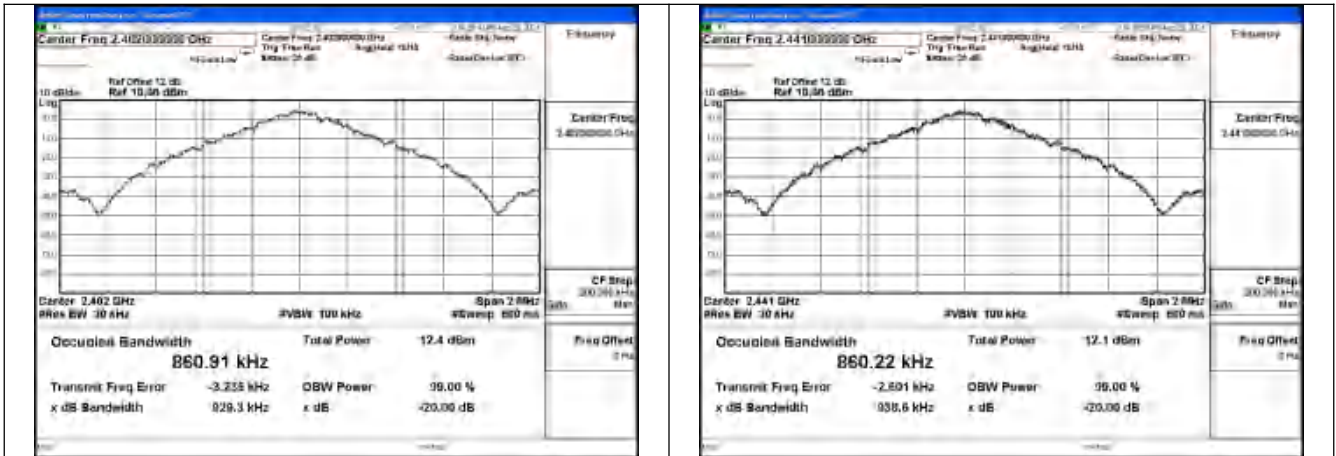
**99% Bandwidth**

Test Mode	Carrier frequency (MHz)	99% Bandwidth(kHz)
GFSK(DH5)	2402	860.9
GFSK(DH5)	2441	860.2
GFSK(DH5)	2480	860.5

Test Mode	Carrier frequency (MHz)	99% Bandwidth(kHz)
$\pi/4$ DQPSK(2DH5)	2402	1184.9
$\pi/4$ DQPSK(2DH5)	2441	1185.9
$\pi/4$ DQPSK(2DH5)	2480	1185.5

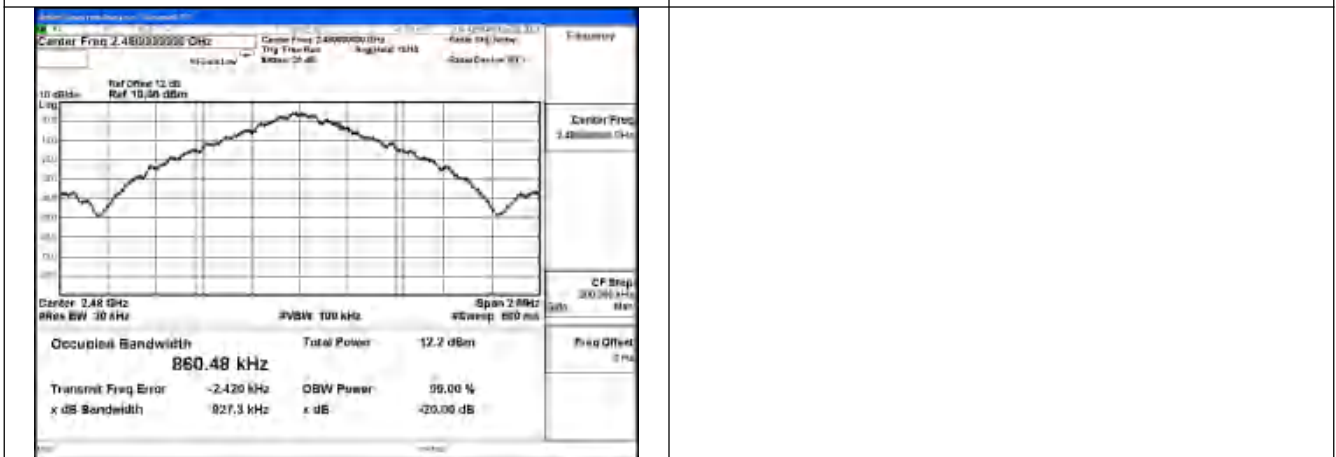
Test Mode	Carrier frequency (MHz)	99% Bandwidth(kHz)
8DPSK(3DH5)	2402	1195.3
8DPSK(3DH5)	2441	1194.1
8DPSK(3DH5)	2480	1193.5

Test Mode: GFSK(DH5)



Test Mode:GFSK(DH5) 2402MHz

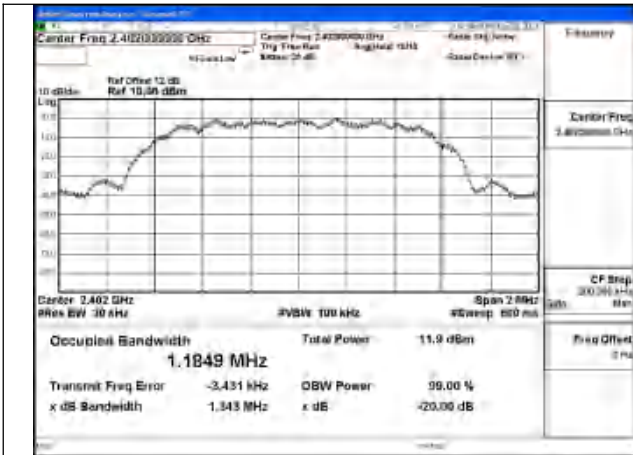
Test Mode:GFSK(DH5) 2441MHz



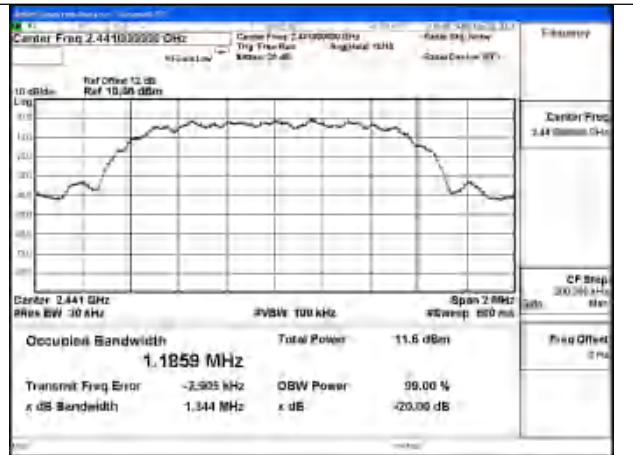
Test Mode:GFSK(DH5) 2480MHz



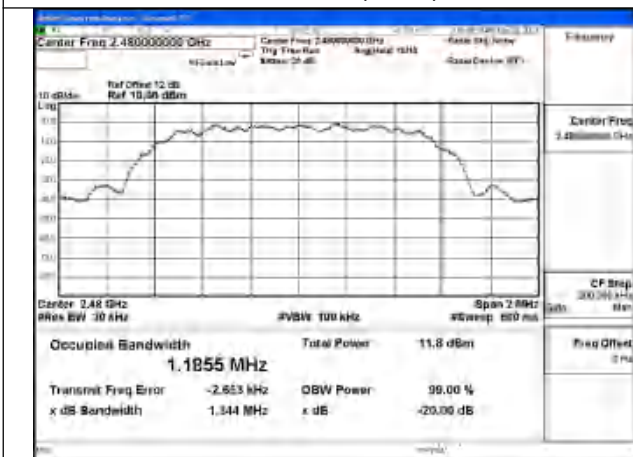
Test Mode:  $\pi/4$ DQPSK(2DH5)



Test Mode: $\pi/4$ DQPSK(2DH5) 2402MHz



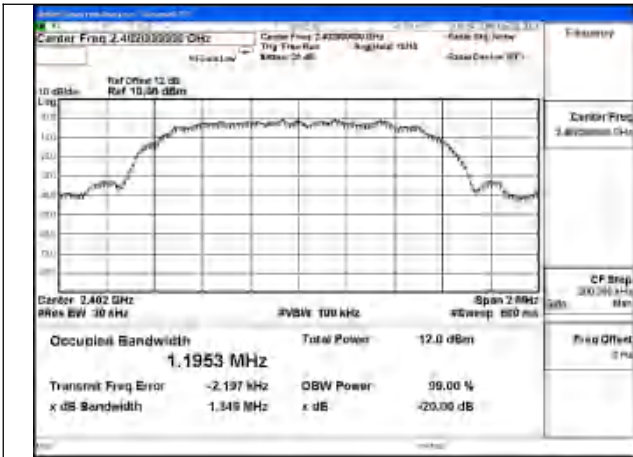
Test Mode: $\pi/4$ DQPSK(2DH5) 2441MHz



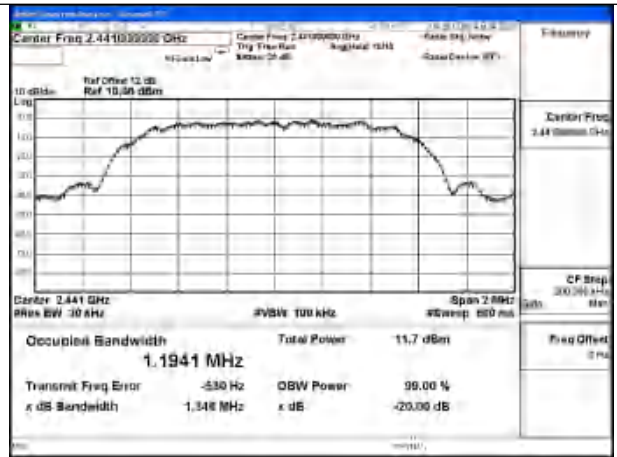
Test Mode: $\pi/4$ DQPSK(2DH5) 2480MHz



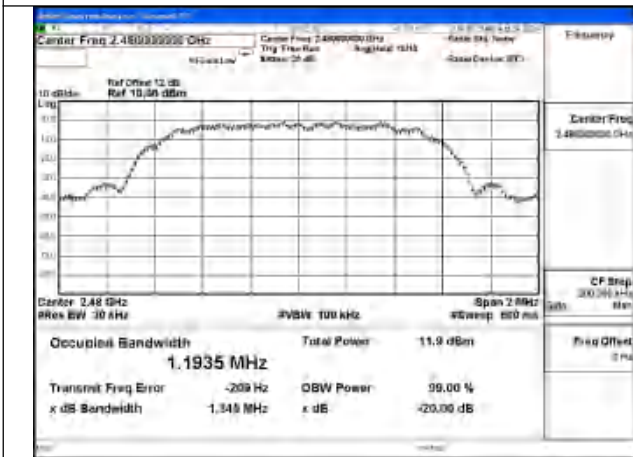
Test Mode: 8DPSK(3DH5)



Test Mode:8DPSK(3DH5) 2402MHz



Test Mode:8DPSK(3DH5) 2441MHz



Test Mode:8DPSK(3DH5) 2480MHz



#### 4 Hopping Frequency Separation

##### Channel separation

Test Mode	Op-mode	Channel separation (MHz)
GFSK(DH5)	Hopping mode	1

##### Number of Hopping Frequencies

Test Mode	Op-mode	Result
GFSK(DH5)	Hopping mode	79



**Channel separation**

Test Mode	Op-mode	Channel separation (MHz)
$\pi/4$ DQPSK(2DH5)	Hopping mode	1

**Number of Hopping Frequencies**

Test Mode	Op-mode	Result
$\pi/4$ DQPSK(2DH5)	Hopping mode	79





**Channel separation**

Test Mode	Op-mode	Channel separation (MHz)
8DPSK(3DH5)	Hopping mode	1

**Number of Hopping Frequencies**

Test Mode	Op-mode	Result
8DPSK(3DH5)	Hopping mode	79



**5 Dwell Time**

Test Mode	Packet type	Time slot length( $\mu$ S)	Dwell time	Dwell time(ms)
GFSK(DH1)	DH1	383	Time slot length *31.6*16000/2/79	122.6
GFSK(DH3)	DH3	1620	Time slot length *31.6*16000/4/79	259.2
GFSK(DH5)	DH5	2870	Time slot length *31.6*16000/6/79	306.1

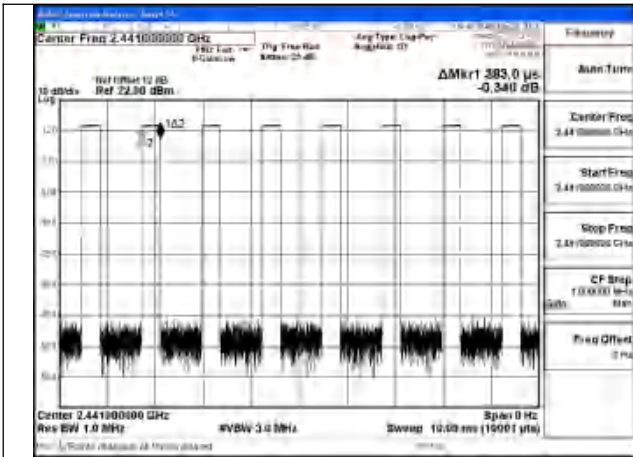
Test Mode	Packet type	Time slot length( $\mu$ S)	Dwell time	Dwell time(ms)
$\pi$ /4DQPSK(2DH1)	2DH1	385	Time slot length *31.6*16000/2/79	123.2
$\pi$ /4DQPSK(2DH3)	2DH3	1620	Time slot length *31.6*16000/4/79	259.2
$\pi$ /4DQPSK(2DH5)	2DH5	2870	Time slot length *31.6*16000/6/79	306.1

Test Mode	Packet type	Time slot length( $\mu$ S)	Dwell time	Dwell time(ms)
8DPSK(3DH1)	3DH1	370	Time slot length *31.6*16000/2/79	118.4
8DPSK(3DH3)	3DH3	1620	Time slot length *31.6*16000/4/79	259.2
8DPSK(3DH5)	3DH5	2870	Time slot length *31.6*16000/6/79	306.1

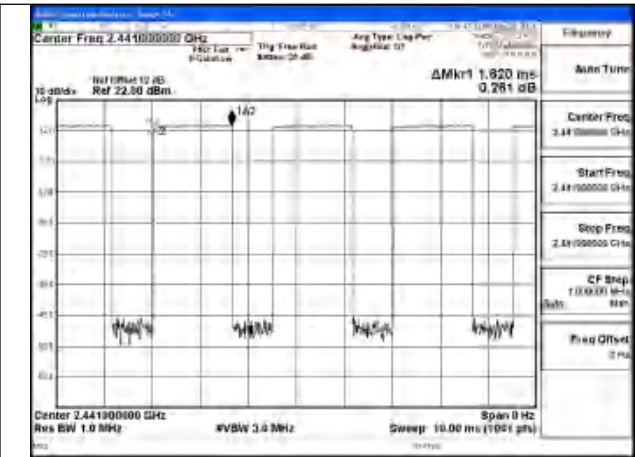





Test Mode: GFSK(DH5)



Test Mode:GFSK(DH1) 2441MHz



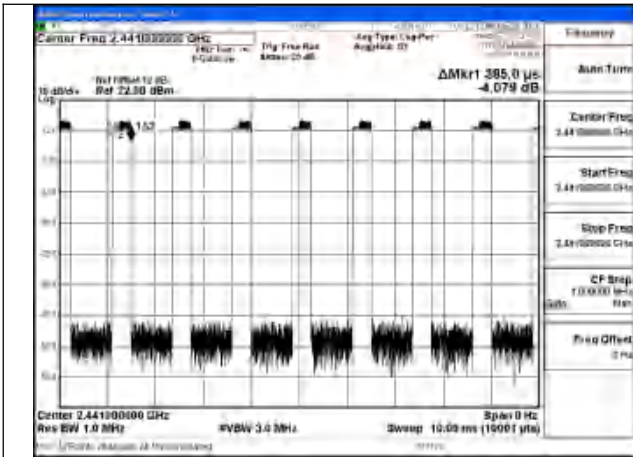
Test Mode:GFSK(DH3) 2441MHz




Test Mode:GFSK(DH5) 2441MHz



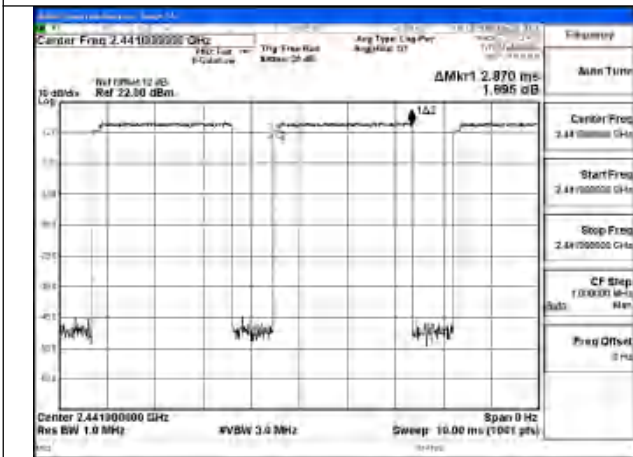
Test Mode:  $\pi/4$ DQPSK(2DH5)




Test Mode: $\pi/4$ DQPSK(2DH1) 2441MHz



Test Mode: $\pi/4$ DQPSK(2DH3) 2441MHz


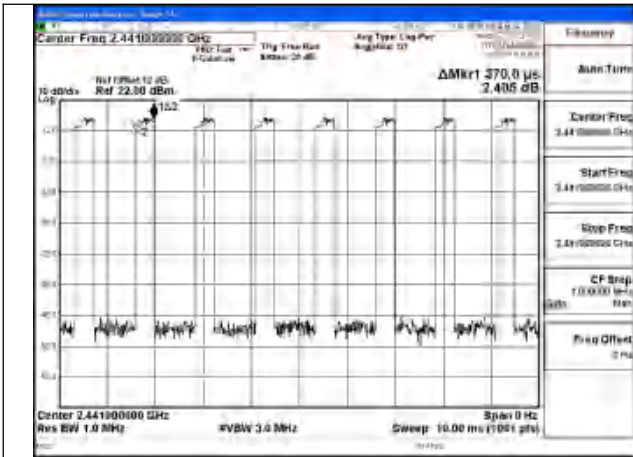


Test Mode: $\pi/4$ DQPSK(2DH5) 2441MHz



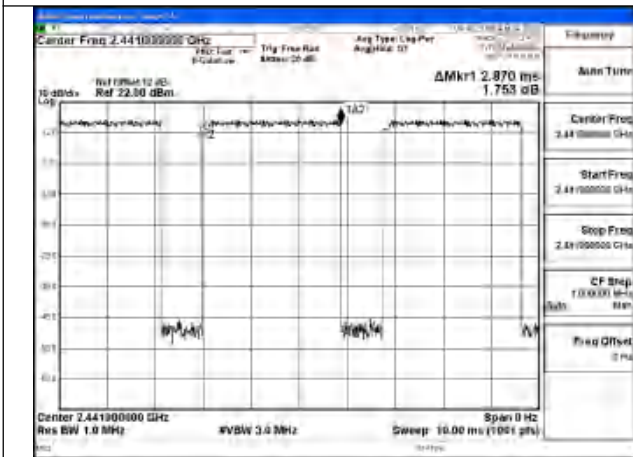


Test Mode: 8DPSK(3DH5)



Test Mode:8DPSK(3DH1) 2441MHz

Test Mode:8DPSK(3DH3) 2441MHz

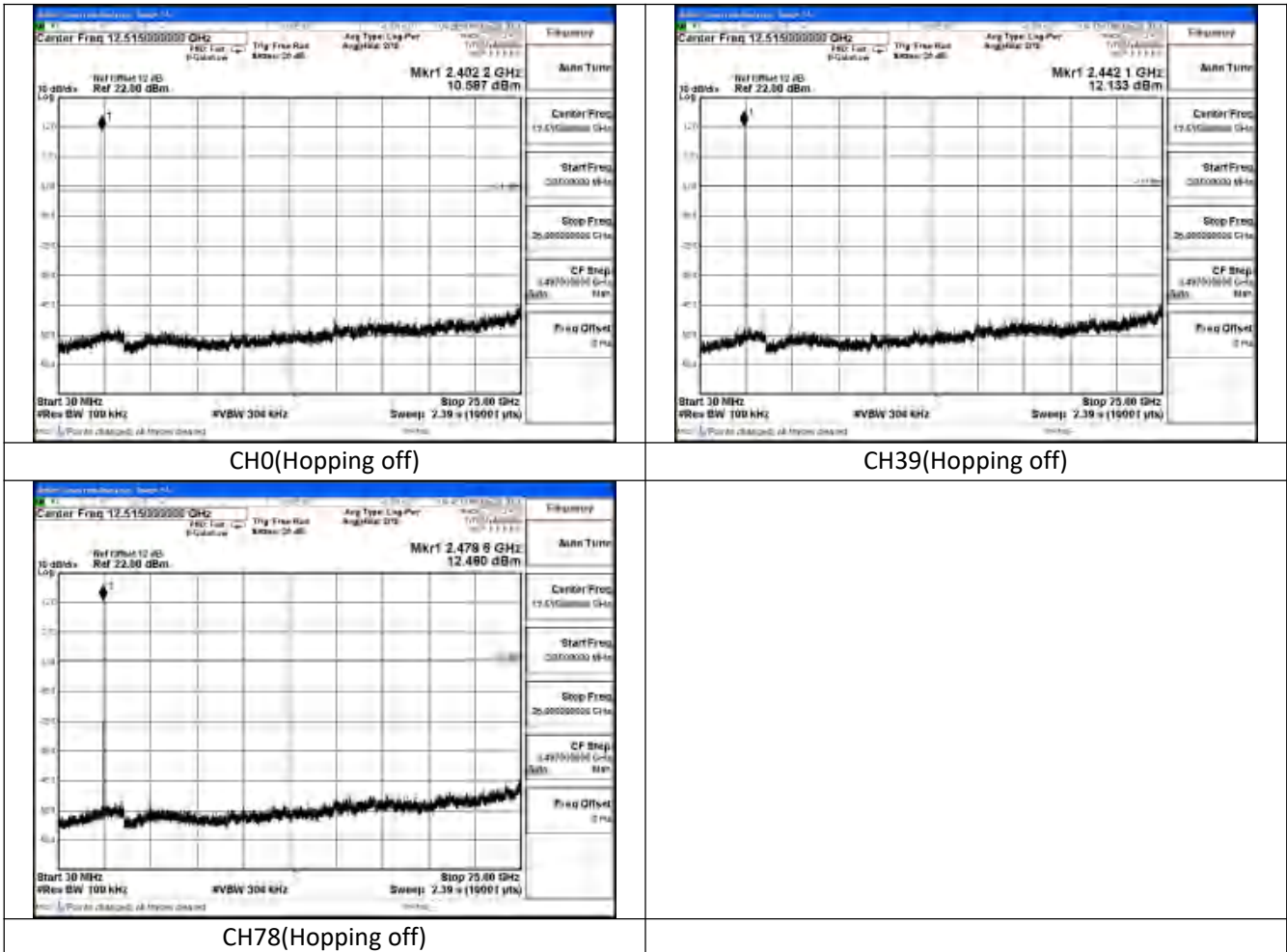


Test Mode:8DPSK(3DH5) 2441MHz



### 6 Conducted Out of band emission measurement

Test Mode: GFSK





Test Mode:  $\pi$ /4DQPSK




CH0(Hopping off)



CH39(Hopping off)



CH78(Hopping off)





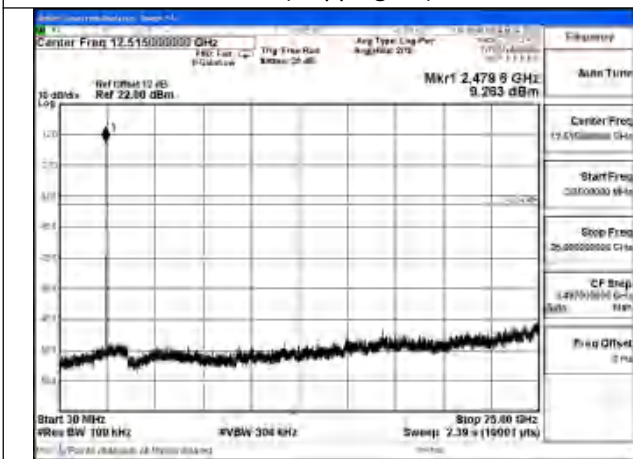
Test Mode: 8DPSK



CH0(Hopping off)



CH39(Hopping off)



CH78(Hopping off)





### 7 Band Edge measurement

Test Mode: GFSK



CH0(Hopping off)



CH0(Hopping on)



CH78(Hopping off)



CH78(Hopping on)



Test Mode:  $\pi$ /4DQPSK



CH0(Hopping off)



CH0(Hopping on)



CH78(Hopping off)



CH78(Hopping on)





Test Mode: 8DPSK



CH0(Hopping off)



CH0(Hopping on)



CH78(Hopping off)



CH78(Hopping on)

**BT (ANT8 Antenna gain:-1.7dBi)**

**1 Duty Cycle and Antenna Gain**

Test Mode	Frequency (MHz)	Plot	Duty Cycle	Correction Factor(dB)	Antenna Gain(dBi)
GFSK(DH5)	2402	Fig.1	78.90%	1.03	-1.70

Note: Correction Factor= $10 \cdot \log(1/\text{Duty Cycle})$

Test Mode	Frequency (MHz)	Plot	Duty Cycle	Correction Factor(dB)	Antenna Gain(dBi)
$\pi/4$ DQPSK(2D H5)	2402	Fig.2	79.00%	1.02	-1.70

Note: Correction Factor= $10 \cdot \log(1/\text{Duty Cycle})$

Test Mode	Frequency (MHz)	Plot	Duty Cycle	Correction Factor(dB)	Antenna Gain(dBi)
8DPSK(3DH5)	2402	Fig.3	78.40%	1.06	-1.70

Note: Correction Factor= $10 \cdot \log(1/\text{Duty Cycle})$

Test Mode: GFSK(DH5)

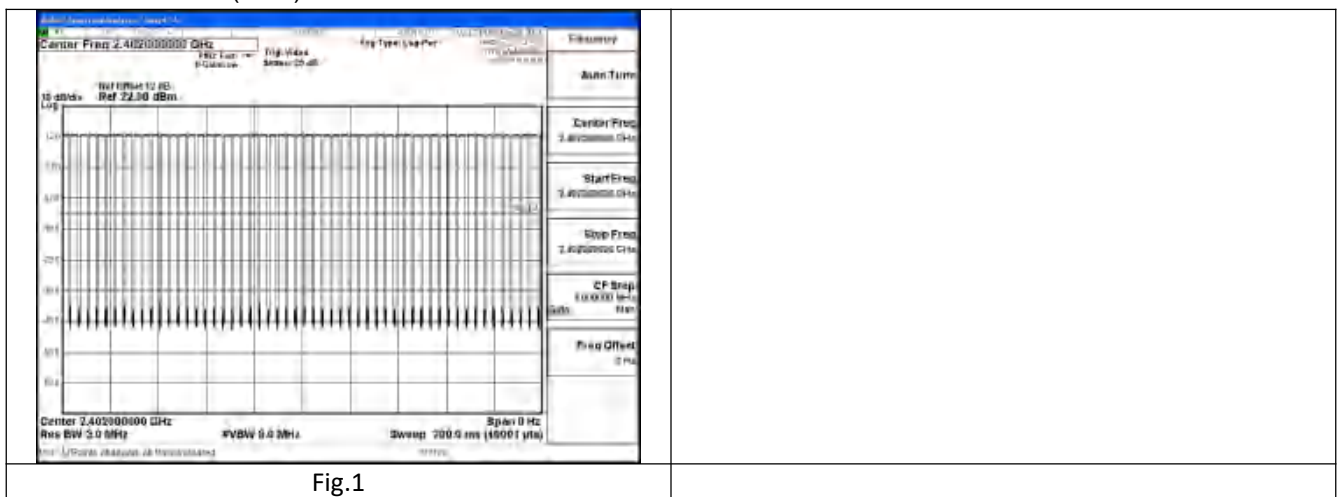


Fig.1

Test Mode:  $\pi$ /4DQPSK(2DH5)

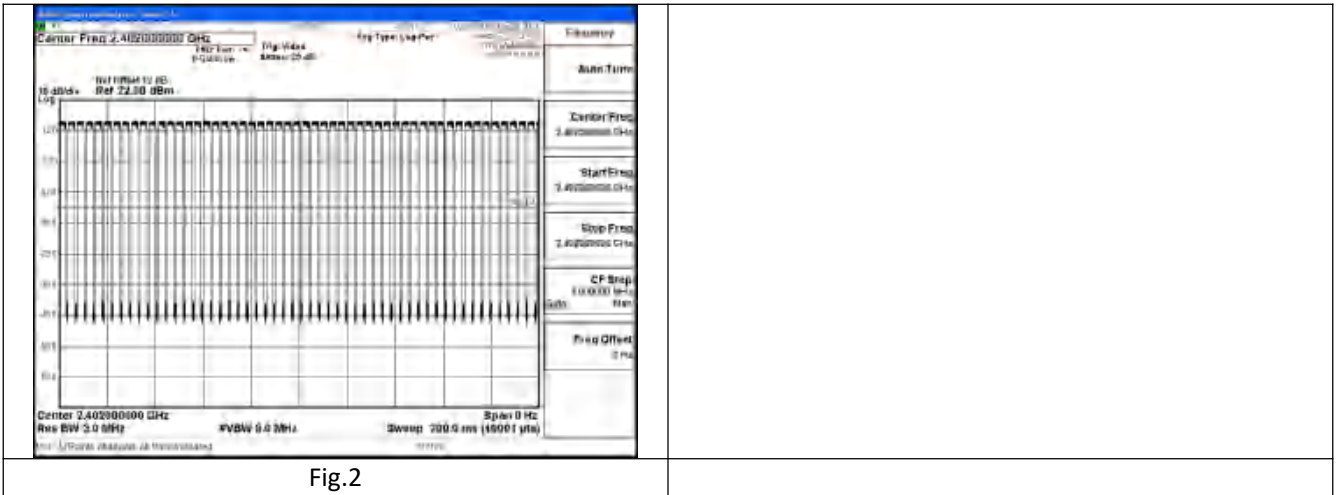


Fig.2

Test Mode: 8DPSK(3DH5)

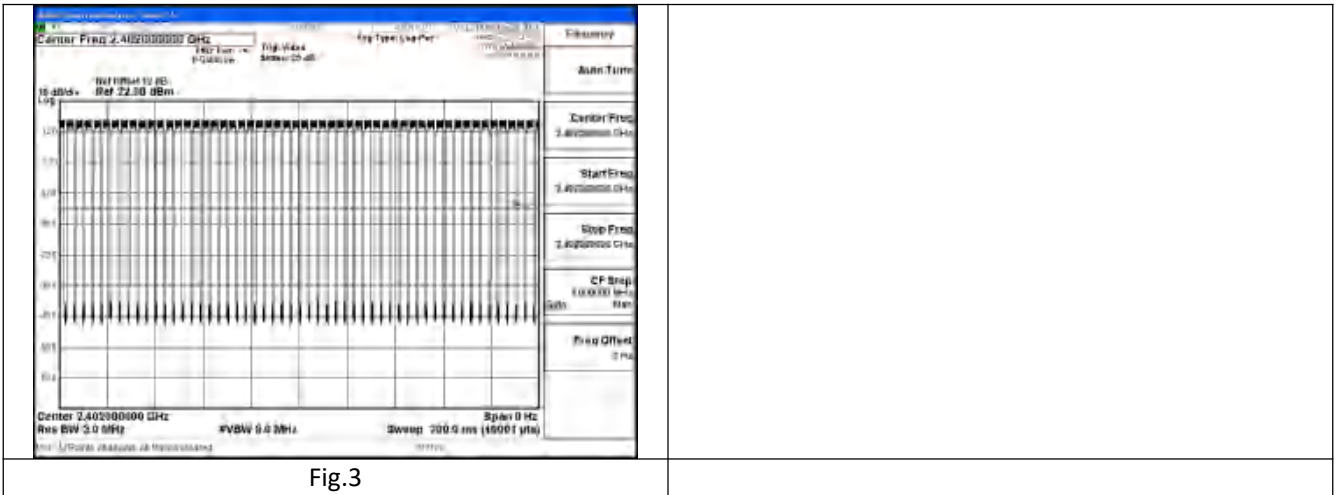


Fig.3



**2 EIRP**

**Conducted Power**

Modulation type	Conducted Peak Power(dBm)		
	2402MHz	2441MHz	2480MHz
GFSK(DH5)	12.78	12.98	13.25
$\pi/4$ DQPSK(2DH5)	15.07	15.18	15.65
8DPSK(3DH5)	15.73	15.97	16.36

Modulation type	Conducted Average Power(dBm)		
	2402MHz	2441MHz	2480MHz
GFSK(DH5)	12.75	12.54	12.03
$\pi/4$ DQPSK(2DH5)	12.09	12.24	12.84
8DPSK(3DH5)	11.84	11.82	12.79

**EIRP**

Modulation type	Peak EIRP (dBm)		
	2402MHz	2441MHz	2480MHz
GFSK(DH5)	11.08	11.28	11.55
$\pi/4$ DQPSK(2DH5)	13.37	13.48	13.95
8DPSK(3DH5)	14.03	14.27	14.66

Modulation type	Average EIRP (dBm)		
	2402MHz	2441MHz	2480MHz
GFSK(DH5)	11.05	10.84	10.33
$\pi/4$ DQPSK(2DH5)	10.39	10.54	11.14
8DPSK(3DH5)	10.14	10.12	11.09

EIRP (dBm)=Conducted Power(dBm)+Antenna Gain(dBi)



### 3 Occupied Bandwidth

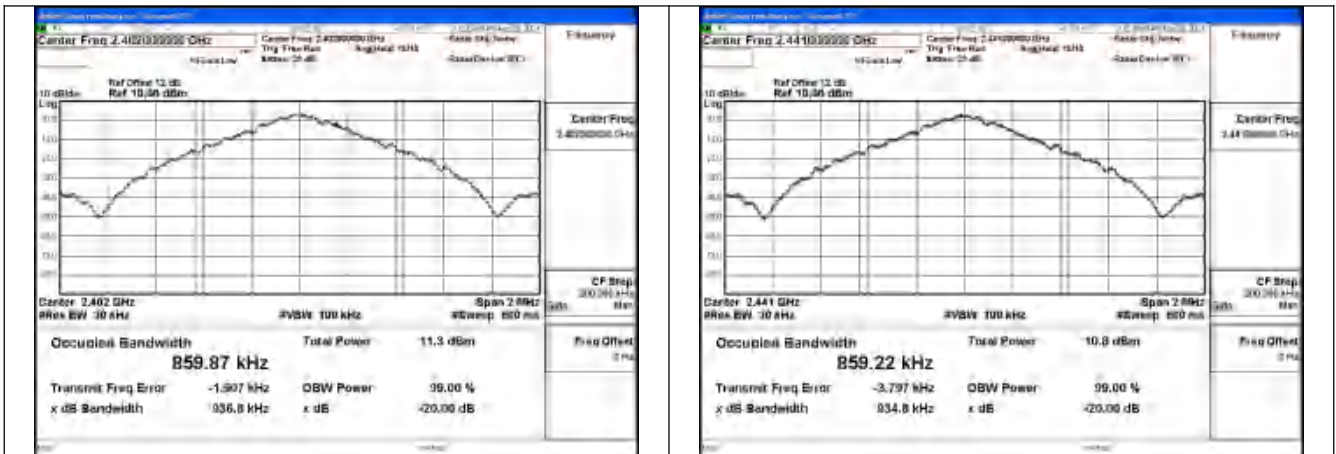
#### 20dB Bandwidth

Test Mode	Carrier frequency (MHz)	20dB Bandwidth(KHz)
GFSK(DH5)	2402	936.8
GFSK(DH5)	2441	934.8
GFSK(DH5)	2480	926.5

Test Mode	Carrier frequency (MHz)	20dB Bandwidth(KHz)
$\pi/4$ DQPSK(2DH5)	2402	1342.8
$\pi/4$ DQPSK(2DH5)	2441	1340.9
$\pi/4$ DQPSK(2DH5)	2480	1341.5

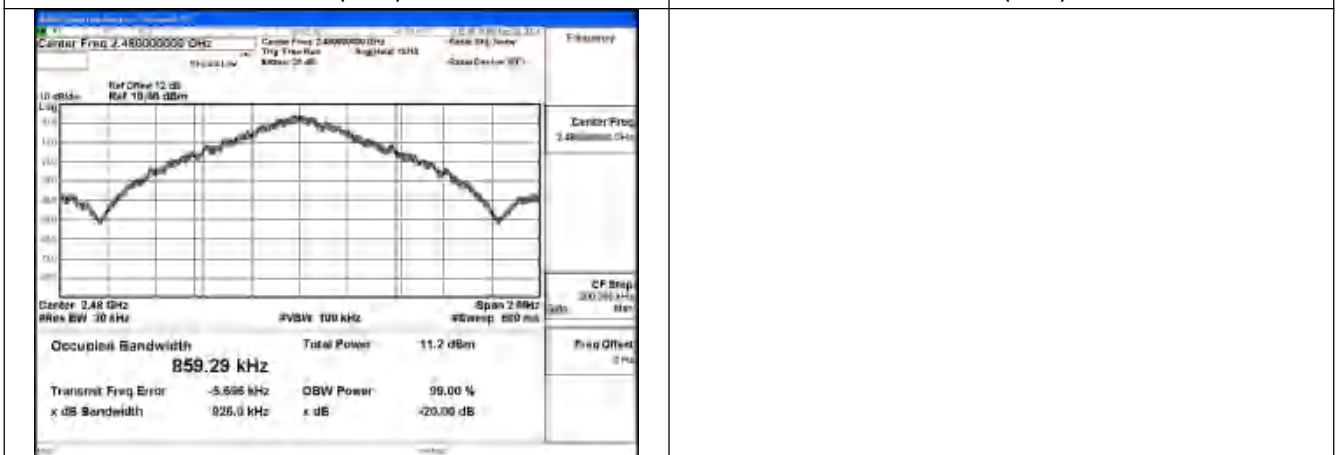
Test Mode	Carrier frequency (MHz)	20dB Bandwidth(KHz)
8DPSK(3DH5)	2402	1344.4
8DPSK(3DH5)	2441	1344.1
8DPSK(3DH5)	2480	1350.8

#### Test Mode: GFSK(DH5)



Test Mode:GFSK(DH5) 2402MHz

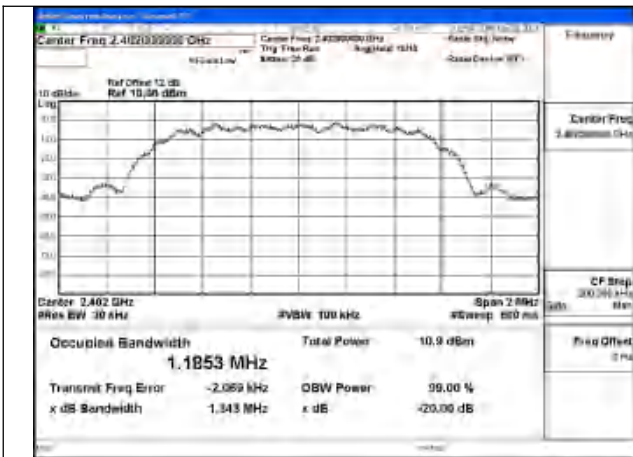
Test Mode:GFSK(DH5) 2441MHz



Test Mode:GFSK(DH5) 2480MHz



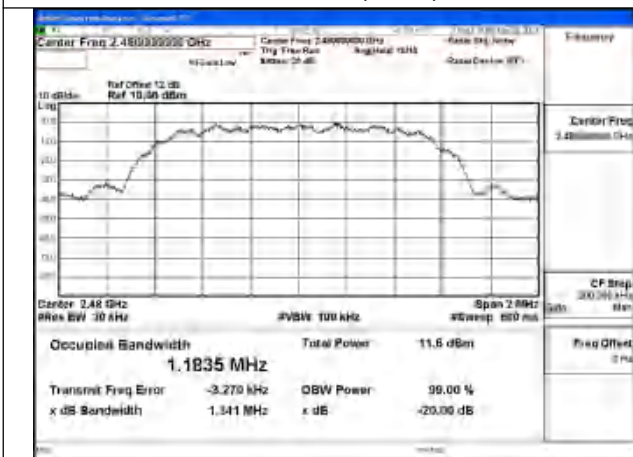
Test Mode:  $\pi/4$ DQPSK(2DH5)



Test Mode: $\pi/4$ DQPSK(2DH5) 2402MHz



Test Mode: $\pi/4$ DQPSK(2DH5) 2441MHz

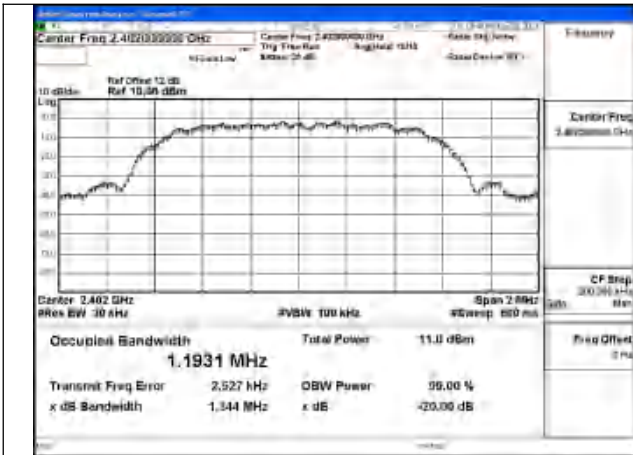


Test Mode: $\pi/4$ DQPSK(2DH5) 2480MHz

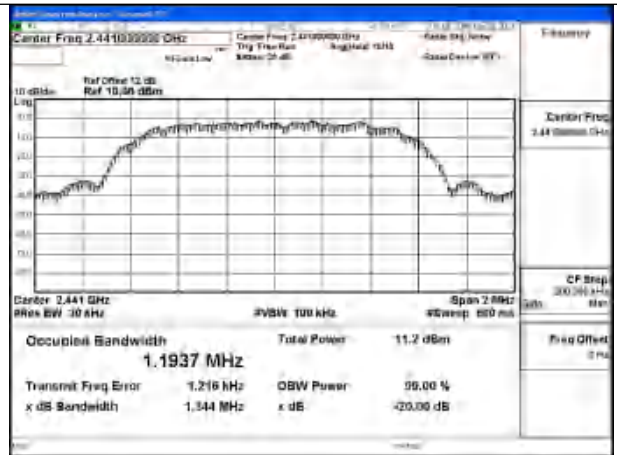




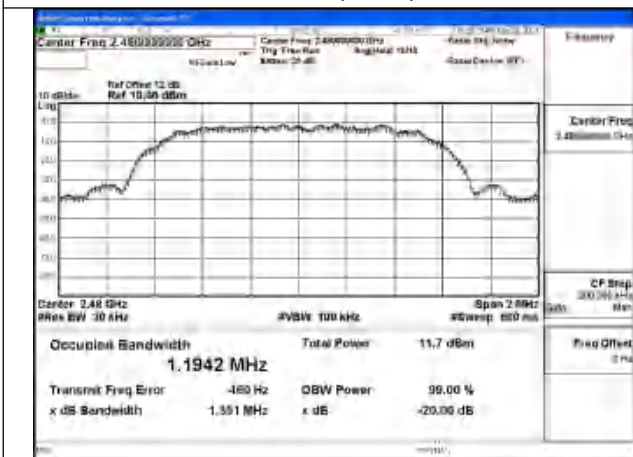
Test Mode: 8DPSK(3DH5)



Test Mode:8DPSK(3DH5) 2402MHz



Test Mode:8DPSK(3DH5) 2441MHz



Test Mode:8DPSK(3DH5) 2480MHz



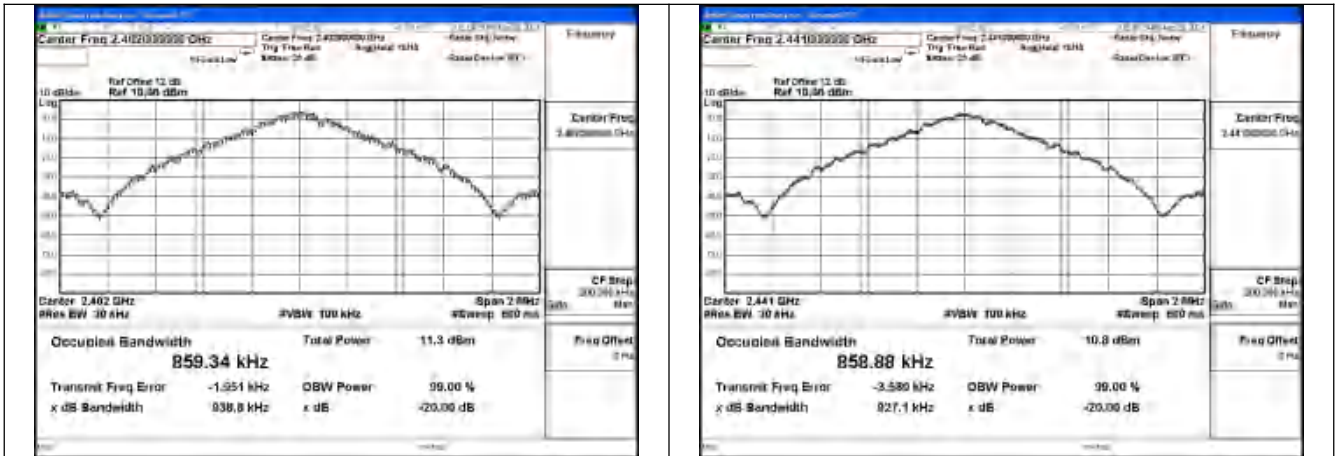
**99% Bandwidth**

Test Mode	Carrier frequency (MHz)	99% Bandwidth(kHz)
GFSK(DH5)	2402	859.3
GFSK(DH5)	2441	858.9
GFSK(DH5)	2480	858.9

Test Mode	Carrier frequency (MHz)	99% Bandwidth(kHz)
$\pi/4$ DQPSK(2DH5)	2402	1186.0
$\pi/4$ DQPSK(2DH5)	2441	1185.0
$\pi/4$ DQPSK(2DH5)	2480	1183.3

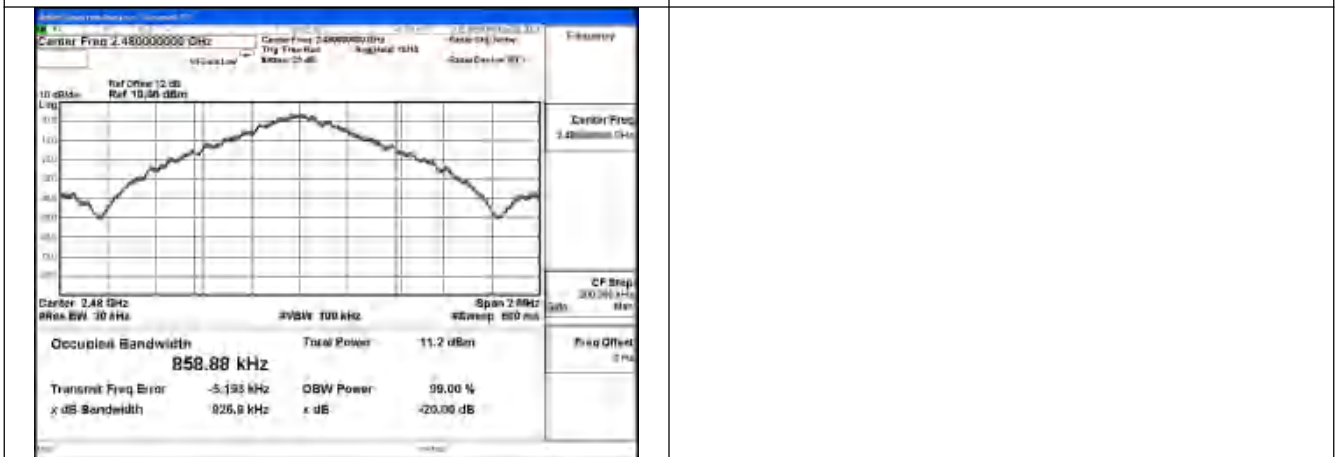
Test Mode	Carrier frequency (MHz)	99% Bandwidth(kHz)
8DPSK(3DH5)	2402	1193.7
8DPSK(3DH5)	2441	1193.7
8DPSK(3DH5)	2480	1193.9

Test Mode: GFSK(DH5)



Test Mode:GFSK(DH5) 2402MHz

Test Mode:GFSK(DH5) 2441MHz

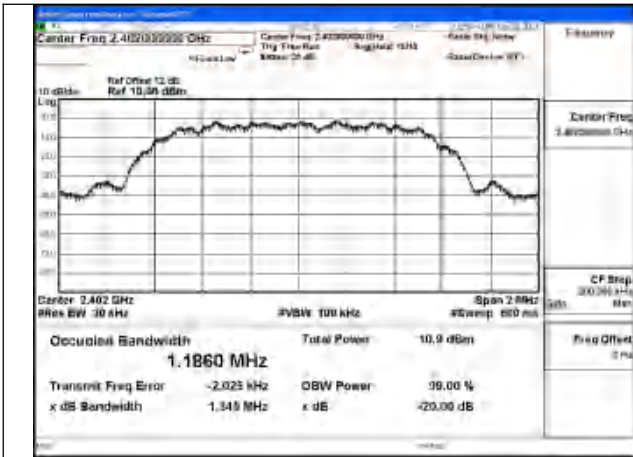


Test Mode:GFSK(DH5) 2480MHz

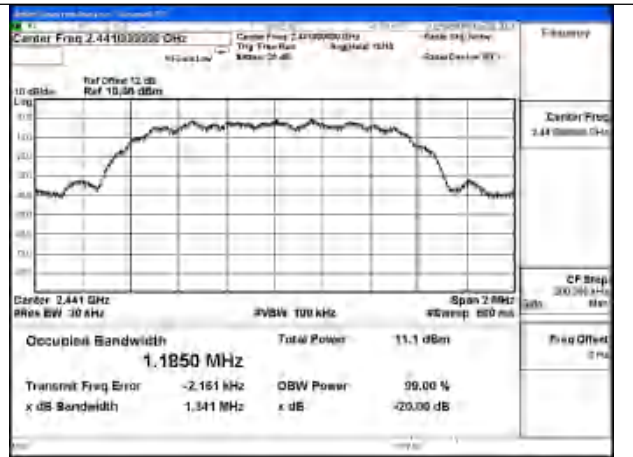




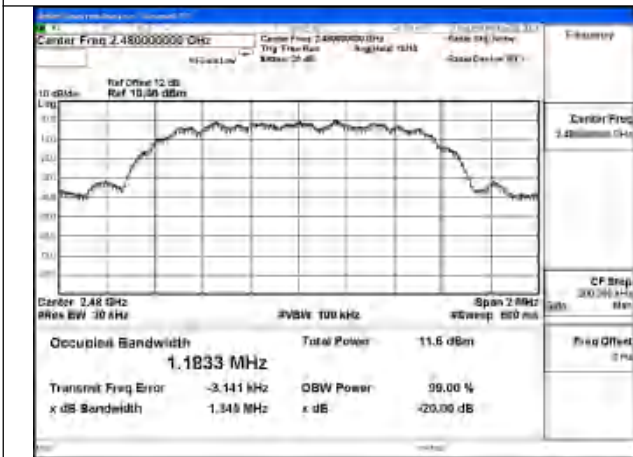
Test Mode:  $\pi/4$ DQPSK(2DH5)



Test Mode: $\pi/4$ DQPSK(2DH5) 2402MHz



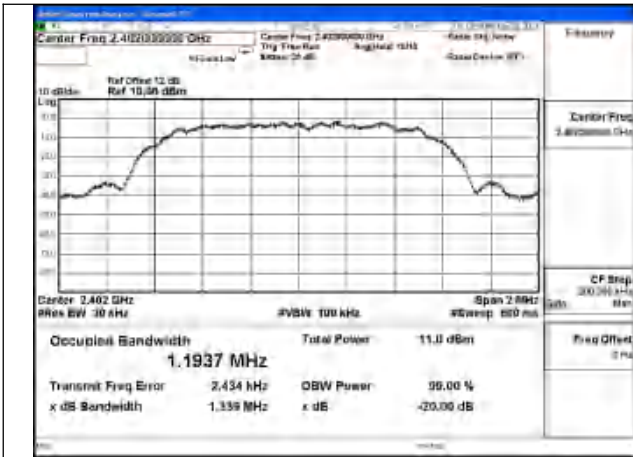
Test Mode: $\pi/4$ DQPSK(2DH5) 2441MHz



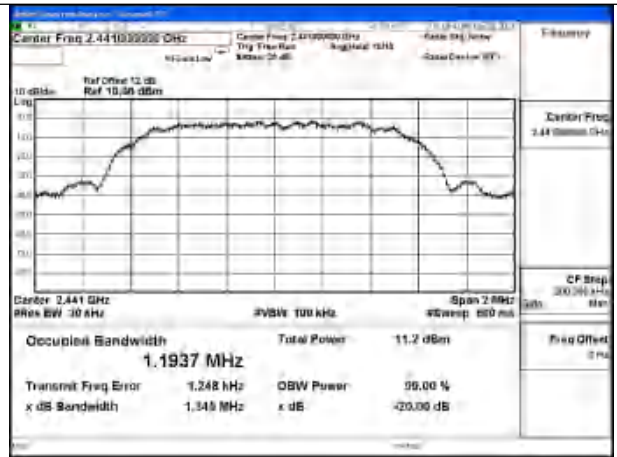
Test Mode: $\pi/4$ DQPSK(2DH5) 2480MHz



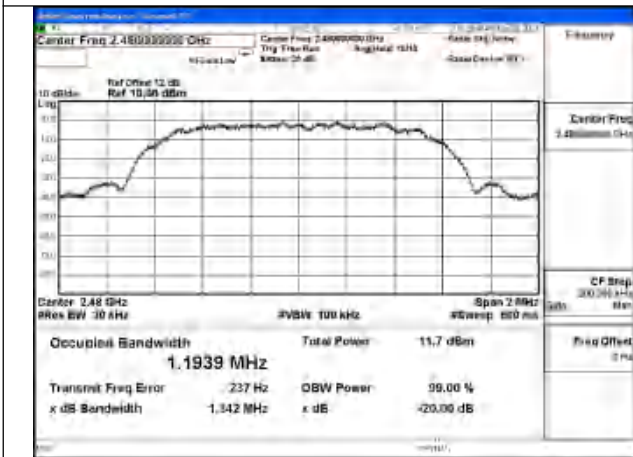
Test Mode: 8DPSK(3DH5)



Test Mode:8DPSK(3DH5) 2402MHz



Test Mode:8DPSK(3DH5) 2441MHz



Test Mode:8DPSK(3DH5) 2480MHz



#### 4 Hopping Frequency Separation

##### Channel separation

Test Mode	Op-mode	Channel separation (MHz)
GFSK(DH5)	Hopping mode	1

##### Number of Hopping Frequencies

Test Mode	Op-mode	Result
GFSK(DH5)	Hopping mode	79



**Channel separation**

Test Mode	Op-mode	Channel separation (MHz)
$\pi/4$ DQPSK(2DH5)	Hopping mode	1

**Number of Hopping Frequencies**

Test Mode	Op-mode	Result
$\pi/4$ DQPSK(2DH5)	Hopping mode	79



**Channel separation**

Test Mode	Op-mode	Channel separation (MHz)																																																																
8DPSK(3DH5)	Hopping mode	1																																																																
<table border="1"> <thead> <tr> <th>Freq</th> <th>Power</th> </tr> </thead> <tbody> <tr> <td>2.4410000 GHz</td> <td>-5.171 dBm</td> </tr> <tr> <td>2.4413000 GHz</td> <td>-5.171 dBm</td> </tr> <tr> <td>2.4416000 GHz</td> <td>-5.171 dBm</td> </tr> <tr> <td>2.4419000 GHz</td> <td>-5.171 dBm</td> </tr> <tr> <td>2.4422000 GHz</td> <td>-5.171 dBm</td> </tr> <tr> <td>2.4425000 GHz</td> <td>-5.171 dBm</td> </tr> <tr> <td>2.4428000 GHz</td> <td>-5.171 dBm</td> </tr> <tr> <td>2.4431000 GHz</td> <td>-5.171 dBm</td> </tr> <tr> <td>2.4434000 GHz</td> <td>-5.171 dBm</td> </tr> <tr> <td>2.4437000 GHz</td> <td>-5.171 dBm</td> </tr> <tr> <td>2.4440000 GHz</td> <td>-5.171 dBm</td> </tr> <tr> <td>2.4443000 GHz</td> <td>-5.171 dBm</td> </tr> <tr> <td>2.4446000 GHz</td> <td>-5.171 dBm</td> </tr> <tr> <td>2.4449000 GHz</td> <td>-5.171 dBm</td> </tr> <tr> <td>2.4452000 GHz</td> <td>-5.171 dBm</td> </tr> <tr> <td>2.4455000 GHz</td> <td>-5.171 dBm</td> </tr> <tr> <td>2.4458000 GHz</td> <td>-5.171 dBm</td> </tr> <tr> <td>2.4461000 GHz</td> <td>-5.171 dBm</td> </tr> <tr> <td>2.4464000 GHz</td> <td>-5.171 dBm</td> </tr> <tr> <td>2.4467000 GHz</td> <td>-5.171 dBm</td> </tr> <tr> <td>2.4470000 GHz</td> <td>-5.171 dBm</td> </tr> <tr> <td>2.4473000 GHz</td> <td>-5.171 dBm</td> </tr> <tr> <td>2.4476000 GHz</td> <td>-5.171 dBm</td> </tr> <tr> <td>2.4479000 GHz</td> <td>-5.171 dBm</td> </tr> <tr> <td>2.4482000 GHz</td> <td>-5.171 dBm</td> </tr> <tr> <td>2.4485000 GHz</td> <td>-5.171 dBm</td> </tr> <tr> <td>2.4488000 GHz</td> <td>-5.171 dBm</td> </tr> <tr> <td>2.4491000 GHz</td> <td>-5.171 dBm</td> </tr> <tr> <td>2.4494000 GHz</td> <td>-5.171 dBm</td> </tr> <tr> <td>2.4497000 GHz</td> <td>-5.171 dBm</td> </tr> <tr> <td>2.4500000 GHz</td> <td>-5.171 dBm</td> </tr> </tbody> </table>			Freq	Power	2.4410000 GHz	-5.171 dBm	2.4413000 GHz	-5.171 dBm	2.4416000 GHz	-5.171 dBm	2.4419000 GHz	-5.171 dBm	2.4422000 GHz	-5.171 dBm	2.4425000 GHz	-5.171 dBm	2.4428000 GHz	-5.171 dBm	2.4431000 GHz	-5.171 dBm	2.4434000 GHz	-5.171 dBm	2.4437000 GHz	-5.171 dBm	2.4440000 GHz	-5.171 dBm	2.4443000 GHz	-5.171 dBm	2.4446000 GHz	-5.171 dBm	2.4449000 GHz	-5.171 dBm	2.4452000 GHz	-5.171 dBm	2.4455000 GHz	-5.171 dBm	2.4458000 GHz	-5.171 dBm	2.4461000 GHz	-5.171 dBm	2.4464000 GHz	-5.171 dBm	2.4467000 GHz	-5.171 dBm	2.4470000 GHz	-5.171 dBm	2.4473000 GHz	-5.171 dBm	2.4476000 GHz	-5.171 dBm	2.4479000 GHz	-5.171 dBm	2.4482000 GHz	-5.171 dBm	2.4485000 GHz	-5.171 dBm	2.4488000 GHz	-5.171 dBm	2.4491000 GHz	-5.171 dBm	2.4494000 GHz	-5.171 dBm	2.4497000 GHz	-5.171 dBm	2.4500000 GHz	-5.171 dBm
Freq	Power																																																																	
2.4410000 GHz	-5.171 dBm																																																																	
2.4413000 GHz	-5.171 dBm																																																																	
2.4416000 GHz	-5.171 dBm																																																																	
2.4419000 GHz	-5.171 dBm																																																																	
2.4422000 GHz	-5.171 dBm																																																																	
2.4425000 GHz	-5.171 dBm																																																																	
2.4428000 GHz	-5.171 dBm																																																																	
2.4431000 GHz	-5.171 dBm																																																																	
2.4434000 GHz	-5.171 dBm																																																																	
2.4437000 GHz	-5.171 dBm																																																																	
2.4440000 GHz	-5.171 dBm																																																																	
2.4443000 GHz	-5.171 dBm																																																																	
2.4446000 GHz	-5.171 dBm																																																																	
2.4449000 GHz	-5.171 dBm																																																																	
2.4452000 GHz	-5.171 dBm																																																																	
2.4455000 GHz	-5.171 dBm																																																																	
2.4458000 GHz	-5.171 dBm																																																																	
2.4461000 GHz	-5.171 dBm																																																																	
2.4464000 GHz	-5.171 dBm																																																																	
2.4467000 GHz	-5.171 dBm																																																																	
2.4470000 GHz	-5.171 dBm																																																																	
2.4473000 GHz	-5.171 dBm																																																																	
2.4476000 GHz	-5.171 dBm																																																																	
2.4479000 GHz	-5.171 dBm																																																																	
2.4482000 GHz	-5.171 dBm																																																																	
2.4485000 GHz	-5.171 dBm																																																																	
2.4488000 GHz	-5.171 dBm																																																																	
2.4491000 GHz	-5.171 dBm																																																																	
2.4494000 GHz	-5.171 dBm																																																																	
2.4497000 GHz	-5.171 dBm																																																																	
2.4500000 GHz	-5.171 dBm																																																																	

**Number of Hopping Frequencies**

Test Mode	Op-mode	Result																																																																																																																																																																																																																																																																																								
8DPSK(3DH5)	Hopping mode	79																																																																																																																																																																																																																																																																																								
<table border="1"> <thead> <tr> <th>Freq</th> <th>Power</th> </tr> </thead> <tbody> <tr> <td>2.441750000 GHz</td> <td>-5.171 dBm</td> </tr> <tr> <td>2.442050000 GHz</td> <td>-5.171 dBm</td> </tr> <tr> <td>2.442350000 GHz</td> <td>-5.171 dBm</td> </tr> <tr> <td>2.442650000 GHz</td> <td>-5.171 dBm</td> </tr> <tr> <td>2.442950000 GHz</td> <td>-5.171 dBm</td> </tr> <tr> <td>2.443250000 GHz</td> <td>-5.171 dBm</td> </tr> <tr> <td>2.443550000 GHz</td> <td>-5.171 dBm</td> </tr> <tr> <td>2.443850000 GHz</td> <td>-5.171 dBm</td> </tr> <tr> <td>2.444150000 GHz</td> <td>-5.171 dBm</td> </tr> <tr> <td>2.444450000 GHz</td> <td>-5.171 dBm</td> </tr> <tr> <td>2.444750000 GHz</td> <td>-5.171 dBm</td> </tr> <tr> <td>2.445050000 GHz</td> <td>-5.171 dBm</td> </tr> <tr> <td>2.445350000 GHz</td> <td>-5.171 dBm</td> </tr> <tr> <td>2.445650000 GHz</td> <td>-5.171 dBm</td> </tr> <tr> <td>2.445950000 GHz</td> <td>-5.171 dBm</td> </tr> <tr> <td>2.446250000 GHz</td> <td>-5.171 dBm</td> </tr> <tr> <td>2.446550000 GHz</td> <td>-5.171 dBm</td> </tr> <tr> <td>2.446850000 GHz</td> <td>-5.171 dBm</td> </tr> <tr> <td>2.447150000 GHz</td> <td>-5.171 dBm</td> </tr> <tr> <td>2.447450000 GHz</td> <td>-5.171 dBm</td> </tr> <tr> <td>2.447750000 GHz</td> <td>-5.171 dBm</td> </tr> <tr> <td>2.448050000 GHz</td> <td>-5.171 dBm</td> </tr> <tr> <td>2.448350000 GHz</td> <td>-5.171 dBm</td> </tr> <tr> <td>2.448650000 GHz</td> <td>-5.171 dBm</td> </tr> <tr> <td>2.448950000 GHz</td> <td>-5.171 dBm</td> </tr> <tr> <td>2.449250000 GHz</td> <td>-5.171 dBm</td> </tr> <tr> <td>2.449550000 GHz</td> <td>-5.171 dBm</td> </tr> <tr> <td>2.449850000 GHz</td> <td>-5.171 dBm</td> </tr> <tr> <td>2.450150000 GHz</td> <td>-5.171 dBm</td> </tr> <tr> <td>2.450450000 GHz</td> <td>-5.171 dBm</td> </tr> <tr> <td>2.450750000 GHz</td> <td>-5.171 dBm</td> </tr> <tr> <td>2.451050000 GHz</td> <td>-5.171 dBm</td> </tr> <tr> <td>2.451350000 GHz</td> <td>-5.171 dBm</td> </tr> <tr> <td>2.451650000 GHz</td> <td>-5.171 dBm</td> </tr> <tr> <td>2.451950000 GHz</td> <td>-5.171 dBm</td> </tr> <tr> <td>2.452250000 GHz</td> <td>-5.171 dBm</td> </tr> <tr> <td>2.452550000 GHz</td> <td>-5.171 dBm</td> </tr> <tr> <td>2.452850000 GHz</td> <td>-5.171 dBm</td> </tr> <tr> <td>2.453150000 GHz</td> <td>-5.171 dBm</td> </tr> <tr> <td>2.453450000 GHz</td> <td>-5.171 dBm</td> </tr> <tr> <td>2.453750000 GHz</td> <td>-5.171 dBm</td> </tr> <tr> <td>2.454050000 GHz</td> <td>-5.171 dBm</td> </tr> <tr> <td>2.454350000 GHz</td> <td>-5.171 dBm</td> </tr> <tr> <td>2.454650000 GHz</td> <td>-5.171 dBm</td> </tr> <tr> <td>2.454950000 GHz</td> <td>-5.171 dBm</td> </tr> <tr> <td>2.455250000 GHz</td> <td>-5.171 dBm</td> </tr> <tr> <td>2.455550000 GHz</td> <td>-5.171 dBm</td> </tr> <tr> <td>2.455850000 GHz</td> <td>-5.171 dBm</td> </tr> <tr> <td>2.456150000 GHz</td> <td>-5.171 dBm</td> </tr> <tr> <td>2.456450000 GHz</td> <td>-5.171 dBm</td> </tr> <tr> <td>2.456750000 GHz</td> <td>-5.171 dBm</td> </tr> <tr> <td>2.457050000 GHz</td> <td>-5.171 dBm</td> </tr> <tr> <td>2.457350000 GHz</td> <td>-5.171 dBm</td> </tr> <tr> <td>2.457650000 GHz</td> <td>-5.171 dBm</td> </tr> <tr> <td>2.457950000 GHz</td> <td>-5.171 dBm</td> </tr> <tr> <td>2.458250000 GHz</td> <td>-5.171 dBm</td> </tr> <tr> <td>2.458550000 GHz</td> <td>-5.171 dBm</td> </tr> <tr> <td>2.458850000 GHz</td> <td>-5.171 dBm</td> </tr> <tr> <td>2.459150000 GHz</td> <td>-5.171 dBm</td> </tr> <tr> <td>2.459450000 GHz</td> <td>-5.171 dBm</td> </tr> <tr> <td>2.459750000 GHz</td> <td>-5.171 dBm</td> </tr> <tr> <td>2.460050000 GHz</td> <td>-5.171 dBm</td> </tr> <tr> <td>2.460350000 GHz</td> <td>-5.171 dBm</td> </tr> <tr> <td>2.460650000 GHz</td> <td>-5.171 dBm</td> </tr> <tr> <td>2.460950000 GHz</td> <td>-5.171 dBm</td> </tr> <tr> <td>2.461250000 GHz</td> <td>-5.171 dBm</td> </tr> <tr> <td>2.461550000 GHz</td> <td>-5.171 dBm</td> </tr> <tr> <td>2.461850000 GHz</td> <td>-5.171 dBm</td> </tr> <tr> <td>2.462150000 GHz</td> <td>-5.171 dBm</td> </tr> <tr> <td>2.462450000 GHz</td> <td>-5.171 dBm</td> </tr> <tr> <td>2.462750000 GHz</td> <td>-5.171 dBm</td> </tr> <tr> <td>2.463050000 GHz</td> <td>-5.171 dBm</td> </tr> <tr> <td>2.463350000 GHz</td> <td>-5.171 dBm</td> </tr> <tr> <td>2.463650000 GHz</td> <td>-5.171 dBm</td> </tr> <tr> <td>2.463950000 GHz</td> <td>-5.171 dBm</td> </tr> <tr> <td>2.464250000 GHz</td> <td>-5.171 dBm</td> </tr> <tr> <td>2.464550000 GHz</td> <td>-5.171 dBm</td> </tr> <tr> <td>2.464850000 GHz</td> <td>-5.171 dBm</td> </tr> <tr> <td>2.465150000 GHz</td> <td>-5.171 dBm</td> </tr> <tr> <td>2.465450000 GHz</td> <td>-5.171 dBm</td> </tr> <tr> <td>2.465750000 GHz</td> <td>-5.171 dBm</td> </tr> <tr> <td>2.466050000 GHz</td> <td>-5.171 dBm</td> </tr> <tr> <td>2.466350000 GHz</td> <td>-5.171 dBm</td> </tr> <tr> <td>2.466650000 GHz</td> <td>-5.171 dBm</td> </tr> <tr> <td>2.466950000 GHz</td> <td>-5.171 dBm</td> </tr> <tr> <td>2.467250000 GHz</td> <td>-5.171 dBm</td> </tr> <tr> <td>2.467550000 GHz</td> <td>-5.171 dBm</td> </tr> <tr> <td>2.467850000 GHz</td> <td>-5.171 dBm</td> </tr> <tr> <td>2.468150000 GHz</td> <td>-5.171 dBm</td> </tr> <tr> <td>2.468450000 GHz</td> <td>-5.171 dBm</td> </tr> <tr> <td>2.468750000 GHz</td> <td>-5.171 dBm</td> </tr> <tr> <td>2.469050000 GHz</td> <td>-5.171 dBm</td> </tr> <tr> <td>2.469350000 GHz</td> <td>-5.171 dBm</td> </tr> <tr> <td>2.469650000 GHz</td> <td>-5.171 dBm</td> </tr> <tr> <td>2.469950000 GHz</td> <td>-5.171 dBm</td> </tr> <tr> <td>2.470250000 GHz</td> <td>-5.171 dBm</td> </tr> <tr> <td>2.470550000 GHz</td> <td>-5.171 dBm</td> </tr> <tr> <td>2.470850000 GHz</td> <td>-5.171 dBm</td> </tr> <tr> <td>2.471150000 GHz</td> <td>-5.171 dBm</td> </tr> <tr> <td>2.471450000 GHz</td> <td>-5.171 dBm</td> </tr> <tr> <td>2.471750000 GHz</td> <td>-5.171 dBm</td> </tr> <tr> <td>2.472050000 GHz</td> <td>-5.171 dBm</td> </tr> <tr> <td>2.472350000 GHz</td> <td>-5.171 dBm</td> </tr> <tr> <td>2.472650000 GHz</td> <td>-5.171 dBm</td> </tr> <tr> <td>2.472950000 GHz</td> <td>-5.171 dBm</td> </tr> <tr> <td>2.473250000 GHz</td> <td>-5.171 dBm</td> </tr> <tr> <td>2.473550000 GHz</td> <td>-5.171 dBm</td> </tr> <tr> <td>2.473850000 GHz</td> <td>-5.171 dBm</td> </tr> <tr> <td>2.474150000 GHz</td> <td>-5.171 dBm</td> </tr> <tr> <td>2.474450000 GHz</td> <td>-5.171 dBm</td> </tr> <tr> <td>2.474750000 GHz</td> <td>-5.171 dBm</td> </tr> <tr> <td>2.475050000 GHz</td> <td>-5.171 dBm</td> </tr> <tr> <td>2.475350000 GHz</td> <td>-5.171 dBm</td> </tr> <tr> <td>2.475650000 GHz</td> <td>-5.171 dBm</td> </tr> <tr> <td>2.475950000 GHz</td> <td>-5.171 dBm</td> </tr> <tr> <td>2.476250000 GHz</td> <td>-5.171 dBm</td> </tr> <tr> <td>2.476550000 GHz</td> <td>-5.171 dBm</td> </tr> <tr> <td>2.476850000 GHz</td> <td>-5.171 dBm</td> </tr> <tr> <td>2.477150000 GHz</td> <td>-5.171 dBm</td> </tr> <tr> <td>2.477450000 GHz</td> <td>-5.171 dBm</td> </tr> <tr> <td>2.477750000 GHz</td> <td>-5.171 dBm</td> </tr> <tr> <td>2.478050000 GHz</td> <td>-5.171 dBm</td> </tr> <tr> <td>2.478350000 GHz</td> <td>-5.171 dBm</td> </tr> <tr> <td>2.478650000 GHz</td> <td>-5.171 dBm</td> </tr> <tr> <td>2.478950000 GHz</td> <td>-5.171 dBm</td> </tr> <tr> <td>2.479250000 GHz</td> <td>-5.171 dBm</td> </tr> <tr> <td>2.479550000 GHz</td> <td>-5.171 dBm</td> </tr> <tr> <td>2.479850000 GHz</td> <td>-5.171 dBm</td> </tr> <tr> <td>2.480150000 GHz</td> <td>-5.171 dBm</td> </tr> <tr> <td>2.480450000 GHz</td> <td>-5.171 dBm</td> </tr> <tr> <td>2.480750000 GHz</td> <td>-5.171 dBm</td> </tr> <tr> <td>2.481050000 GHz</td> <td>-5.171 dBm</td> </tr> <tr> <td>2.481350000 GHz</td> <td>-5.171 dBm</td> </tr> <tr> <td>2.481650000 GHz</td> <td>-5.171 dBm</td> </tr> <tr> <td>2.481950000 GHz</td> <td>-5.171 dBm</td> </tr> <tr> <td>2.482250000 GHz</td> <td>-5.171 dBm</td> </tr> <tr> <td>2.482550000 GHz</td> <td>-5.171 dBm</td> </tr> <tr> <td>2.482850000 GHz</td> <td>-5.171 dBm</td> </tr> <tr> <td>2.483150000 GHz</td> <td>-5.171 dBm</td> </tr> </tbody> </table>			Freq	Power	2.441750000 GHz	-5.171 dBm	2.442050000 GHz	-5.171 dBm	2.442350000 GHz	-5.171 dBm	2.442650000 GHz	-5.171 dBm	2.442950000 GHz	-5.171 dBm	2.443250000 GHz	-5.171 dBm	2.443550000 GHz	-5.171 dBm	2.443850000 GHz	-5.171 dBm	2.444150000 GHz	-5.171 dBm	2.444450000 GHz	-5.171 dBm	2.444750000 GHz	-5.171 dBm	2.445050000 GHz	-5.171 dBm	2.445350000 GHz	-5.171 dBm	2.445650000 GHz	-5.171 dBm	2.445950000 GHz	-5.171 dBm	2.446250000 GHz	-5.171 dBm	2.446550000 GHz	-5.171 dBm	2.446850000 GHz	-5.171 dBm	2.447150000 GHz	-5.171 dBm	2.447450000 GHz	-5.171 dBm	2.447750000 GHz	-5.171 dBm	2.448050000 GHz	-5.171 dBm	2.448350000 GHz	-5.171 dBm	2.448650000 GHz	-5.171 dBm	2.448950000 GHz	-5.171 dBm	2.449250000 GHz	-5.171 dBm	2.449550000 GHz	-5.171 dBm	2.449850000 GHz	-5.171 dBm	2.450150000 GHz	-5.171 dBm	2.450450000 GHz	-5.171 dBm	2.450750000 GHz	-5.171 dBm	2.451050000 GHz	-5.171 dBm	2.451350000 GHz	-5.171 dBm	2.451650000 GHz	-5.171 dBm	2.451950000 GHz	-5.171 dBm	2.452250000 GHz	-5.171 dBm	2.452550000 GHz	-5.171 dBm	2.452850000 GHz	-5.171 dBm	2.453150000 GHz	-5.171 dBm	2.453450000 GHz	-5.171 dBm	2.453750000 GHz	-5.171 dBm	2.454050000 GHz	-5.171 dBm	2.454350000 GHz	-5.171 dBm	2.454650000 GHz	-5.171 dBm	2.454950000 GHz	-5.171 dBm	2.455250000 GHz	-5.171 dBm	2.455550000 GHz	-5.171 dBm	2.455850000 GHz	-5.171 dBm	2.456150000 GHz	-5.171 dBm	2.456450000 GHz	-5.171 dBm	2.456750000 GHz	-5.171 dBm	2.457050000 GHz	-5.171 dBm	2.457350000 GHz	-5.171 dBm	2.457650000 GHz	-5.171 dBm	2.457950000 GHz	-5.171 dBm	2.458250000 GHz	-5.171 dBm	2.458550000 GHz	-5.171 dBm	2.458850000 GHz	-5.171 dBm	2.459150000 GHz	-5.171 dBm	2.459450000 GHz	-5.171 dBm	2.459750000 GHz	-5.171 dBm	2.460050000 GHz	-5.171 dBm	2.460350000 GHz	-5.171 dBm	2.460650000 GHz	-5.171 dBm	2.460950000 GHz	-5.171 dBm	2.461250000 GHz	-5.171 dBm	2.461550000 GHz	-5.171 dBm	2.461850000 GHz	-5.171 dBm	2.462150000 GHz	-5.171 dBm	2.462450000 GHz	-5.171 dBm	2.462750000 GHz	-5.171 dBm	2.463050000 GHz	-5.171 dBm	2.463350000 GHz	-5.171 dBm	2.463650000 GHz	-5.171 dBm	2.463950000 GHz	-5.171 dBm	2.464250000 GHz	-5.171 dBm	2.464550000 GHz	-5.171 dBm	2.464850000 GHz	-5.171 dBm	2.465150000 GHz	-5.171 dBm	2.465450000 GHz	-5.171 dBm	2.465750000 GHz	-5.171 dBm	2.466050000 GHz	-5.171 dBm	2.466350000 GHz	-5.171 dBm	2.466650000 GHz	-5.171 dBm	2.466950000 GHz	-5.171 dBm	2.467250000 GHz	-5.171 dBm	2.467550000 GHz	-5.171 dBm	2.467850000 GHz	-5.171 dBm	2.468150000 GHz	-5.171 dBm	2.468450000 GHz	-5.171 dBm	2.468750000 GHz	-5.171 dBm	2.469050000 GHz	-5.171 dBm	2.469350000 GHz	-5.171 dBm	2.469650000 GHz	-5.171 dBm	2.469950000 GHz	-5.171 dBm	2.470250000 GHz	-5.171 dBm	2.470550000 GHz	-5.171 dBm	2.470850000 GHz	-5.171 dBm	2.471150000 GHz	-5.171 dBm	2.471450000 GHz	-5.171 dBm	2.471750000 GHz	-5.171 dBm	2.472050000 GHz	-5.171 dBm	2.472350000 GHz	-5.171 dBm	2.472650000 GHz	-5.171 dBm	2.472950000 GHz	-5.171 dBm	2.473250000 GHz	-5.171 dBm	2.473550000 GHz	-5.171 dBm	2.473850000 GHz	-5.171 dBm	2.474150000 GHz	-5.171 dBm	2.474450000 GHz	-5.171 dBm	2.474750000 GHz	-5.171 dBm	2.475050000 GHz	-5.171 dBm	2.475350000 GHz	-5.171 dBm	2.475650000 GHz	-5.171 dBm	2.475950000 GHz	-5.171 dBm	2.476250000 GHz	-5.171 dBm	2.476550000 GHz	-5.171 dBm	2.476850000 GHz	-5.171 dBm	2.477150000 GHz	-5.171 dBm	2.477450000 GHz	-5.171 dBm	2.477750000 GHz	-5.171 dBm	2.478050000 GHz	-5.171 dBm	2.478350000 GHz	-5.171 dBm	2.478650000 GHz	-5.171 dBm	2.478950000 GHz	-5.171 dBm	2.479250000 GHz	-5.171 dBm	2.479550000 GHz	-5.171 dBm	2.479850000 GHz	-5.171 dBm	2.480150000 GHz	-5.171 dBm	2.480450000 GHz	-5.171 dBm	2.480750000 GHz	-5.171 dBm	2.481050000 GHz	-5.171 dBm	2.481350000 GHz	-5.171 dBm	2.481650000 GHz	-5.171 dBm	2.481950000 GHz	-5.171 dBm	2.482250000 GHz	-5.171 dBm	2.482550000 GHz	-5.171 dBm	2.482850000 GHz	-5.171 dBm	2.483150000 GHz	-5.171 dBm
Freq	Power																																																																																																																																																																																																																																																																																									
2.441750000 GHz	-5.171 dBm																																																																																																																																																																																																																																																																																									
2.442050000 GHz	-5.171 dBm																																																																																																																																																																																																																																																																																									
2.442350000 GHz	-5.171 dBm																																																																																																																																																																																																																																																																																									
2.442650000 GHz	-5.171 dBm																																																																																																																																																																																																																																																																																									
2.442950000 GHz	-5.171 dBm																																																																																																																																																																																																																																																																																									
2.443250000 GHz	-5.171 dBm																																																																																																																																																																																																																																																																																									
2.443550000 GHz	-5.171 dBm																																																																																																																																																																																																																																																																																									
2.443850000 GHz	-5.171 dBm																																																																																																																																																																																																																																																																																									
2.444150000 GHz	-5.171 dBm																																																																																																																																																																																																																																																																																									
2.444450000 GHz	-5.171 dBm																																																																																																																																																																																																																																																																																									
2.444750000 GHz	-5.171 dBm																																																																																																																																																																																																																																																																																									
2.445050000 GHz	-5.171 dBm																																																																																																																																																																																																																																																																																									
2.445350000 GHz	-5.171 dBm																																																																																																																																																																																																																																																																																									
2.445650000 GHz	-5.171 dBm																																																																																																																																																																																																																																																																																									
2.445950000 GHz	-5.171 dBm																																																																																																																																																																																																																																																																																									
2.446250000 GHz	-5.171 dBm																																																																																																																																																																																																																																																																																									
2.446550000 GHz	-5.171 dBm																																																																																																																																																																																																																																																																																									
2.446850000 GHz	-5.171 dBm																																																																																																																																																																																																																																																																																									
2.447150000 GHz	-5.171 dBm																																																																																																																																																																																																																																																																																									
2.447450000 GHz	-5.171 dBm																																																																																																																																																																																																																																																																																									
2.447750000 GHz	-5.171 dBm																																																																																																																																																																																																																																																																																									
2.448050000 GHz	-5.171 dBm																																																																																																																																																																																																																																																																																									
2.448350000 GHz	-5.171 dBm																																																																																																																																																																																																																																																																																									
2.448650000 GHz	-5.171 dBm																																																																																																																																																																																																																																																																																									
2.448950000 GHz	-5.171 dBm																																																																																																																																																																																																																																																																																									
2.449250000 GHz	-5.171 dBm																																																																																																																																																																																																																																																																																									
2.449550000 GHz	-5.171 dBm																																																																																																																																																																																																																																																																																									
2.449850000 GHz	-5.171 dBm																																																																																																																																																																																																																																																																																									
2.450150000 GHz	-5.171 dBm																																																																																																																																																																																																																																																																																									
2.450450000 GHz	-5.171 dBm																																																																																																																																																																																																																																																																																									
2.450750000 GHz	-5.171 dBm																																																																																																																																																																																																																																																																																									
2.451050000 GHz	-5.171 dBm																																																																																																																																																																																																																																																																																									
2.451350000 GHz	-5.171 dBm																																																																																																																																																																																																																																																																																									
2.451650000 GHz	-5.171 dBm																																																																																																																																																																																																																																																																																									
2.451950000 GHz	-5.171 dBm																																																																																																																																																																																																																																																																																									
2.452250000 GHz	-5.171 dBm																																																																																																																																																																																																																																																																																									
2.452550000 GHz	-5.171 dBm																																																																																																																																																																																																																																																																																									
2.452850000 GHz	-5.171 dBm																																																																																																																																																																																																																																																																																									
2.453150000 GHz	-5.171 dBm																																																																																																																																																																																																																																																																																									
2.453450000 GHz	-5.171 dBm																																																																																																																																																																																																																																																																																									
2.453750000 GHz	-5.171 dBm																																																																																																																																																																																																																																																																																									
2.454050000 GHz	-5.171 dBm																																																																																																																																																																																																																																																																																									
2.454350000 GHz	-5.171 dBm																																																																																																																																																																																																																																																																																									
2.454650000 GHz	-5.171 dBm																																																																																																																																																																																																																																																																																									
2.454950000 GHz	-5.171 dBm																																																																																																																																																																																																																																																																																									
2.455250000 GHz	-5.171 dBm																																																																																																																																																																																																																																																																																									
2.455550000 GHz	-5.171 dBm																																																																																																																																																																																																																																																																																									
2.455850000 GHz	-5.171 dBm																																																																																																																																																																																																																																																																																									
2.456150000 GHz	-5.171 dBm																																																																																																																																																																																																																																																																																									
2.456450000 GHz	-5.171 dBm																																																																																																																																																																																																																																																																																									
2.456750000 GHz	-5.171 dBm																																																																																																																																																																																																																																																																																									
2.457050000 GHz	-5.171 dBm																																																																																																																																																																																																																																																																																									
2.457350000 GHz	-5.171 dBm																																																																																																																																																																																																																																																																																									
2.457650000 GHz	-5.171 dBm																																																																																																																																																																																																																																																																																									
2.457950000 GHz	-5.171 dBm																																																																																																																																																																																																																																																																																									
2.458250000 GHz	-5.171 dBm																																																																																																																																																																																																																																																																																									
2.458550000 GHz	-5.171 dBm																																																																																																																																																																																																																																																																																									
2.458850000 GHz	-5.171 dBm																																																																																																																																																																																																																																																																																									
2.459150000 GHz	-5.171 dBm																																																																																																																																																																																																																																																																																									
2.459450000 GHz	-5.171 dBm																																																																																																																																																																																																																																																																																									
2.459750000 GHz	-5.171 dBm																																																																																																																																																																																																																																																																																									
2.460050000 GHz	-5.171 dBm																																																																																																																																																																																																																																																																																									
2.460350000 GHz	-5.171 dBm																																																																																																																																																																																																																																																																																									
2.460650000 GHz	-5.171 dBm																																																																																																																																																																																																																																																																																									
2.460950000 GHz	-5.171 dBm																																																																																																																																																																																																																																																																																									
2.461250000 GHz	-5.171 dBm																																																																																																																																																																																																																																																																																									
2.461550000 GHz	-5.171 dBm																																																																																																																																																																																																																																																																																									
2.461850000 GHz	-5.171 dBm																																																																																																																																																																																																																																																																																									
2.462150000 GHz	-5.171 dBm																																																																																																																																																																																																																																																																																									
2.462450000 GHz	-5.171 dBm																																																																																																																																																																																																																																																																																									
2.462750000 GHz	-5.171 dBm																																																																																																																																																																																																																																																																																									
2.463050000 GHz	-5.171 dBm																																																																																																																																																																																																																																																																																									
2.463350000 GHz	-5.171 dBm																																																																																																																																																																																																																																																																																									
2.463650000 GHz	-5.171 dBm																																																																																																																																																																																																																																																																																									
2.463950000 GHz	-5.171 dBm																																																																																																																																																																																																																																																																																									
2.464250000 GHz	-5.171 dBm																																																																																																																																																																																																																																																																																									
2.464550000 GHz	-5.171 dBm																																																																																																																																																																																																																																																																																									
2.464850000 GHz	-5.171 dBm																																																																																																																																																																																																																																																																																									
2.465150000 GHz	-5.171 dBm																																																																																																																																																																																																																																																																																									
2.465450000 GHz	-5.171 dBm																																																																																																																																																																																																																																																																																									
2.465750000 GHz	-5.171 dBm																																																																																																																																																																																																																																																																																									
2.466050000 GHz	-5.171 dBm																																																																																																																																																																																																																																																																																									
2.466350000 GHz	-5.171 dBm																																																																																																																																																																																																																																																																																									
2.466650000 GHz	-5.171 dBm																																																																																																																																																																																																																																																																																									
2.466950000 GHz	-5.171 dBm																																																																																																																																																																																																																																																																																									
2.467250000 GHz	-5.171 dBm																																																																																																																																																																																																																																																																																									
2.467550000 GHz	-5.171 dBm																																																																																																																																																																																																																																																																																									
2.467850000 GHz	-5.171 dBm																																																																																																																																																																																																																																																																																									
2.468150000 GHz	-5.171 dBm																																																																																																																																																																																																																																																																																									
2.468450000 GHz	-5.171 dBm																																																																																																																																																																																																																																																																																									
2.468750000 GHz	-5.171 dBm																																																																																																																																																																																																																																																																																									
2.469050000 GHz	-5.171 dBm																																																																																																																																																																																																																																																																																									
2.469350000 GHz	-5.171 dBm																																																																																																																																																																																																																																																																																									
2.469650000 GHz	-5.171 dBm																																																																																																																																																																																																																																																																																									
2.469950000 GHz	-5.171 dBm																																																																																																																																																																																																																																																																																									
2.470250000 GHz	-5.171 dBm																																																																																																																																																																																																																																																																																									
2.470550000 GHz	-5.171 dBm																																																																																																																																																																																																																																																																																									
2.470850000 GHz	-5.171 dBm																																																																																																																																																																																																																																																																																									
2.471150000 GHz	-5.171 dBm																																																																																																																																																																																																																																																																																									
2.471450000 GHz	-5.171 dBm																																																																																																																																																																																																																																																																																									
2.471750000 GHz	-5.171 dBm																																																																																																																																																																																																																																																																																									
2.472050000 GHz	-5.171 dBm																																																																																																																																																																																																																																																																																									
2.472350000 GHz	-5.171 dBm																																																																																																																																																																																																																																																																																									
2.472650000 GHz	-5.171 dBm																																																																																																																																																																																																																																																																																									
2.472950000 GHz	-5.171 dBm																																																																																																																																																																																																																																																																																									
2.473250000 GHz	-5.171 dBm																																																																																																																																																																																																																																																																																									
2.473550000 GHz	-5.171 dBm																																																																																																																																																																																																																																																																																									
2.473850000 GHz	-5.171 dBm																																																																																																																																																																																																																																																																																									
2.474150000 GHz	-5.171 dBm																																																																																																																																																																																																																																																																																									
2.474450000 GHz	-5.171 dBm																																																																																																																																																																																																																																																																																									
2.474750000 GHz	-5.171 dBm																																																																																																																																																																																																																																																																																									
2.475050000 GHz	-5.171 dBm																																																																																																																																																																																																																																																																																									
2.475350000 GHz	-5.171 dBm																																																																																																																																																																																																																																																																																									
2.475650000 GHz	-5.171 dBm																																																																																																																																																																																																																																																																																									
2.475950000 GHz	-5.171 dBm																																																																																																																																																																																																																																																																																									
2.476250000 GHz	-5.171 dBm																																																																																																																																																																																																																																																																																									
2.476550000 GHz	-5.171 dBm																																																																																																																																																																																																																																																																																									
2.476850000 GHz	-5.171 dBm																																																																																																																																																																																																																																																																																									
2.477150000 GHz	-5.171 dBm																																																																																																																																																																																																																																																																																									
2.477450000 GHz	-5.171 dBm																																																																																																																																																																																																																																																																																									
2.477750000 GHz	-5.171 dBm																																																																																																																																																																																																																																																																																									
2.478050000 GHz	-5.171 dBm																																																																																																																																																																																																																																																																																									
2.478350000 GHz	-5.171 dBm																																																																																																																																																																																																																																																																																									
2.478650000 GHz	-5.171 dBm																																																																																																																																																																																																																																																																																									
2.478950000 GHz	-5.171 dBm																																																																																																																																																																																																																																																																																									
2.479250000 GHz	-5.171 dBm																																																																																																																																																																																																																																																																																									
2.479550000 GHz	-5.171 dBm																																																																																																																																																																																																																																																																																									
2.479850000 GHz	-5.171 dBm																																																																																																																																																																																																																																																																																									
2.480150000 GHz	-5.171 dBm																																																																																																																																																																																																																																																																																									
2.480450000 GHz	-5.171 dBm																																																																																																																																																																																																																																																																																									
2.480750000 GHz	-5.171 dBm																																																																																																																																																																																																																																																																																									
2.481050000 GHz	-5.171 dBm																																																																																																																																																																																																																																																																																									
2.481350000 GHz	-5.171 dBm																																																																																																																																																																																																																																																																																									
2.481650000 GHz	-5.171 dBm																																																																																																																																																																																																																																																																																									
2.481950000 GHz	-5.171 dBm																																																																																																																																																																																																																																																																																									
2.482250000 GHz	-5.171 dBm																																																																																																																																																																																																																																																																																									
2.482550000 GHz	-5.171 dBm																																																																																																																																																																																																																																																																																									
2.482850000 GHz	-5.171 dBm																																																																																																																																																																																																																																																																																									
2.483150000 GHz	-5.171 dBm																																																																																																																																																																																																																																																																																									



**5 Dwell Time**

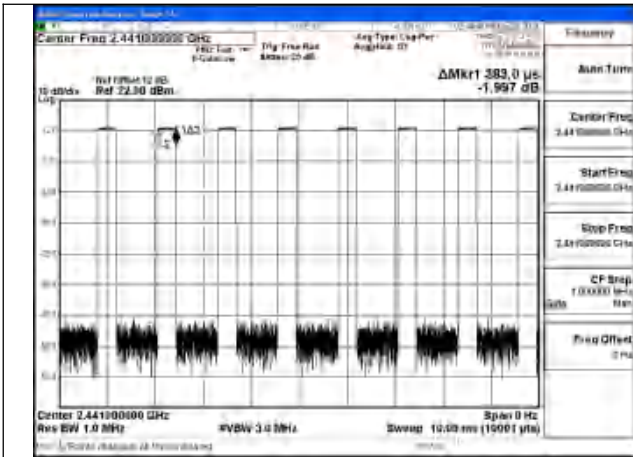
Test Mode	Packet type	Time slot length( $\mu$ S)	Dwell time	Dwell time(ms)
GFSK(DH1)	DH1	383	Time slot length *31.6*16000/2/79	122.6
GFSK(DH3)	DH3	1620	Time slot length *31.6*16000/4/79	259.2
GFSK(DH5)	DH5	2850	Time slot length *31.6*16000/6/79	304.0

Test Mode	Packet type	Time slot length( $\mu$ S)	Dwell time	Dwell time(ms)
$\pi$ /4DQPSK(2DH1)	2DH1	387	Time slot length *31.6*16000/2/79	123.8
$\pi$ /4DQPSK(2DH3)	2DH3	1610	Time slot length *31.6*16000/4/79	257.6
$\pi$ /4DQPSK(2DH5)	2DH5	2860	Time slot length *31.6*16000/6/79	305.1

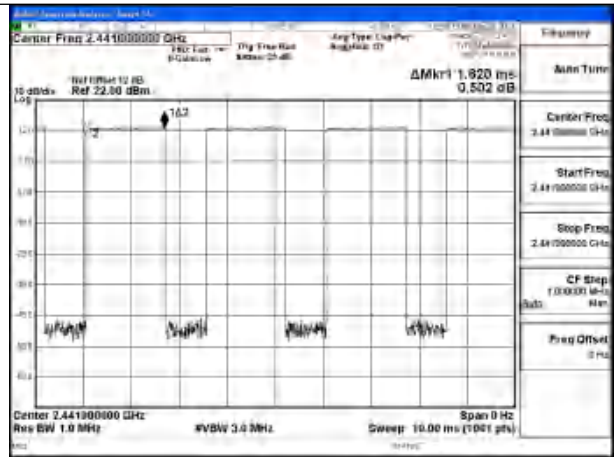
Test Mode	Packet type	Time slot length( $\mu$ S)	Dwell time	Dwell time(ms)
8DPSK(3DH1)	3DH1	370	Time slot length *31.6*16000/2/79	118.4
8DPSK(3DH3)	3DH3	1610	Time slot length *31.6*16000/4/79	257.6
8DPSK(3DH5)	3DH5	2860	Time slot length *31.6*16000/6/79	305.1



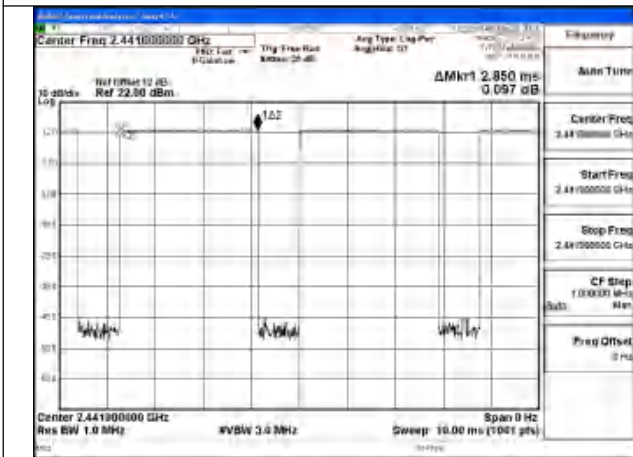
Test Mode: GFSK(DH5)



Test Mode:GFSK(DH1) 2441MHz



Test Mode:GFSK(DH3) 2441MHz

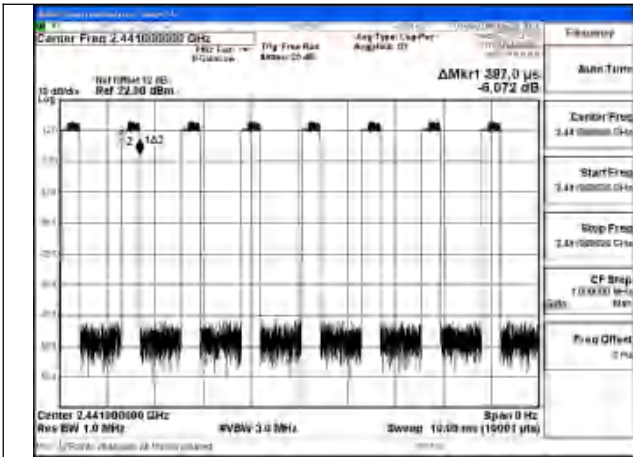


Test Mode:GFSK(DH5) 2441MHz

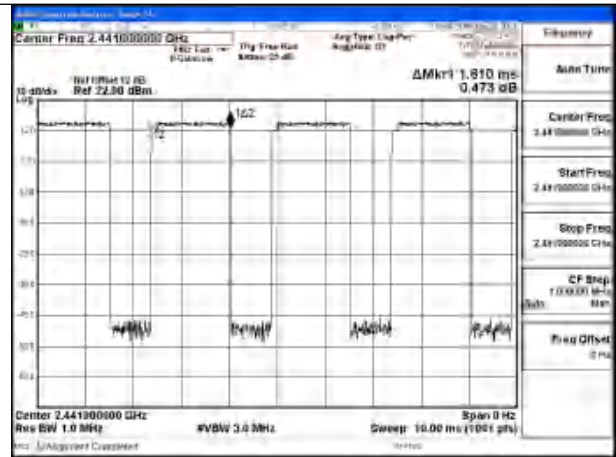




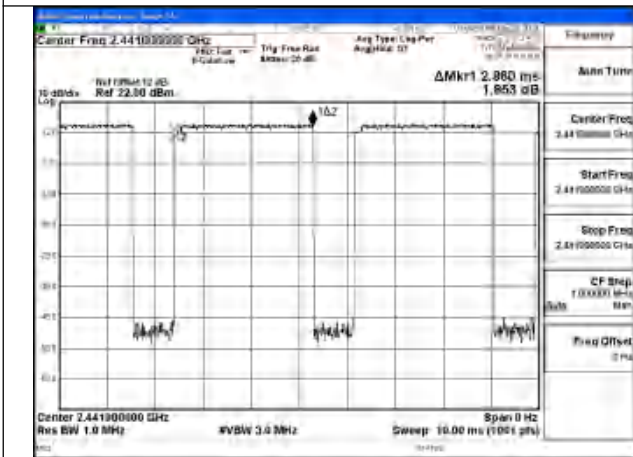
Test Mode:  $\pi/4$ DQPSK(2DH5)




Test Mode: $\pi/4$ DQPSK(2DH1) 2441MHz



Test Mode: $\pi/4$ DQPSK(2DH3) 2441MHz



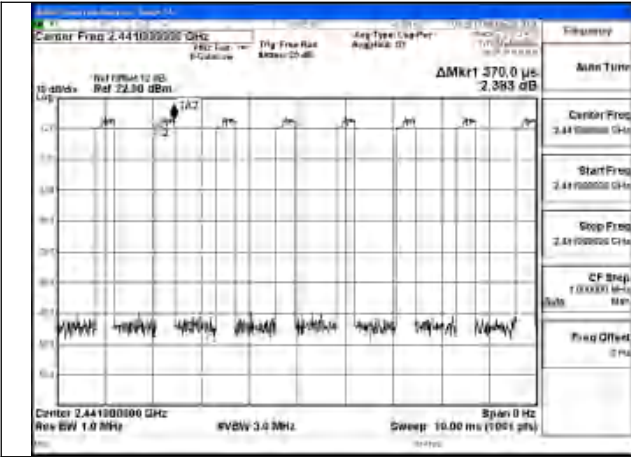
Test Mode: $\pi/4$ DQPSK(2DH5) 2441MHz



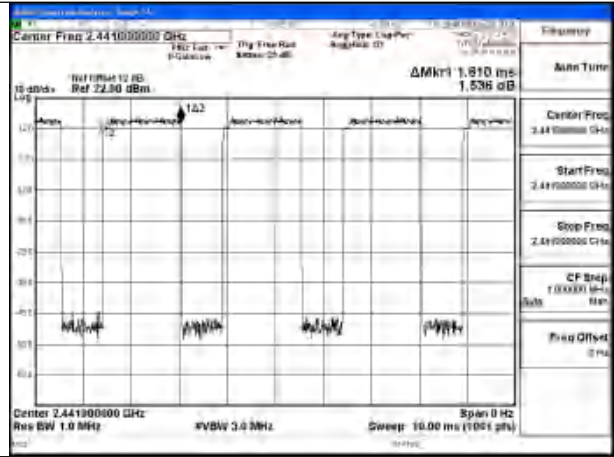




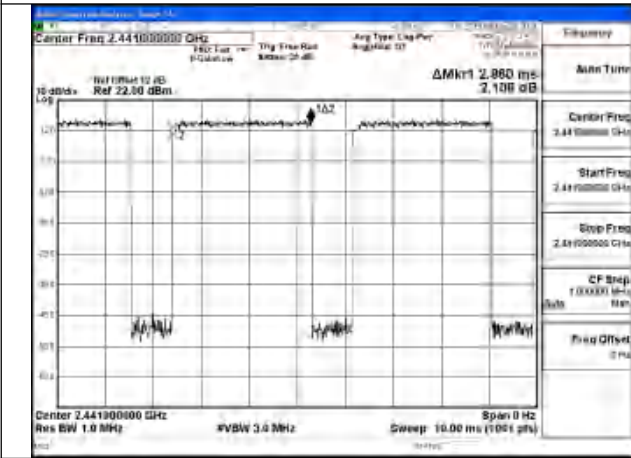
Test Mode: 8DPSK(3DH5)



Test Mode:8DPSK(3DH1) 2441MHz



Test Mode:8DPSK(3DH3) 2441MHz



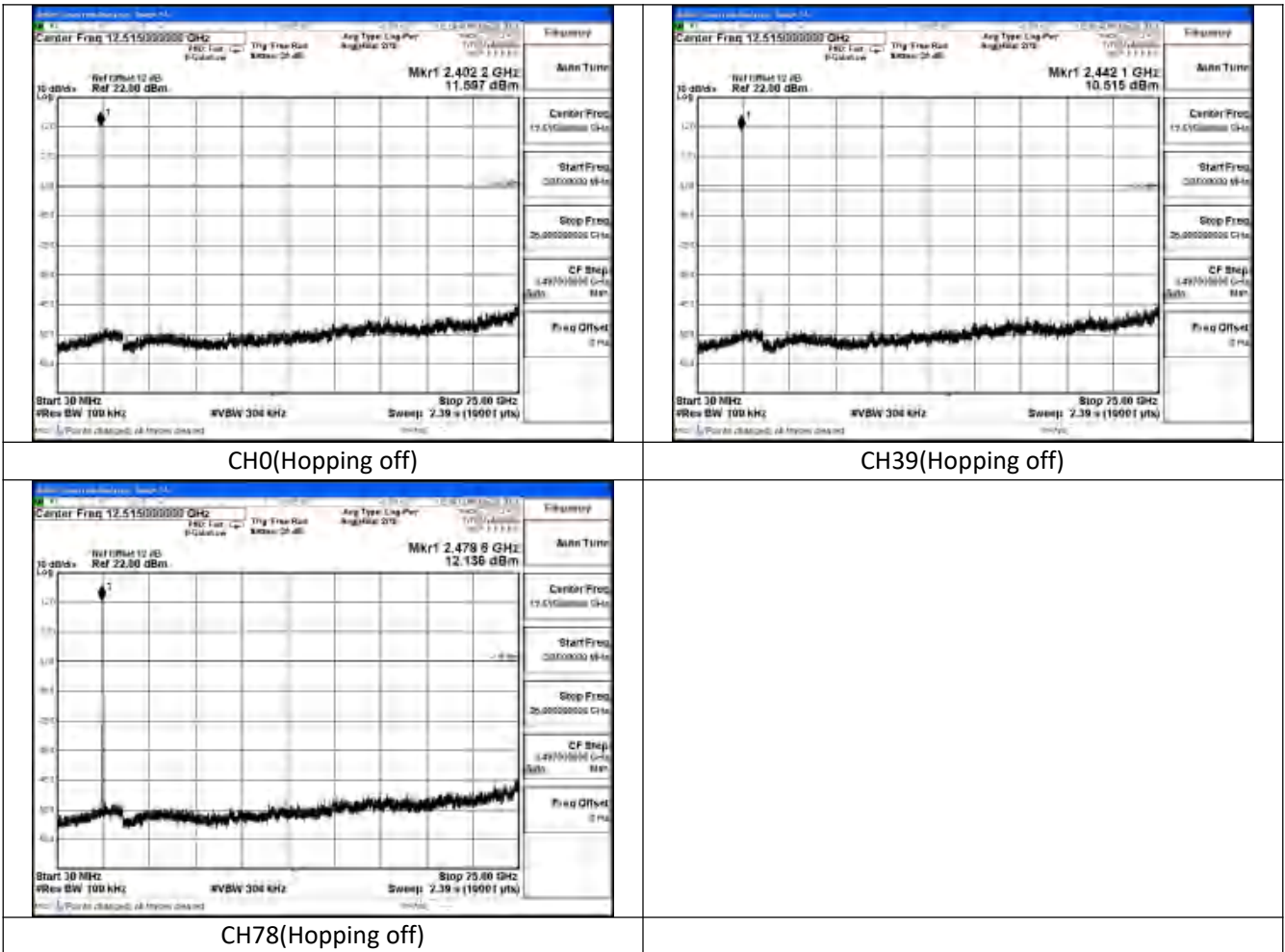
Test Mode:8DPSK(3DH5) 2441MHz





### 6 Conducted Out of band emission measurement

Test Mode: GFSK





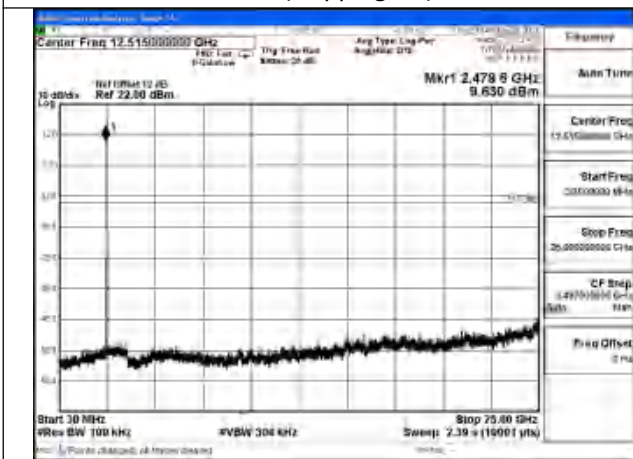
Test Mode:  $\pi$ /4DQPSK




CH0(Hopping off)



CH39(Hopping off)

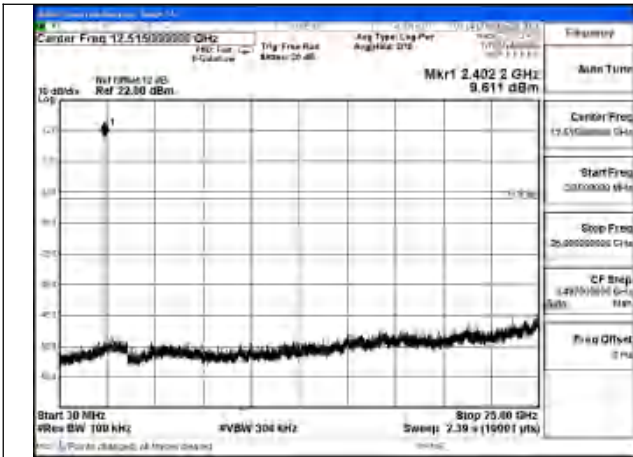


CH78(Hopping off)

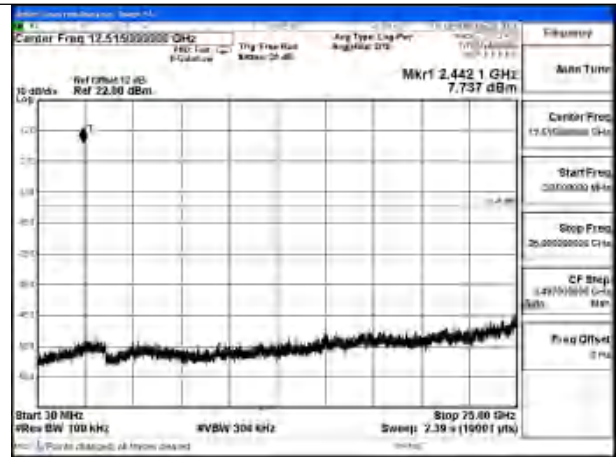




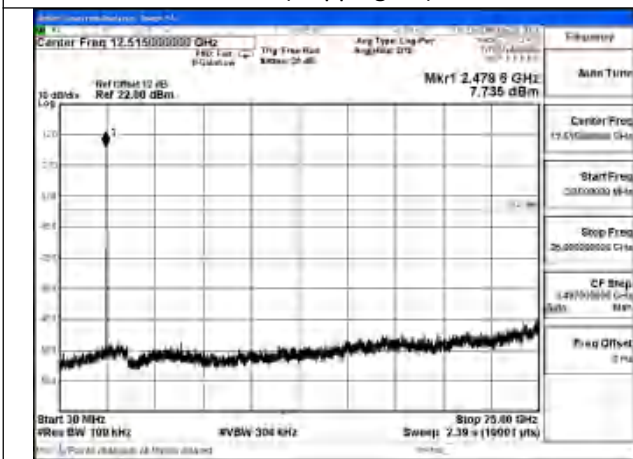
Test Mode: 8DPSK




CH0(Hopping off)



CH39(Hopping off)



CH78(Hopping off)





### 7 Band Edge measurement

Test Mode: GFSK



CH0(Hopping off)



CH0(Hopping on)



CH78(Hopping off)



CH78(Hopping on)





Test Mode:  $\pi$  /4DQPSK



CH0(Hopping off)



CH0(Hopping on)



CH78(Hopping off)



CH78(Hopping on)



Test Mode: 8DPSK



CH0(Hopping off)



CH0(Hopping on)



CH78(Hopping off)



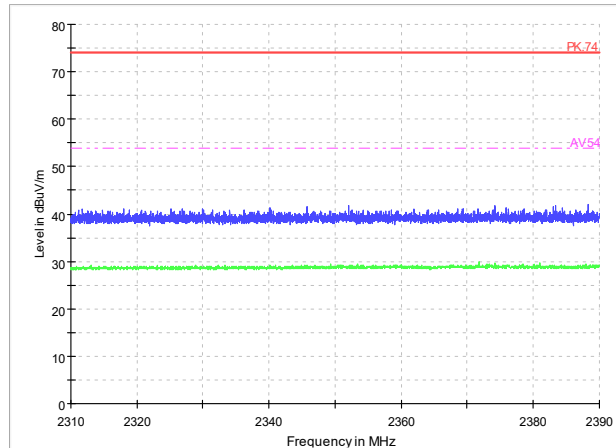
CH78(Hopping on)

## **APPENDIX B – TEST DATA OF RADIATED EMISSION**

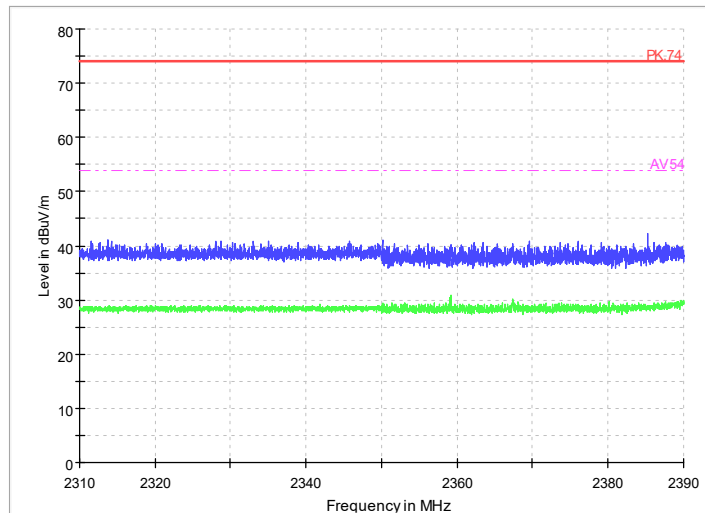
Note: The worst channel results are reflected in the report.

Note: The scanned graph represents the maximum of both horizontal and vertical polarizations and is not a single horizontal or vertical polarization scan.

### **Radiated Emission Band Edge**

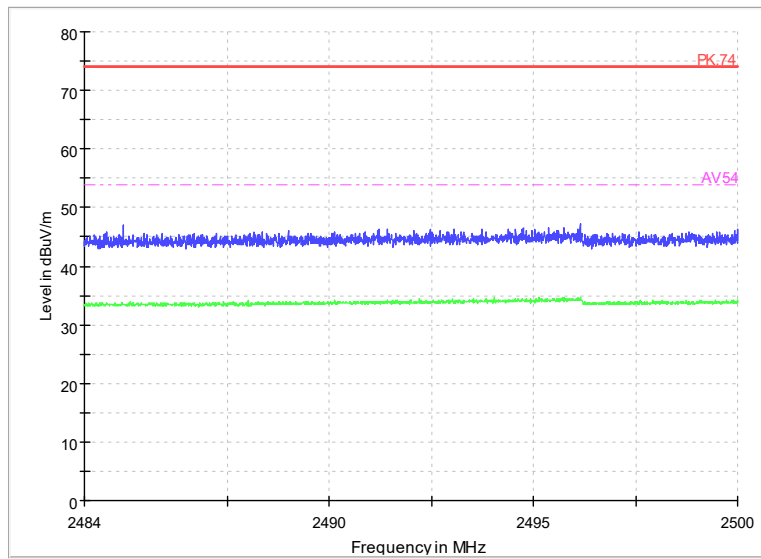


Carrier frequency (MHz): 2402  
Channel No.:0  
Test Mode: GFSK  
Polarity: Vertical

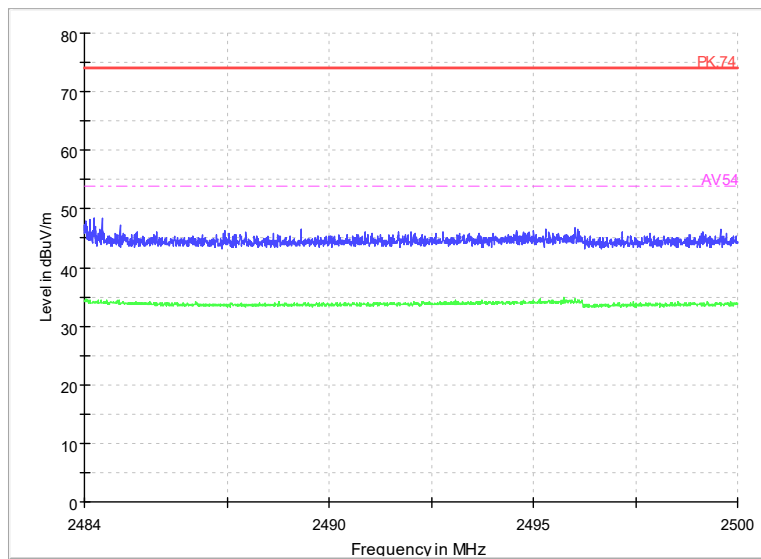


Carrier frequency (MHz): 2402  
Channel No.:0  
Test Mode: GFSK  
Polarity: Horizontal

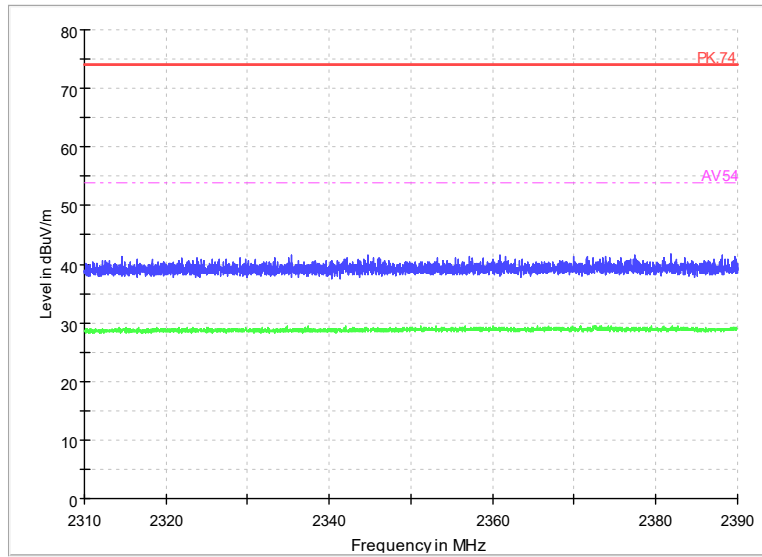




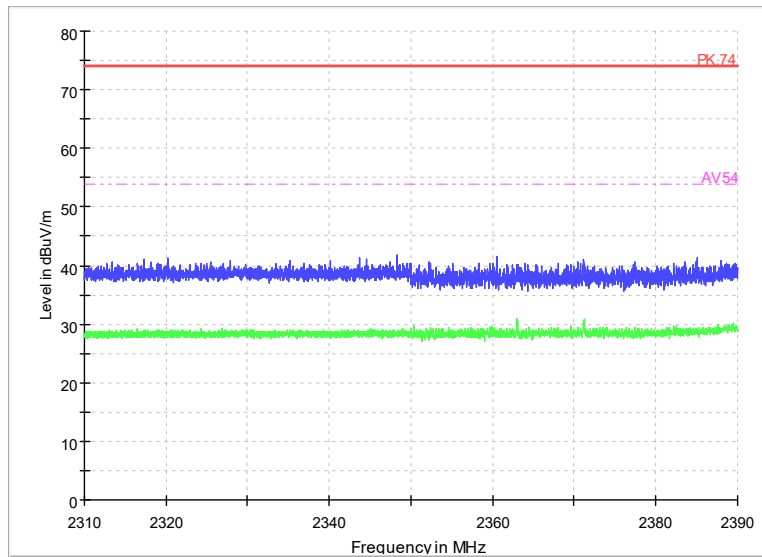
Carrier frequency (MHz): 2480  
Channel No.:78  
Test Mode: GFSK  
Polarity: Vertical



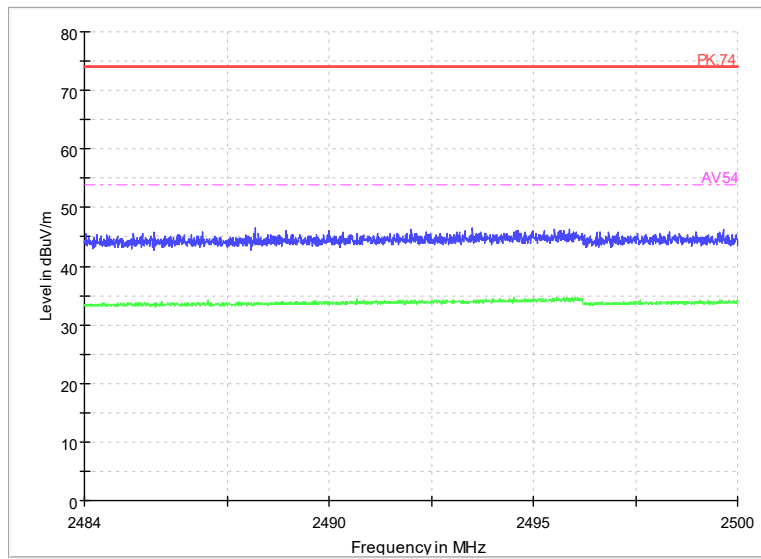
Carrier frequency (MHz): 2480  
Channel No.:78  
Test Mode: GFSK  
Polarity: Horizontal



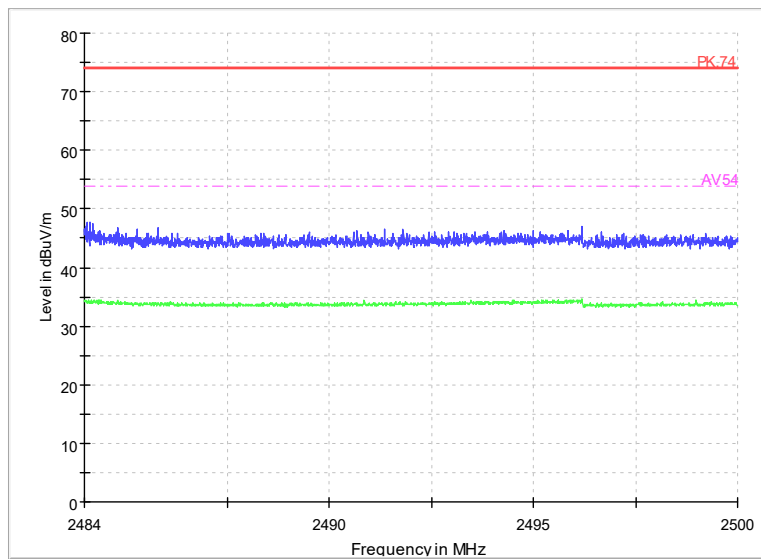
Carrier frequency (MHz): 2402  
Channel No.:0  
Test Mode:  $\pi/4$ DQPSK  
Polarity: Vertical



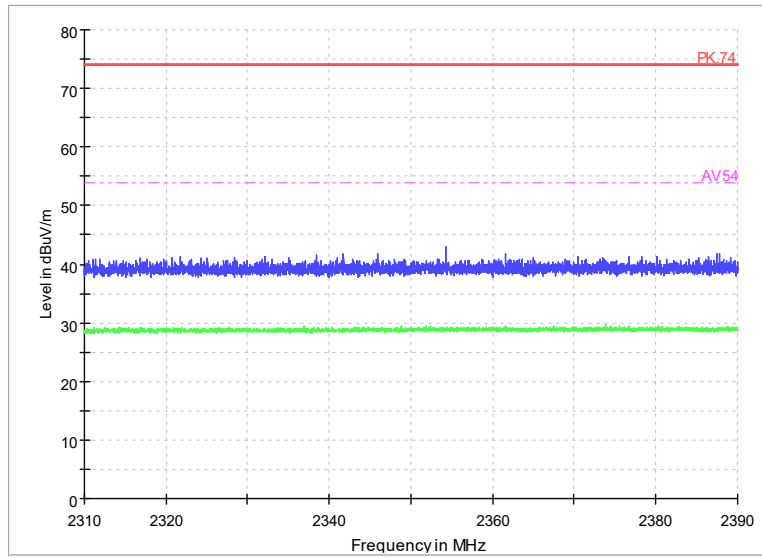
Carrier frequency (MHz): 2402  
Channel No.:0  
Test Mode:  $\pi/4$ DQPSK  
Polarity: Horizontal



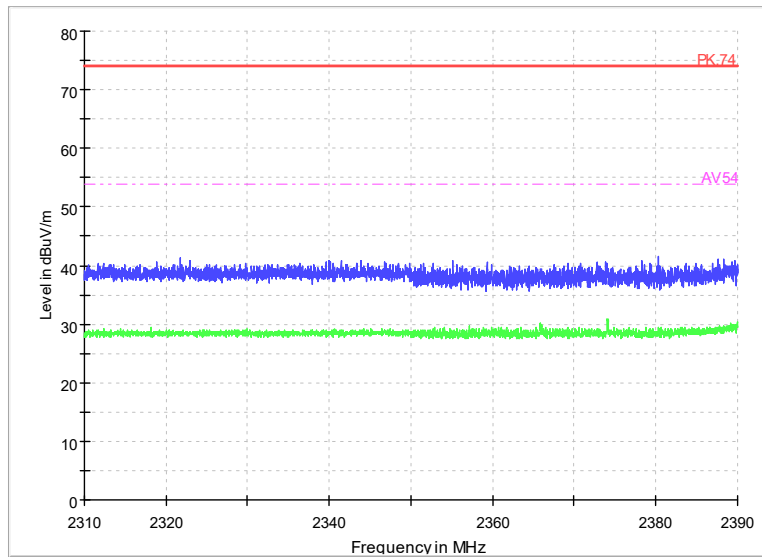
Carrier frequency (MHz): 2480  
Channel No.:78  
Test Mode:  $\pi/4$ DQPSK  
Polarity: Vertical



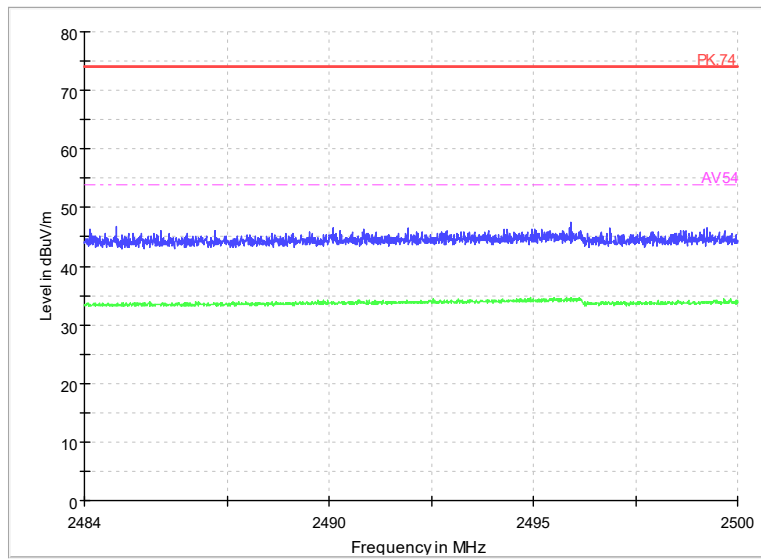
Carrier frequency (MHz): 2480  
Channel No.:78  
Test Mode:  $\pi/4$ DQPSK  
Polarity: Horizontal



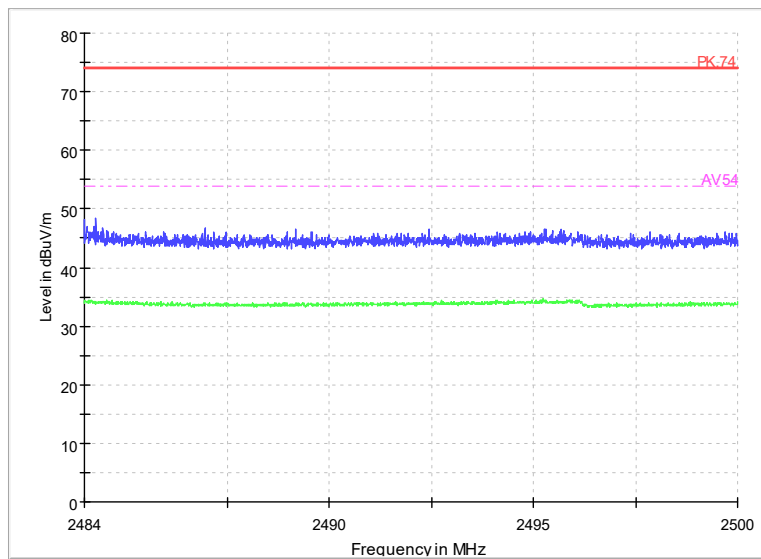
Carrier frequency (MHz): 2402  
Channel No.:0  
Test Mode: 8DPSK  
Polarity: Vertical



Carrier frequency (MHz): 2402  
Channel No.:0  
Test Mode: 8DPSK  
Polarity: Horizontal



Carrier frequency (MHz): 2480  
Channel No.:78  
Test Mode: 8DPSK  
Polarity: Vertical



Carrier frequency (MHz): 2480  
Channel No.:78  
Test Mode: 8DPSK  
Polarity: Horizontal

### Sample Calculations

After comparison, the worst case attitude is EUT lay down.

Determining Spurious Emissions Levels

A “reference path loss” is established and the  $A_{Rpl}$  is the attenuation of “reference path loss”, and including the gain of receive antenna, the gain of the preamplifier, the cable loss.

The measurement results are obtained as described below:

$$\text{Result} = P_{\text{mea}} + A_{Rpl}$$

Sample calculation:  $(11.81 \text{ dB}\mu\text{V/m}) = (24.51 \text{ dB}\mu\text{V}) + (-12.7 \text{ dB/m})$ , the corresponding frequency is 30.2425 MHz.

For GFSK

Channel No.: 0

Frequency (MHz)	Result (dBuV/m)	ARpl (dB)	Pmea (dBuV/m)	Polarity	Limit (dBuV/m)	Margin (dB)
30.2425	11.81	-12.7	24.51	Vertical	40	28.19
81.0705	18.23	-23.7	41.93	Vertical	40	21.77
111.48	19.41	-21.6	41.01	Vertical	43.5	24.09
214.0575	10.07	-22	32.07	Vertical	43.5	33.43
521.596	11.03	-11.7	22.73	Vertical	46	34.97
923.7095	16.68	-4.4	21.08	Vertical	46	29.32

For  $\pi/4$ DQPSK

Channel No.: 0

Frequency (MHz)	Result (dBuV/m)	ARpl (dB)	Pmea (dBuV/m)	Polarity	Limit (dBuV/m)	Margin (dB)
30.7275	10.8	-12.9	23.7	Vertical	40	29.2
81.022	17.54	-23.7	41.24	Vertical	40	22.46
110.8495	17.9	-21.6	39.5	Vertical	43.5	25.6
215.173	10.32	-21.9	32.22	Vertical	43.5	33.18
549.144	11.06	-11.2	22.26	Vertical	46	34.94
926.571	16.93	-4.4	21.33	Vertical	46	29.07

For 8DPSK

Channel No.: 0

Frequency (MHz)	Result (dBuV/m)	ARpl (dB)	Pmea (dBuV/m)	Polarity	Limit (dBuV/m)	Margin (dB)
33.8315	10.73	-14.5	25.23	Vertical	40	29.27
81.0705	18.05	-23.7	41.75	Vertical	40	21.95
111.4315	18.58	-21.6	40.18	Vertical	43.5	24.92
230.693	12.44	-21.1	33.54	Vertical	46	33.56
551.084	10.9	-11.2	22.1	Vertical	46	35.1
908.2865	16.66	-4.6	21.26	Vertical	46	29.34

For GFSK

Channel No.: 39

Frequency (MHz)	Result (dBuV/m)	ARpl (dB)	Pmea (dBuV/m)	Polarity	Limit (dBuV/m)	Margin (dB)
35.432	10.21	-15.3	25.51	Vertical	40	29.79



81.022	17.76	-23.7	41.46	Vertical	40	22.24
109.3945	18.31	-21.7	40.01	Vertical	43.5	25.19
233.603	12.67	-21	33.67	Vertical	46	33.33
494.048	10.44	-12.2	22.64	Vertical	46	35.56
940.1995	16.99	-4.2	21.19	Vertical	46	29.01

For  $\pi/4$ DQPSK  
Channel No.:39

Frequency (MHz)	Result (dBuV/m)	ARpl (dB)	Pmea (dBuV/m)	Polarity	Limit (dBuV/m)	Margin (dB)
30.4365	11.49	-12.8	24.29	Vertical	40	28.51
81.022	18.11	-23.7	41.81	Vertical	40	21.89
109.831	18	-21.6	39.6	Vertical	43.5	25.5
227.783	12.43	-21.2	33.63	Vertical	46	33.57
538.28	11.09	-11.4	22.49	Vertical	46	34.91
946.5045	16.99	-4.1	21.09	Vertical	46	29.01

For 8DPSK  
Channel No.:39

Frequency (MHz)	Result (dBuV/m)	ARpl (dB)	Pmea (dBuV/m)	Polarity	Limit (dBuV/m)	Margin (dB)
30.4365	11.48	-12.8	24.28	Vertical	40	28.52
80.9735	16.53	-23.7	40.23	Vertical	40	23.47
109.3945	18.39	-21.7	40.09	Vertical	43.5	25.11
208.7225	9.48	-22.2	31.68	Vertical	43.5	34.02
531.199	11	-11.6	22.6	Vertical	46	35
949.5115	17.06	-4.1	21.16	Vertical	46	28.94

For GFSK  
Channel No.:78

Frequency (MHz)	Result (dBuV/m)	ARpl (dB)	Pmea (dBuV/m)	Polarity	Limit (dBuV/m)	Margin (dB)
30	12.32	-12.6	24.92	Vertical	40	27.68
81.0705	17.96	-23.7	41.66	Vertical	40	22.04
110.2675	17.95	-21.6	39.55	Vertical	43.5	25.55
229.626	12.68	-21.1	33.78	Vertical	46	33.32
531.587	11.12	-11.5	22.62	Vertical	46	34.88
918.132	16.76	-4.4	21.16	Vertical	46	29.24

For  $\pi/4$ DQPSK  
Channel No.:78

Frequency (MHz)	Result (dBuV/m)	ARpl (dB)	Pmea (dBuV/m)	Polarity	Limit (dBuV/m)	Margin (dB)
34.074	10.73	-14.6	25.33	Vertical	40	29.27
80.9735	15.71	-23.7	39.41	Vertical	40	24.29
109.637	17.62	-21.7	39.32	Vertical	43.5	25.88
229.0925	12.71	-21.2	33.91	Vertical	46	33.29

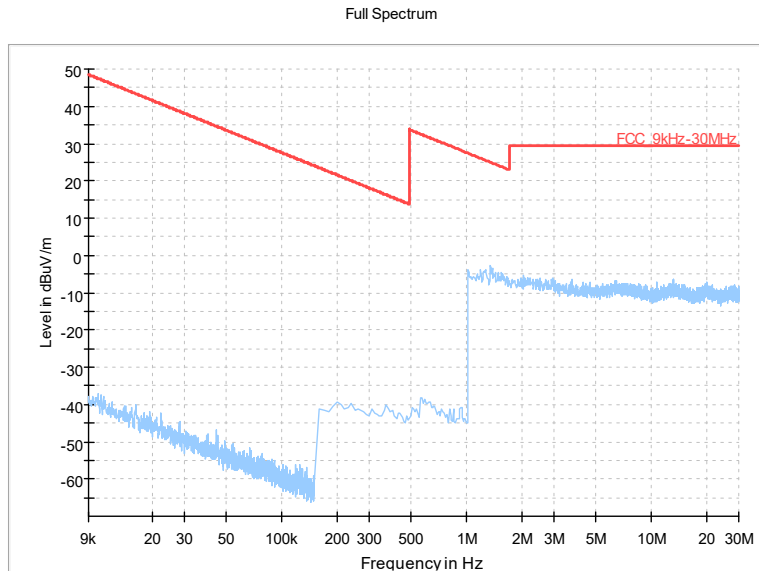




550.9385	10.92	-11.2	22.12	Vertical	46	35.08
913.379	16.68	-4.5	21.18	Vertical	46	29.32

For 8DPSK  
 Channel No.:78

Frequency (MHz)	Result (dBuV/m)	ARpl (dB)	Pmea (dBuV/m)	Polarity	Limit (dBuV/m)	Margin (dB)
30.194	11.88	-12.6	24.48	Vertical	40	28.12
80.9735	16.42	-23.7	40.12	Vertical	40	23.58
109.7825	17.53	-21.6	39.13	Vertical	43.5	25.97
233.1665	12.63	-21	33.63	Vertical	46	33.37
514.5635	10.95	-11.7	22.65	Vertical	46	35.05
951.4515	17.03	-4.1	21.13	Vertical	46	28.97



Frequency Range: 9kHz -30MHz

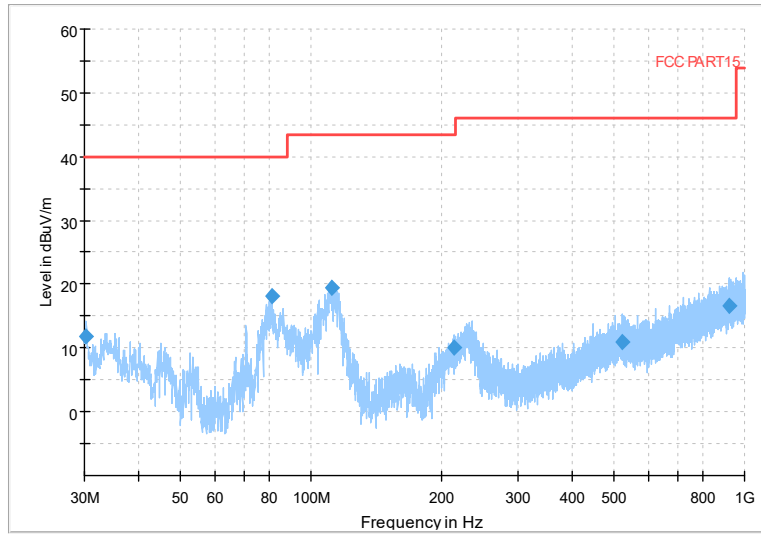
Detector: QP mode

Note: The relevant tests have been performed in order to verify in which mode would have the worst features, the result show above is the worst case.

Carrier frequency (MHz): 2402

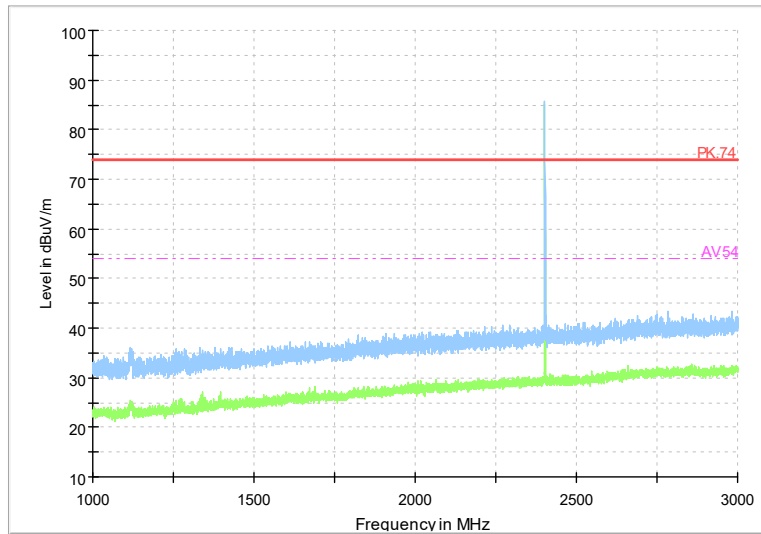
Channel No.:0

Full Spectrum



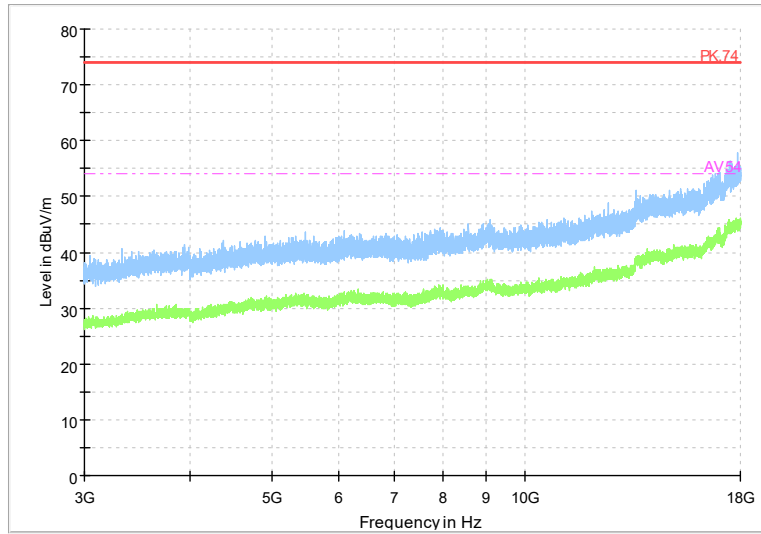
Frequency Range:30MHz-1GHz  
Detector: QP mode  
Modulation type: GFSK

Full Spectrum



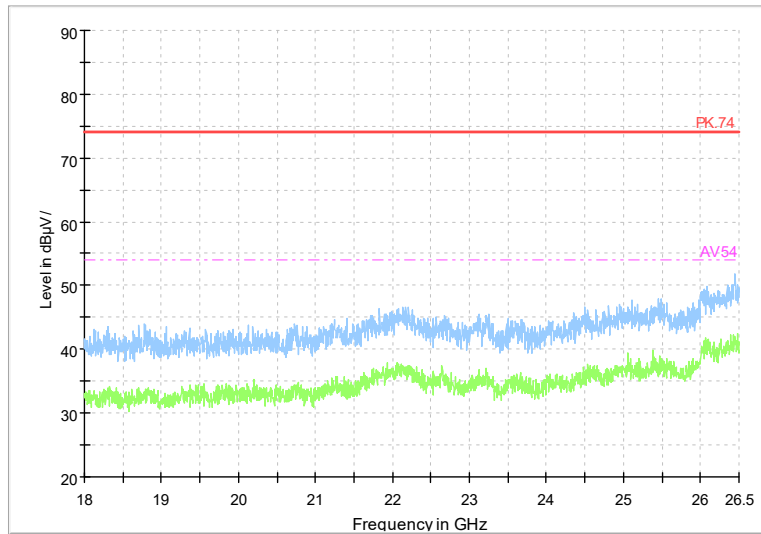
Frequency Range: 1GHz-3GHz  
Detector: Av mode and PK mode  
Modulation type: GFSK

Full Spectrum

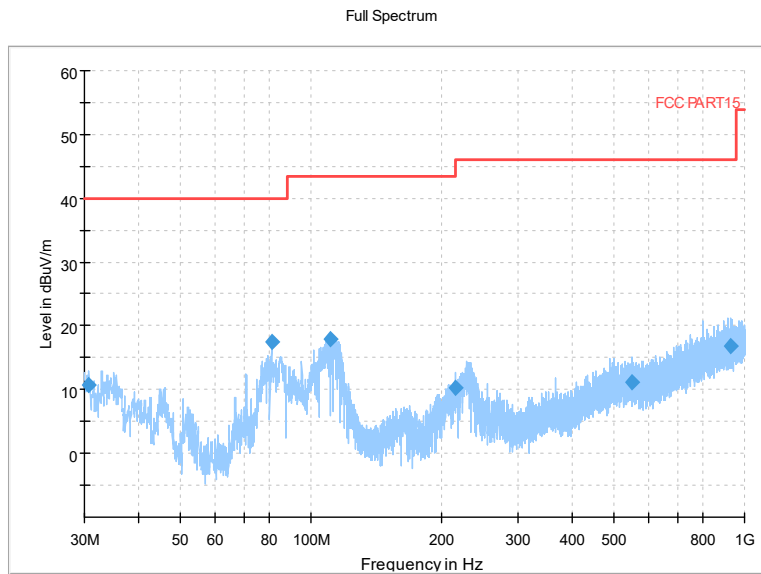


Frequency Range: 3GHz-18GHz  
Detector: Av mode and PK mode  
Modulation type: GFSK

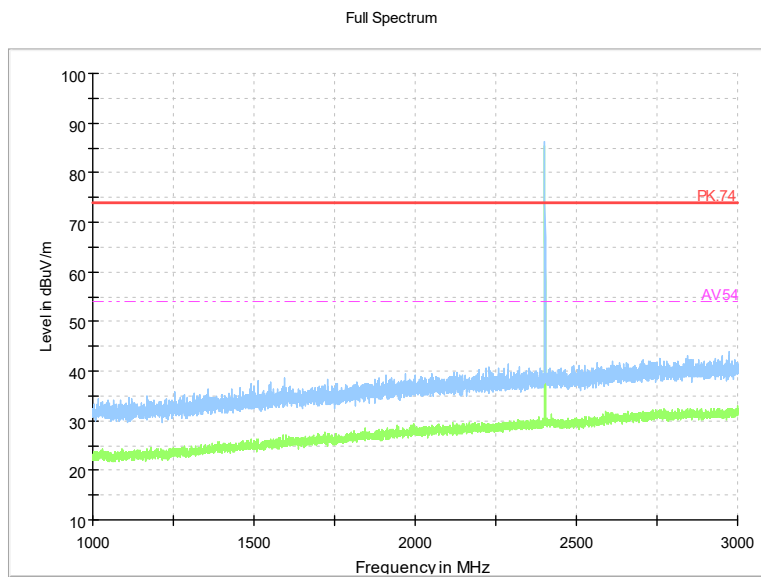
Full Spectrum



Frequency Range: 18GHz-26GHz  
Detector: Av mode and PK mode  
Modulation type: GFSK

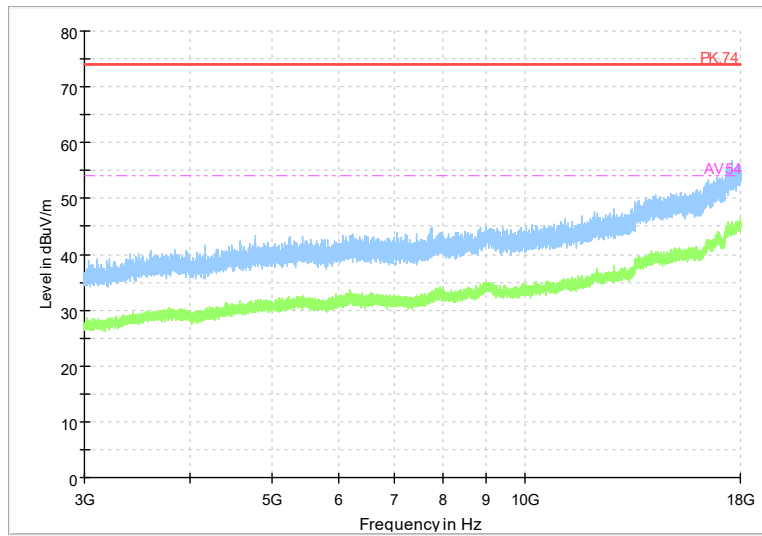


Frequency Range:30MHz-1GHz  
Detector: QP mode  
Modulation type:  $\pi/4$ DQPSK



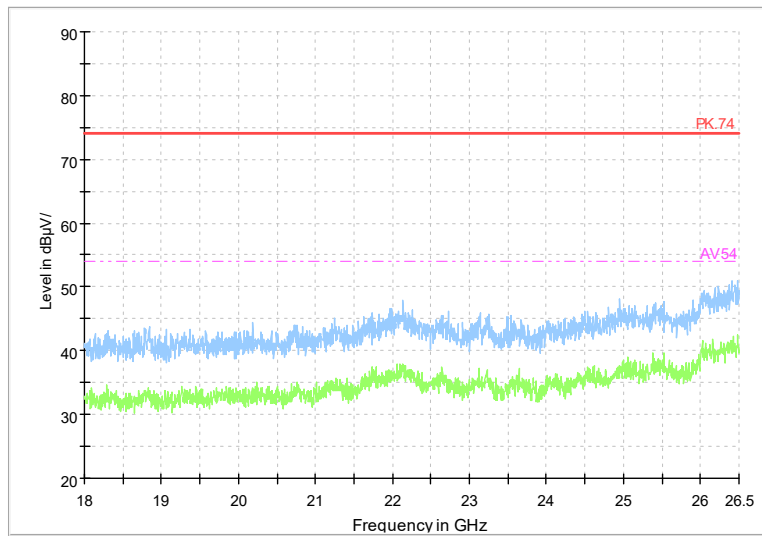
Frequency Range: 1GHz-3GHz  
Detector: Av mode and PK mode  
Modulation type:  $\pi/4$ DQPSK

Full Spectrum



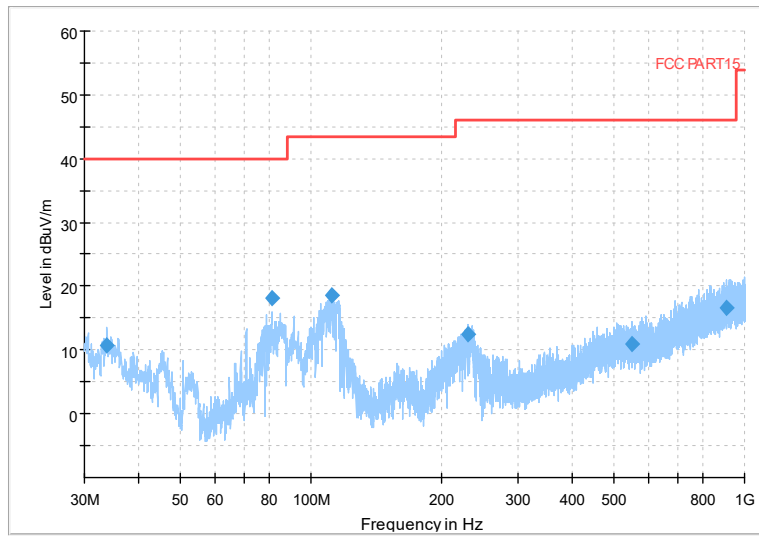
Frequency Range: 3GHz-18GHz  
 Detector: Av mode and PK mode  
 Modulation type:  $\pi/4$ DQPSK

Full Spectrum



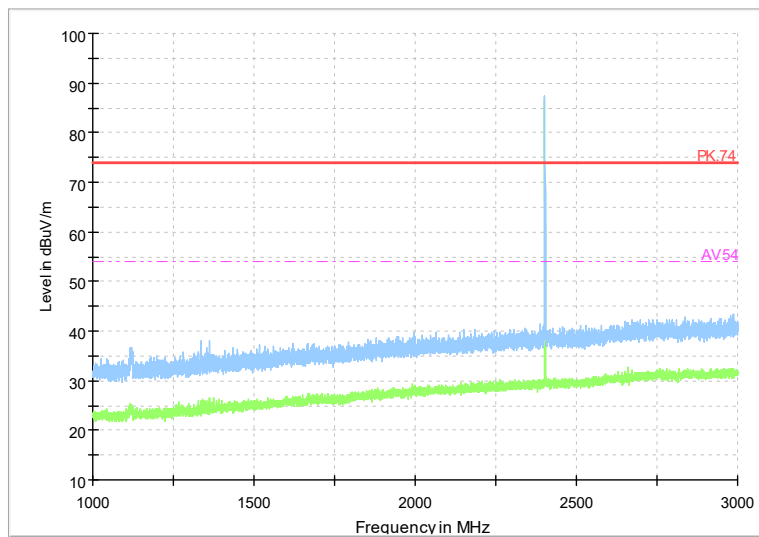
Frequency Range: 18GHz-26GHz  
 Detector: Av mode and PK mode  
 Modulation type:  $\pi/4$ DQPSK

Full Spectrum



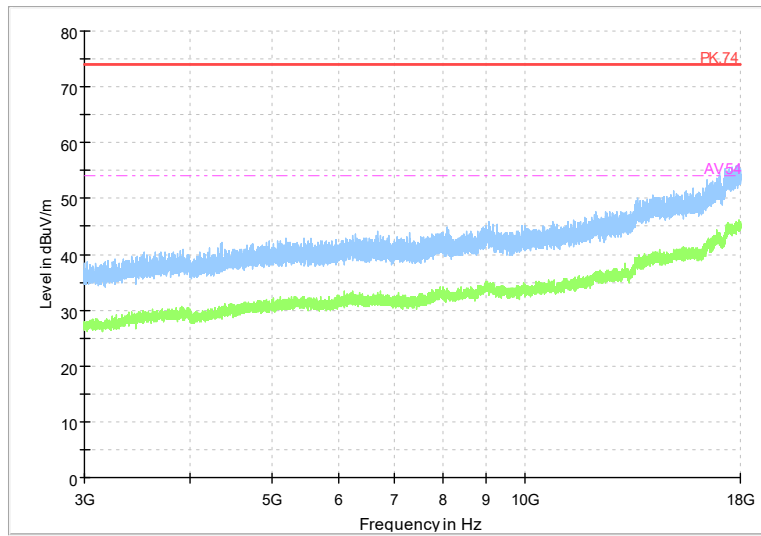
Frequency Range:30MHz-1GHz  
Detector: QP mode  
Modulation type: 8DPSK

Full Spectrum



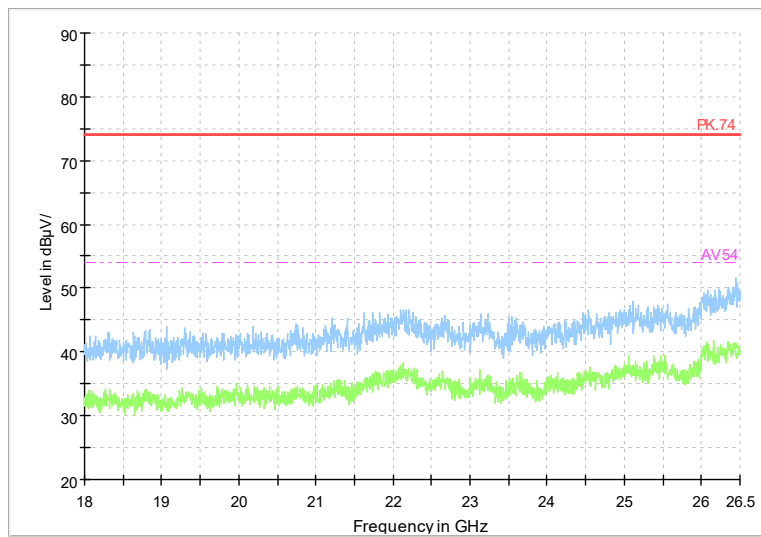
Frequency Range: 1GHz-3GHz  
Detector: Av mode and PK mode  
Modulation type: 8DPSK

Full Spectrum



Frequency Range: 3GHz-18GHz  
Detector: Av mode and PK mode  
Modulation type: 8DPSK

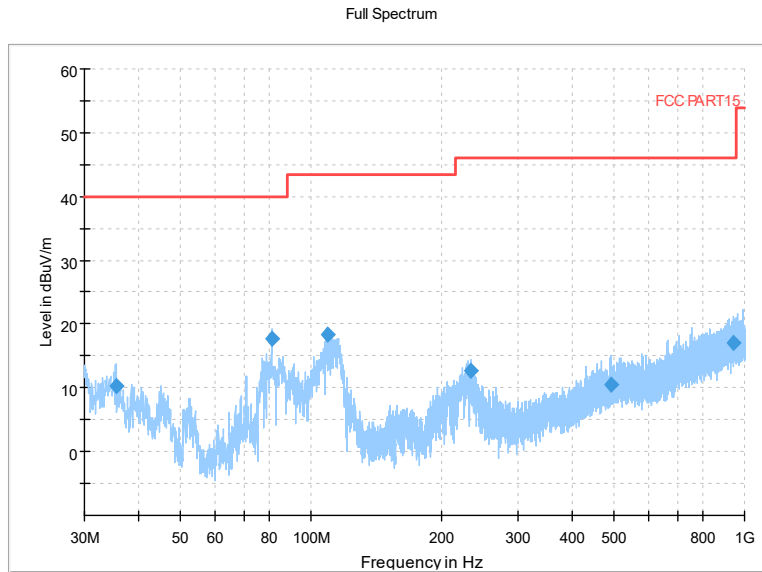
Full Spectrum



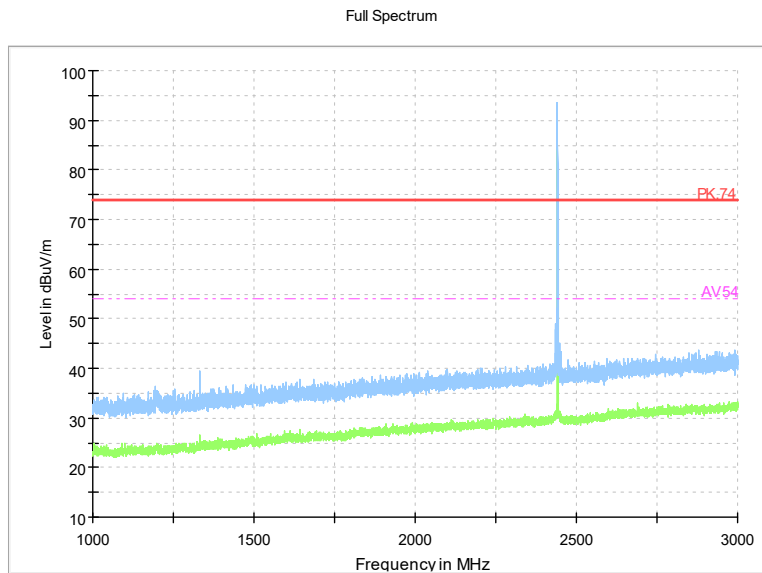
Frequency Range: 18GHz-26GHz  
Detector: Av mode and PK mode  
Modulation type: 8DPSK



Carrier frequency (MHz): 2440  
Channel No: 39

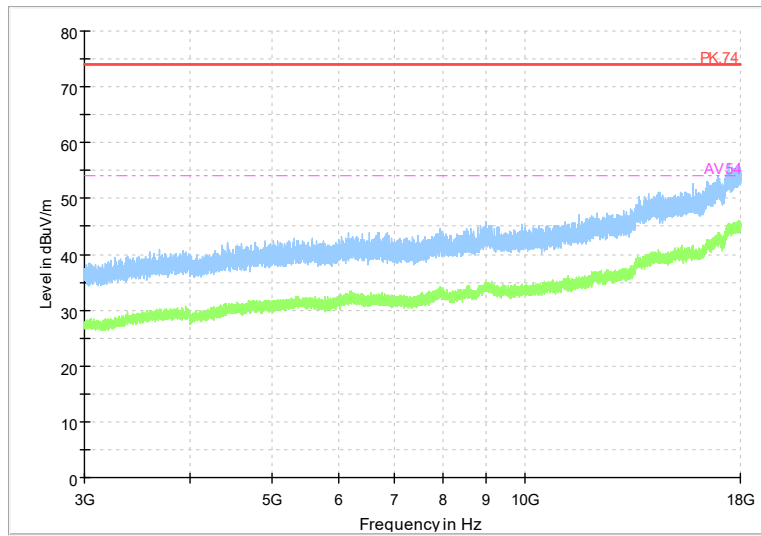


Frequency Range: 30MHz-1GHz  
Detector: QP mode  
Modulation type: GFSK



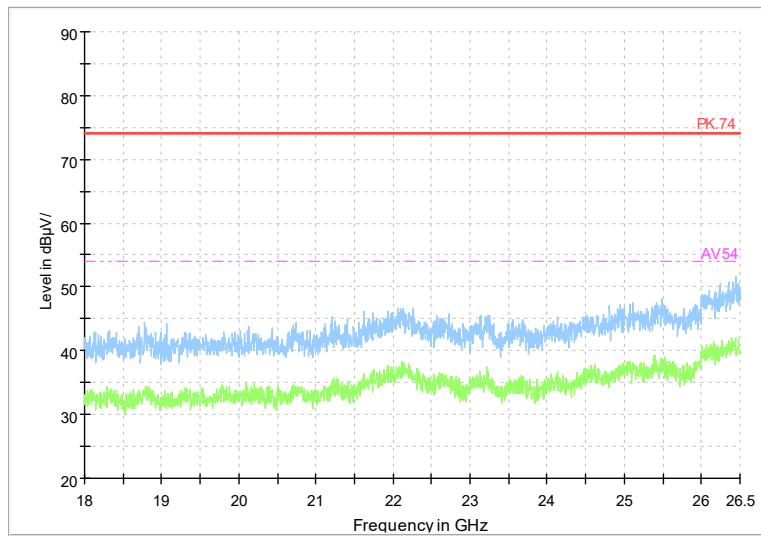
Frequency Range: 1GHz-3GHz  
Detector: Av mode and PK mode  
Modulation type: GFSK

Full Spectrum

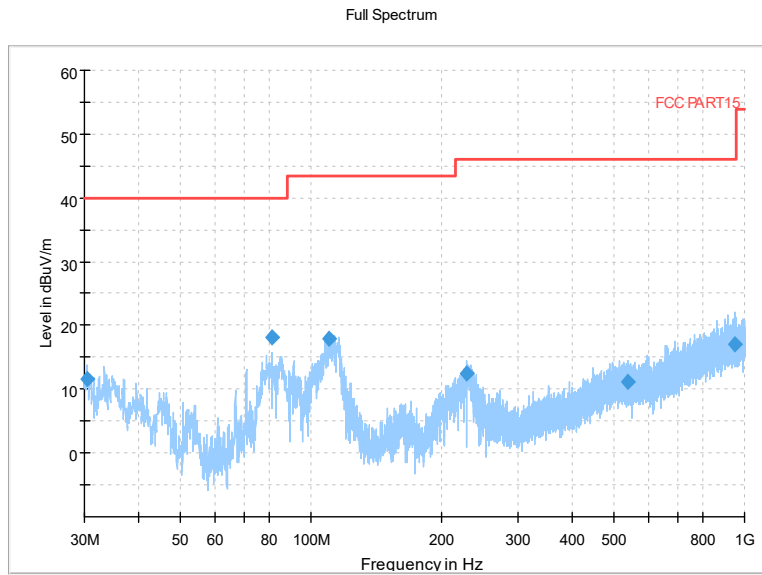


Frequency Range: 3GHz-18GHz  
Detector: Av mode and PK mode  
Modulation type: GFSK

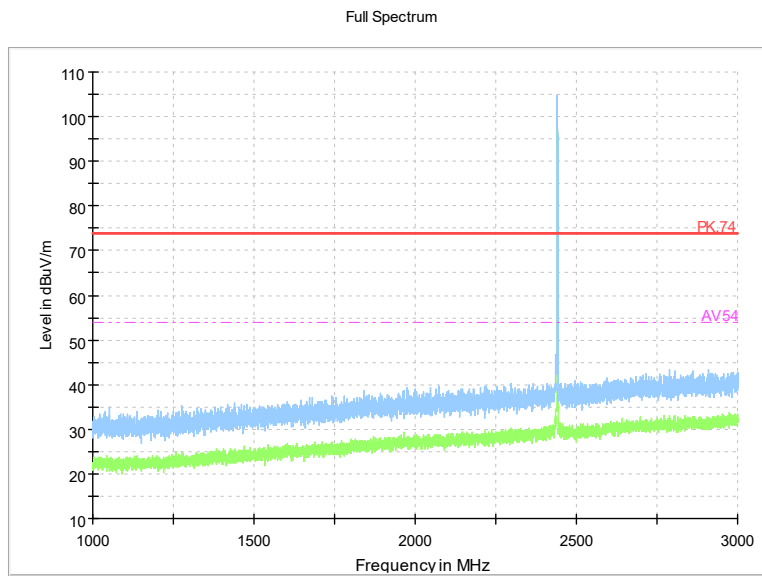
Full Spectrum



Frequency Range: 18GHz-26GHz  
Detector: Av mode and PK mode  
Modulation type: GFSK

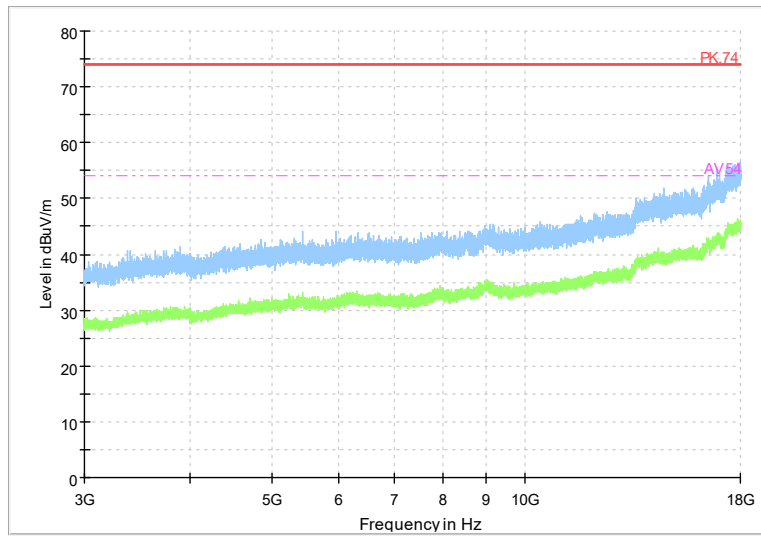


Frequency Range: 30MHz-1GHz  
Detector:QP mode  
Modulation type:  $\pi/4$ DQPSK



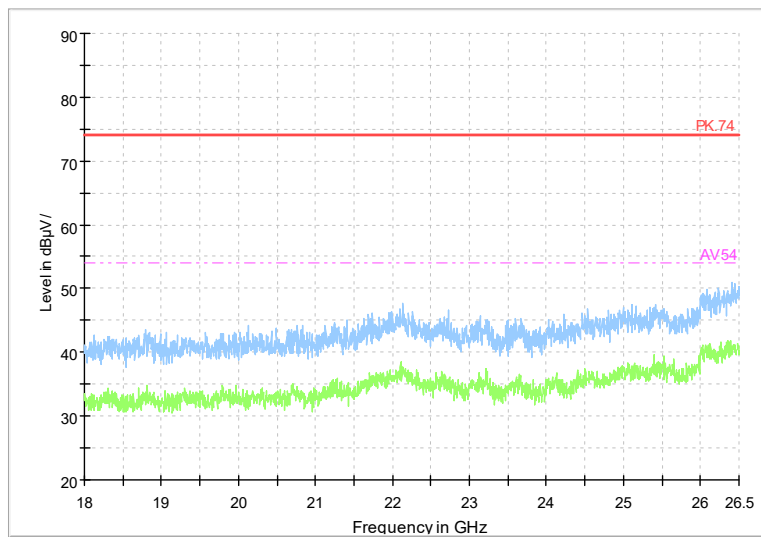
Frequency Range: 1GHz-3GHz  
Detector: Av mode and PK mode  
Modulation type:  $\pi/4$ DQPSK

Full Spectrum

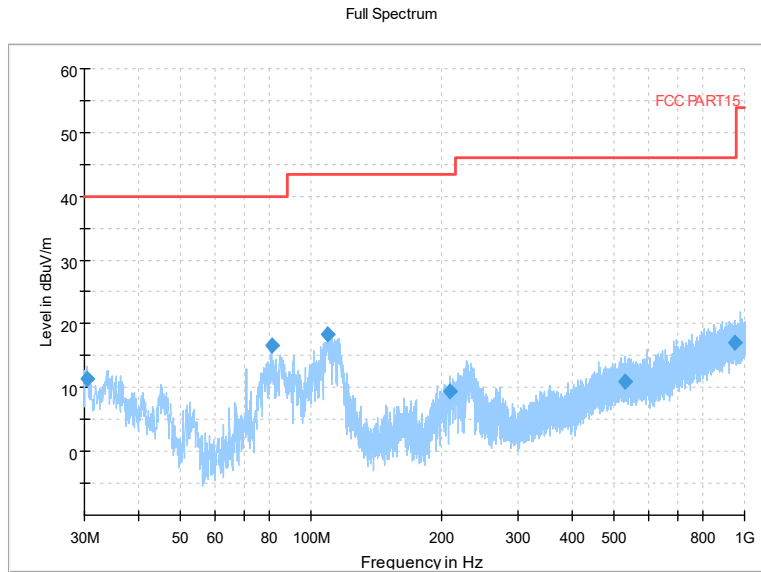


Frequency Range: 3GHz-18GHz  
Detector: Av mode and PK mode  
Modulation type:  $\pi/4$ DQPSK

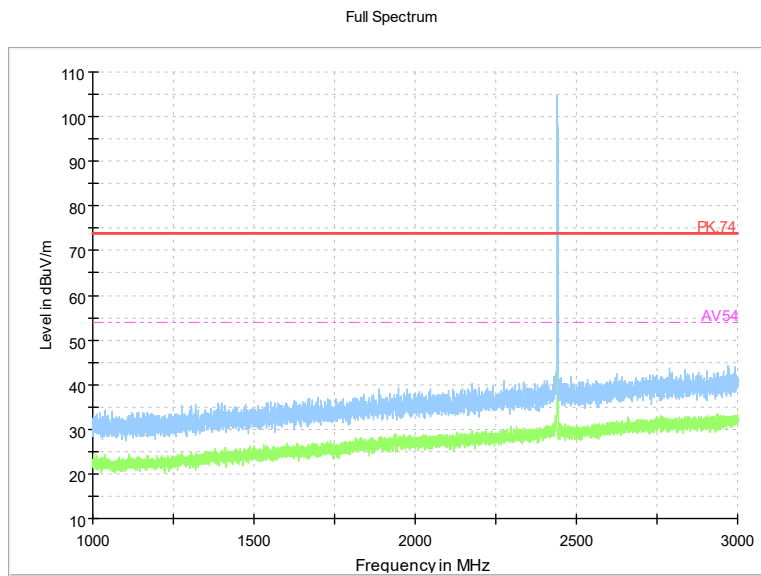
Full Spectrum



Frequency Range: 18GHz-26GHz  
Detector: Av mode and PK mode  
Modulation type:  $\pi/4$ DQPSK

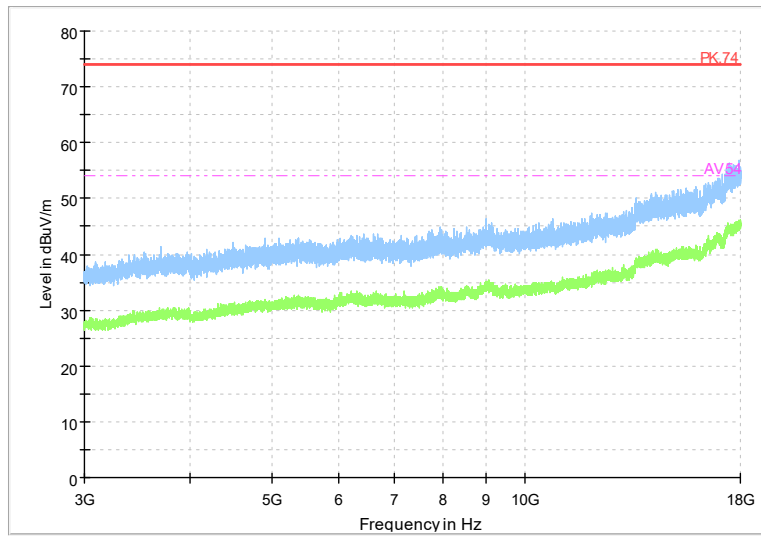


Frequency Range: 30MHz-1GHz  
Detector: QP mode  
Modulation type: 8DPSK



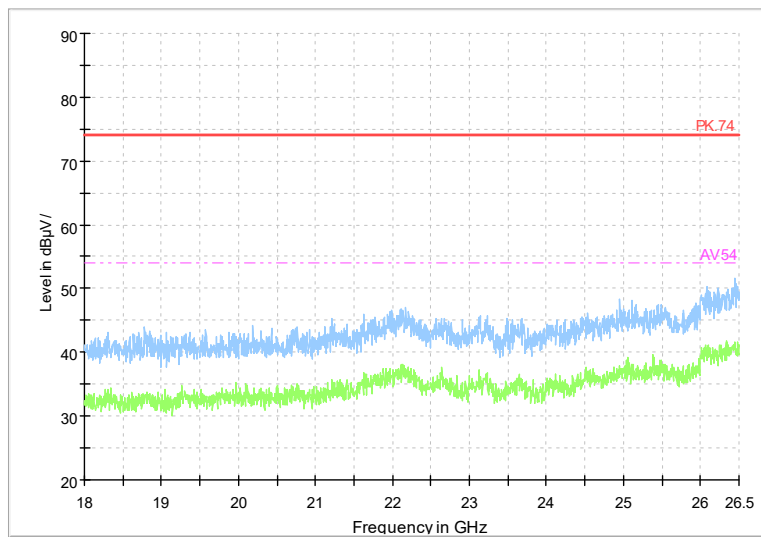
Frequency Range: 1GHz-3GHz  
Detector: Av mode and PK mode  
Modulation type: 8DPSK

Full Spectrum



Frequency Range: 3GHz-18GHz  
Detector: Av mode and PK mode  
Modulation type: 8DPSK

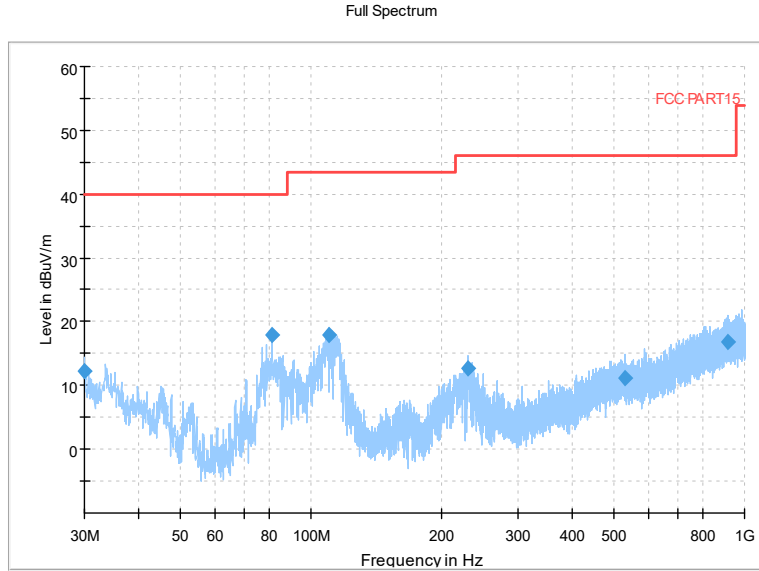
Full Spectrum



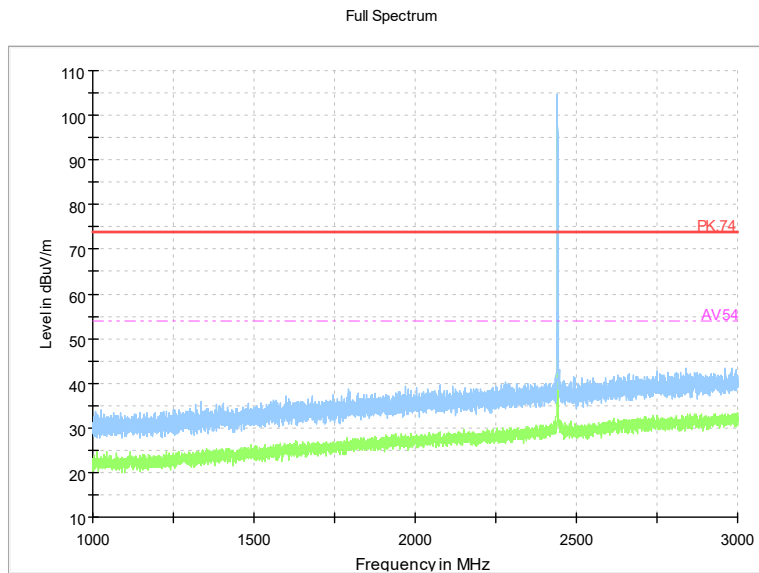
Frequency Range: 18GHz-26GHz  
Detector: Av mode and PK mode  
Modulation type: 8DPSK



Carrier frequency (MHz): 2480  
Channel No:78



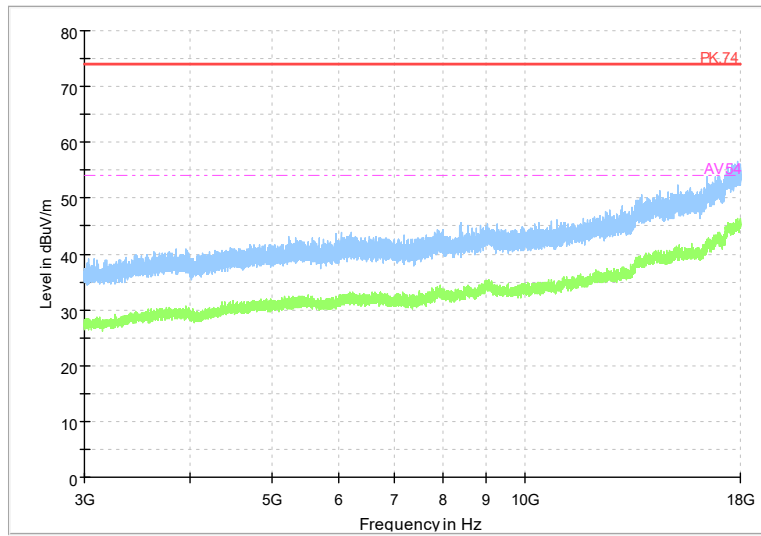
Frequency Range:30MHz-1GHz  
Detector: QP mode  
Modulation type: GFSK



Frequency Range: 1GHz-3GHz  
Detector: Av mode and PK mode  
Modulation type: GFSK

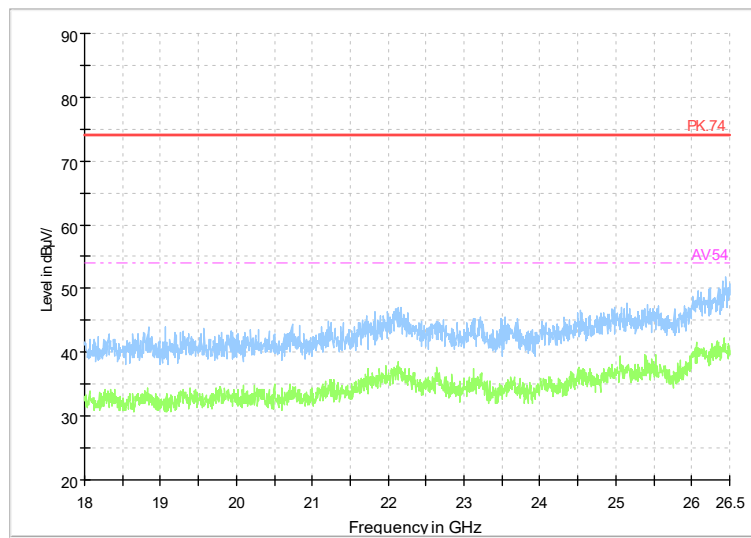


Full Spectrum



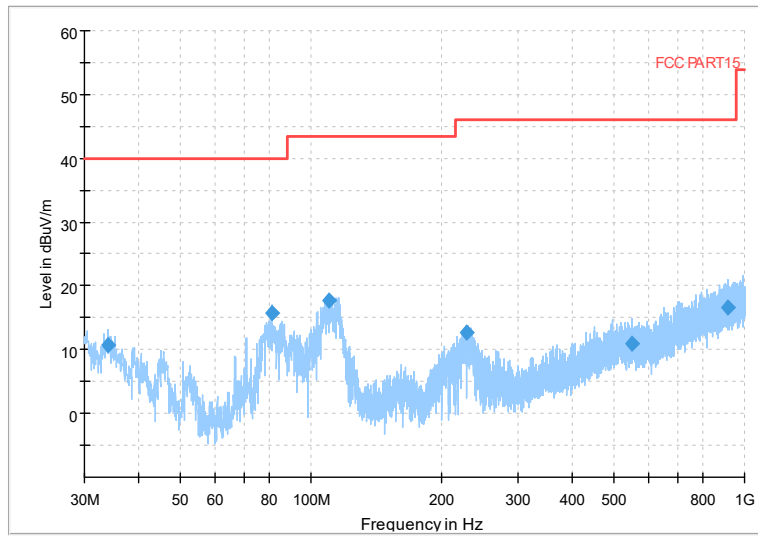
Frequency Range: 3GHz-18GHz  
Detector: Av mode and PK mode  
Modulation type: GFSK

Full Spectrum



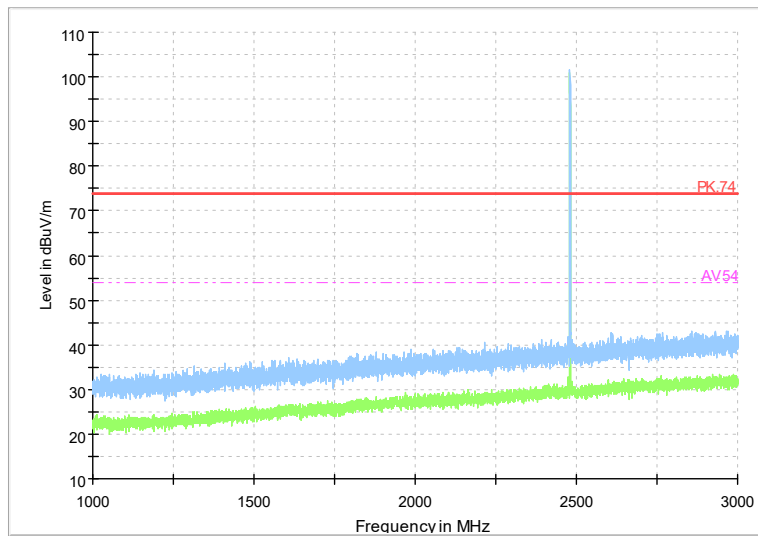
Frequency Range: 18GHz-26GHz  
Detector: Av mode and PK mode  
Modulation type: GFSK

Full Spectrum



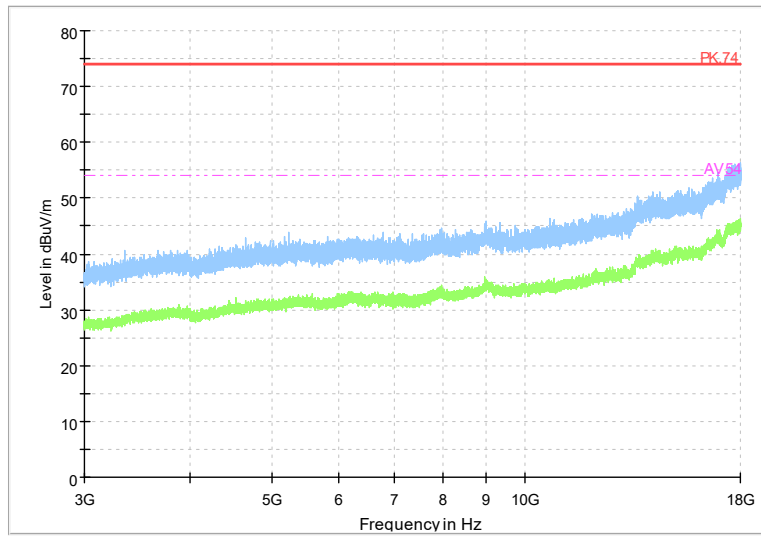
Frequency Range: 30MHz-1GHz  
Detector: QP mode  
Modulation type:  $\pi/4$ DQPSK

Full Spectrum



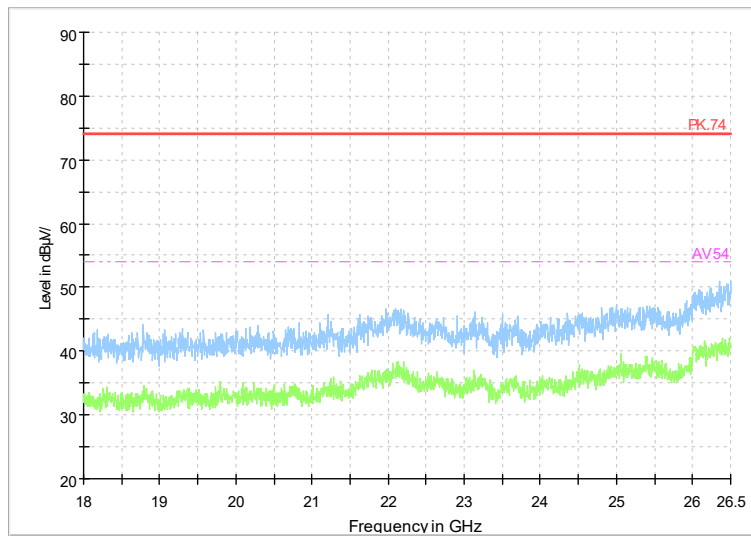
Frequency Range: 1GHz-3GHz  
Detector: Av mode and PK mode  
Modulation type:  $\pi/4$ DQPSK

Full Spectrum



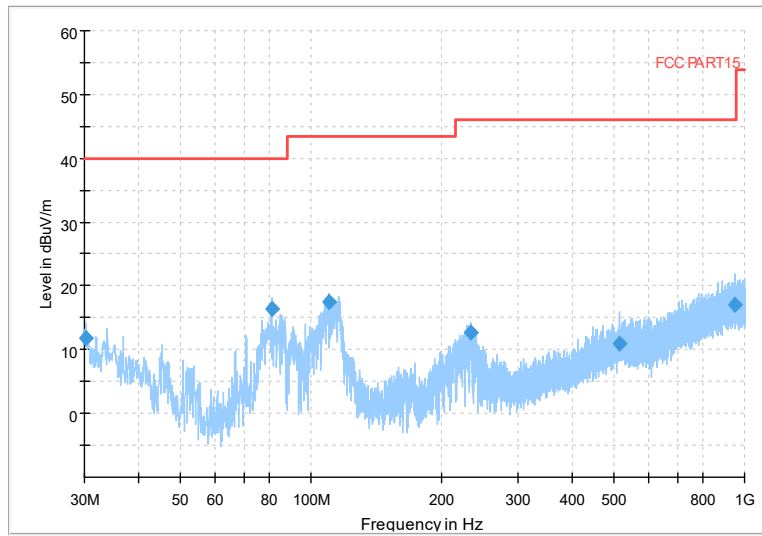
Frequency Range: 3GHz-18GHz  
Detector: Av mode and PK mode  
Modulation type:  $\pi/4$ DQPSK

Full Spectrum



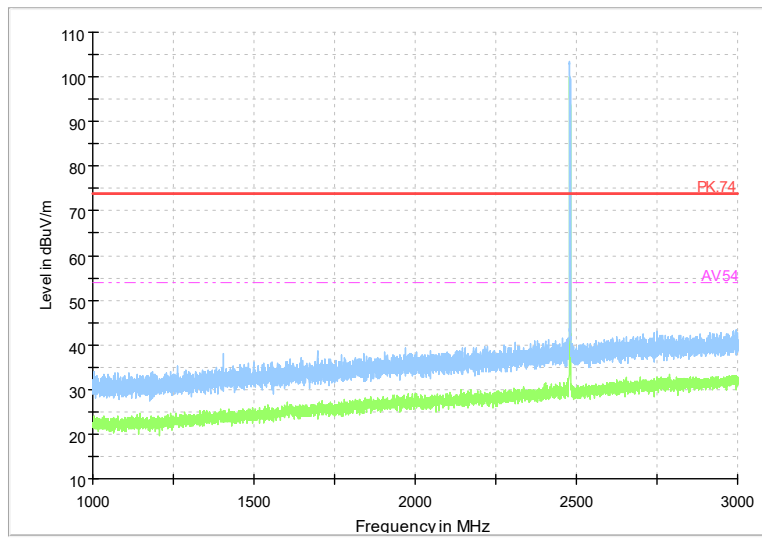
Frequency Range: 18GHz-26GHz  
Detector: Av mode and PK mode  
Modulation type:  $\pi/4$ DQPSK

Full Spectrum



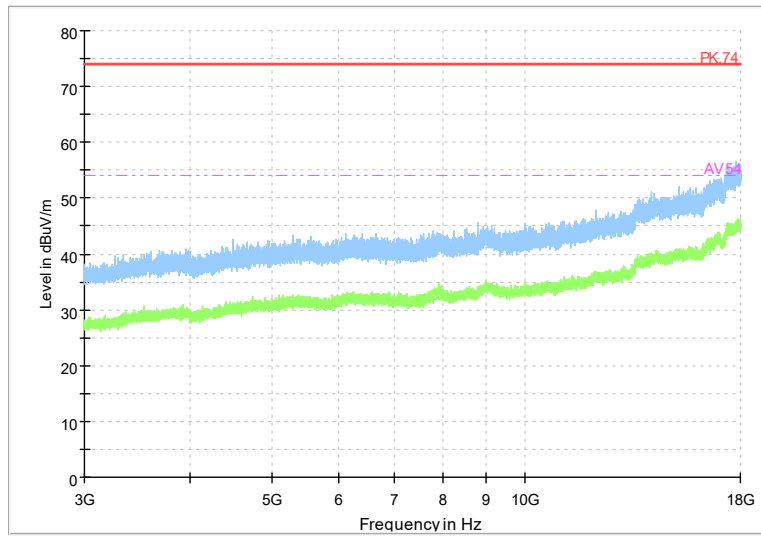
Frequency Range: 30MHz-1GHz  
Detector: QP mode  
Modulation type: 8DPSK

Full Spectrum



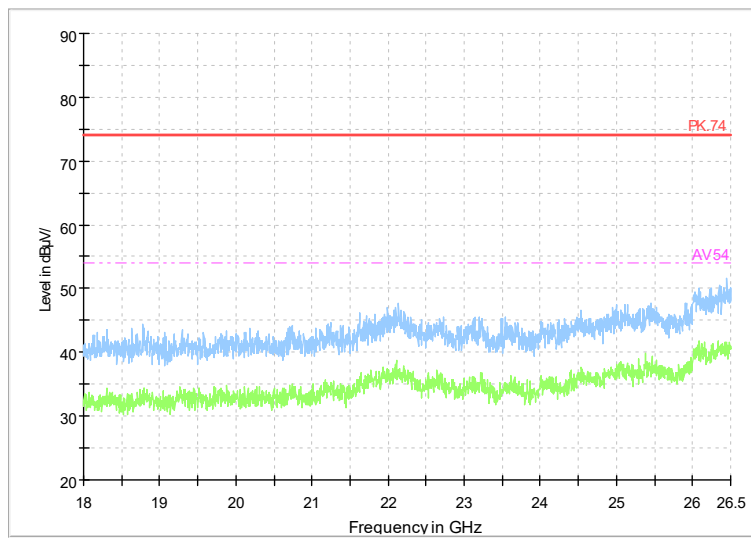
Frequency Range: 1GHz-3GHz  
Detector: Av mode and PK mode  
Modulation type: 8DPSK

Full Spectrum



Frequency Range: 3GHz-18GHz  
Detector: Av mode and PK mode  
Modulation type: 8DPSK

Full Spectrum



Frequency Range: 18GHz-26GHz  
Detector: Av mode and PK mode  
Modulation type: 8DPSK

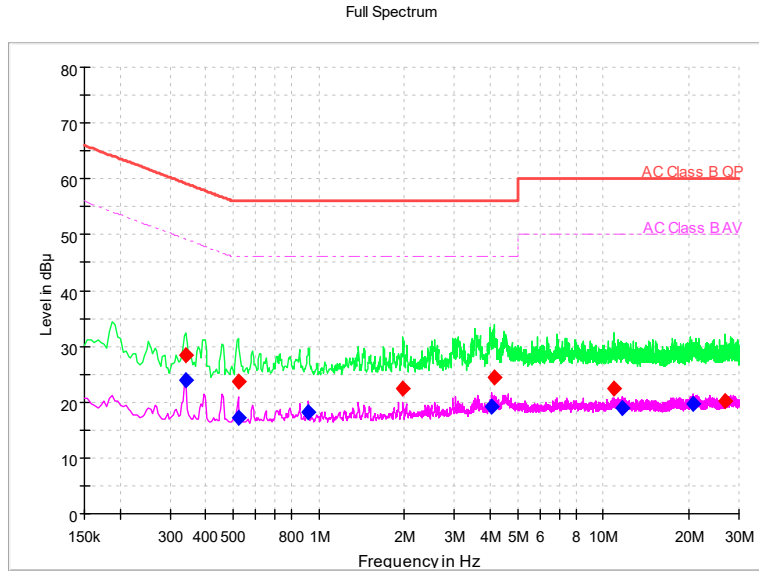
### AC Power line Conducted Emission

A “reference path loss” Corr.(dB) is established and the  $L_{cable}+ATT+VDF$  is the attenuation of “reference path loss”, and including the cable loss, the attenuation of the attenuator, the voltage division factor of AMN.

The measurement results are obtained as described below:

$$P_{result}=P_{mea}+ Corr.(dB)$$

Sample calculation:  $(23.97dB\mu V) = (-5.63dB\mu V) + (29.6 dB)$ , the corresponding frequency is 0.341893MHz.



### L+N Line

#### MEASUREMENT RESULT:

Frequency (MHz)	QuasiPeak (dBμV)	Average (dBμV)	Limit (dBμV)	Margin (dB)	Line	Corr. (dB)	Pmea QuasiPeak (dBμV)	Pmea Average (dBμV)
0.341893	---	23.97	49.16	25.19	L1	29.6	---	-5.63
0.341893	28.53	---	59.16	30.63	L1	29.6	-1.07	---
0.520993	23.56	---	56	32.44	N	29.6	-6.04	---
0.520993	---	17.31	46	28.69	L1	29.6	---	-12.29
0.921836	---	18.27	46	27.73	L1	29.6	---	-11.33
1.97085	22.33	---	56	33.67	L1	29.6	-7.27	---
4.068879	---	19.15	46	26.85	L1	29.6	---	-10.45
4.124314	24.31	---	56	31.69	L1	29.6	-5.29	---
10.9557	22.36	---	60	37.64	L1	29.9	-7.54	---
11.6721	---	19.06	50	30.94	L1	29.9	---	-10.84
20.79767	---	19.63	50	30.37	L1	30.3	---	-10.67
26.66532	20.29	---	60	39.71	L1	30.5	-10.21	---

---End of Test Report---