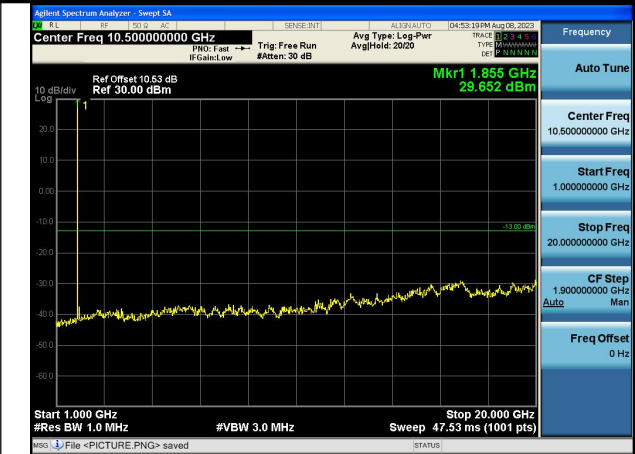
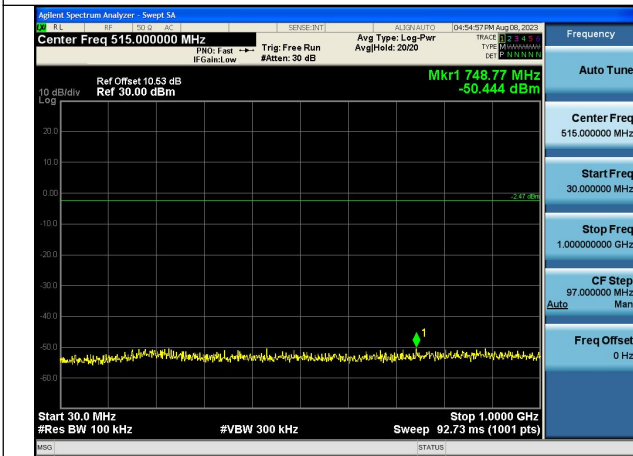


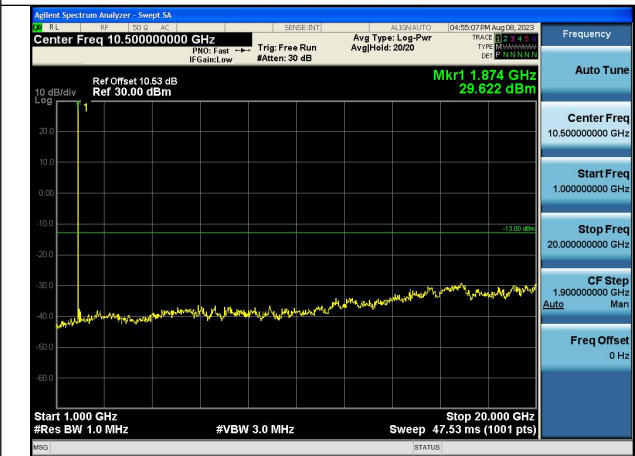
Channel 512



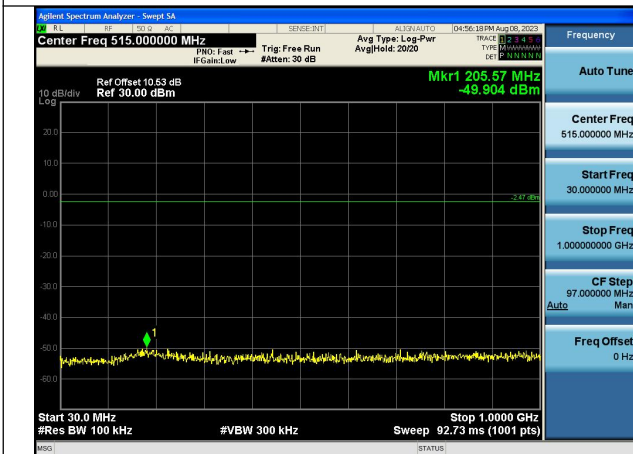
Channel 512



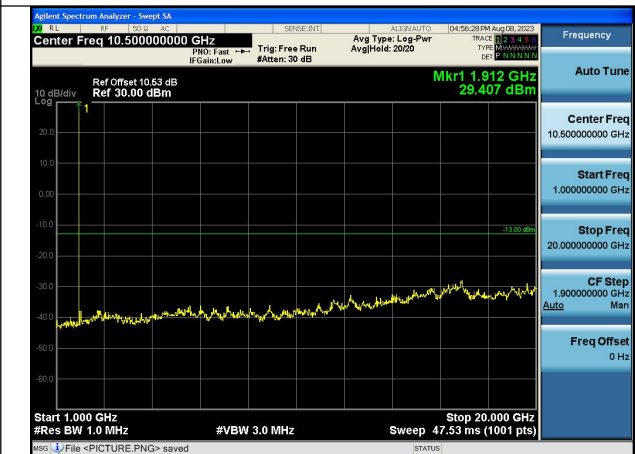
Channel 661



Channel 661



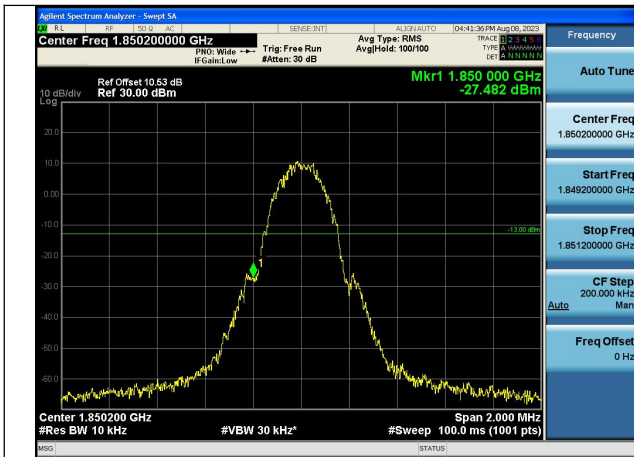
Channel 810



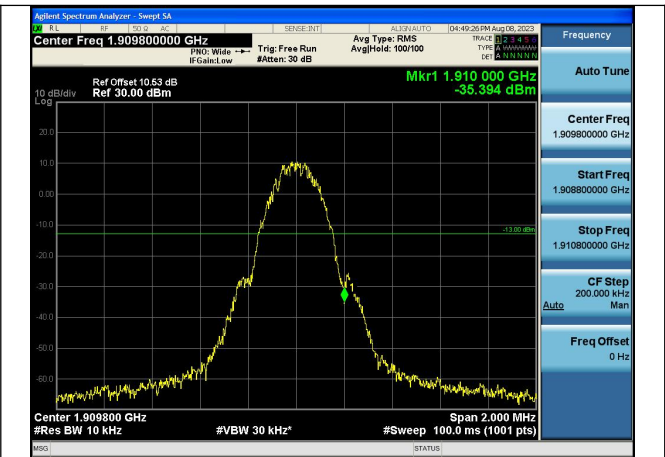
Channel 810

5 Band Edges Compliance

GSM MODE

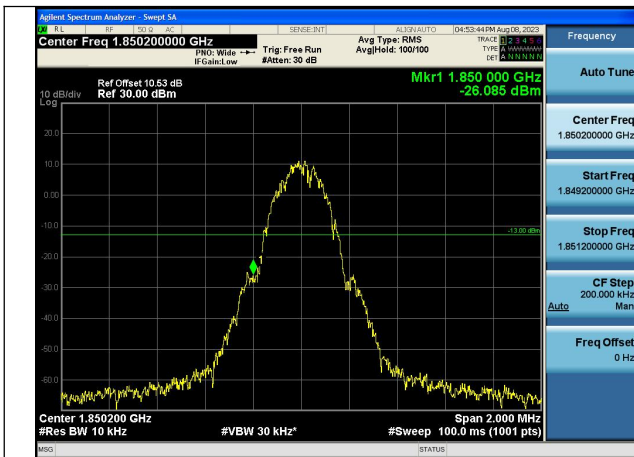


Channel 512

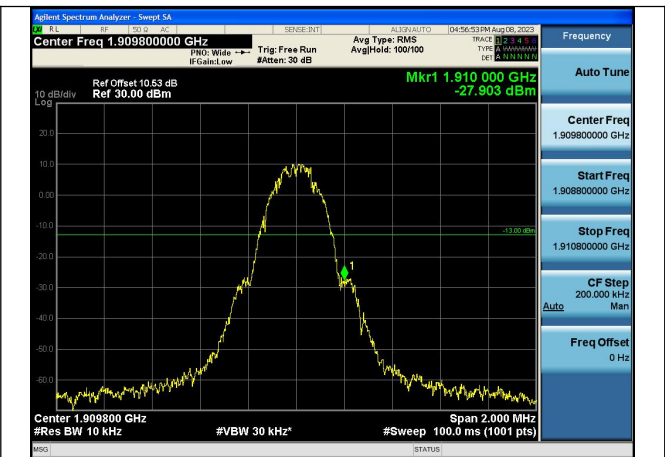


Channel 810

GPRS MODE



Channel 512



Channel 810

6 Frequency Stability

Test Mode: GSM MODE

Temperature(°C)	Test Result (ppm)@NV		
	Channel 512	Channel 661	Channel 810
-10	0.014	0.011	0.010
0	0.011	0.012	0.008
+10	0.013	0.013	0.012
+20	0.012	0.012	0.010
+30	0.013	0.012	0.010
+40	0.013	0.011	0.010
+50	0.013	0.011	0.011
+55	0.013	0.012	0.011
Voltage	Test Result (ppm)@NT		
	Channel 512	Channel 661	Channel 810
LV	0.013	0.011	0.010
HV	0.012	0.012	0.011

Test Mode: GPRS MODE

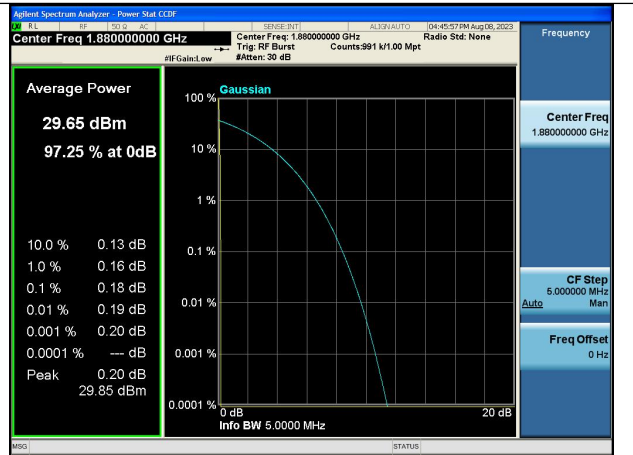
Temperature(°C)	Test Result (ppm)@NV		
	Channel 512	Channel 661	Channel 810
-10	0.016	0.016	0.017
0	0.017	0.017	0.017
+10	0.016	0.016	0.016
+20	0.015	0.016	0.017
+30	0.017	0.016	0.016
+40	0.015	0.016	0.016
+50	0.016	0.016	0.015
+55	0.016	0.016	0.015
Voltage	Test Result (ppm)@NT		
	Channel 512	Channel 661	Channel 810
LV	0.015	0.017	0.017
HV	0.016	0.017	0.017

7 Peak-Average Ratio

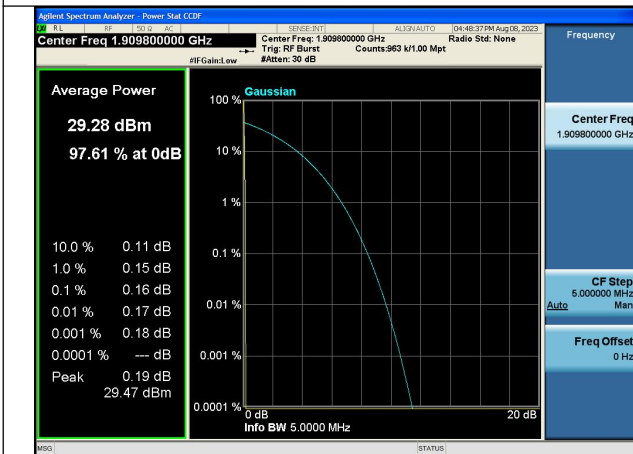
GSM MODE



Channel 512

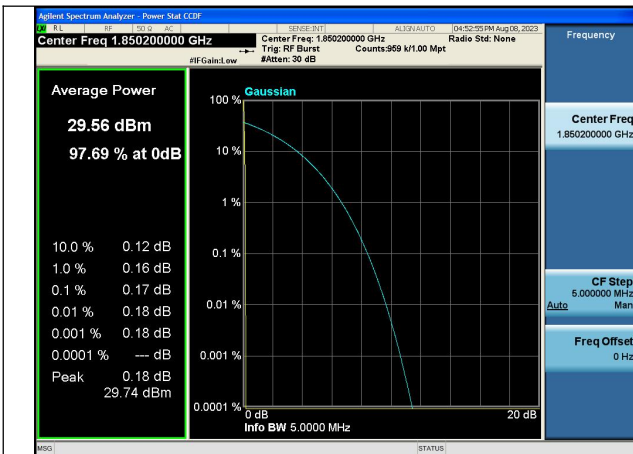


Channel 661

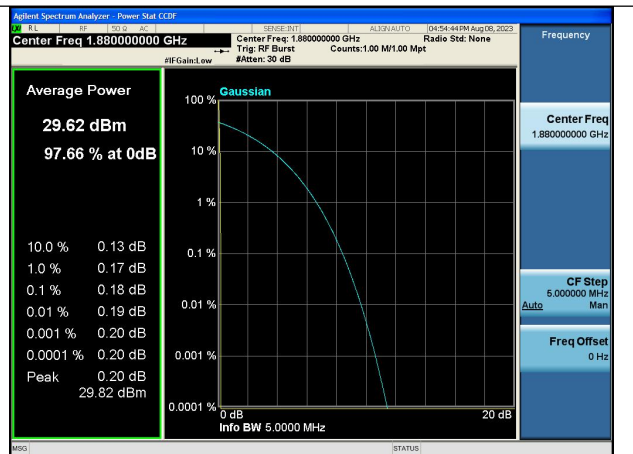


Channel 810

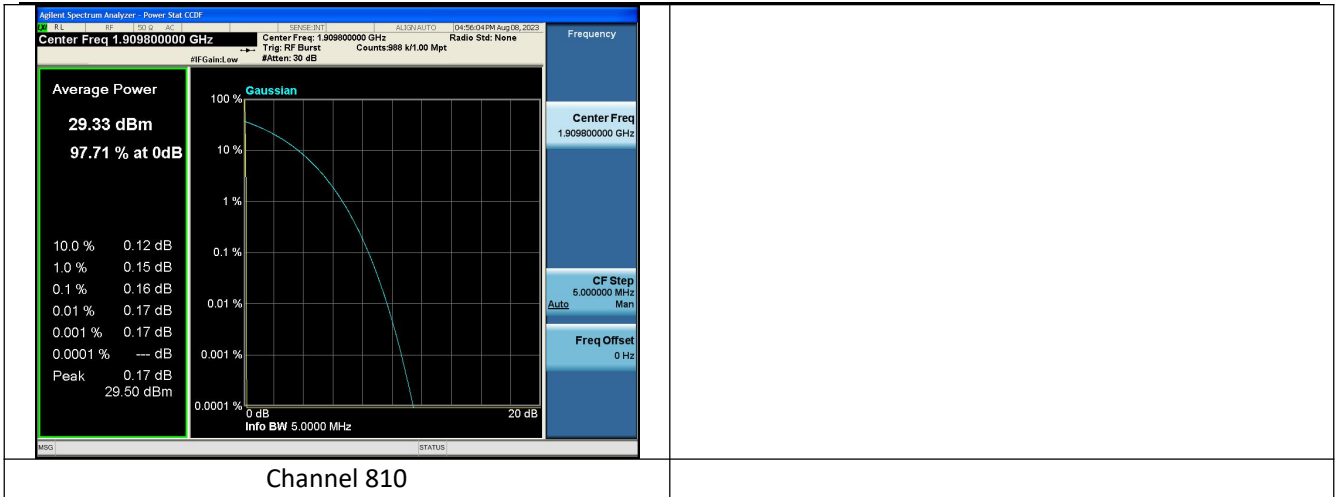
GPRS MODE



Channel 512



Channel 661



8 Effective Radiated Power and Effective Isotropic Radiated Power

GSM Measured Power:

Carrier frequency (MHz)	Channel No.	Conducted Power (dBm)	ERP/EIRP (dBm)	ERP/EIRP (W)
1850.2	512	29.81	27.51	0.564
1880	661	29.72	27.42	0.552
1909.8	810	29.48	27.18	0.522

GPRS Measured Power:

Carrier frequency (MHz)	Channel No.	TX Mode	Conducted Power (dBm)	ERP/EIRP (dBm)	ERP/EIRP (W)
1850.2	512	1Down4Up	23.71	21.41	0.138
1880	661	1Down4Up	23.49	21.19	0.132
1909.8	810	1Down4Up	23.72	21.42	0.139
1850.2	512	2Down3Up	24.74	22.44	0.175
1880	661	2Down3Up	24.52	22.22	0.167
1909.8	810	2Down3Up	24.74	22.44	0.175
1850.2	512	3Down2Up	26.78	24.48	0.281
1880	661	3Down2Up	26.79	24.49	0.281
1909.8	810	3Down2Up	26.71	24.41	0.276
1850.2	512	4Down1Up	29.57	27.27	0.533
1880	661	4Down1Up	29.47	27.17	0.521
1909.8	810	4Down1Up	29.31	27.01	0.502

APPENDIX B – TEST DATA OF RADIATED EMISSION

Radiated Spurious Emissions

Note: The worst channel results are reflected in the report.

850 Test result

GSM/GPRS MODE Channel 189:

Frequency (MHz)	Power (dBm)	Limited (dBm)	Polarization
1007.20	-60.05	-13.00	Vertical
1538.80	-56.48	-13.00	Vertical
2424.60	-57.77	-13.00	Vertical
3467.00	-54.28	-13.00	Vertical
3511.00	-53.82	-13.00	Vertical
3597.00	-55.01	-13.00	Vertical

1900 Test result

GSM/GPRS MODE Channel 661:

Frequency (MHz)	Power (dBm)	Limited (dBm)	Polarization
1171.11	-59.47	-13.00	Vertical
1501.26	-55.66	-13.00	Vertical
2408.30	-57.76	-13.00	Vertical
3395.00	-55.88	-13.00	Vertical
3490.00	-55.23	-13.00	Vertical
3596.00	-55.92	-13.00	Vertical

---End of Test Report---