

Fig.43

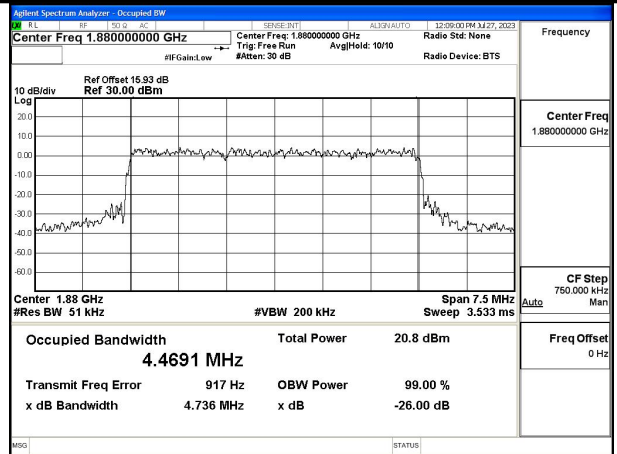


Fig.44

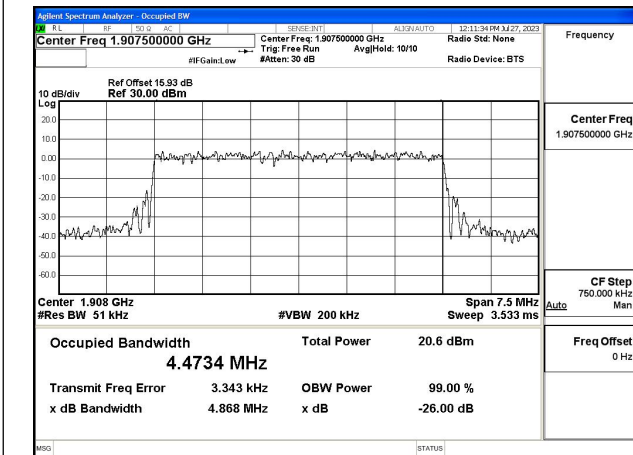


Fig.45

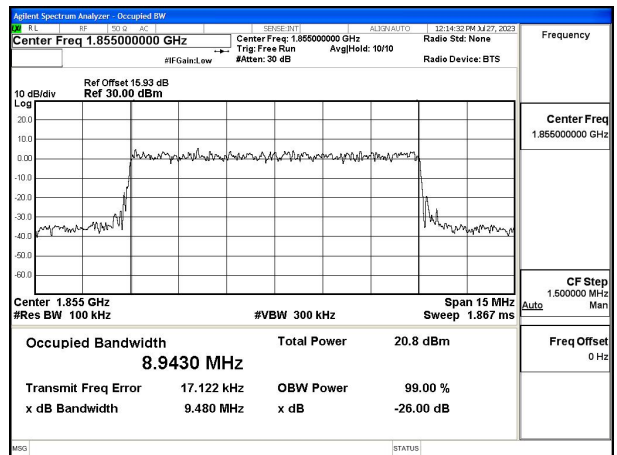


Fig.46

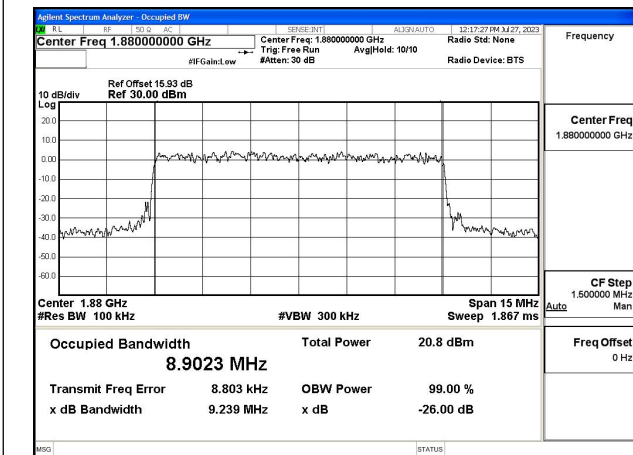


Fig.47

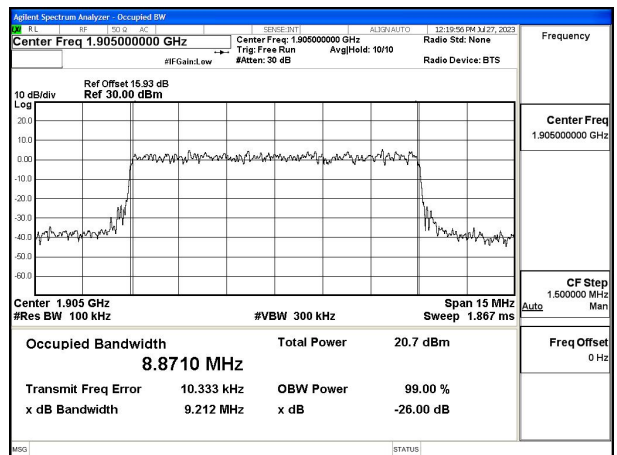


Fig.48

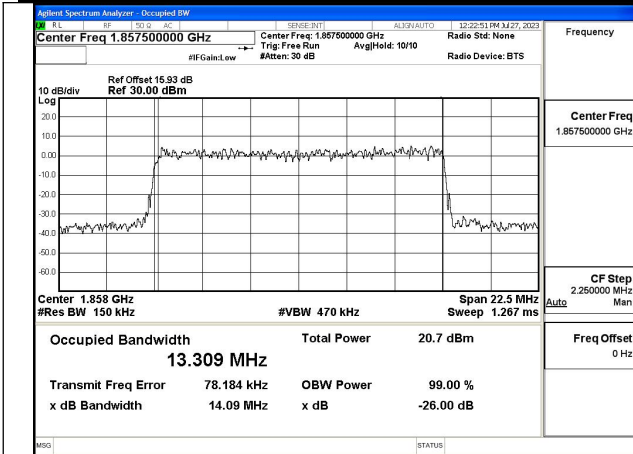


Fig.49

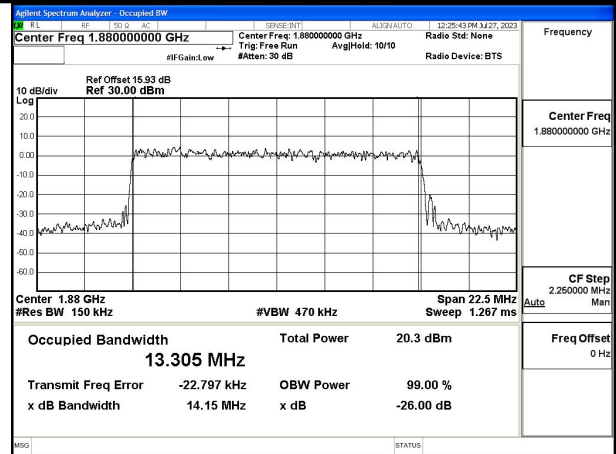


Fig.50

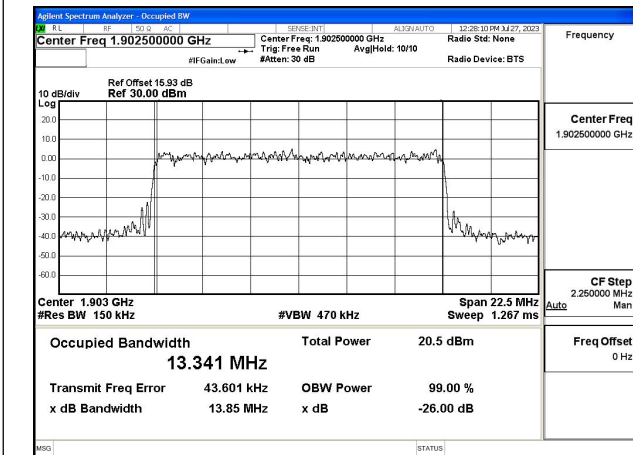


Fig.51

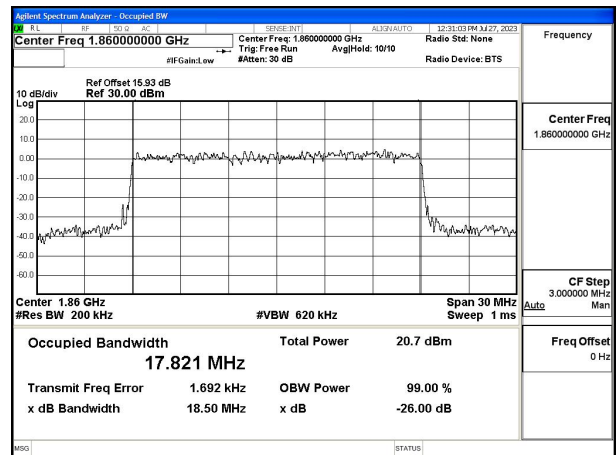


Fig.52

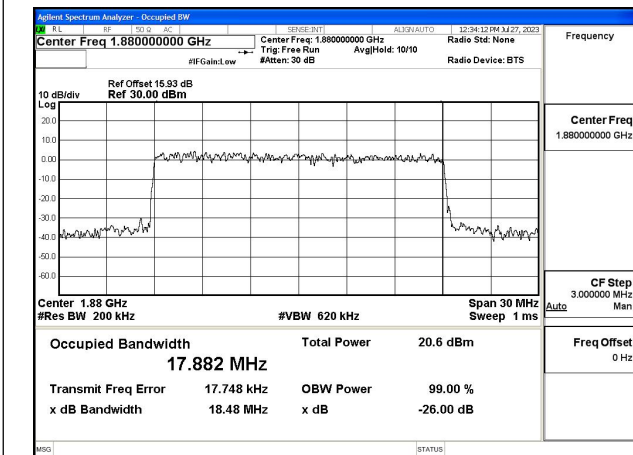


Fig.53

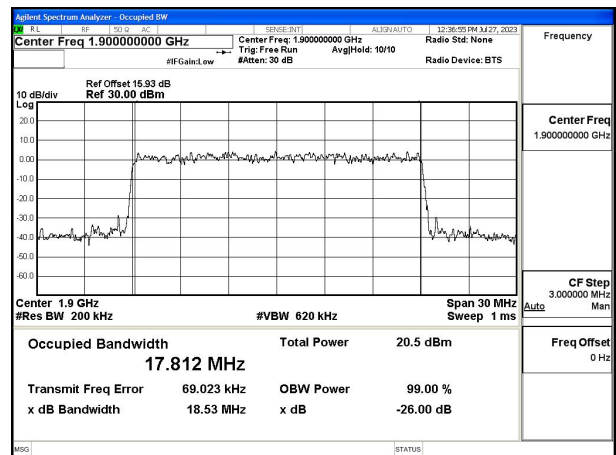


Fig.54

### 3 Emission Bandwidth

Band	Mode	Carrier frequency (MHz)	Channel	BW (MHz)	RB Size	RB Offset	Bandwidth of -26dB transmitter power (MHz)	
2	QPSK	1850.7	18607	1.4	6	0	1.291	Fig.1
2	QPSK	1880	18900	1.4	6	0	1.279	Fig.2
2	QPSK	1909.3	19193	1.4	6	0	1.266	Fig.3
2	QPSK	1851.5	18615	3	15	0	2.899	Fig.4
2	QPSK	1880	18900	3	15	0	2.903	Fig.5
2	QPSK	1908.5	19185	3	15	0	2.876	Fig.6
2	QPSK	1852.5	18625	5	25	0	4.660	Fig.7
2	QPSK	1880	18900	5	25	0	4.786	Fig.8
2	QPSK	1907.5	19175	5	25	0	4.730	Fig.9
2	QPSK	1855	18650	10	50	0	9.354	Fig.10
2	QPSK	1880	18900	10	50	0	9.462	Fig.11
2	QPSK	1905	19150	10	50	0	9.232	Fig.12
2	QPSK	1857.5	18675	15	75	0	13.898	Fig.13
2	QPSK	1880	18900	15	75	0	14.211	Fig.14
2	QPSK	1902.5	19125	15	75	0	13.871	Fig.15
2	QPSK	1860	18700	20	100	0	18.515	Fig.16
2	QPSK	1880	18900	20	100	0	18.494	Fig.17
2	QPSK	1900	19100	20	100	0	18.440	Fig.18

Band	Mode	Carrier frequency (MHz)	Channel	BW (MHz)	RB Size	RB Offset	Bandwidth of -26dB transmitter power (MHz)	
2	16QAM	1850.7	18607	1.4	6	0	1.271	Fig.19
2	16QAM	1880	18900	1.4	6	0	1.279	Fig.20
2	16QAM	1909.3	19193	1.4	6	0	1.255	Fig.21
2	16QAM	1851.5	18615	3	15	0	2.889	Fig.22
2	16QAM	1880	18900	3	15	0	2.921	Fig.23
2	16QAM	1908.5	19185	3	15	0	2.842	Fig.24
2	16QAM	1852.5	18625	5	25	0	4.784	Fig.25
2	16QAM	1880	18900	5	25	0	4.689	Fig.26
2	16QAM	1907.5	19175	5	25	0	4.691	Fig.27
2	16QAM	1855	18650	10	50	0	9.310	Fig.28
2	16QAM	1880	18900	10	50	0	9.241	Fig.29
2	16QAM	1905	19150	10	50	0	9.228	Fig.30
2	16QAM	1857.5	18675	15	75	0	14.005	Fig.31
2	16QAM	1880	18900	15	75	0	13.996	Fig.32
2	16QAM	1902.5	19125	15	75	0	13.863	Fig.33
2	16QAM	1860	18700	20	100	0	18.460	Fig.34
2	16QAM	1880	18900	20	100	0	18.677	Fig.35
2	16QAM	1900	19100	20	100	0	18.461	Fig.36

Band	Mode	Carrier frequency (MHz)	Channel	BW (MHz)	RB Size	RB Offset	Bandwidth of -26dB transmitter power (MHz)	
2	64QAM	1850.7	18607	1.4	6	0	1.254	Fig.37
2	64QAM	1880	18900	1.4	6	0	1.278	Fig.38
2	64QAM	1909.3	19193	1.4	6	0	1.264	Fig.39
2	64QAM	1851.5	18615	3	15	0	2.862	Fig.40
2	64QAM	1880	18900	3	15	0	2.913	Fig.41
2	64QAM	1908.5	19185	3	15	0	2.859	Fig.42
2	64QAM	1852.5	18625	5	25	0	4.779	Fig.43
2	64QAM	1880	18900	5	25	0	4.736	Fig.44
2	64QAM	1907.5	19175	5	25	0	4.868	Fig.45
2	64QAM	1855	18650	10	50	0	9.480	Fig.46
2	64QAM	1880	18900	10	50	0	9.239	Fig.47
2	64QAM	1905	19150	10	50	0	9.212	Fig.48
2	64QAM	1857.5	18675	15	75	0	14.089	Fig.49
2	64QAM	1880	18900	15	75	0	14.152	Fig.50
2	64QAM	1902.5	19125	15	75	0	13.851	Fig.51
2	64QAM	1860	18700	20	100	0	18.505	Fig.52
2	64QAM	1880	18900	20	100	0	18.482	Fig.53
2	64QAM	1900	19100	20	100	0	18.528	Fig.54

Test Mode: QPSK

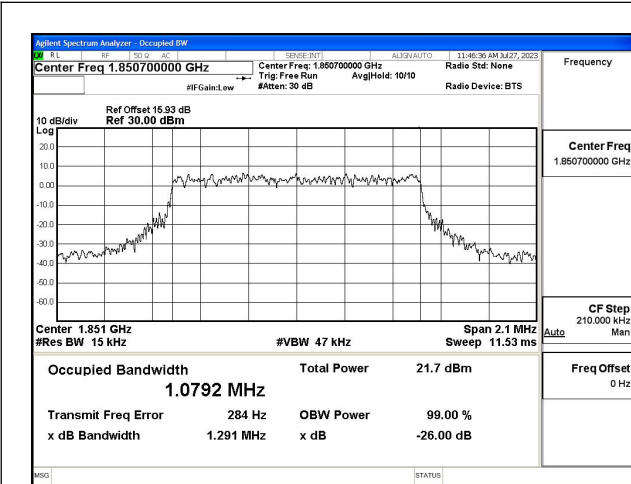


Fig.1

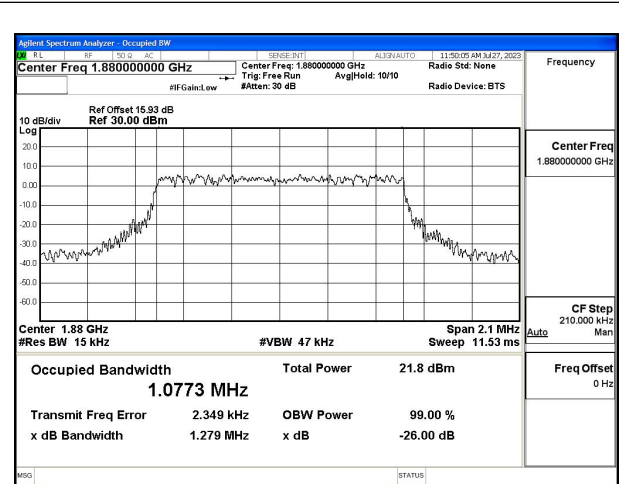


Fig.2

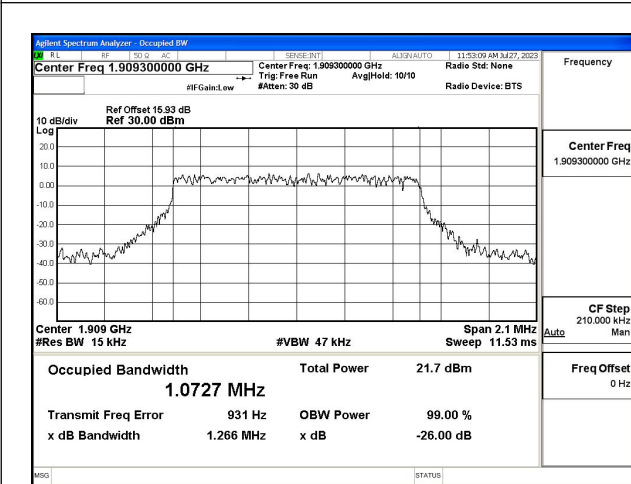


Fig.3

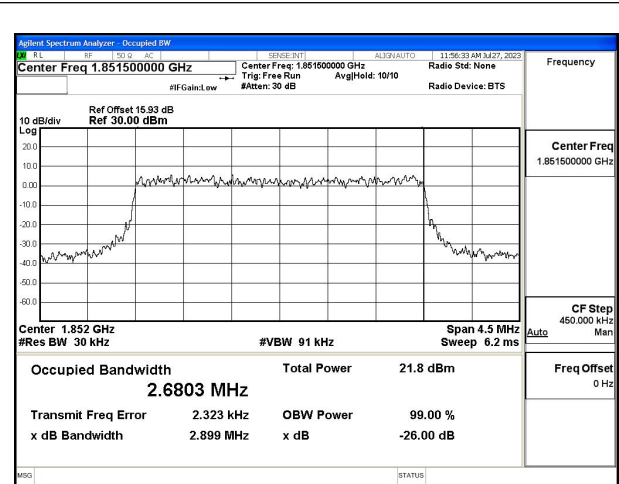


Fig.4

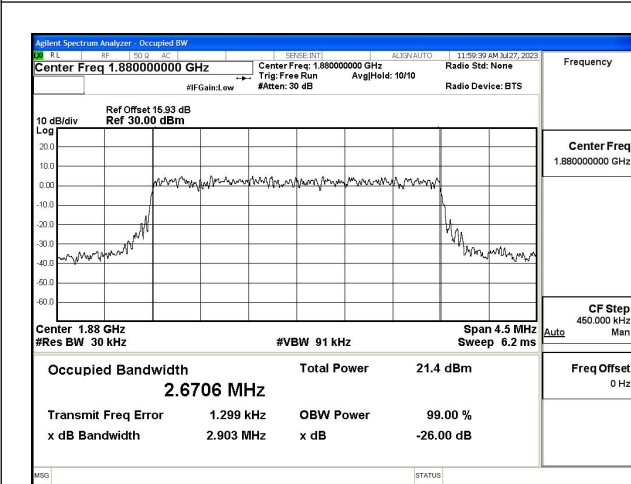


Fig.5

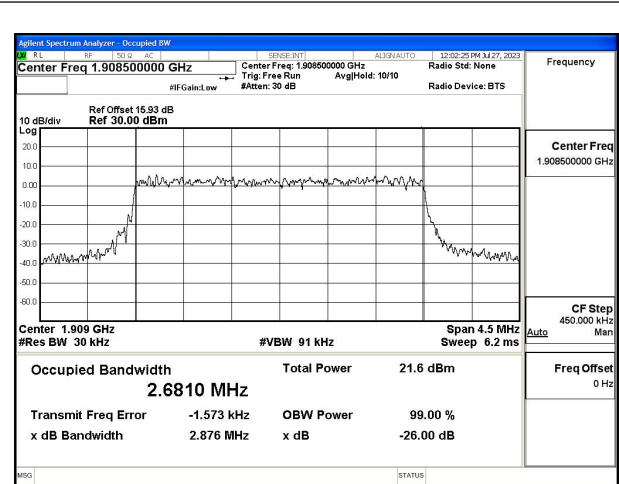


Fig.6

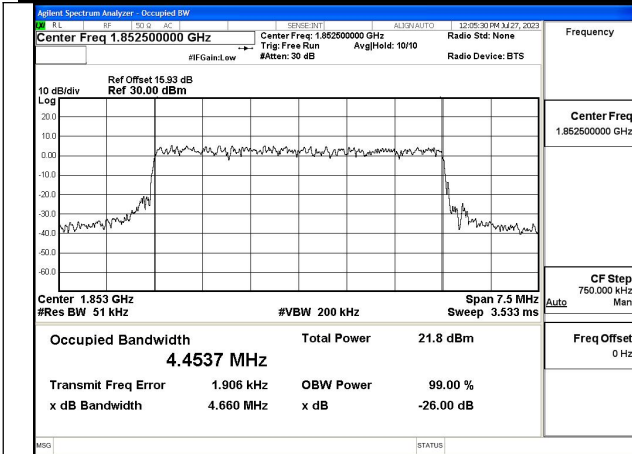


Fig.7

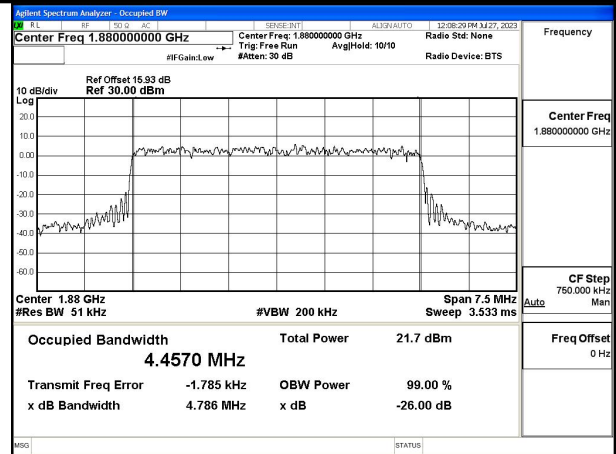


Fig.8

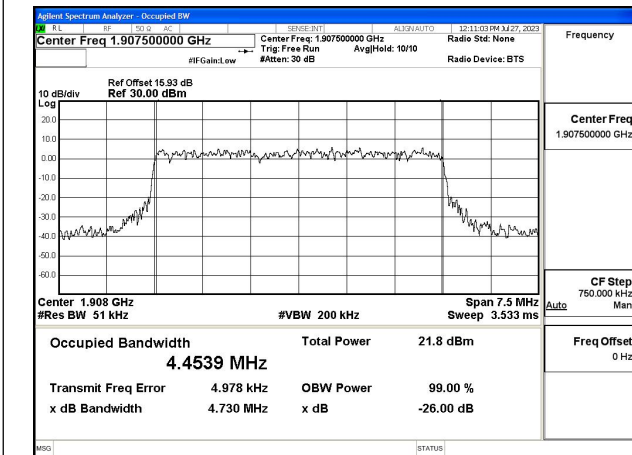


Fig.9

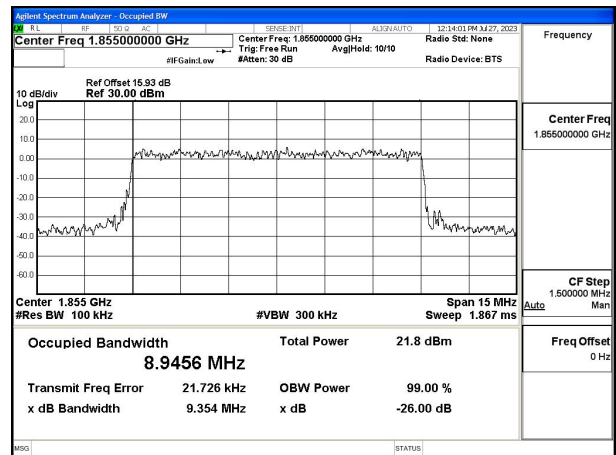


Fig.10

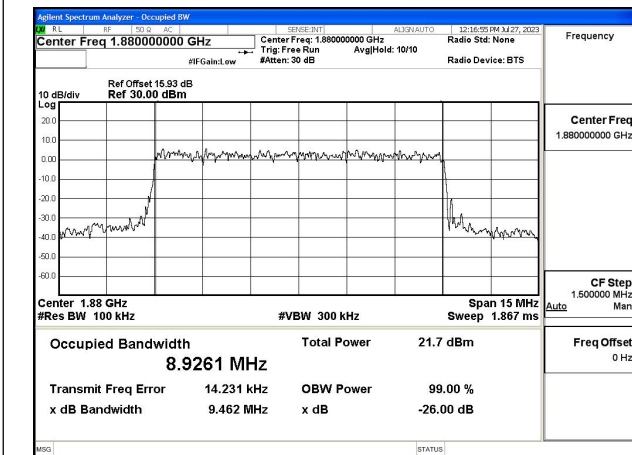


Fig.11

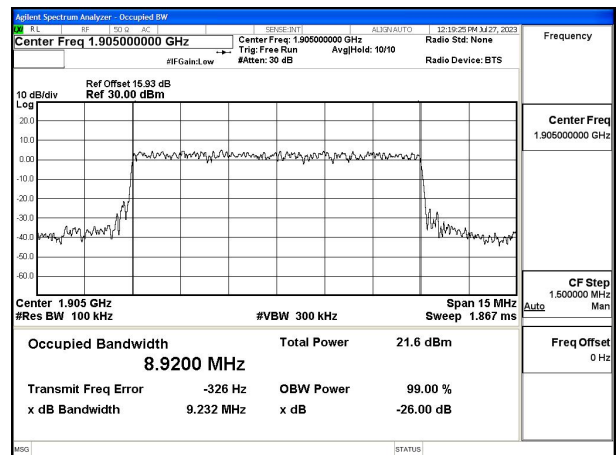


Fig.12

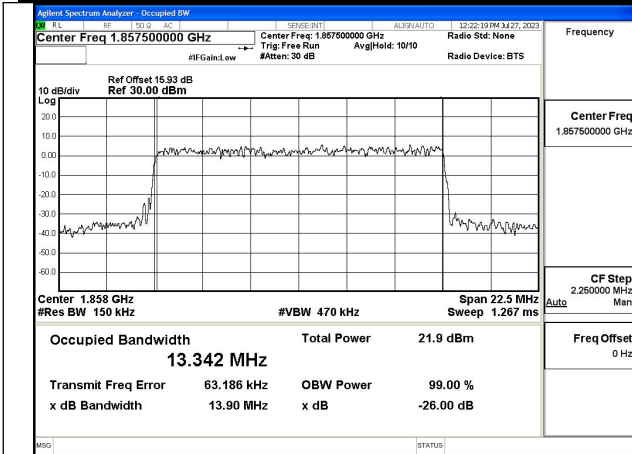


Fig. 13

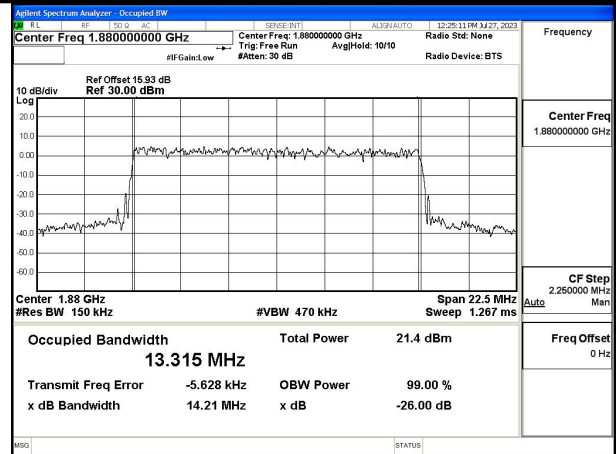


Fig. 14

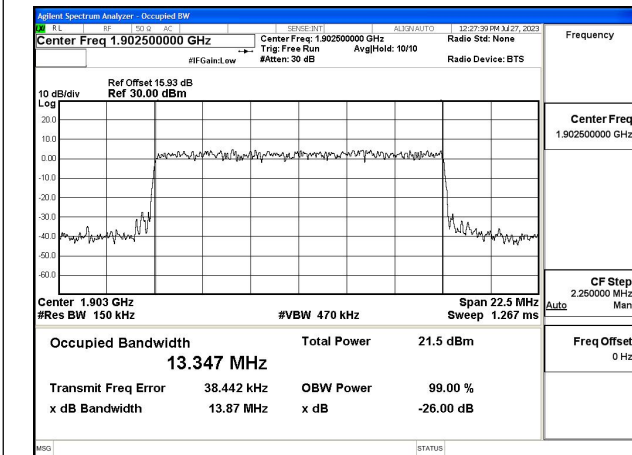


Fig. 15

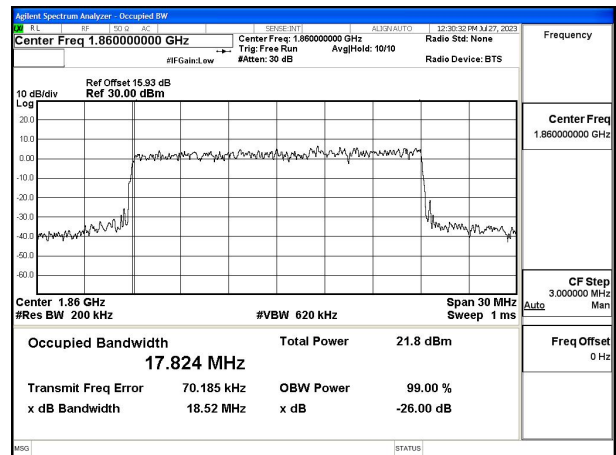


Fig. 16

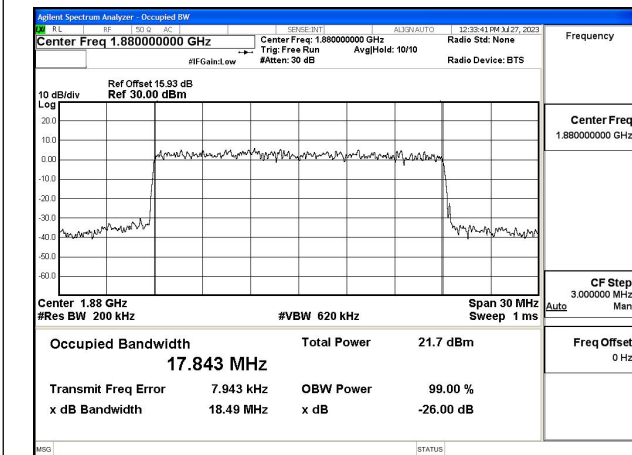


Fig. 17

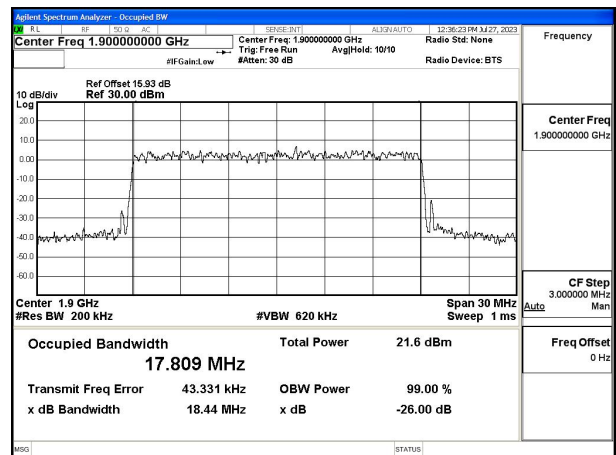


Fig. 18

Test Mode: 16QAM

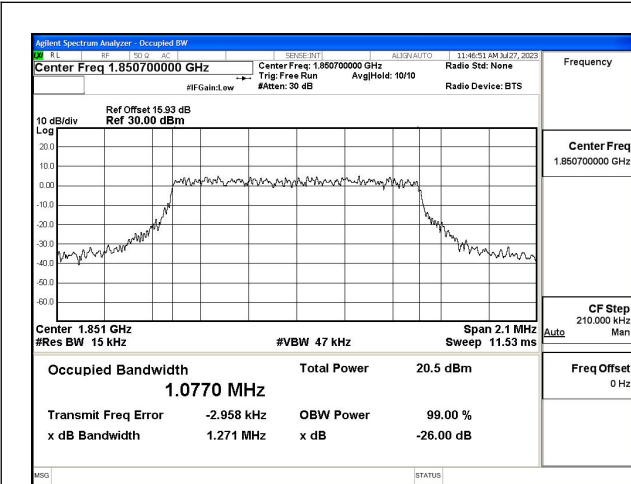


Fig.19

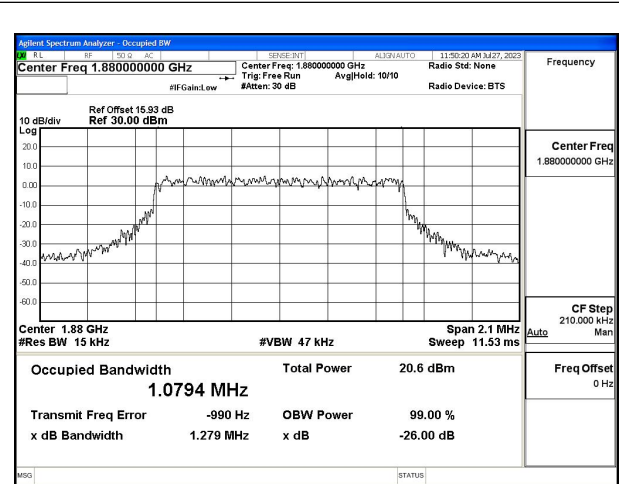


Fig.20

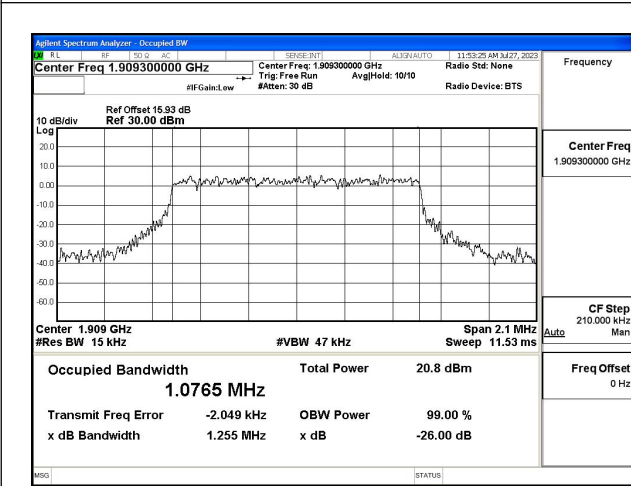


Fig.21

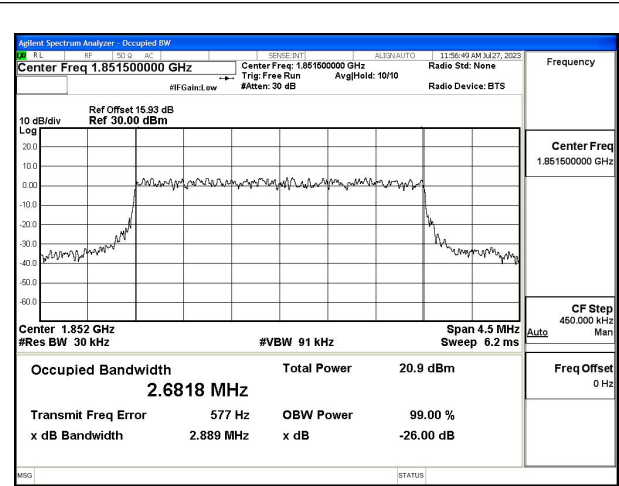


Fig.22

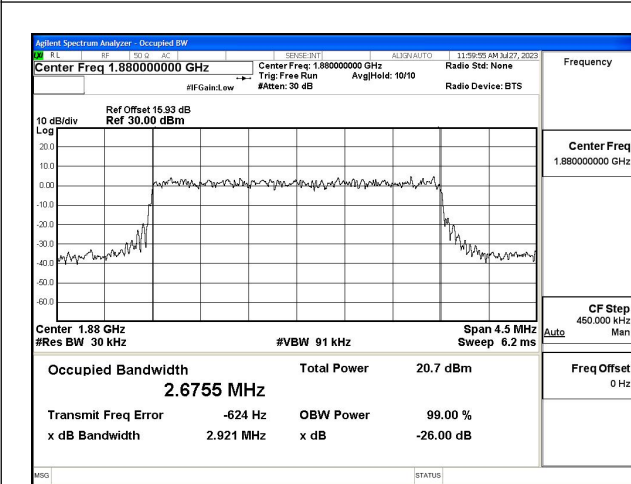


Fig.23

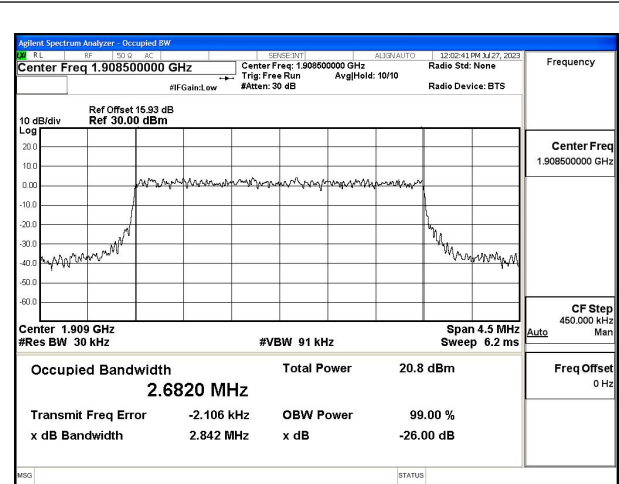


Fig.24



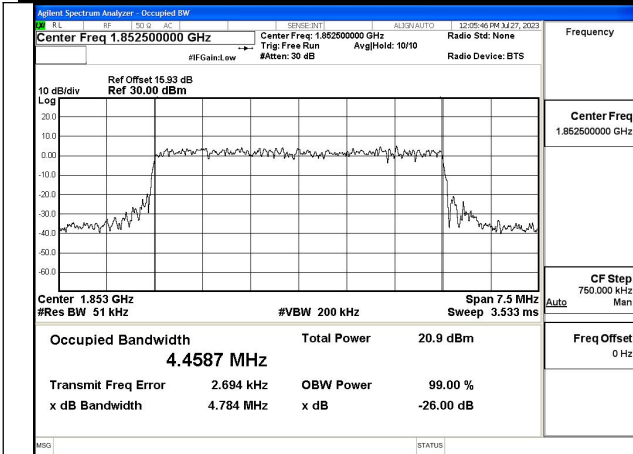


Fig.25

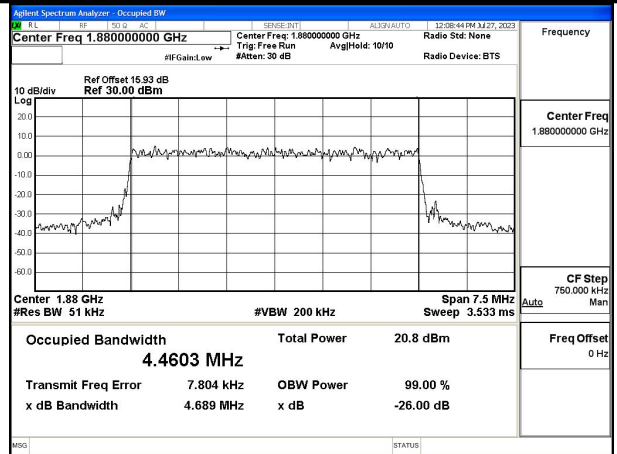


Fig.26

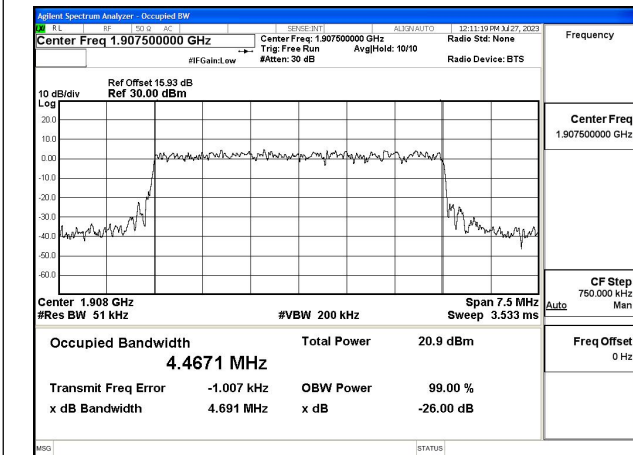


Fig.27

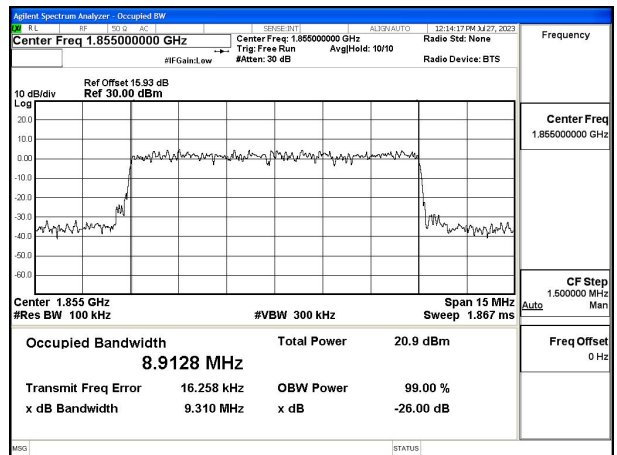


Fig.28

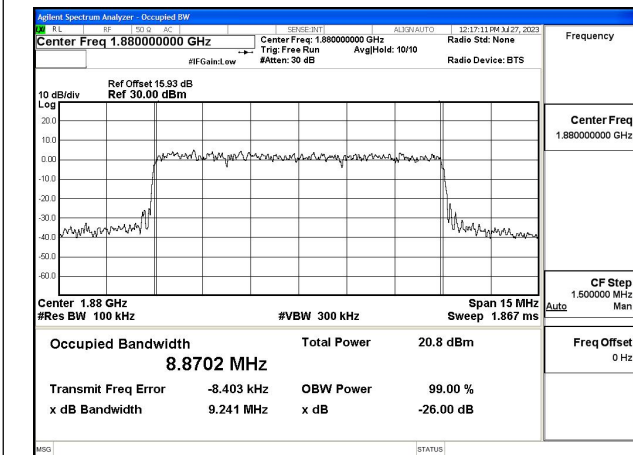


Fig.29

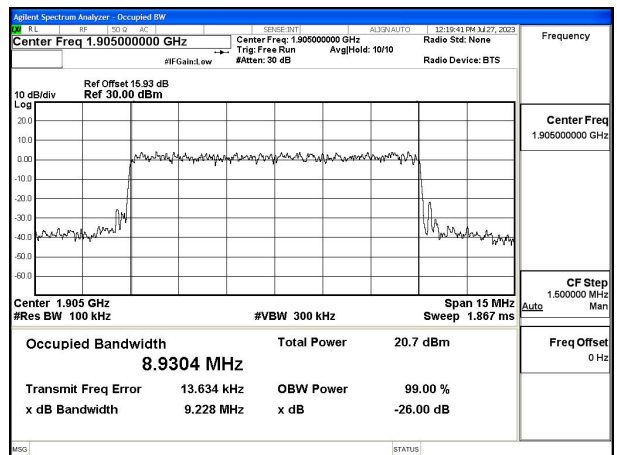


Fig.30