

TEST REPORT FOR SAR TESTING

Report No.: SRTC2023-9004(F)-23031502(H)
Product Name: Smart Phone
Applicant: Sharp Corporation
FCC ID: APYHRO00324

Reference Specification
Part 2.1093
IEEE Std 1528
KDB Procedures

The State Radio_monitoring_center Testing Center (SRTC)

15th Building, No.30 Shixing Street, Shijingshan District, Beijing, P.R.China

Tel: 86-10-57996183 Fax: 86-10-5799638

1	GENERAL INFORMATION	3
1.1	Notes of the test report	3
1.2	Information about the testing laboratory	3
1.3	Applicant's details	3
1.4	Manufacturer's details	3
2	DESCRIPTION OF THE EQUIPMENT UNDER TEST	4
2.1	DUT information	4
2.2	Exposure conditions	6
2.3	Other information	6
3	SPECIFICATION	7
4	TEST CONDITIONS	8
4.1	Test signal, frequencies and output power	8
4.2	SAR measurement set-up	8
4.3	Phantoms	8
4.4	Tissue stimulants	9
4.5	Device holder	9
4.6	Scan procedure	10
4.7	SAR averaging methods	10
5	RESULT SUMMARY	11
6	TEST RESULTS	13
6.1	Scenario	13
6.2	Average conducted power with Tune up tolerance	14
7	SAR RESULTS	97
7.1	T-issue and System Check	97
7.2	SAR Test result	99
7.3	Simultaneous Transmission SAR Analysis	138
8	MEASUREMENT UNCERTAINTY	141
9	TEST EQUIPMENTS	142

1 GENERAL INFORMATION

1.1 Notes of the test report

The test report may only be reproduced or published in full. Reproduction or publication of extracts from the report requires the prior written permission of The State Radio_monitoring_center Testing Center (SRTC). The certification and accreditation identifiers used in this report shall not be applicable to the tested or calibrated samples thereof. The manufacturer shall not mark the tested samples or items (or a separate part of the item) with the identifiers of certification and accreditation to mislead relevant parties about the tested samples or items.

1.2 Information about the testing laboratory

Company:	The State Radio_monitoring_center Testing Center (SRTC)
Designation number:	CN1267
Registration number:	239125
CAB identifier	CN0049
Test lab Number	7308A
Address:	15th Building, No.30 Shixing Street, Shijingshan District, Beijing P.R.China
Contacted person:	Liu Jia
Tel:	+86 10 57996183
Fax:	+86 10 57996388
Email:	liujiaf@srtc.org.cn

1.3 Applicant's details

Company:	Sharp Corporation
Address:	1 Takumi-cho, Sakai-ku, Sakai City, Osaka 590-8522, Japan

1.4 Manufacturer's details

Company:	Sharp Corporation
Address:	1 Takumi-cho, Sakai-ku, Sakai City, Osaka 590-8522, Japan

2 DESCRIPTION OF THE EQUIPMENT UNDER TEST

2.1 DUT information

Band Information	Frequency range
GSM850	824~849MHz
GSM1900	1850~1910MHz
WCDMA Band II	1852.4~1907.6MHz
WCDMA Band IV	1712.4~1752.6MHz
WCDMA Band V	826.4~846.6MHz
LTE Band2	1850~1910MHz
LTE Band4	1710~1755MHz
LTE Band5	824~849 MHz
LTE Band7	2500~2570MHz
LTE Band12	699~716MHz
LTE Band13	777~787MHz
LTE Band17	704~716MHz
LTE Band38	2570~2620MHz
LTE Band41	2496~2690MHz
LTE Band66	1710~1780MHz
DC_66A_n5A	1710~1780MHz 824~849 MHz
DC_66A_n41A	1710~1780MHz 2506 MHz – 2680 MHz
NR5	824 MHz – 849 MHz
NR41	2506 MHz – 2680 MHz
Bluetooth	2400~2483.5MHz
Bluetooth Low Energy	2400~2483.5MHz
WIFI2.4GHz	2412~2462MHz
WIFI5GHz UNII-1	5150-5250MHz
WIFI5GHz UNII-2A	5250~5350MHz
WIFI5GHz UNII-2C	5470~5725MHz
WIFI5GHz UNII-3	5725-5850MHz
WIFI5-6GHz UNII-5	5925-6425MHz

Mode supported	Note
GSM_GMSK	NA
WCDMA_RMC Rel.99	NA
WCDMA_HSDPA Rel.5	NA
WCDMA_HSUPA Rel.6	NA
WCDMA_HSPA+ Rel.7	For Downlink
LTE_QPSK	NA
LTE_16QAM	NA
LTE_64QAM	NA
LTE_256QAM	For Downlink
NR CP-QPSK	NA
NR CP-16QAM	NA
NR CP-64QAM	NA
NR DFT-pi/2 BPSK	NA
NR DFT-QPSK	NA
NR DFT-16QAM	NA
NR DFT-64QAM	NA
NR SCS-15KHz	for FDD only
NR SCS-30KHz	for TDD only
BR/EDR	NA
BLE	NA
802.11b(2.4GHz)	NA
802.11g(2.4GHz)	NA
802.11n HT20(2.4GHz)	NA
802.11ax HE20(2.4GHz)	NA
802.11n HT40(2.4GHz)	NA
802.11ax HE40(2.4GHz)	NA
802.11a(5GHz/6GHz)	NA
802.11n HT20(5GHz)	NA
802.11ac VHT20(5GHz)	NA
802.11ax HE20(5GHz/6GHz)	NA
802.11n HT40(5GHz)	NA
802.11ac VHT40(5GHz)	NA
802.11ax HE40(5GHz/6GHz)	NA
802.11ac VHT80(5GHz)	NA
802.11ax HE80(5GHz/6GHz)	NA
802.11ac VHT160(5GHz)	NA
802.11ax HE160(5GHz/6GHz)	NA

Capability Class:	GPRS Multi-slots :	EGPRS Multi-slots :	NFC
Class B	Class 12(Four Up)	Class 12(Four Up)	Support

2.2 Exposure conditions

General description

Head Configuration: Measurements were made in “cheek” and “tilt” positions on both the left hand and right-hand sides of the phantom. The positions used in the measurements were according to IEEE 1528 "IEEE Recommended Practice for Determining the Peak Spatial-Average Specific Absorption Rate (SAR) in the Human Head from Wireless Communications Devices: Measurement Techniques".

Body Worn Configuration: The device was placed in the SPEAG holder below the flat section of the phantom. The distance between the device and the phantom was kept at the separation distance using a separate flat spacer that was removed before the start of the measurements. And the distance is normally determined according to the actual scene which might be the worst use condition for general exposure. The device's front and rear were oriented facing the phantom since these orientations give higher results for most regular portable devices.

Hotspot Configuration: Hotspot mode SAR is measured for all edges and surfaces of the device with a transmitting antenna located within 25 mm from that surface or edge; for the data modes, wireless technologies and frequency bands supporting hotspot mode.

Body Configuration: Body SAR is measured for all edges and surfaces of the device or refer to hotspot configuration. (For the device such as tablet and mobile phone etc.)

Limb Configuration: Extremity limb SAR is measured for all edges and surfaces of the device or refer to hotspot configuration.

Body-support Configuration: Body-support device such as laptop is not commonly require SAR test.

DUT Exposure Condition	Distance(mm)
Head	0
Body-worn	10
Hotspot	10

2.3 Other information

Testing Start Date:	2023/03/15
Testing End Date:	2023/04/14
DUT IMEI:	004401231336880 004401231337573
DUT H/W Version:	PVT
DUT S/W Version:	A301G
Ambient Temperature within 18-25°C	22°C
Liquid Temperature change within ±2°C	22°C
Humidity:	35%
Note	N/A

3 SPECIFICATION

Specification	Version	Title
Part 2.1093	2020	Radio frequency radiation exposure evaluation: portable devices.
IEEE Std 1528	2013	IEEE Recommended Practice for Determining the Peak Spatial-Average Specific Absorption Rate (SAR) in the Human Head from Wireless Communications Devices: Measurement Techniques
KDB 248227 D01	v02r02	SAR GUIDANCE FOR IEEE 802.11 (Wi-Fi) TRANSMITTERS
KDB 447498 D01	v06	General RF Exposure Guidance
KDB 447498 D02	v02r01	SAR MEASUREMENT PROCEDURES FOR USB DONGLE TRANSMITTERS
KDB 643646 D01	v01r03	SAR TEST REDUCTION CONSIDERATIONS FOR OCCUPATIONAL PTT RADIOS
KDB 616217 D04	v01r02	SAR for laptop and tablets
KDB 648474 D04	v01r03	Handset SAR
KDB 865664 D01	v01r04	SAR Measurement from 100 MHz to 6 GHz
KDB 865664 D02	v01r02	RF Exposure Reporting
KDB 941225 D01	v03r01	3G SAR MEASUREMENT PROCEDURES
KDB 941225 D05	v02r05	SAR for LTE Devices
KDB 941225 D06	v02r01	SAR EVALUATION PROCEDURES FOR PORTABLE DEVICES WITH WIRELESS ROUTER CAPABILITIES
KDB 941225 D07	v01r02	SAR EVALUATION PROCEDURES FOR UMPC MINI-TABLET DEVICES

4 TEST CONDITIONS

4.1 Test signal, frequencies and output power

The device was put into operation by using a call tester. Communication between the device and the call tester was established by air link. Non-signaling mode also applied. The device output power was set to maximum power level for all tests; a fully charged battery was used for every test sequence. In all operating bands the measurements were performed on lowest, middle and highest channels.

4.2 SAR measurement set-up

The system is based on a high precision robot (working range greater than 0.9m), which positions the probes with a positional repeatability of better than $\pm 0.02\text{mm}$. Special E- probe have been developed for measurements close to material discontinuity, the sensors of which are directly loaded with a Schottky diode and connected via highly resistive lines (length =300mm) to the data acquisition unit. A cell controller system contains the power supply, robot controller, teaches pendant (Joystick), and remote control, is used to drive the robot motors. The PC consists of the Micron Pentium IV computer with Win7 system and SAR Measurement Software DASY5 Professional, A/D interface card, monitor, mouse, and keyboard. The Stäubli Robot is connected to the cell controller to allow software manipulation of the robot. A data acquisition electronic (DAE) circuit performs the signal amplification, signal multiplexing, AD-conversion, offset measurements, mechanical surface detection, collision detection, etc. is connected to the Electro-optical coupler (EOC). The EOC performs the conversion from the optical into digital electric signal of the DAE and transfers data to the PC plug-in card. The DAE consists of a highly sensitive electrometer-grade preamplifier with auto-zeroing, a channel and gain-switching multiplexer, a fast 16 bit AD-converter and a command decoder and control logic unit. Transmission to the PC-card is accomplished through an optical Downlink for data and status information and an optical uplink for commands and clock lines. The mechanical probe mounting device includes two different sensor systems for frontal and sidewise probe contacts. They are also used for mechanical surface detection and probe collision detection. The robot uses its own controller with a built in VME-bus computer.

4.3 Phantoms


The phantom used for all tests i.e. for both system checks and device testing, was the twin headed "SAM Phantom", manufactured by SPEAG. The phantom conforms to the requirements. System checking was performed using the flat section, whilst Head SAR tests used the left and right head profile sections. Body SAR testing also used the flat section between the head profiles. The SPEAG device holder (see Section 4.6.1) was used to position the device in all tests whilst a tripod was used to position the validation dipoles against the flat section of phantom.

Shell thickness: 2 ± 0.2 mm on flat section (6 ± 0.2 mm at ear point)

4.4 Tissue simulants

Recommended values for the dielectric parameters of the tissue simulants are given in reference standards. The depth of the tissue simulant was 15.0 ± 0.5 cm measured from the ear reference point during system checking and device measurements. The following tissue simulants were used for test:

Name	Broadband tissue-equivalent liquid
Type	HBBL600-10000V6 Simulating Liquid
Supplier	SPEAG
Component	Material used refer to 62209-1528 Annex F, the details are confidential.



Liquid depth for SAR Measurement

4.5 Device holder

The device was placed in the device holder (illustrated below) that is supplied by SPEAG as an integral part of the Dasy52 system.



4.6 Scan procedure

First, area scans were used for determination of the field distribution and the approximate location of the local peak SAR values. The SAR distribution is scanned along the inside surface, at least for an area larger than the projection of the handset and antenna. The angle between the probe axis and the surface normal line is recommended but not required to be less than 30°. The SAR distribution is first measured on a 2-D coarse grid. The scan region should cover all areas that are exposed and encompassed by the projection of the handset. There are 15 mm x 15 mm (equal or less than 2GHz), 12 mm x 12 mm (from 2GHz~4GHz) and 10mm x 10mm (from 4GHz~6GHz) measurement grid used when two staggered one-dimensional cubic splines are used to estimate the maximum SAR location.

When the reported 1g-SAR estimated by area scan is less than 1.40 w/kg.

Zoom scan was performed by using the configuration mentioned below or more conservative scan area and step to determine the averaged SAR value. Drift was determined by measuring the same point at the start of the area scan and again at the end of the zoom scan.

Below 3GHz: 32mmX32mmX30mm scan area with 8 mm X8 mm X5 mm steps

2GHz-3GHz: 32mmX32mmX30mm scan area with 8 mm X8 mm X5 mm steps

3GHz-4GHz: 28mmX28mmX28mm scan area with 7 mm X7 mm X4 mm steps

4GHz-5GHz: 25mmX25mmX24mm scan area with 5 mm X5 mm X3 mm steps

5GHz-6GHz: 25mmX25mmX22mm scan area with 5 mm X5 mm X2 mm steps

4.7 SAR averaging methods

The maximum SAR value was averaged over a cube of tissue using interpolation and extrapolation.

The interpolation, extrapolation and maximum search routines within Dasy5 are all based on the modified Quadratic Shepard's method (Robert J. Renka, "Multivariate Interpolation Of Large Sets Of Scattered Data", University of North Texas ACM Transactions on Mathematical Software, vol. 14, no. 2, June 1988, pp. 139-148).

The interpolation scheme combines a least-square fitted function method with a weighted average method. A trivariate 3-D / bivariate 2-D quadratic function is computed for each measurement point and fitted to neighboring points by a least-square method. For the zoom scan, inverse distance weighting is incorporated to fit distant points more accurately. The interpolating function is finally calculated as a weighted average of the quadratics.

In the zoom scan, the interpolation function is used to extrapolate the Peak SAR from the deepest measurement points to the inner surface of the phantom.




5 RESULT SUMMARY

The maximum reported SAR values for all exposure conditions supported are given as following. The device meet the compliance.

Licensed Band Standalone Transmission Summary(SISO1)				
Exposure Position	Frequency Band	SAR Result(W/kg)	Limit(W/kg)	Verdict
Head	GSM850	0.66	1.60	Pass
	GSM1900	0.17		
	WCDMA Band II	0.25		
	WCDMA Band IV	0.38		
	WCDMA Band V	0.52		
	LTE Band2	0.20		
	LTE Band4	0.35		
	LTE Band5	0.56		
	LTE Band7	0.62		
	LTE Band12	0.24		
	LTE Band13	0.53		
	LTE Band17	0.24		
	LTE Band38	0.32		
	LTE Band41	0.46		
	LTE Band66	0.34		
	Body-Worn	NR5		
NR41		0.01		
GSM850		0.61		
GSM1900		0.27		
WCDMA Band II		0.65		
WCDMA Band IV		0.61		
WCDMA Band V		0.48		
LTE Band2		0.39		
LTE Band4		0.48		
LTE Band5		0.45		
LTE Band7		0.49		
LTE Band12		0.18		
LTE Band13		0.51		
LTE Band17		0.18		
LTE Band38		0.23		
LTE Band41		0.28		
LTE Band66	0.46			
Hotspot	NR5	0.35		
	NR41	0.22		
	GSM850	0.61		
	GSM1900	0.59		
	WCDMA Band II	0.70		
	WCDMA Band IV	0.61		
	WCDMA Band V	0.48		
	LTE Band2	0.58		
	LTE Band4	0.60		
	LTE Band5	0.45		
	LTE Band7	0.63		
	LTE Band12	0.18		
	LTE Band13	0.51		
	LTE Band17	0.18		
	LTE Band38	0.50		
	LTE Band41	0.62		
LTE Band66	0.55			

Unlicensed Band Standalone Transmission Summary(MIMO)				
Exposure Position	Frequency Band	SAR Result(W/kg)	Limit(W/kg)	Verdict
Head	BT	0.17	1.60	Pass
	WLAN2.4GHz	0.23	1.60	Pass
	WLAN5GHz UNII-1	0.42	1.60	Pass
	WLAN5GHz UNII-2A	0.30	1.60	Pass
	WLAN5GHz UNII-2C	0.24	1.60	Pass
	WLAN5GHz UNII-3	0.31	1.60	Pass
	WLAN5GHz UNII-5	0.51	1.60	Pass
Body-Worn	BT	0.03	1.60	Pass
	WLAN2.4GHz	0.05	1.60	Pass
	WLAN5GHz UNII-1	0.08	1.60	Pass
	WLAN5GHz UNII-2A	0.08	1.60	Pass
	WLAN5GHz UNII-2C	0.08	1.60	Pass
	WLAN5GHz UNII-3	0.12	1.60	Pass
	WLAN5GHz UNII-5	0.18	1.60	Pass
Hotspot	BT	0.03	1.60	Pass
	WLAN2.4GHz	0.06	1.60	Pass
	WLAN5GHz UNII-1	Not support	1.60	Pass
	WLAN5GHz UNII-2A	Not support	1.60	Pass
	WLAN5GHz UNII-2C	Not support	1.60	Pass
	WLAN5GHz UNII-3	Not support	1.60	Pass
	WLAN5GHz UNII-5	0.18	1.60	Pass

Simultaneous Transmission Summary				
Exposure Position	Mode	Highest SAR Result(W/kg)	Limit(W/kg)	Verdict
Head	GSM850+BT +WLAN5GHz MIMO	1.25	1.60	Pass
Body-Worn	DC_66A_n5A+BT +WLAN6GHz MIMO	1.02	1.60	Pass
Hotspot	DC_66A_n5A+BT +WLAN6GHz MIMO	0.87	1.60	Pass

This Test Report Is Approved by: Mr. Peng Zhen 	Review by: Mr. Li Bin 
Tested and issued by: Ms. Li Jin 	Approved date: 2023/05/25

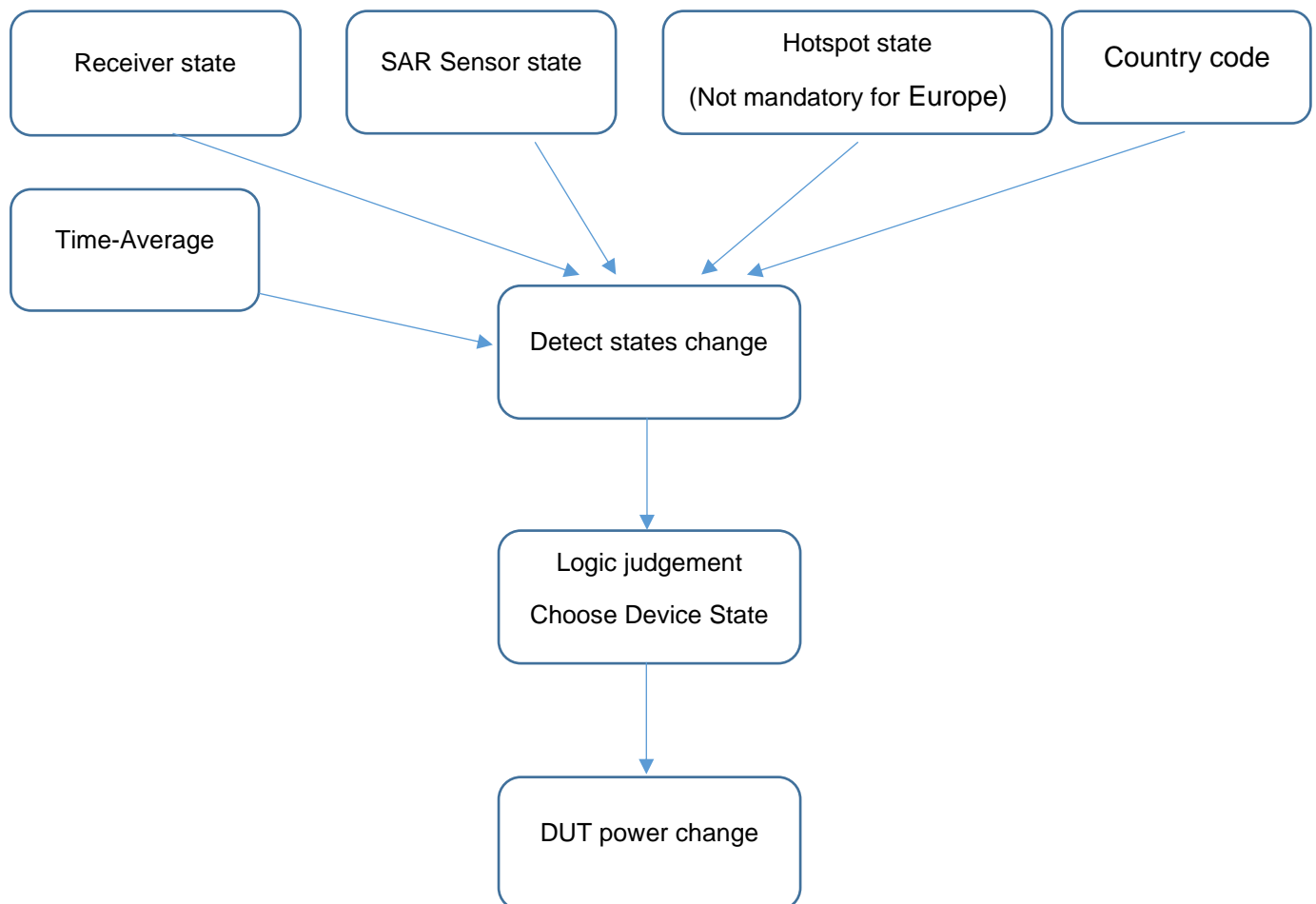
6 TEST RESULTS

6.1 Scenario

General description:

In common, there are several power change schemes based on technologies mentioned below, but different product use different method to change conducted power for relevant transmitters. These methods could be used together on both standalone and simultaneous transmission (Depends on specific scenario)

Receiver:	Triggered when receive ON/OFF
P-sensor:	Triggered when sensor ON/OFF
Hotspot:	Triggered when hotspot ON/OFF
Country code:	Triggered through MCC/A-GNSS
TA:	Time average SAR based on Qualcomm



DUT Power change scheme	Scenario	Note
Hotspot	Hotspot	Hotspot ON with reduce power
Country code	All	specific country with unique power level

6.2 Average conducted power with Tune up tolerance

6.2.1 GSM

General description:

GPRS Coding Scheme	Bit Rate (kbit/s/slot)	Modulation	Code Rate	
CS-1	8.0	GMSK	1/2	
CS-2	12.0	GMSK	≈2/3	
CS-3	14.4	GMSK	≈3/4	
CS-4	20.0	GMSK	1	
EDGE Modulation and Coding Scheme (MCS)	Bit Rate (kbit/s/slot)	Modulation	Data Code Rate	Header Code Rate
MCS-1	8.8	GMSK	≈0.53	≈0.53
MCS-2	11.2	GMSK	≈0.66	≈0.53
MCS-3	14.8	GMSK	≈0.85	≈0.53
MCS-4	17.6	GMSK	1	≈0.53
MCS-5	22.4	8PSK	≈0.37	1/3
MCS-6	29.6	8PSK	≈0.49	1/3
MCS-7	44.8	8PSK	≈0.76	≈0.39
MCS-8	57.05	8PSK	≈0.92	≈0.39
MCS-9	61.85	8PSK	1	≈0.39

Division Factors:

To average the power, the division factor is as follows:

1TX-slot (1uplink) = 1 transmit time slot out of 8 time slots=> conducted power divided by (8/1) => -9.03dB

2TX-slots(2uplink) = 2 transmit time slots out of 8 time slots=> conducted power divided by (8/2) => -6.02dB

3TX-slots (3uplink) = 3 transmit time slots out of 8 time slots=> conducted power divided by (8/3) => -4.26dB

4TX-slots (4uplink) = 4 transmit time slots out of 8 time slots=> conducted power divided by (8/4) => -3.01dB

Note: GSM SAR was tested under the mode with maximum frame average power.

Licensed SISO1

Full Power

GSM850

TX Mode	TX slot	Burst Power (dBm)			Tune up Tolerance (dBm)	Frame power(dBm)		
		Frequency/Channel				Frequency/Channel		
		824.2	836.6	848.8		824.2	836.6	848.8
		128	190	251		128	190	251
GSM	1 slot	32.35	32.48	32.39	33.30	23.32	23.45	23.36
GPRS (GMSK)	1 slot	32.29	32.33	32.25	33.30	23.26	23.30	23.22
	2 slots	30.22	30.33	30.19	31.20	24.20	24.31	24.17
	3 slots	28.39	28.57	28.41	29.40	24.13	24.31	24.15
	4 slots	27.26	27.34	27.19	28.40	24.25	24.33	24.18

GSM1900

TX Mode	TX slot	Burst Power (dBm)			Tune up Tolerance (dBm)	Frame power(dBm)		
		Frequency/Channel				Frequency/Channel		
		1850	1880	1910		1850	1880	1910
		512	661	810		512	661	810
GSM	1 slot	29.32	29.36	29.42	30.50	20.29	20.33	20.39
GPRS (GMSK)	1 slot	29.31	29.29	29.39	30.50	20.28	20.26	20.36
	2 slots	27.05	27.19	27.05	28.20	21.03	21.17	21.03
	3 slots	25.34	25.44	25.40	26.60	21.08	21.18	21.14
	4 slots	24.00	24.08	23.91	25.40	20.99	21.07	20.90

6.2.2 WCDMA

General description:

Release 99

The following tests were completed according to the test requirements outlined in 3GPP TS34.121-1 specification.

Mode	Subtest	Rel99
WCDMA General Settings	Loopback Mode	Test Mode 1
	RMC mode AMR mode	12.2kbps RMC 12.2kbps RMC in 3.4 kbps SRB
	Power Control Algorithm	Algorithm2
	β_c/β_d	8/15

Release 5

The following 4 Sub-tests were completed according to Release 5 procedures in 3GPP TS34.121.

Sub-test	β_c	β_d	β_d (SF)	β_c/β_d	$\beta_{hs}^{(1)}$	CM(dB) ⁽²⁾
1	2/15	15/15	64	2/15	4/15	0.0
2	12/15 ⁽³⁾	15/15 ⁽³⁾	64	12/15 ⁽³⁾	24/15	1.0
3	15/15	8/15	64	15/18	30/15	1.5
4	15/15	4/15	64	15/4	30/15	1.5

Note1: Δ_{ACK} , Δ_{NACK} and $\Delta_{CQI} = 8 \Leftrightarrow A_{hs} = \beta_{hs}/\beta_c = 30/15 \Leftrightarrow \beta_{hs} = 30/15 * \beta_c$.

Note2: CM=1 for $\beta_c/\beta_d = 12/15$, $\beta_{hs}/\beta_c = 24/15$.

Note3: For subtest 2 the β_c/β_d ratio of 12/15 for the TFC during the measurement period(TF1,TF0) is achieved by setting the signaled gain factors for the reference TFC(TF1,TF1) to $\beta_c = 11/15$ and $\beta_d = 15/15$.

Release 6

The following 5 Sub-tests were completed according to Release 6 procedures in 3GPP TS34.121.

Sub-test	β_c	β_d	β_d (SF)	β_c/β_d	$\beta_{hs}^{(1)}$	β_{ec}	β_{ed}	β_{ed} (SF)	β_{ed} (codes)	CM ⁽²⁾ (dB)	MP R (dB)	AG ⁽⁴⁾ Index	E-TFCI
1	11/15 ⁽³⁾	15/15 ⁽³⁾	64	11/15 ⁽³⁾	22/15	209/225	1039/225	4	1	1.0	2.0	20	75
2	6/15	15/15	64	6/15	12/15	12/15	94/75	4	1	3.0	2.0	12	67
3	15/15	9/15	64	15/9	30/15	30/15	$\beta_{ed1}:47/15$ $\beta_{ed2}:47/15$	4	2	2.0	2.0	15	92
4	2/15	15/15	64	2/15	4/15	2/15	56/75	4	1	3.0	2.0	17	71
5	15/15 ⁽⁴⁾	15/15 ⁽⁴⁾	64	15/15 ⁽⁴⁾	30/15	24/15	134/15	4	1	1.0	2.0	21	81

Note1: Δ_{ACK} , Δ_{NACK} and $\Delta_{CQI} = 8 \Leftrightarrow A_{hs} = \beta_{hs}/\beta_c = 30/15 \Leftrightarrow \beta_{hs} = 30/15 * \beta_c$.

Note2: CM=1 for $\beta_c/\beta_d = 12/15, \beta_{hs}/\beta_c = 24/15$. For all other combinations of DPDCH, DPCCH, HS-DPCCH, E-DPDCH and E-DPCCH the MPR is based on the relative CM difference.

Note3: For subtest 1 the β_c/β_d ratio of 11/15 for the TFC during the measurement period(TF1,TF0) is achieved by setting the signaled gain factors for the reference TFC(TF1,TF1) to $\beta_c = 10/15$ and $\beta_d = 15/15$.

Note4: For subtest 5 the β_c/β_d ratio of 15/15 for the TFC during the measurement period(TF1,TF0) is achieved by setting the signaled gain factors for the reference TFC(TF1,TF1) to $\beta_c = 14/15$ and $\beta_d = 15/15$.

NOTE5: Testing UE using E-DPDCH Physical layer category 1 Sub-test 3 is not required according to TS 25.306 Table 5.1g.

NOTE6: β_{ed} can not be set directly; it is set by Absolute Grant Value.

Release 7

The following 1 Sub-test was completed according to Release 7 procedures in section 5.2 of 3GPP TS34.121.

Table C.11.1.4: β values for transmitter characteristics tests with HS-DPCCH and E-DCH with 16QAM

Sub-test	β_c (Note3)	β_d	β_{hs} (Note1)	β_{ec}	β_{ed} (2xSF2) (Note 4)	β_{ed} (2xSF4) (Note 4)	CM (dB) (Note 2)	MPR (dB) (Note 2)	AG Index (Note 4)	E-TFCI (Note 5)	E-TFCI (boost)
1	1	0	30/15	30/15	$\beta_{ed1}: 30/15$ $\beta_{ed2}: 30/15$	$\beta_{ed3}: 24/15$ $\beta_{ed4}: 24/15$	3.5	2.5	14	105	105

Note 1: Δ_{ACK} , Δ_{NACK} and $\Delta_{CQI} = 30/15$ with $\beta_{hs} = 30/15 * \beta_c$.

Note 2: CM = 3.5 and the MPR is based on the relative CM difference, MPR = MAX(CM-1,0).

Note 3: DPDCH is not configured, therefore the β_c is set to 1 and $\beta_d = 0$ by default.

Note 4: β_{ed} can not be set directly; it is set by Absolute Grant Value.

Note 5: All the sub-tests require the UE to transmit 2SF2+2SF4 16QAM EDCH and they apply for UE using E-DPDCH category 7. E-DCH TTI is set to 2ms TTI and E-DCH table index = 2. To support these E-DCH configurations DPDCH is not allocated. The UE is signalled to use the extrapolation algorithm.

Table E.5.0: Levels for HSDPA connection setup

Parameter During Connection setup	Unit	Value
P-CPICH_Ec/Ior	dB	-10
P-CCPCH and SCH_Ec/Ior	dB	-12
PICH_Ec/Ior	dB	-15
HS-PDSCH	dB	off
HS-SCCH_1	dB	off
DPCH_Ec/Ior	dB	-5
OCNS_Ec/Ior	dB	-3.1

Table C.8.1.12: Fixed Reference Channel H-Set 12

Parameter	Unit	Value
Nominal Avg. Inf. Bit Rate	kbps	60
Inter-TTI Distance	TTI's	1
Number of HARQ Processes	Processes	6
Information Bit Payload (N_{inf})	Bits	120
Number Code Blocks	Blocks	1
Binary Channel Bits Per TTI	Bits	960
Total Available SML's in UE	SML's	19200
Number of SML's per HARQ Proc.	SML's	3200
Coding Rate		0.15
Number of Physical Channel Codes	Codes	1
Modulation		QPSK

Note 1: The RMC is intended to be used for DC-HSDPA mode and both cells shall transmit with identical parameters as listed in the table.
 Note 2: Maximum number of transmission is limited to 1, i.e., retransmission is not allowed. The redundancy and constellation version 0 shall be used.

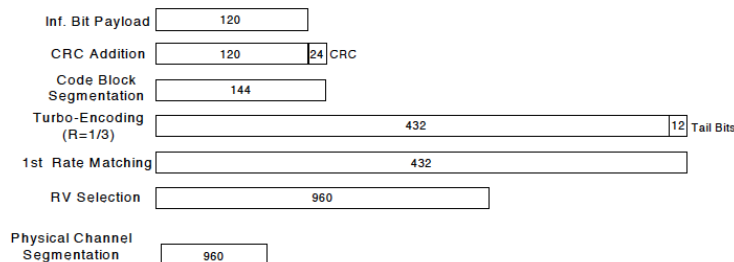


Figure C.8.19: Coding rate for Fixed reference Channel H-Set 12 (QPSK)

The following 4 Sub-tests for HSDPA were completed according to Release 8 procedures in 3GPP TS34.121.

Sub-test	β_c	β_d	β_d (SF)	β_c/β_d	$\beta_{hs}^{(1)}$	CM(dB) ⁽²⁾
1	2/15	15/15	64	2/15	4/15	0.0
2	12/15 ⁽³⁾	15/15 ⁽³⁾	64	12/15 ⁽³⁾	24/15	1.0
3	15/15	8/15	64	15/18	30/15	1.5
4	15/15	4/15	64	15/4	30/15	1.5

Note1: Δ_{ACK} , Δ_{NACK} and $\Delta_{CQI} = 8 \leftrightarrow A_{hs} = \beta_{hs}/\beta_c = 30/15 \leftrightarrow \beta_{hs} = 30/15 * \beta_c$.

Note2: CM=1 for $\beta_c/\beta_d = 12/15$, $\beta_{hs}/\beta_c = 24/15$.

Note3: For subtest 2 the β_c/β_d ratio of 12/15 for the TFC during the measurement period(TF1,TF0) is achieved by setting the signaled gain factors for the reference TFC(TF1,TF1) to $\beta_c = 11/15$ and $\beta_d = 15/15$.

Release 9

The clause (UE Maximum Output Power for DC-HSUPA) is **incomplete** in 3GPP TS34.121 so far.

Parameter	Unit	Cell 1
Cell type		Serving cell
UTRA RF Channel Number		As defined in clause 5.2BB.4.1
Qqualmin	dB	-24
Qrxlevmin	dBm	-115
UE_TXPWR_MAX_RACH	dBm	+21
I_{or} (see notes 1 and 2)	dBm/3.84 MHz	-86
NOTE 1: The power level is specified in terms of I_{or} instead of CPICH_RSCP because RSCP is a receiver measurement, whereas the SS can only set I_{or} .		
NOTE 2: The cell fulfils TS 25.304, clause 5.2.3.1.2.		

Note: UMTS SAR was tested under Rel.99 RMC 12.2kbps mode. For other higher release configuration, SAR was not required.

Licensed SISO1.

Full Power

band II

Mode		RF Output Power(dBm)			Tuneup Tolerance (dBm)
		9262	9400	9538	
		1852.4	1880	1907.6	
Release 99	RMC,12.2kbps	22.31	22.33	22.36	23.3
HSDPA	Subtest1	21.13	21.26	21.41	22.3
	Subtest2	21.31	21.28	21.28	22.3
	Subtest3	20.70	20.91	20.78	21.8
	Subtest4	20.67	20.93	20.86	21.8
HSUPA	Subtest1	21.18	21.43	21.41	22.3
	Subtest2	19.44	19.29	19.41	20.3
	Subtest3	20.40	20.48	20.55	21.3
	Subtest4	19.24	19.15	19.50	20.3
	Subtest5	21.36	21.46	21.23	22.3
HSPA+	QPSK	21.15	21.24	21.44	22.3
	16QAM	21.27	21.37	21.51	22.3

band IV

Mode		RF Output Power(dBm)			Tuneup Tolerance (dBm)
		1312	1413	1513	
		1712.4	1732.6	1752.6	
Release 99	RMC,12.2kbps	22.38	22.44	22.17	23.3
HSDPA	Subtest1	21.35	21.25	21.19	22.3
	Subtest2	21.47	21.58	21.09	22.3
	Subtest3	20.97	20.79	20.77	21.8
	Subtest4	20.73	20.95	20.54	21.8
HSUPA	Subtest1	21.55	21.61	21.06	22.3
	Subtest2	19.41	19.24	18.98	20.3
	Subtest3	20.42	20.34	20.1	21.3
	Subtest4	19.44	19.41	19.01	20.3
	Subtest5	21.43	21.47	21.27	22.3
HSPA+	QPSK	21.25	21.56	21.34	22.3
	16QAM	21.38	21.41	21.29	22.3

band V

Mode		RF Output Power(dBm)			Tuneup Tolerance (dBm)
		4132	4183	4233	
		826.4	836.6	846.6	
Release 99	RMC,12.2kbps	23.33	23.29	23.16	24.0
HSDPA	Subtest1	22.20	22.39	22.19	23.0
	Subtest2	22.50	22.47	22.04	23.0
	Subtest3	21.83	21.89	21.79	22.5
	Subtest4	21.71	21.83	21.58	22.5
HSUPA	Subtest1	22.16	22.20	22.22	23.0
	Subtest2	20.18	20.23	20.11	21.0
	Subtest3	21.35	21.42	20.98	22.0
	Subtest4	20.24	20.23	20.01	21.0
	Subtest5	22.19	22.23	22.25	23.0
HSPA+	QPSK	22.22	22.49	22.02	23.0
	16QAM	22.23	22.12	22.13	23.0

Reduced Power

band II

Mode		RF Output Power(dBm)			Tuneup Tolerance (dBm)
		9262	9400	9538	
		1852.4	1880	1907.6	
Release 99	RMC,12.2kbps	21.01	21.03	21.06	22.0
HSDPA	Subtest1	19.83	19.96	20.11	21.0
	Subtest2	20.01	19.98	19.98	21.0
	Subtest3	19.40	19.61	19.48	20.5
	Subtest4	19.37	19.63	19.56	20.5
HSUPA	Subtest1	19.88	20.13	20.11	21.0
	Subtest2	18.14	17.99	18.11	19.0
	Subtest3	19.10	19.18	19.25	20.0
	Subtest4	17.94	17.85	18.20	19.0
	Subtest5	20.06	20.16	19.93	21.0
HSPA+	QPSK	19.85	19.94	20.14	21.0
	16QAM	19.97	20.07	20.21	21.0

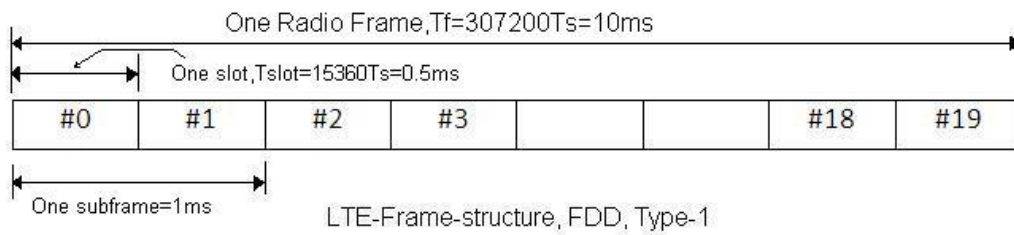
band IV

Mode		RF Output Power(dBm)			Tuneup Tolerance (dBm)
		1312	1413	1513	
		1712.4	1732.6	1752.6	
Release 99	RMC,12.2kbps	20.58	20.64	20.37	21.5
HSDPA	Subtest1	19.55	19.45	19.39	20.5
	Subtest2	19.67	19.78	19.29	20.5
	Subtest3	19.17	18.99	18.97	20.0
	Subtest4	18.93	19.15	18.74	20.0
HSUPA	Subtest1	19.75	19.81	19.26	20.5
	Subtest2	17.61	17.44	17.18	18.5
	Subtest3	18.62	18.54	18.3	19.5
	Subtest4	17.64	17.61	17.21	18.5
	Subtest5	19.63	19.67	19.47	20.5
HSPA+	QPSK	19.45	19.76	19.54	20.5
	16QAM	19.58	19.61	19.49	20.5

6.2.3 LTE

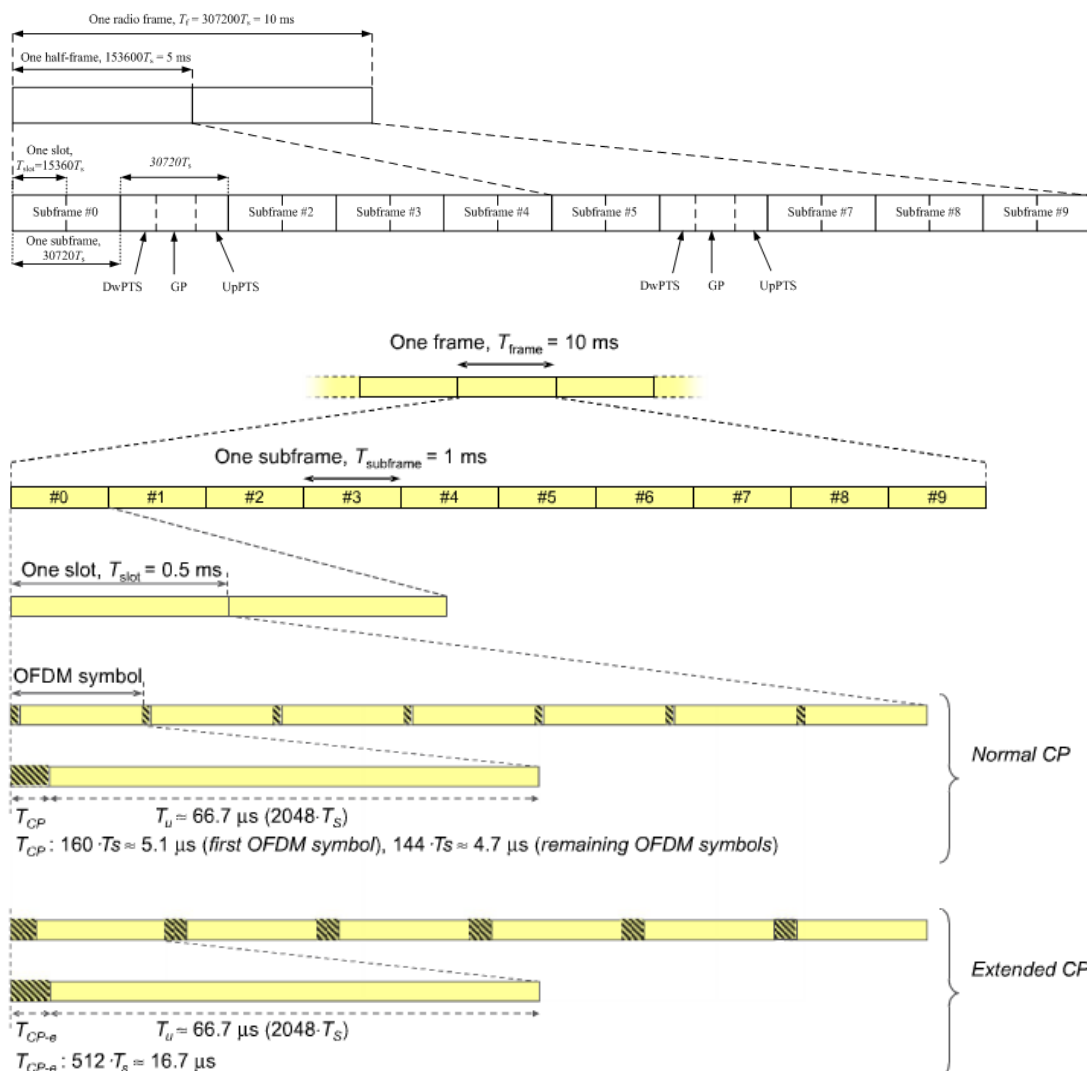
General description:

FDD-LTE frame structure



Type 1 is used as LTE FDD frame structure. As shown in the figure above, an LTE TDD frame is made of total 20 slots, each of 0.5ms. Two consecutive time slots will form one subframe. 10 such subframes form one radio frame. One subframe duration is about 1 ms. and the duty cycle is inherent as 100%.

TDD-LTE frame structure



Uplink-downlink configuration

Uplink-downlink configuration	Downlink-to-Uplink Switch-point periodicity	Subframe number									
		0	1	2	3	4	5	6	7	8	9
0	5 ms	D	S	U	U	U	D	S	U	U	U
1	5 ms	D	S	U	U	D	D	S	U	U	D
2	5 ms	D	S	U	D	D	D	S	U	D	D
3	10 ms	D	S	U	U	U	D	D	D	D	D
4	10 ms	D	S	U	U	D	D	D	D	D	D
5	10 ms	D	S	U	D	D	D	D	D	D	D
6	5 ms	D	S	U	U	U	D	S	U	U	D

Special sub-frame configuration

Special subframe configuration	Normal cyclic prefix in downlink			Extended cyclic prefix in downlink		
	DwPTS	UpPTS		DwPTS	UpPTS	
		Normal cyclic prefix in uplink	Extended cyclic prefix in uplink		Normal cyclic prefix in uplink	Extended cyclic prefix in uplink
0	$6592 \cdot T_s$	$2192 \cdot T_s$	$2560 \cdot T_s$	$7680 \cdot T_s$	$2192 \cdot T_s$	$2560 \cdot T_s$
1	$19760 \cdot T_s$			$20480 \cdot T_s$		
2	$21952 \cdot T_s$			$23040 \cdot T_s$		
3	$24144 \cdot T_s$			$25600 \cdot T_s$		
4	$26336 \cdot T_s$			$7680 \cdot T_s$		
5	$6592 \cdot T_s$	$4384 \cdot T_s$	$5120 \cdot T_s$	$20480 \cdot T_s$	$4384 \cdot T_s$	$5120 \cdot T_s$
6	$19760 \cdot T_s$			$23040 \cdot T_s$		
7	$21952 \cdot T_s$			-		
8	$24144 \cdot T_s$			-		

Special sub-frame with cyclic prefix uplink

Special sub-frame configuration		Duty factor with normal cyclic prefix in uplink	Duty factor with extended cyclic prefix in uplink
Normal cyclic prefix in downlink	0~4	7.13%	8.33%
	5~9	14.3%	16.7%
Extended cyclic prefix in downlink	0~3	7.13%	8.33%
	4~7	14.3%	16.7%

One sub-frame is $30720T_s=1\text{ms}$, when UpPTS(uplink) in special sub-frame with extended cyclic prefix, duty factor = $5120/30720=0.167$. There are 5 sub-frames in half frame(3up link), so the final duty factor is $(30720 \cdot 3 + 5120) / (30720 \cdot 5) = 63.3\%$ which we used to evaluate the SAR compliance (worst case)

Note: SRTC perform SAR test with maximum duty factor equal to 63.3% by using uplink-downlink configuration 0.

Licensed SISO1

Full Power

LTE Band2

BW	Modulation	RB Size	RB Offset	Conducted power(dBm)			
				18607	18900	19193	Tune-up Tolerance
				1850.7	1880	1909.3	
1.4	QPSK	1	0	22.14	22.11	22.17	23.3
		1	3	22.25	22.11	22.18	23.3
		1	5	22.28	22.08	22.14	23.3
		3	0	22.26	22.18	22.22	23.3
		3	1	22.17	22.15	22.10	23.3
		3	3	22.15	22.20	22.06	23.3
	16QAM	6	0	21.23	21.27	21.12	22.3
		1	0	21.24	21.12	21.19	22.3
		1	3	21.31	21.13	21.23	22.3
		1	5	21.15	21.14	21.06	22.3
		3	0	21.32	21.15	21.08	22.3
		3	1	21.26	21.17	21.23	22.3
	64QAM	3	3	21.26	21.10	21.09	22.3
		6	0	20.14	20.23	20.17	21.3
		1	0	20.25	20.11	20.05	21.3
		1	3	20.22	20.18	20.14	21.3
		1	5	20.16	20.10	20.08	21.3
		3	0	20.23	20.09	20.24	21.3
		3	1	20.31	20.18	20.16	21.3
		3	3	20.26	20.14	20.22	21.3
	6	0	19.13	19.11	19.23	20.3	

LTE Band2

BW	Modulation	RB Size	RB Offset	Conducted power(dBm)			
				18615	18900	19185	Tune-up Tolerance
				1851.5	1880	1908.5	
3	QPSK	1	0	22.23	22.16	22.25	23.3
		1	8	22.26	22.15	22.24	23.3
		1	14	22.29	22.24	22.15	23.3
		8	0	21.19	21.14	21.30	22.3
		8	4	21.26	21.22	21.20	22.3
		8	7	21.19	21.10	21.23	22.3
		15	0	21.25	21.09	21.24	22.3
	16QAM	1	0	21.27	21.23	21.19	22.3
		1	8	21.21	21.15	21.33	22.3
		1	14	21.35	21.24	21.17	22.3
		8	0	20.21	20.22	20.15	21.3
		8	4	20.29	20.09	20.33	21.3
		8	7	20.28	20.19	20.19	21.3
		15	0	20.28	20.05	20.15	21.3
	64QAM	1	0	20.21	20.23	20.13	21.3
		1	8	20.22	20.22	20.33	21.3
		1	14	20.24	20.22	20.20	21.3
		8	0	19.33	19.22	19.24	20.3
		8	4	19.22	19.19	19.28	20.3
		8	7	19.26	19.20	19.29	20.3
		15	0	19.28	19.24	19.25	20.3

LTE Band2

BW	Modulation	RB Size	RB Offset	Conducted power(dBm)			
				18625	18900	19175	Tune-up Tolerance
				1852.5	1880	1907.5	
5	QPSK	1	0	22.16	22.26	22.29	23.3
		1	12	22.18	22.18	22.23	23.3
		1	24	22.28	22.24	22.27	23.3
		12	0	21.15	21.22	21.25	22.3
		12	7	21.21	21.22	21.21	22.3
		12	13	21.29	21.18	21.35	22.3
		25	0	21.25	21.24	21.26	22.3
	16QAM	1	0	21.27	21.29	21.33	22.3
		1	12	21.30	21.32	21.21	22.3
		1	24	21.24	21.28	21.37	22.3
		12	0	20.16	20.14	20.29	21.3
		12	7	20.22	20.30	20.27	21.3
		12	13	20.20	20.17	20.34	21.3
		25	0	20.33	20.25	20.37	21.3
	64QAM	1	0	20.23	20.22	20.34	21.3
		1	12	20.25	20.29	20.32	21.3
		1	24	20.25	20.21	20.22	21.3
		12	0	19.32	19.21	19.35	20.3
		12	7	19.30	19.21	19.36	20.3
		12	13	19.26	19.22	19.26	20.3
		25	0	19.30	19.15	19.32	20.3

LTE Band2

BW	Modulation	RB Size	RB Offset	Conducted power(dBm)			
				18650	18900	19150	Tune-up Tolerance
				1855	1880	1905	
10	QPSK	1	0	22.30	22.23	22.22	23.3
		1	25	22.24	22.25	22.17	23.3
		1	49	22.34	22.25	22.15	23.3
		25	0	21.31	21.32	21.18	22.3
		25	12	21.25	21.25	21.27	22.3
		25	25	21.38	21.22	21.17	22.3
		50	0	21.34	21.40	21.20	22.3
	16QAM	1	0	21.31	21.32	21.29	22.3
		1	25	21.23	21.41	21.17	22.3
		1	49	21.32	21.25	21.19	22.3
		25	0	20.23	20.37	20.19	21.3
		25	12	20.25	20.38	20.17	21.3
		25	25	20.35	20.34	20.18	21.3
		50	0	20.36	20.33	20.14	21.3
	64QAM	1	0	20.32	20.31	20.19	21.3
		1	25	20.35	20.33	20.26	21.3
		1	49	20.32	20.23	20.12	21.3
		25	0	19.35	19.36	19.21	20.3
		25	12	19.31	19.35	19.15	20.3
		25	25	19.34	19.38	19.22	20.3
		50	0	19.30	19.37	19.29	20.3

LTE Band2

BW	Modulation	RB Size	RB Offset	Conducted power(dBm)			
				18675	18900	19125	Tune-up Tolerance
				1857.5	1880	1902.5	
15	QPSK	1	0	22.36	22.19	22.24	23.3
		1	37	22.35	22.35	22.30	23.3
		1	74	22.23	22.32	22.20	23.3
		36	0	21.26	21.32	21.19	22.3
		36	29	21.24	21.24	21.23	22.3
		36	30	21.24	21.26	21.35	22.3
		75	0	21.28	21.22	21.32	22.3
	16QAM	1	0	21.31	21.20	21.33	22.3
		1	37	21.28	21.33	21.34	22.3
		1	74	21.35	21.22	21.28	22.3
		36	0	20.27	20.21	20.32	21.3
		36	29	20.24	20.31	20.34	21.3
		36	30	20.25	20.33	20.25	21.3
		75	0	20.32	20.18	20.27	21.3
	64QAM	1	0	20.34	20.31	20.35	21.3
		1	37	20.21	20.19	20.39	21.3
		1	74	20.37	20.30	20.27	21.3
		36	0	19.27	19.31	19.28	20.3
		36	29	19.36	19.19	19.27	20.3
		36	30	19.26	19.29	19.25	20.3
		75	0	19.33	19.28	19.24	20.3

LTE Band2

BW	Modulation	RB Size	RB Offset	Conducted power(dBm)			
				18700	18900	19100	Tune-up Tolerance
				1860	1880	1900	
20	QPSK	1	0	22.33	22.35	22.28	23.3
		1	49	22.22	22.32	22.18	23.3
		1	99	22.34	22.35	22.23	23.3
		50	0	21.27	21.40	21.31	22.3
		50	24	21.41	21.30	21.14	22.3
		50	50	21.27	21.26	21.21	22.3
		100	0	21.38	21.40	21.27	22.3
	16QAM	1	0	21.44	21.38	21.31	22.3
		1	49	21.33	21.24	21.18	22.3
		1	99	21.26	21.40	21.30	22.3
		50	0	20.28	20.27	20.28	21.3
		50	24	20.40	20.24	20.28	21.3
		50	50	20.44	20.40	20.15	21.3
		100	0	20.43	20.36	20.24	21.3
	64QAM	1	0	20.26	20.41	20.29	21.3
		1	49	20.30	20.31	20.19	21.3
		1	99	20.33	20.32	20.18	21.3
		50	0	19.26	19.25	19.24	20.3
		50	24	19.33	19.33	19.33	20.3
		50	50	19.39	19.21	19.27	20.3
		100	0	19.30	19.23	19.33	20.3

LTE Band4

BW	Modulation	RB Size	RB Offset	Conducted power(dBm)			Tune-up Tolerance
				19957	20175	20393	
				1710.7	1732.5	1754.3	
1.4	QPSK	1	0	22.09	22.18	22.16	23.3
		1	3	22.10	22.33	22.20	23.3
		1	5	22.17	22.20	22.16	23.3
		3	0	22.26	22.21	22.27	23.3
		3	1	22.27	22.31	22.29	23.3
		3	3	22.33	22.30	22.25	23.3
		6	0	21.28	21.30	21.21	22.3
	16QAM	1	0	21.35	21.20	21.28	22.3
		1	3	21.17	21.34	21.15	22.3
		1	5	21.26	21.30	21.21	22.3
		3	0	21.22	21.34	21.20	22.3
		3	1	21.25	21.32	21.15	22.3
		3	3	21.36	21.22	21.14	22.3
		6	0	20.32	20.17	20.19	21.3
	64QAM	1	0	20.36	20.33	20.32	21.3
		1	3	20.32	20.17	20.26	21.3
		1	5	20.18	20.36	20.15	21.3
		3	0	20.22	20.22	20.17	21.3
		3	1	20.30	20.20	20.27	21.3
		3	3	20.19	20.33	20.25	21.3
		6	0	19.32	19.29	19.24	20.3

LTE Band4

BW	Modulation	RB Size	RB Offset	Conducted power(dBm)			
				19965	20175	20385	Tune-up Tolerance
				1711.5	1732.5	1753.5	
3	QPSK	1	0	22.24	22.14	22.26	23.3
		1	8	22.25	22.29	22.27	23.3
		1	14	22.21	22.28	22.21	23.3
		8	0	21.21	21.25	21.32	22.3
		8	4	21.36	21.22	21.16	22.3
		8	7	21.35	21.15	21.33	22.3
		15	0	21.35	21.24	21.32	22.3
	16QAM	1	0	21.26	21.16	21.30	22.3
		1	8	21.24	21.12	21.30	22.3
		1	14	21.26	21.17	21.20	22.3
		8	0	20.36	20.14	20.23	21.3
		8	4	20.33	20.12	20.14	21.3
		8	7	20.26	20.22	20.21	21.3
		15	0	20.33	20.25	20.18	21.3
	64QAM	1	0	20.20	20.23	20.33	21.3
		1	8	20.20	20.22	20.25	21.3
		1	14	20.18	20.20	20.30	21.3
		8	0	19.17	19.22	19.21	20.3
		8	4	19.22	19.24	19.30	20.3
		8	7	19.25	19.25	19.19	20.3
		15	0	19.27	19.17	19.15	20.3

LTE Band4

BW	Modulation	RB Size	RB Offset	Conducted power(dBm)			
				19975	20175	20375	Tune-up Tolerance
				1712.5	1732.5	1752.5	
5	QPSK	1	0	22.06	22.24	22.06	23.3
		1	12	21.97	22.19	22.19	23.3
		1	24	22.05	22.22	22.05	23.3
		12	0	20.96	21.17	21.03	22.3
		12	7	21.09	21.08	21.13	22.3
		12	13	21.13	21.22	21.18	22.3
		25	0	21.14	21.25	21.06	22.3
	16QAM	1	0	20.98	21.15	21.08	22.3
		1	12	21.04	21.09	21.16	22.3
		1	24	20.94	21.12	21.20	22.3
		12	0	20.11	20.12	20.16	21.3
		12	7	20.13	20.17	20.18	21.3
		12	13	20.07	20.28	20.08	21.3
		25	0	20.03	20.19	20.11	21.3
	64QAM	1	0	19.95	20.19	20.07	21.3
		1	12	19.94	20.16	20.15	21.3
		1	24	20.02	20.25	20.15	21.3
		12	0	19.12	19.09	19.19	20.3
		12	7	19.11	19.26	19.18	20.3
		12	13	19.06	19.22	19.05	20.3
		25	0	18.97	19.26	19.13	20.3

LTE Band4

BW	Modulation	RB Size	RB Offset	Conducted power(dBm)			
				20000	20175	20350	Tune-up Tolerance
				1715	1732.5	1750	
10	QPSK	1	0	22.25	22.26	22.31	23.3
		1	25	22.19	22.24	22.35	23.3
		1	49	22.16	22.17	22.22	23.3
		25	0	21.22	21.27	21.24	22.3
		25	12	21.27	21.28	21.36	22.3
		25	25	21.25	21.26	21.29	22.3
		50	0	21.14	21.23	21.25	22.3
	16QAM	1	0	21.22	21.17	21.22	22.3
		1	25	21.13	21.30	21.39	22.3
		1	49	21.31	21.20	21.32	22.3
		25	0	20.13	20.28	20.36	21.3
		25	12	20.16	20.22	20.40	21.3
		25	25	20.29	20.36	20.33	21.3
		50	0	20.20	20.28	20.30	21.3
	64QAM	1	0	20.28	20.22	20.34	21.3
		1	25	20.12	20.34	20.27	21.3
		1	49	20.15	20.19	20.33	21.3
		25	0	19.13	19.32	19.36	20.3
		25	12	19.26	19.23	19.30	20.3
		25	25	19.24	19.19	19.34	20.3
		50	0	19.21	19.23	19.40	20.3

LTE Band4

BW	Modulation	RB Size	RB Offset	Conducted power(dBm)			
				20025	20175	20325	Tune-up Tolerance
				1717.5	1732.5	1747.5	
15	QPSK	1	0	22.24	22.30	22.35	23.3
		1	37	22.43	22.31	22.45	23.3
		1	74	22.42	22.37	22.44	23.3
		36	0	21.27	21.22	21.40	22.3
		36	29	21.30	21.23	21.43	22.3
		36	30	21.36	21.37	21.37	22.3
		75	0	21.37	21.25	21.37	22.3
	16QAM	1	0	21.41	21.37	21.35	22.3
		1	37	21.34	21.40	21.38	22.3
		1	74	21.37	21.36	21.39	22.3
		36	0	20.36	20.40	20.44	21.3
		36	29	20.40	20.39	20.41	21.3
		36	30	20.35	20.23	20.29	21.3
		75	0	20.26	20.26	20.35	21.3
	64QAM	1	0	20.26	20.26	20.39	21.3
		1	37	20.38	20.24	20.40	21.3
		1	74	20.28	20.23	20.48	21.3
		36	0	19.39	19.37	19.32	20.3
		36	29	19.28	19.37	19.41	20.3
		36	30	19.24	19.37	19.39	20.3
		75	0	19.26	19.25	19.43	20.3

LTE Band4

BW	Modulation	RB Size	RB Offset	Conducted power(dBm)			
				20050	20175	20300	Tune-up Tolerance
				1720	1732.5	1745	
20	QPSK	1	0	22.42	22.33	22.38	23.3
		1	49	22.43	22.43	22.26	23.3
		1	99	22.41	22.45	22.25	23.3
		50	0	21.51	21.30	21.23	22.3
		50	24	21.39	21.43	21.36	22.3
		50	50	21.50	21.44	21.29	22.3
		100	0	21.47	21.45	21.40	22.3
	16QAM	1	0	21.47	21.46	21.36	22.3
		1	49	21.45	21.34	21.29	22.3
		1	99	21.40	21.45	21.32	22.3
		50	0	20.44	20.37	20.40	21.3
		50	24	20.45	20.42	20.35	21.3
		50	50	20.43	20.46	20.34	21.3
		100	0	20.54	20.31	20.23	21.3
	64QAM	1	0	20.47	20.37	20.31	21.3
		1	49	20.50	20.36	20.24	21.3
		1	99	20.44	20.35	20.30	21.3
		50	0	19.42	19.46	19.36	20.3
		50	24	19.51	19.48	19.36	20.3
		50	50	19.57	19.31	19.36	20.3
		100	0	19.56	19.41	19.32	20.3

LTE Band5

BW	Modulation	RB Size	RB Offset	Conducted power(dBm)			Tune-up Tolerance
				20407	20525	20643	
				824.7	836.5	848.3	
1.4	QPSK	1	0	23.12	23.07	23.03	24
		1	3	23.15	23.06	23.06	24
		1	5	23.12	23.05	23.11	24
		3	0	23.18	23.18	23.05	24
		3	1	23.19	23.16	23.15	24
		3	3	23.08	23.08	23.11	24
		6	0	22.12	22.08	22.11	23
	16QAM	1	0	22.55	22.57	22.49	23
		1	3	22.47	22.62	22.44	23
		1	5	22.26	22.27	22.35	23
		3	0	22.27	22.13	22.20	23
		3	1	22.22	22.05	22.10	23
		3	3	22.19	22.34	22.22	23
		6	0	21.16	21.13	21.18	22
	64QAM	1	0	21.47	21.44	21.33	22
		1	3	21.57	21.65	21.62	22
		1	5	21.41	21.59	21.40	22
		3	0	21.35	21.32	21.48	22
		3	1	21.37	21.33	21.39	22
		3	3	21.26	21.33	21.32	22
		6	0	20.07	20.21	20.21	21

LTE Band5

BW	Modulation	RB Size	RB Offset	Conducted power(dBm)			
				20415	20525	20635	Tune-up Tolerance
				825.5	836.5	847.5	
3	QPSK	1	0	23.13	23.09	23.02	24
		1	8	23.15	23.13	23.10	24
		1	14	22.94	23.10	22.90	24
		8	0	22.16	22.17	22.03	23
		8	4	22.22	22.20	22.18	23
		8	7	22.18	22.16	22.18	23
		15	0	22.14	22.16	22.15	23
	16QAM	1	0	22.15	22.28	22.12	23
		1	8	22.39	22.66	22.53	23
		1	14	22.02	22.19	22.19	23
		8	0	21.18	21.19	21.17	22
		8	4	21.23	21.38	21.24	22
		8	7	21.12	21.24	21.19	22
		15	0	21.09	21.09	21.23	22
	64QAM	1	0	21.38	21.31	21.59	22
		1	8	21.55	21.43	21.32	22
		1	14	21.19	21.06	21.36	22
		8	0	20.16	20.24	20.06	21
		8	4	20.21	20.21	20.34	21
		8	7	20.20	20.20	20.24	21
		15	0	20.27	20.17	20.31	21

LTE Band5

BW	Modulation	RB Size	RB Offset	Conducted power(dBm)			
				20425	20525	20625	Tune-up Tolerance
				826.5	836.5	846.5	
5	QPSK	1	0	23.15	23.17	23.08	24
		1	12	23.11	23.20	23.15	24
		1	24	23.02	23.13	23.06	24
		12	0	22.11	22.15	22.06	23
		12	7	22.00	22.20	22.09	23
		12	13	22.02	22.20	22.17	23
		25	0	22.05	22.16	22.11	23
	16QAM	1	0	22.05	22.26	22.32	23
		1	12	22.20	22.27	22.41	23
		1	24	22.01	22.47	22.35	23
		12	0	21.13	21.33	21.07	22
		12	7	21.07	21.24	21.15	22
		12	13	21.08	21.08	21.23	22
		25	0	21.03	21.16	21.16	22
	64QAM	1	0	21.38	21.47	21.41	22
		1	12	21.32	21.27	21.43	22
		1	24	21.06	21.40	21.35	22
		12	0	20.03	20.15	20.06	21
		12	7	20.09	20.36	20.03	21
		12	13	19.96	20.20	20.09	21
		25	0	20.04	20.21	20.16	21

LTE Band5

BW	Modulation	RB Size	RB Offset	Conducted power(dBm)			
				20450	20525	20600	Tune-up Tolerance
				829	836.5	844	
10	QPSK	1	0	23.20	23.21	23.17	24.0
		1	25	23.09	23.18	23.22	24.0
		1	49	23.13	23.17	23.06	24.0
		25	0	22.16	22.26	22.19	23.0
		25	12	22.25	22.27	22.22	23.0
		25	25	22.22	22.29	22.28	23.0
		50	0	22.28	22.17	22.32	23.0
	16QAM	1	0	22.46	22.60	22.53	23.0
		1	25	22.67	22.64	22.80	23.0
		1	49	22.47	22.56	22.37	23.0
		25	0	21.17	21.30	21.28	22.0
		25	12	21.10	21.21	21.23	22.0
		25	25	21.26	21.29	21.36	22.0
		50	0	21.25	21.18	21.27	22.0
	64QAM	1	0	21.34	21.40	21.37	22.0
		1	25	21.27	21.68	21.67	22.0
		1	49	21.23	21.38	21.36	22.0
		25	0	20.20	20.26	20.22	21.0
		25	12	20.18	20.46	20.28	21.0
		25	25	20.13	20.29	20.28	21.0
		50	0	20.21	20.36	20.32	21.0

LTE Band7

BW	Modulation	RB Size	RB Offset	Conducted power(dBm)			
				20775	21100	21425	Tune-up Tolerance
				2502.5	2535	2567.5	
5	QPSK	1	0	22.12	22.28	22.21	23.3
		1	12	22.16	22.27	22.12	23.3
		1	24	22.19	22.17	22.07	23.3
		12	0	21.11	21.26	21.10	22.3
		12	7	21.11	21.22	21.16	22.3
		12	13	21.15	21.26	21.20	22.3
		25	0	21.17	21.29	21.10	22.3
	16QAM	1	0	21.17	21.16	21.11	22.3
		1	12	21.15	21.28	21.13	22.3
		1	24	21.11	21.28	21.18	22.3
		12	0	20.10	20.23	20.12	21.3
		12	7	20.05	20.23	20.09	21.3
		12	13	20.18	20.20	20.06	21.3
		25	0	20.12	20.24	20.12	21.3
	64QAM	1	0	20.12	20.26	20.16	21.3
		1	12	20.09	20.29	20.08	21.3
		1	24	20.16	20.24	20.10	21.3
		12	0	19.06	19.18	19.19	20.3
		12	7	19.15	19.25	19.12	20.3
		12	13	19.14	19.19	19.18	20.3
		25	0	19.10	19.29	19.11	20.3

LTE Band7

BW	Modulation	RB Size	RB Offset	Conducted power(dBm)			
				20800	21100	21400	Tune-up Tolerance
				2505	2535	2565	
10	QPSK	1	0	22.27	22.37	22.21	23.3
		1	25	22.22	22.45	22.11	23.3
		1	49	22.21	22.40	22.15	23.3
		25	0	21.29	21.42	21.22	22.3
		25	12	21.39	21.41	21.26	22.3
		25	25	21.32	21.45	21.23	22.3
		50	0	21.36	21.36	21.19	22.3
	16QAM	1	0	21.23	21.70	21.59	22.3
		1	25	21.43	21.62	21.27	22.3
		1	49	21.43	21.78	21.25	22.3
		25	0	20.29	20.40	20.33	21.3
		25	12	20.40	20.41	20.22	21.3
		25	25	20.39	20.55	20.23	21.3
		50	0	20.41	20.31	20.26	21.3
	64QAM	1	0	20.48	20.58	20.46	21.3
		1	25	20.56	20.93	20.58	21.3
		1	49	20.62	20.50	20.54	21.3
		25	0	19.33	19.44	19.25	20.3
		25	12	19.50	19.46	19.28	20.3
		25	25	19.40	19.55	19.21	20.3
		50	0	19.35	19.37	19.30	20.3

LTE Band7

BW	Modulation	RB Size	RB Offset	Conducted power(dBm)			Tune-up Tolerance
				20825	21100	21375	
				2507.5	2535	2562.5	
15	QPSK	1	0	22.39	22.41	22.33	23.3
		1	37	22.25	22.34	22.36	23.3
		1	74	22.30	22.30	22.23	23.3
		36	0	21.43	21.39	21.36	22.3
		36	29	21.25	21.37	21.29	22.3
		36	30	21.25	21.30	21.35	22.3
		75	0	21.34	21.32	21.22	22.3
	16QAM	1	0	21.33	21.41	21.32	22.3
		1	37	21.35	21.33	21.34	22.3
		1	74	21.37	21.41	21.38	22.3
		36	0	20.43	20.41	20.38	21.3
		36	29	20.31	20.38	20.40	21.3
		36	30	20.39	20.41	20.43	21.3
		75	0	20.34	20.33	20.38	21.3
	64QAM	1	0	20.42	20.41	20.32	21.3
		1	37	20.41	20.36	20.34	21.3
		1	74	20.42	20.46	20.36	21.3
		36	0	19.28	19.29	19.25	20.3
		36	29	19.33	19.44	19.30	20.3
		36	30	19.28	19.44	19.26	20.3
		75	0	19.38	19.40	19.24	20.3

LTE Band7

BW	Modulation	RB Size	RB Offset	Conducted power(dBm)			
				20850	21100	21350	Tune-up Tolerance
				2510	2535	2560	
20	QPSK	1	0	22.43	22.47	22.45	23.3
		1	49	22.33	22.45	22.40	23.3
		1	99	22.32	22.34	22.40	23.3
		50	0	21.43	21.36	21.41	22.3
		50	24	21.35	21.42	21.36	22.3
		50	50	21.40	21.51	21.39	22.3
		100	0	21.43	21.49	21.43	22.3
	16QAM	1	0	21.31	21.42	21.44	22.3
		1	49	21.37	21.48	21.39	22.3
		1	99	21.36	21.53	21.49	22.3
		50	0	20.43	20.47	20.36	21.3
		50	24	20.33	20.49	20.48	21.3
		50	50	20.37	20.41	20.51	21.3
		100	0	20.44	20.40	20.42	21.3
	64QAM	1	0	20.40	20.50	20.53	21.3
		1	49	20.38	20.53	20.36	21.3
		1	99	20.32	20.48	20.42	21.3
		50	0	19.30	19.36	19.48	20.3
		50	24	19.40	19.36	19.41	20.3
		50	50	19.40	19.49	19.39	20.3
		100	0	19.34	19.46	19.41	20.3

LTE Band12

BW	Modulation	RB Size	RB Offset	Conducted power(dBm)			
				23017	23095	23173	Tune-up Tolerance
				699.7	707.5	715.3	
1.4	QPSK	1	0	22.95	23.00	22.92	24
		1	3	23.08	23.16	22.96	24
		1	5	22.95	23.18	23.01	24
		3	0	23.01	23.02	23.09	24
		3	1	23.11	23.12	22.93	24
		3	3	22.97	23.04	22.96	24
		6	0	22.08	22.05	22.04	23
	16QAM	1	0	22.28	22.05	22.16	23
		1	3	22.03	22.20	22.29	23
		1	5	22.28	22.20	22.19	23
		3	0	22.20	22.09	22.08	23
		3	1	22.15	22.16	22.05	23
		3	3	22.17	22.10	22.07	23
		6	0	21.23	21.15	21.11	22
	64QAM	1	0	21.25	21.20	21.30	22
		1	3	21.56	21.40	21.52	22
		1	5	21.35	21.46	21.49	22
		3	0	21.15	21.26	21.06	22
		3	1	21.12	21.07	21.17	22
		3	3	21.25	21.06	21.24	22
		6	0	20.10	20.03	20.01	21

LTE Band12

BW	Modulation	RB Size	RB Offset	Conducted power(dBm)			
				23025	23095	23165	Tune-up Tolerance
				700.5	707.5	714.5	
3	QPSK	1	0	22.99	23.02	22.80	24
		1	8	22.93	23.03	22.97	24
		1	14	23.08	23.01	22.90	24
		8	0	22.17	22.12	22.08	23
		8	4	22.15	22.16	22.14	23
		8	7	22.11	22.11	22.08	23
		15	0	22.09	22.06	22.07	23
	16QAM	1	0	22.11	22.20	22.19	23
		1	8	22.43	22.21	22.15	23
		1	14	22.10	22.18	22.13	23
		8	0	21.36	21.25	21.12	22
		8	4	21.25	21.25	21.11	22
		8	7	21.20	21.24	21.15	22
		15	0	21.11	21.10	21.17	22
	64QAM	1	0	21.46	21.21	21.43	22
		1	8	21.26	21.20	21.16	22
		1	14	21.32	21.24	21.43	22
		8	0	20.22	20.18	20.08	21
		8	4	20.32	20.36	20.22	21
		8	7	20.28	20.09	20.16	21
		15	0	20.23	20.06	20.08	21

LTE Band12

BW	Modulation	RB Size	RB Offset	Conducted power(dBm)			
				23035	23095	23155	Tune-up Tolerance
				701.5	707.5	713.5	
5	QPSK	1	0	22.91	23.04	23.06	24
		1	12	22.90	23.18	22.98	24
		1	24	23.01	22.87	22.84	24
		12	0	22.12	22.10	22.06	23
		12	7	22.19	22.16	22.17	23
		12	13	22.14	22.11	22.11	23
		25	0	22.12	22.09	22.05	23
	16QAM	1	0	22.19	22.06	22.01	23
		1	12	22.30	22.03	22.10	23
		1	24	22.15	22.05	22.20	23
		12	0	21.05	21.06	21.12	22
		12	7	21.22	21.17	21.05	22
		12	13	21.09	21.08	21.19	22
		25	0	21.14	21.10	21.02	22
	64QAM	1	0	21.27	21.22	21.01	22
		1	12	21.43	21.69	21.51	22
		1	24	21.26	21.32	21.17	22
		12	0	20.14	20.23	20.01	21
		12	7	20.26	20.14	20.02	21
		12	13	20.24	20.13	20.37	21
		25	0	20.19	20.06	20.06	21

LTE Band12

BW	Modulation	RB Size	RB Offset	Conducted power(dBm)			
				23060	23095	23130	Tune-up Tolerance
				704	707.5	711	
10	QPSK	1	0	23.00	23.09	23.13	24
		1	25	23.11	22.92	23.05	24
		1	49	23.01	23.05	22.93	24
		25	0	22.13	22.14	22.11	23
		25	12	22.23	22.11	22.05	23
		25	25	22.10	22.14	22.08	23
		50	0	22.15	22.03	22.05	23
	16QAM	1	0	22.17	22.41	22.29	23
		1	25	22.35	22.34	22.33	23
		1	49	21.98	22.12	22.05	23
		25	0	21.17	21.19	21.13	22
		25	12	21.12	21.18	21.14	22
		25	25	21.27	21.14	21.11	22
		50	0	21.20	21.10	21.11	22
	64QAM	1	0	21.45	21.42	21.51	22
		1	25	21.31	21.34	21.37	22
		1	49	21.24	21.23	21.28	22
		25	0	20.13	20.08	20.17	21
		25	12	20.18	20.12	20.17	21
		25	25	20.19	20.12	20.13	21
		50	0	20.21	20.05	20.04	21

LTE Band13

BW	Modulation	RB Size	RB Offset	Conducted power(dBm)			
				23205	23230	23255	Tune-up Tolerance
				779.5	782	784.5	
5	QPSK	1	0	23.04	22.92	22.89	24
		1	12	23.00	22.95	23.02	24
		1	24	22.96	22.81	22.92	24
		12	0	21.96	21.92	21.93	23
		12	7	22.08	22.03	22.00	23
		12	13	22.00	21.99	21.94	23
		25	0	21.99	21.88	21.93	23
	16QAM	1	0	22.12	22.14	22.22	23
		1	12	22.02	22.10	22.20	23
		1	24	22.25	22.27	22.28	23
		12	0	21.00	20.90	20.98	22
		12	7	21.13	21.04	21.00	22
		12	13	21.11	21.03	21.02	22
		25	0	21.06	20.90	20.96	22
	64QAM	1	0	21.06	21.00	21.17	22
		1	12	21.33	21.21	21.34	22
		1	24	21.08	21.10	21.14	22
		12	0	19.93	19.95	19.96	21
		12	7	19.99	20.11	20.06	21
		12	13	20.12	20.06	20.11	21
		25	0	20.06	19.94	19.93	21

LTE Band13

BW	Modulation	RB Size	RB Offset	Conducted power(dBm)		Tune-up Tolerance
				23230		
				782		
10	QPSK	1	0	23.04		24
		1	25	22.94		24
		1	49	23.04		24
		25	0	21.97		23
		25	12	22.01		23
		25	25	22.01		23
		50	0	22.05		23
	16QAM	1	0	21.92		23
		1	25	22.01		23
		1	49	21.95		23
		25	0	21.00		22
		25	12	21.00		22
		25	25	20.91		22
		50	0	21.00		22
	64QAM	1	0	20.93		22
		1	25	20.90		22
		1	49	21.05		22
		25	0	19.93		21
		25	12	19.98		21
		25	25	19.94		21
		50	0	19.93		21

LTE Band17

BW	Modulation	RB Size	RB Offset	Conducted power(dBm)			Tune-up Tolerance
				23755	23790	23825	
				706.5	710	713.5	
5	QPSK	1	0	22.95	22.94	22.87	24
		1	12	23.01	23.10	23.09	24
		1	24	23.05	22.99	23.02	24
		12	0	22.06	22.07	22.10	23
		12	7	22.21	22.16	22.18	23
		12	13	22.10	22.07	22.09	23
		25	0	22.15	22.10	22.03	23
	16QAM	1	0	22.16	22.18	22.08	23
		1	12	22.37	22.21	22.34	23
		1	24	22.13	22.23	22.27	23
		12	0	21.02	21.07	21.11	22
		12	7	21.27	21.13	21.17	22
		12	13	21.14	21.05	21.14	22
		25	0	21.12	21.00	21.06	22
	64QAM	1	0	21.36	21.48	21.44	22
		1	12	21.20	21.38	21.24	22
		1	24	21.49	21.50	21.32	22
		12	0	20.08	20.26	20.06	21
		12	7	20.17	20.13	20.22	21
		12	13	20.16	20.15	20.13	21
		25	0	20.15	20.09	20.07	21

LTE Band17

BW	Modulation	RB Size	RB Offset	Conducted power(dBm)			
				23780	23790	23800	Tune-up Tolerance
				709	710	711	
10	QPSK	1	0	23.03	23.07	22.95	24
		1	25	22.99	23.16	22.97	24
		1	49	22.93	23.00	22.99	24
		25	0	22.12	22.08	22.07	23
		25	12	22.08	22.13	22.11	23
		25	25	22.17	22.11	22.15	23
		50	0	22.14	22.05	22.17	23
	16QAM	1	0	22.36	22.24	22.32	23
		1	25	22.48	22.21	22.38	23
		1	49	22.35	22.28	22.30	23
		25	0	21.16	21.09	21.24	22
		25	12	21.24	21.20	21.17	22
		25	25	21.12	21.17	21.19	22
		50	0	21.14	21.06	21.15	22
	64QAM	1	0	21.59	21.46	21.55	22
		1	25	21.39	21.14	21.24	22
		1	49	21.23	21.24	21.17	22
		25	0	20.15	20.17	20.15	21
		25	12	20.14	20.14	20.27	21
		25	25	20.22	20.11	20.21	21
		50	0	20.21	20.10	20.17	21

LTE Band38

BW	Modulation	RB Size	RB Offset	Conducted power(dBm)			
				37775	38000	38225	Tune-up Tolerance
				2572.5	2595	2617.5	
5	QPSK	1	0	22.87	22.98	22.81	24
		1	12	22.91	22.90	22.83	24
		1	24	22.83	22.81	22.70	24
		12	0	21.87	21.89	21.72	23
		12	7	21.91	21.91	21.73	23
		12	13	21.86	21.95	21.70	23
		25	0	21.85	21.86	21.74	23
	16QAM	1	0	21.55	21.65	21.63	23
		1	12	21.78	21.75	21.97	23
		1	24	21.69	21.64	21.63	23
		12	0	20.85	20.85	20.76	22
		12	7	21.03	20.92	20.85	22
		12	13	20.92	20.95	20.74	22
		25	0	20.82	20.79	20.70	22
	64QAM	1	0	20.63	20.82	20.58	22
		1	12	20.74	20.97	20.63	22
		1	24	20.77	20.94	20.67	22
		12	0	19.89	19.97	19.72	21
		12	7	19.90	19.98	19.68	21
		12	13	19.87	19.94	19.73	21
		25	0	19.85	19.87	19.85	21

LTE Band38

BW	Modulation	RB Size	RB Offset	Conducted power(dBm)			
				37800	38000	38200	Tune-up Tolerance
				2575	2595	2615	
10	QPSK	1	0	22.98	23.03	22.90	24
		1	25	23.02	23.05	22.96	24
		1	49	22.99	23.10	22.90	24
		25	0	21.96	22.02	21.98	23
		25	12	22.11	22.08	21.91	23
		25	25	22.07	22.14	21.99	23
		50	0	22.01	22.09	21.93	23
	16QAM	1	0	22.32	22.19	21.88	23
		1	25	22.00	22.17	22.11	23
		1	49	21.95	21.86	21.93	23
		25	0	21.02	21.07	21.07	22
		25	12	21.10	21.22	21.04	22
		25	25	21.15	21.16	21.08	22
		50	0	21.09	21.16	21.33	22
	64QAM	1	0	21.15	21.15	21.00	22
		1	25	21.04	21.28	20.97	22
		1	49	21.35	21.13	21.01	22
		25	0	20.06	20.17	20.01	21
		25	12	20.14	20.07	19.95	21
		25	25	20.06	20.21	19.95	21
		50	0	20.13	20.11	20.00	21

LTE Band38

BW	Modulation	RB Size	RB Offset	Conducted power(dBm)			
				37825	38000	38175	Tune-up Tolerance
				2577.5	2595	2612.5	
15	QPSK	1	0	22.93	23.10	22.91	24
		1	37	22.90	23.00	22.87	24
		1	74	22.92	22.97	22.86	24
		36	0	22.02	22.17	22.12	23
		36	29	22.06	22.00	21.98	23
		36	30	22.02	21.95	21.97	23
		75	0	22.02	21.96	21.94	23
	16QAM	1	0	21.95	22.03	21.87	23
		1	37	22.10	22.09	22.04	23
		1	74	22.09	22.12	21.99	23
		36	0	21.11	21.12	20.93	22
		36	29	21.10	21.02	20.92	22
		36	30	21.10	21.05	20.91	22
		75	0	20.99	21.03	21.12	22
	64QAM	1	0	20.96	21.12	21.00	22
		1	37	20.91	20.81	20.96	22
		1	74	20.96	20.95	20.98	22
		36	0	19.97	19.91	20.01	21
		36	29	20.12	19.99	19.95	21
		36	30	20.13	19.95	19.96	21
		75	0	20.10	19.95	19.95	21

LTE Band38

BW	Modulation	RB Size	RB Offset	Conducted power(dBm)			
				37850	38000	38150	Tune-up Tolerance
				2580	2595	2610	
20	QPSK	1	0	23.12	23.08	23.10	24
		1	49	23.15	23.12	23.05	24
		1	99	23.16	23.14	23.07	24
		50	0	22.24	22.14	22.17	23
		50	24	22.31	22.19	22.20	23
		50	50	22.27	22.20	22.12	23
		100	0	22.27	22.15	22.12	23
	16QAM	1	0	22.25	22.03	22.00	23
		1	49	22.04	22.24	22.10	23
		1	99	22.21	22.09	22.16	23
		50	0	21.14	21.21	21.21	22
		50	24	21.28	21.21	21.15	22
		50	50	21.21	21.33	21.18	22
		100	0	21.27	21.19	21.13	22
	64QAM	1	0	21.14	21.10	21.23	22
		1	49	21.20	21.28	21.16	22
		1	99	21.03	21.19	21.04	22
		50	0	20.13	20.13	20.20	21
		50	24	20.31	20.23	20.19	21
		50	50	20.25	20.21	20.08	21
		100	0	20.18	20.29	20.20	21

LTE Band41

BW	Modulation	RB Size	RB Offset	Conducted power(dBm)			
				39675	40620	41565	Tune-up Tolerance
				2498.5	2593	2687.5	
5	QPSK	1	0	23.24	23.14	23.21	24.5
		1	12	23.17	23.18	23.13	24.5
		1	24	23.16	23.13	23.17	24.5
		12	0	22.20	22.13	22.24	23.5
		12	7	22.13	22.21	22.14	23.5
		12	13	22.16	22.19	22.26	23.5
		25	0	22.16	22.10	22.21	23.5
	16QAM	1	0	22.24	22.13	22.23	23.5
		1	12	22.12	22.17	22.17	23.5
		1	24	22.17	22.18	22.18	23.5
		12	0	21.17	21.22	21.26	22.5
		12	7	21.21	21.19	21.27	22.5
		12	13	21.16	21.09	21.18	22.5
		25	0	21.24	21.11	21.25	22.5
	64QAM	1	0	21.23	21.15	21.18	22.5
		1	12	21.17	21.11	21.14	22.5
		1	24	21.12	21.08	21.22	22.5
		12	0	20.14	20.15	20.14	21.5
		12	7	20.23	20.10	20.24	21.5
		12	13	20.15	20.11	20.16	21.5
		25	0	20.14	20.16	20.26	21.5

LTE Band41

BW	Modulation	RB Size	RB Offset	Conducted power(dBm)			
				39700	40620	41540	Tune-up Tolerance
				2501	2593	2685	
10	QPSK	1	0	23.25	23.22	23.20	24.5
		1	25	23.23	23.21	23.24	24.5
		1	49	23.33	23.09	23.18	24.5
		25	0	22.25	22.30	22.29	23.5
		25	12	22.33	22.30	22.45	23.5
		25	25	22.39	22.39	22.41	23.5
		50	0	22.33	22.31	22.34	23.5
	16QAM	1	0	22.38	22.44	22.30	23.5
		1	25	22.37	22.27	22.42	23.5
		1	49	22.27	22.30	22.17	23.5
		25	0	21.32	21.33	21.31	22.5
		25	12	21.35	21.32	21.43	22.5
		25	25	21.35	21.44	21.38	22.5
		50	0	21.32	21.34	21.37	22.5
	64QAM	1	0	21.31	21.34	21.20	22.5
		1	25	21.43	21.43	21.48	22.5
		1	49	21.70	21.14	21.10	22.5
		25	0	20.41	20.37	20.32	21.5
		25	12	20.38	20.34	20.40	21.5
		25	25	20.37	20.35	20.43	21.5
		50	0	20.41	20.35	20.49	21.5

LTE Band41

BW	Modulation	RB Size	RB Offset	Conducted power(dBm)			
				39725	40620	41515	Tune-up Tolerance
				2503.5	2593	2682.5	
15	QPSK	1	0	23.36	23.32	23.37	24.5
		1	37	23.49	23.43	23.34	24.5
		1	74	23.38	23.34	23.40	24.5
		36	0	22.46	22.35	22.45	23.5
		36	29	22.41	22.44	22.40	23.5
		36	30	22.46	22.39	22.43	23.5
		75	0	22.47	22.43	22.42	23.5
	16QAM	1	0	22.36	22.40	22.38	23.5
		1	37	22.38	22.42	22.36	23.5
		1	74	22.36	22.29	22.38	23.5
		36	0	21.40	21.32	21.43	22.5
		36	29	21.45	21.39	21.33	22.5
		36	30	21.48	21.31	21.44	22.5
		75	0	21.42	21.37	21.45	22.5
	64QAM	1	0	21.36	21.34	21.37	22.5
		1	37	21.40	21.43	21.37	22.5
		1	74	21.44	21.41	21.39	22.5
		36	0	20.41	20.41	20.32	21.5
		36	29	20.50	20.33	20.34	21.5
		36	30	20.42	20.39	20.38	21.5
		75	0	20.48	20.36	20.39	21.5

LTE Band41

BW	Modulation	RB Size	RB Offset	Conducted power(dBm)			
				39750	40620	41490	Tune-up Tolerance
				2506	2593	2680	
20	QPSK	1	0	23.47	23.35	23.32	24.5
		1	49	23.45	23.40	23.33	24.5
		1	99	23.46	23.41	23.29	24.5
		50	0	22.53	22.47	22.30	23.5
		50	24	22.46	22.45	22.33	23.5
		50	50	22.38	22.40	22.39	23.5
		100	0	22.49	22.38	22.37	23.5
	16QAM	1	0	22.38	22.44	22.29	23.5
		1	49	22.53	22.44	22.40	23.5
		1	99	22.43	22.39	22.32	23.5
		50	0	21.47	21.42	21.30	22.5
		50	24	21.40	21.42	21.41	22.5
		50	50	21.45	21.42	21.30	22.5
		100	0	21.53	21.35	21.37	22.5
	64QAM	1	0	21.51	21.40	21.31	22.5
		1	49	21.50	21.35	21.35	22.5
		1	99	21.42	21.36	21.41	22.5
		50	0	20.44	20.38	20.33	21.5
		50	24	20.52	20.40	20.33	21.5
		50	50	20.52	20.48	20.32	21.5
		100	0	20.49	20.35	20.32	21.5

LTE Band66

BW	Modulation	RB Size	RB Offset	Conducted power(dBm)			
				131979	132422	132665	Tune-up Tolerance
				1710.7	1755	1779.3	
1.4	QPSK	1	0	22.27	22.20	22.09	23.3
		1	3	22.15	22.25	22.37	23.3
		1	5	22.28	22.22	22.20	23.3
		3	0	22.21	22.18	22.14	23.3
		3	1	22.06	22.24	22.31	23.3
		3	3	22.19	22.20	22.16	23.3
		6	0	21.24	21.22	21.22	22.3
	16QAM	1	0	21.19	21.63	21.55	22.3
		1	3	21.43	21.57	21.47	22.3
		1	5	21.34	21.56	21.22	22.3
		3	0	21.19	21.25	21.18	22.3
		3	1	21.13	21.34	21.44	22.3
		3	3	21.30	21.34	21.39	22.3
		6	0	20.14	20.25	20.24	21.3
	64QAM	1	0	20.30	20.54	20.45	21.3
		1	3	20.13	20.52	20.36	21.3
		1	5	20.50	19.95	20.57	21.3
		3	0	20.33	20.52	20.35	21.3
		3	1	20.30	20.40	20.38	21.3
		3	3	20.39	20.45	20.40	21.3
		6	0	19.33	19.27	19.29	20.3

LTE Band66

BW	Modulation	RB Size	RB Offset	Conducted power(dBm)			
				131987	132422	132657	Tune-up Tolerance
				1711.5	1755	1778.5	
3	QPSK	1	0	22.28	22.29	22.42	23.3
		1	8	22.24	22.24	22.35	23.3
		1	14	22.35	22.30	22.21	23.3
		8	0	21.27	21.28	21.20	22.3
		8	4	21.26	21.33	21.31	22.3
		8	7	21.24	21.35	21.22	22.3
		15	0	21.23	21.26	21.15	22.3
	16QAM	1	0	21.51	21.79	21.22	22.3
		1	8	21.44	21.59	21.58	22.3
		1	14	21.34	21.42	21.35	22.3
		8	0	20.24	20.21	20.30	21.3
		8	4	20.29	20.27	20.45	21.3
		8	7	20.30	20.29	20.26	21.3
		15	0	20.37	20.42	20.23	21.3
	64QAM	1	0	20.25	20.45	20.64	21.3
		1	8	20.62	20.42	20.85	21.3
		1	14	20.52	20.69	20.67	21.3
		8	0	19.25	19.42	19.37	20.3
		8	4	19.38	19.46	19.33	20.3
		8	7	19.35	19.36	19.35	20.3
		15	0	19.30	19.32	19.35	20.3

LTE Band66

BW	Modulation	RB Size	RB Offset	Conducted power(dBm)			
				131997	132422	132647	Tune-up Tolerance
				1712.5	1755	1777.5	
5	QPSK	1	0	22.39	22.29	22.20	23.3
		1	12	22.38	22.44	22.39	23.3
		1	24	22.34	22.34	22.33	23.3
		12	0	21.39	21.37	21.32	22.3
		12	7	21.38	21.51	21.47	22.3
		12	13	21.45	21.42	21.42	22.3
		25	0	21.36	21.46	21.41	22.3
	16QAM	1	0	21.56	21.76	21.55	22.3
		1	12	21.78	21.75	21.73	22.3
		1	24	21.39	21.76	21.76	22.3
		12	0	20.37	20.37	20.32	21.3
		12	7	20.52	20.58	20.56	21.3
		12	13	20.44	20.51	20.38	21.3
		25	0	20.44	20.43	20.45	21.3
	64QAM	1	0	20.79	20.64	20.44	21.3
		1	12	20.85	20.75	20.75	21.3
		1	24	20.55	20.78	20.63	21.3
		12	0	19.47	19.41	19.44	20.3
		12	7	19.36	19.55	19.52	20.3
		12	13	19.40	19.57	19.47	20.3
		25	0	19.40	19.50	19.51	20.3

LTE Band66

BW	Modulation	RB Size	RB Offset	Conducted power(dBm)			
				132022	132422	132622	Tune-up Tolerance
				1715	1755	1775	
10	QPSK	1	0	22.35	22.30	22.23	23.3
		1	25	22.26	22.35	22.40	23.3
		1	49	22.30	22.27	22.41	23.3
		25	0	21.32	21.41	21.30	22.3
		25	12	21.37	21.40	21.38	22.3
		25	25	21.32	21.44	21.37	22.3
		50	0	21.31	21.41	21.39	22.3
	16QAM	1	0	21.58	21.49	21.55	22.3
		1	25	21.77	21.65	21.52	22.3
		1	49	21.52	21.71	21.82	22.3
		25	0	20.38	20.32	20.43	21.3
		25	12	20.47	20.54	20.56	21.3
		25	25	20.37	20.41	20.40	21.3
		50	0	20.39	20.45	20.44	21.3
	64QAM	1	0	20.60	20.54	20.52	21.3
		1	25	20.51	20.56	21.09	21.3
		1	49	20.67	20.63	20.65	21.3
		25	0	19.34	19.40	19.38	20.3
		25	12	19.42	19.48	19.48	20.3
		25	25	19.37	19.49	19.40	20.3
		50	0	19.36	19.45	19.54	20.3

LTE Band66

BW	Modulation	RB Size	RB Offset	Conducted power(dBm)			
				132047	132422	132597	Tune-up Tolerance
				1717.5	1755	1772.5	
15	QPSK	1	0	22.29	22.41	22.38	23.3
		1	37	22.25	22.26	22.39	23.3
		1	74	22.34	22.39	22.40	23.3
		36	0	21.40	21.40	21.40	22.3
		36	29	21.40	21.41	21.33	22.3
		36	30	21.43	21.42	21.45	22.3
		75	0	21.40	21.35	21.37	22.3
	16QAM	1	0	21.89	21.52	21.61	22.3
		1	37	21.46	21.28	21.41	22.3
		1	74	21.67	21.49	21.50	22.3
		36	0	20.39	20.42	20.40	21.3
		36	29	20.46	20.41	20.39	21.3
		36	30	20.48	20.43	20.37	21.3
		75	0	20.46	20.48	20.39	21.3
	64QAM	1	0	20.59	20.45	20.55	21.3
		1	37	20.54	20.54	20.69	21.3
		1	74	20.61	20.54	20.34	21.3
		36	0	19.40	19.37	19.42	20.3
		36	29	19.44	19.45	19.47	20.3
		36	30	19.40	19.43	19.48	20.3
		75	0	19.37	19.50	19.43	20.3

LTE Band66

BW	Modulation	RB Size	RB Offset	Conducted power(dBm)			
				132072	132422	132572	Tune-up Tolerance
				1720	1755	1770	
20	QPSK	1	0	22.42	22.40	22.43	23.3
		1	49	22.45	22.46	22.43	23.3
		1	99	22.50	22.37	22.44	23.3
		50	0	21.38	21.46	21.46	22.3
		50	24	21.46	21.47	21.39	22.3
		50	50	21.48	21.51	21.44	22.3
		100	0	21.49	21.50	21.50	22.3
	16QAM	1	0	21.48	21.60	21.62	22.3
		1	49	21.50	21.55	21.47	22.3
		1	99	21.46	21.48	21.53	22.3
		50	0	20.46	20.50	20.44	21.3
		50	24	20.46	20.54	20.45	21.3
		50	50	20.51	20.47	20.45	21.3
		100	0	20.58	20.49	20.55	21.3
	64QAM	1	0	20.62	20.52	20.66	21.3
		1	49	20.45	20.76	20.60	21.3
		1	99	20.87	20.47	20.79	21.3
		50	0	19.47	19.45	19.41	20.3
		50	24	19.49	19.56	19.38	20.3
		50	50	19.46	19.61	19.58	20.3
		100	0	19.54	19.51	19.47	20.3

Reduced Power

LTE Band2

BW	Modulation	RB Size	RB Offset	Conducted power(dBm)			Tune-up Tolerance
				18607	18900	19193	
				1850.7	1880	1909.3	
1.4	QPSK	1	0	20.84	20.81	20.87	22.0
		1	3	20.95	20.81	20.88	22.0
		1	5	20.98	20.78	20.84	22.0
		3	0	20.96	20.88	20.92	22.0
		3	1	20.87	20.85	20.80	22.0
		3	3	20.85	20.90	20.76	22.0
		6	0	19.93	19.97	19.82	21.0
	16QAM	1	0	19.94	19.82	19.89	21.0
		1	3	20.01	19.83	19.93	21.0
		1	5	19.85	19.84	19.76	21.0
		3	0	20.02	19.85	19.78	21.0
		3	1	19.96	19.87	19.93	21.0
		3	3	19.96	19.80	19.79	21.0
		6	0	18.84	18.93	18.87	20.0
	64QAM	1	0	18.95	18.81	18.75	20.0
		1	3	18.92	18.88	18.84	20.0
		1	5	18.86	18.80	18.78	20.0
		3	0	18.93	18.79	18.94	20.0
		3	1	19.01	18.88	18.86	20.0
		3	3	18.96	18.84	18.92	20.0
		6	0	17.83	17.81	17.93	19.0

LTE Band2

BW	Modulation	RB Size	RB Offset	Conducted power(dBm)			Tune-up Tolerance
				18615	18900	19185	
				1851.5	1880	1908.5	
3	QPSK	1	0	20.93	20.86	20.95	22.0
		1	8	20.96	20.85	20.94	22.0
		1	14	20.99	20.94	20.85	22.0
		8	0	19.89	19.84	20.00	21.0
		8	4	19.96	19.92	19.90	21.0
		8	7	19.89	19.80	19.93	21.0
		15	0	19.95	19.79	19.94	21.0
	16QAM	1	0	19.97	19.93	19.89	21.0
		1	8	19.91	19.85	20.03	21.0
		1	14	20.05	19.94	19.87	21.0
		8	0	18.91	18.92	18.85	20.0
		8	4	18.99	18.79	19.03	20.0
		8	7	18.98	18.89	18.89	20.0
		15	0	18.98	18.75	18.85	20.0
	64QAM	1	0	18.91	18.93	18.83	20.0
		1	8	18.92	18.92	19.03	20.0
		1	14	18.94	18.92	18.90	20.0
		8	0	18.03	17.92	17.94	19.0
		8	4	17.92	17.89	17.98	19.0
		8	7	17.96	17.90	17.99	19.0
		15	0	17.98	17.94	17.95	19.0

LTE Band2

BW	Modulation	RB Size	RB Offset	Conducted power(dBm)			Tune-up Tolerance
				18625	18900	19175	
				1852.5	1880	1907.5	
5	QPSK	1	0	20.86	20.96	20.99	22.0
		1	12	20.88	20.88	20.93	22.0
		1	24	20.98	20.94	20.97	22.0
		12	0	19.85	19.92	19.95	21.0
		12	7	19.91	19.92	19.91	21.0
		12	13	19.99	19.88	20.05	21.0
		25	0	19.95	19.94	19.96	21.0
	16QAM	1	0	19.97	19.99	20.03	21.0
		1	12	20.00	20.02	19.91	21.0
		1	24	19.94	19.98	20.07	21.0
		12	0	18.86	18.84	18.99	20.0
		12	7	18.92	19.00	18.97	20.0
		12	13	18.90	18.87	19.04	20.0
		25	0	19.03	18.95	19.07	20.0
	64QAM	1	0	18.93	18.92	19.04	20.0
		1	12	18.95	18.99	19.02	20.0
		1	24	18.95	18.91	18.92	20.0
		12	0	18.02	17.91	18.05	19.0
		12	7	18.00	17.91	18.06	19.0
		12	13	17.96	17.92	17.96	19.0
		25	0	18.00	17.85	18.02	19.0

LTE Band2

BW	Modulation	RB Size	RB Offset	Conducted power(dBm)			Tune-up Tolerance
				18650	18900	19150	
				1855	1880	1905	
10	QPSK	1	0	21.00	20.93	20.92	22.0
		1	25	20.94	20.95	20.87	22.0
		1	49	21.04	20.95	20.85	22.0
		25	0	20.01	20.02	19.88	21.0
		25	12	19.95	19.95	19.97	21.0
		25	25	20.08	19.92	19.87	21.0
		50	0	20.04	20.10	19.90	21.0
	16QAM	1	0	20.01	20.02	19.99	21.0
		1	25	19.93	20.11	19.87	21.0
		1	49	20.02	19.95	19.89	21.0
		25	0	18.93	19.07	18.89	20.0
		25	12	18.95	19.08	18.87	20.0
		25	25	19.05	19.04	18.88	20.0
		50	0	19.06	19.03	18.84	20.0
	64QAM	1	0	19.02	19.01	18.89	20.0
		1	25	19.05	19.03	18.96	20.0
		1	49	19.02	18.93	18.82	20.0
		25	0	18.05	18.06	17.91	19.0
		25	12	18.01	18.05	17.85	19.0
		25	25	18.04	18.08	17.92	19.0
		50	0	18.00	18.07	17.99	19.0

LTE Band2

BW	Modulation	RB Size	RB Offset	Conducted power(dBm)			Tune-up Tolerance
				18675	18900	19125	
				1857.5	1880	1902.5	
15	QPSK	1	0	21.06	20.89	20.94	22.0
		1	37	21.05	21.05	21.00	22.0
		1	74	20.93	21.02	20.90	22.0
		36	0	19.96	20.02	19.89	21.0
		36	29	19.94	19.94	19.93	21.0
		36	30	19.94	19.96	20.05	21.0
		75	0	19.98	19.92	20.02	21.0
	16QAM	1	0	20.01	19.90	20.03	21.0
		1	37	19.98	20.03	20.04	21.0
		1	74	20.05	19.92	19.98	21.0
		36	0	18.97	18.91	19.02	20.0
		36	29	18.94	19.01	19.04	20.0
		36	30	18.95	19.03	18.95	20.0
		75	0	19.02	18.88	18.97	20.0
	64QAM	1	0	19.04	19.01	19.05	20.0
		1	37	18.91	18.89	19.09	20.0
		1	74	19.07	19.00	18.97	20.0
		36	0	17.97	18.01	17.98	19.0
		36	29	18.06	17.89	17.97	19.0
		36	30	17.96	17.99	17.95	19.0
		75	0	18.03	17.98	17.94	19.0

LTE Band2

BW	Modulation	RB Size	RB Offset	Conducted power(dBm)			Tune-up Tolerance
				18700	18900	19100	
				1860	1880	1900	
20	QPSK	1	0	21.03	21.05	20.98	22.0
		1	49	20.92	21.02	20.88	22.0
		1	99	21.04	21.05	20.93	22.0
		50	0	19.97	20.10	20.01	21.0
		50	24	20.11	20.00	19.84	21.0
		50	50	19.97	19.96	19.91	21.0
		100	0	20.08	20.10	19.97	21.0
	16QAM	1	0	20.14	20.08	20.01	21.0
		1	49	20.03	19.94	19.88	21.0
		1	99	19.96	20.10	20.00	21.0
		50	0	18.98	18.97	18.98	20.0
		50	24	19.10	18.94	18.98	20.0
		50	50	19.14	19.10	18.85	20.0
		100	0	19.13	19.06	18.94	20.0
	64QAM	1	0	18.96	19.11	18.99	20.0
		1	49	19.00	19.01	18.89	20.0
		1	99	19.03	19.02	18.88	20.0
		50	0	17.96	17.95	17.94	19.0
		50	24	18.03	18.03	18.03	19.0
		50	50	18.09	17.91	17.97	19.0
		100	0	18.00	17.93	18.03	19.0

LTE Band4

BW	Modulation	RB Size	RB Offset	Conducted power(dBm)			Tune-up Tolerance
				19957	20175	20393	
				1710.7	1732.5	1754.3	
1.4	QPSK	1	0	20.29	20.38	20.36	21.5
		1	3	20.30	20.53	20.40	21.5
		1	5	20.37	20.40	20.36	21.5
		3	0	20.46	20.41	20.47	21.5
		3	1	20.47	20.51	20.49	21.5
		3	3	20.53	20.50	20.45	21.5
		6	0	19.48	19.50	19.41	20.5
	16QAM	1	0	19.55	19.40	19.48	20.5
		1	3	19.37	19.54	19.35	20.5
		1	5	19.46	19.50	19.41	20.5
		3	0	19.42	19.54	19.40	20.5
		3	1	19.45	19.52	19.35	20.5
		3	3	19.56	19.42	19.34	20.5
		6	0	18.52	18.37	18.39	19.5
	64QAM	1	0	18.56	18.53	18.52	19.5
		1	3	18.52	18.37	18.46	19.5
		1	5	18.38	18.56	18.35	19.5
		3	0	18.42	18.42	18.37	19.5
		3	1	18.50	18.40	18.47	19.5
		3	3	18.39	18.53	18.45	19.5
		6	0	17.52	17.49	17.44	18.5

LTE Band4

BW	Modulation	RB Size	RB Offset	Conducted power(dBm)			Tune-up Tolerance
				19965	20175	20385	
				1711.5	1732.5	1753.5	
3	QPSK	1	0	20.44	20.34	20.46	21.5
		1	8	20.45	20.49	20.47	21.5
		1	14	20.41	20.48	20.41	21.5
		8	0	19.41	19.45	19.52	20.5
		8	4	19.56	19.42	19.36	20.5
		8	7	19.55	19.35	19.53	20.5
		15	0	19.55	19.44	19.52	20.5
	16QAM	1	0	19.46	19.36	19.50	20.5
		1	8	19.44	19.32	19.50	20.5
		1	14	19.46	19.37	19.40	20.5
		8	0	18.56	18.34	18.43	19.5
		8	4	18.53	18.32	18.34	19.5
		8	7	18.46	18.42	18.41	19.5
		15	0	18.53	18.45	18.38	19.5
	64QAM	1	0	18.40	18.43	18.53	19.5
		1	8	18.40	18.42	18.45	19.5
		1	14	18.38	18.40	18.50	19.5
		8	0	17.37	17.42	17.41	18.5
		8	4	17.42	17.44	17.50	18.5
		8	7	17.45	17.45	17.39	18.5
		15	0	17.47	17.37	17.35	18.5

LTE Band4

BW	Modulation	RB Size	RB Offset	Conducted power(dBm)			Tune-up Tolerance
				19975	20175	20375	
				1712.5	1732.5	1752.5	
5	QPSK	1	0	20.26	20.44	20.26	21.5
		1	12	20.17	20.39	20.39	21.5
		1	24	20.25	20.42	20.25	21.5
		12	0	19.16	19.37	19.23	20.5
		12	7	19.29	19.28	19.33	20.5
		12	13	19.33	19.42	19.38	20.5
		25	0	19.34	19.45	19.26	20.5
	16QAM	1	0	19.18	19.35	19.28	20.5
		1	12	19.24	19.29	19.36	20.5
		1	24	19.14	19.32	19.40	20.5
		12	0	18.31	18.32	18.36	19.5
		12	7	18.33	18.37	18.38	19.5
		12	13	18.27	18.48	18.28	19.5
		25	0	18.23	18.39	18.31	19.5
	64QAM	1	0	18.15	18.39	18.27	19.5
		1	12	18.14	18.36	18.35	19.5
		1	24	18.22	18.45	18.35	19.5
		12	0	17.32	17.29	17.39	18.5
		12	7	17.31	17.46	17.38	18.5
		12	13	17.26	17.42	17.25	18.5
		25	0	17.17	17.46	17.33	18.5

LTE Band4

BW	Modulation	RB Size	RB Offset	Conducted power(dBm)			Tune-up Tolerance
				20000	20175	20350	
				1715	1732.5	1750	
10	QPSK	1	0	20.45	20.46	20.51	21.5
		1	25	20.39	20.44	20.55	21.5
		1	49	20.36	20.37	20.42	21.5
		25	0	19.42	19.47	19.44	20.5
		25	12	19.47	19.48	19.56	20.5
		25	25	19.45	19.46	19.49	20.5
		50	0	19.34	19.43	19.45	20.5
	16QAM	1	0	19.42	19.37	19.42	20.5
		1	25	19.33	19.50	19.59	20.5
		1	49	19.51	19.40	19.52	20.5
		25	0	18.33	18.48	18.56	19.5
		25	12	18.36	18.42	18.60	19.5
		25	25	18.49	18.56	18.53	19.5
		50	0	18.40	18.48	18.50	19.5
	64QAM	1	0	18.48	18.42	18.54	19.5
		1	25	18.32	18.54	18.47	19.5
		1	49	18.35	18.39	18.53	19.5
		25	0	17.33	17.52	17.56	18.5
		25	12	17.46	17.43	17.50	18.5
		25	25	17.44	17.39	17.54	18.5
		50	0	17.41	17.43	17.60	18.5

LTE Band4

BW	Modulation	RB Size	RB Offset	Conducted power(dBm)			Tune-up Tolerance
				20025	20175	20325	
				1717.5	1732.5	1747.5	
15	QPSK	1	0	20.44	20.50	20.55	21.5
		1	37	20.63	20.51	20.65	21.5
		1	74	20.62	20.57	20.64	21.5
		36	0	19.47	19.42	19.60	20.5
		36	29	19.50	19.43	19.63	20.5
		36	30	19.56	19.57	19.57	20.5
		75	0	19.57	19.45	19.57	20.5
	16QAM	1	0	19.61	19.57	19.55	20.5
		1	37	19.54	19.60	19.58	20.5
		1	74	19.57	19.56	19.59	20.5
		36	0	18.56	18.60	18.64	19.5
		36	29	18.60	18.59	18.61	19.5
		36	30	18.55	18.43	18.49	19.5
		75	0	18.46	18.46	18.55	19.5
	64QAM	1	0	18.46	18.46	18.59	19.5
		1	37	18.58	18.44	18.60	19.5
		1	74	18.48	18.43	18.68	19.5
		36	0	17.59	17.57	17.52	18.5
		36	29	17.48	17.57	17.61	18.5
		36	30	17.44	17.57	17.59	18.5
		75	0	17.46	17.45	17.63	18.5

LTE Band4

BW	Modulation	RB Size	RB Offset	Conducted power(dBm)			Tune-up Tolerance
				20050	20175	20300	
				1720	1732.5	1745	
20	QPSK	1	0	20.62	20.53	20.58	21.5
		1	49	20.63	20.63	20.46	21.5
		1	99	20.61	20.65	20.45	21.5
		50	0	19.71	19.50	19.43	20.5
		50	24	19.59	19.63	19.56	20.5
		50	50	19.70	19.64	19.49	20.5
		100	0	19.67	19.65	19.60	20.5
	16QAM	1	0	19.67	19.66	19.56	20.5
		1	49	19.65	19.54	19.49	20.5
		1	99	19.60	19.65	19.52	20.5
		50	0	18.64	18.57	18.60	19.5
		50	24	18.65	18.62	18.55	19.5
		50	50	18.63	18.66	18.54	19.5
		100	0	18.74	18.51	18.43	19.5
	64QAM	1	0	18.67	18.57	18.51	19.5
		1	49	18.70	18.56	18.44	19.5
		1	99	18.64	18.55	18.50	19.5
		50	0	17.62	17.66	17.56	18.5
		50	24	17.71	17.68	17.56	18.5
		50	50	17.77	17.51	17.56	18.5
		100	0	17.76	17.61	17.52	18.5

LTE Band7

BW	Modulation	RB Size	RB Offset	Conducted power(dBm)			Tune-up Tolerance
				20775	21100	21425	
				2502.5	2535	2567.5	
5	QPSK	1	0	20.32	20.48	20.41	21.5
		1	12	20.36	20.47	20.32	21.5
		1	24	20.39	20.37	20.27	21.5
		12	0	19.31	19.46	19.30	20.5
		12	7	19.31	19.42	19.36	20.5
		12	13	19.35	19.46	19.40	20.5
		25	0	19.37	19.49	19.30	20.5
	16QAM	1	0	19.37	19.36	19.31	20.5
		1	12	19.35	19.48	19.33	20.5
		1	24	19.31	19.48	19.38	20.5
		12	0	18.30	18.43	18.32	19.5
		12	7	18.25	18.43	18.29	19.5
		12	13	18.38	18.40	18.26	19.5
		25	0	18.32	18.44	18.32	19.5
	64QAM	1	0	18.32	18.46	18.36	19.5
		1	12	18.29	18.49	18.28	19.5
		1	24	18.36	18.44	18.30	19.5
		12	0	17.26	17.38	17.39	18.5
		12	7	17.35	17.45	17.32	18.5
		12	13	17.34	17.39	17.38	18.5
		25	0	17.30	17.49	17.31	18.5

LTE Band7

BW	Modulation	RB Size	RB Offset	Conducted power(dBm)			Tune-up Tolerance
				20800	21100	21400	
				2505	2535	2565	
10	QPSK	1	0	20.47	20.57	20.41	21.5
		1	25	20.42	20.65	20.31	21.5
		1	49	20.41	20.60	20.35	21.5
		25	0	19.49	19.62	19.42	20.5
		25	12	19.59	19.61	19.46	20.5
		25	25	19.52	19.65	19.43	20.5
		50	0	19.56	19.56	19.39	20.5
	16QAM	1	0	19.43	19.90	19.79	20.5
		1	25	19.63	19.82	19.47	20.5
		1	49	19.63	19.98	19.45	20.5
		25	0	18.49	18.60	18.53	19.5
		25	12	18.60	18.61	18.42	19.5
		25	25	18.59	18.75	18.43	19.5
		50	0	18.61	18.51	18.46	19.5
	64QAM	1	0	18.68	18.78	18.66	19.5
		1	25	18.76	19.13	18.78	19.5
		1	49	18.82	18.70	18.74	19.5
		25	0	17.53	17.64	17.45	18.5
		25	12	17.70	17.66	17.48	18.5
		25	25	17.60	17.75	17.41	18.5
		50	0	17.55	17.57	17.50	18.5

LTE Band7

BW	Modulation	RB Size	RB Offset	Conducted power(dBm)			Tune-up Tolerance
				20825	21100	21375	
				2507.5	2535	2562.5	
15	QPSK	1	0	20.59	20.61	20.53	21.5
		1	37	20.45	20.54	20.56	21.5
		1	74	20.50	20.50	20.43	21.5
		36	0	19.63	19.59	19.56	20.5
		36	29	19.45	19.57	19.49	20.5
		36	30	19.45	19.50	19.55	20.5
		75	0	19.54	19.52	19.42	20.5
	16QAM	1	0	19.53	19.61	19.52	20.5
		1	37	19.55	19.53	19.54	20.5
		1	74	19.57	19.61	19.58	20.5
		36	0	18.63	18.61	18.58	19.5
		36	29	18.51	18.58	18.60	19.5
		36	30	18.59	18.61	18.63	19.5
		75	0	18.54	18.53	18.58	19.5
	64QAM	1	0	18.62	18.61	18.52	19.5
		1	37	18.61	18.56	18.54	19.5
		1	74	18.62	18.66	18.56	19.5
		36	0	17.48	17.49	17.45	18.5
		36	29	17.53	17.64	17.50	18.5
		36	30	17.48	17.64	17.46	18.5
		75	0	17.58	17.60	17.44	18.5

LTE Band7

BW	Modulation	RB Size	RB Offset	Conducted power(dBm)			Tune-up Tolerance
				20850	21100	21350	
				2510	2535	2560	
20	QPSK	1	0	20.63	20.67	20.65	21.5
		1	49	20.53	20.65	20.60	21.5
		1	99	20.52	20.54	20.60	21.5
		50	0	19.63	19.56	19.61	20.5
		50	24	19.55	19.62	19.56	20.5
		50	50	19.60	19.71	19.59	20.5
		100	0	19.63	19.69	19.63	20.5
	16QAM	1	0	19.51	19.62	19.64	20.5
		1	49	19.57	19.68	19.59	20.5
		1	99	19.56	19.73	19.69	20.5
		50	0	18.63	18.67	18.56	19.5
		50	24	18.53	18.69	18.68	19.5
		50	50	18.57	18.61	18.71	19.5
		100	0	18.64	18.60	18.62	19.5
	64QAM	1	0	18.60	18.70	18.73	19.5
		1	49	18.58	18.73	18.56	19.5
		1	99	18.52	18.68	18.62	19.5
		50	0	17.50	17.56	17.68	18.5
		50	24	17.60	17.56	17.61	18.5
		50	50	17.60	17.69	17.59	18.5
		100	0	17.54	17.66	17.61	18.5

LTE Band66

BW	Modulation	RB Size	RB Offset	Conducted power(dBm)			
				131979	132422	132665	Tune-up Tolerance
				1710.7	1755	1779.3	
1.4	QPSK	1	0	20.47	20.40	20.29	21.5
		1	3	20.35	20.45	20.57	21.5
		1	5	20.48	20.42	20.40	21.5
		3	0	20.41	20.38	20.34	21.5
		3	1	20.26	20.44	20.51	21.5
		3	3	20.39	20.40	20.36	21.5
		6	0	19.44	19.42	19.42	20.5
	16QAM	1	0	19.39	19.83	19.75	20.5
		1	3	19.63	19.77	19.67	20.5
		1	5	19.54	19.76	19.42	20.5
		3	0	19.39	19.45	19.38	20.5
		3	1	19.33	19.54	19.64	20.5
		3	3	19.50	19.54	19.59	20.5
		6	0	18.34	18.45	18.44	19.5
	64QAM	1	0	18.50	18.74	18.65	19.5
		1	3	18.33	18.72	18.56	19.5
		1	5	18.70	18.15	18.77	19.5
		3	0	18.53	18.72	18.55	19.5
		3	1	18.50	18.60	18.58	19.5
		3	3	18.59	18.65	18.60	19.5
		6	0	17.53	17.47	17.49	18.5

LTE Band66

BW	Modulation	RB Size	RB Offset	Conducted power(dBm)			
				131987	132422	132657	Tune-up Tolerance
				1711.5	1755	1778.5	
3	QPSK	1	0	20.48	20.49	20.62	21.5
		1	8	20.44	20.44	20.55	21.5
		1	14	20.55	20.50	20.41	21.5
		8	0	19.47	19.48	19.40	20.5
		8	4	19.46	19.53	19.51	20.5
		8	7	19.44	19.55	19.42	20.5
		15	0	19.43	19.46	19.35	20.5
	16QAM	1	0	19.71	19.99	19.42	20.5
		1	8	19.64	19.79	19.78	20.5
		1	14	19.54	19.62	19.55	20.5
		8	0	18.44	18.41	18.50	19.5
		8	4	18.49	18.47	18.65	19.5
		8	7	18.50	18.49	18.46	19.5
		15	0	18.57	18.62	18.43	19.5
	64QAM	1	0	18.45	18.65	18.84	19.5
		1	8	18.82	18.62	19.05	19.5
		1	14	18.72	18.89	18.87	19.5
		8	0	17.45	17.62	17.57	18.5
		8	4	17.58	17.66	17.53	18.5
		8	7	17.55	17.56	17.55	18.5
		15	0	17.50	17.52	17.55	18.5

LTE Band66

BW	Modulation	RB Size	RB Offset	Conducted power(dBm)			
				131997	132422	132647	Tune-up Tolerance
				1712.5	1755	1777.5	
5	QPSK	1	0	20.59	20.49	20.40	21.5
		1	12	20.58	20.64	20.59	21.5
		1	24	20.54	20.54	20.53	21.5
		12	0	19.59	19.57	19.52	20.5
		12	7	19.58	19.71	19.67	20.5
		12	13	19.65	19.62	19.62	20.5
		25	0	19.56	19.66	19.61	20.5
	16QAM	1	0	19.76	19.96	19.75	20.5
		1	12	19.98	19.95	19.93	20.5
		1	24	19.59	19.96	19.96	20.5
		12	0	18.57	18.57	18.52	19.5
		12	7	18.72	18.78	18.76	19.5
		12	13	18.64	18.71	18.58	19.5
		25	0	18.64	18.63	18.65	19.5
	64QAM	1	0	18.99	18.84	18.64	19.5
		1	12	19.05	18.95	18.95	19.5
		1	24	18.75	18.98	18.83	19.5
		12	0	17.67	17.61	17.64	18.5
		12	7	17.56	17.75	17.72	18.5
		12	13	17.60	17.77	17.67	18.5
		25	0	17.60	17.70	17.71	18.5

LTE Band66

BW	Modulation	RB Size	RB Offset	Conducted power(dBm)			
				132022	132422	132622	Tune-up Tolerance
				1715	1755	1775	
10	QPSK	1	0	20.55	20.50	20.43	21.5
		1	25	20.46	20.55	20.60	21.5
		1	49	20.50	20.47	20.61	21.5
		25	0	19.52	19.61	19.50	20.5
		25	12	19.57	19.60	19.58	20.5
		25	25	19.52	19.64	19.57	20.5
		50	0	19.51	19.61	19.59	20.5
	16QAM	1	0	19.78	19.69	19.75	20.5
		1	25	19.97	19.85	19.72	20.5
		1	49	19.72	19.91	20.02	20.5
		25	0	18.58	18.52	18.63	19.5
		25	12	18.67	18.74	18.76	19.5
		25	25	18.57	18.61	18.60	19.5
		50	0	18.59	18.65	18.64	19.5
	64QAM	1	0	18.80	18.74	18.72	19.5
		1	25	18.71	18.76	19.29	19.5
		1	49	18.87	18.83	18.85	19.5
		25	0	17.54	17.60	17.58	18.5
		25	12	17.62	17.68	17.68	18.5
		25	25	17.57	17.69	17.60	18.5
		50	0	17.56	17.65	17.74	18.5

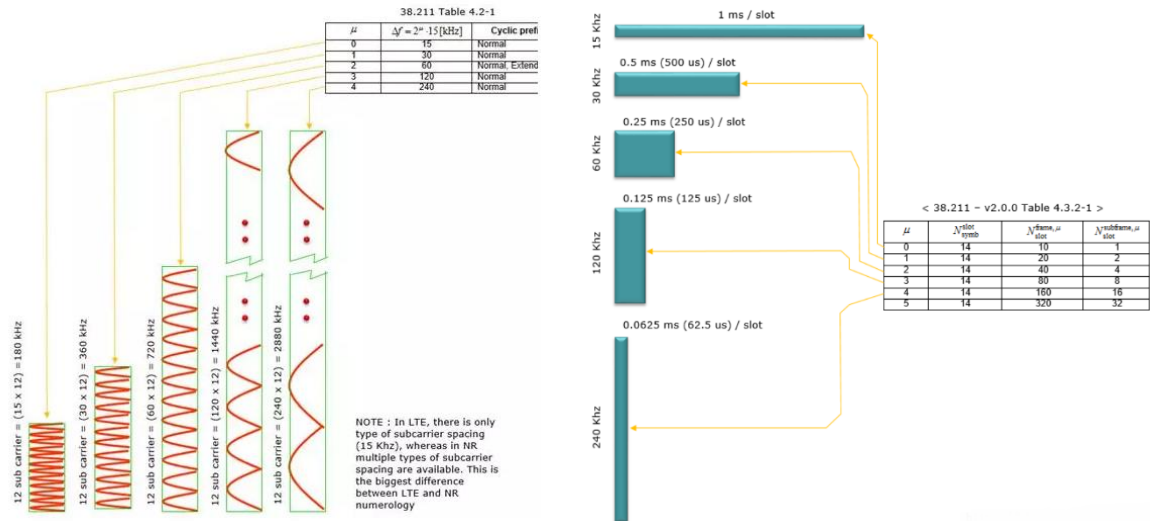
LTE Band66

BW	Modulation	RB Size	RB Offset	Conducted power(dBm)			
				132047	132422	132597	Tune-up Tolerance
				1717.5	1755	1772.5	
15	QPSK	1	0	20.49	20.61	20.58	21.5
		1	37	20.45	20.46	20.59	21.5
		1	74	20.54	20.59	20.60	21.5
		36	0	19.60	19.60	19.60	20.5
		36	29	19.60	19.61	19.53	20.5
		36	30	19.63	19.62	19.65	20.5
		75	0	19.60	19.55	19.57	20.5
	16QAM	1	0	20.09	19.72	19.81	20.5
		1	37	19.66	19.48	19.61	20.5
		1	74	19.87	19.69	19.70	20.5
		36	0	18.59	18.62	18.60	19.5
		36	29	18.66	18.61	18.59	19.5
		36	30	18.68	18.63	18.57	19.5
		75	0	18.66	18.68	18.59	19.5
	64QAM	1	0	18.79	18.65	18.75	19.5
		1	37	18.74	18.74	18.89	19.5
		1	74	18.81	18.74	18.54	19.5
		36	0	17.60	17.57	17.62	18.5
		36	29	17.64	17.65	17.67	18.5
		36	30	17.60	17.63	17.68	18.5
		75	0	17.57	17.70	17.63	18.5

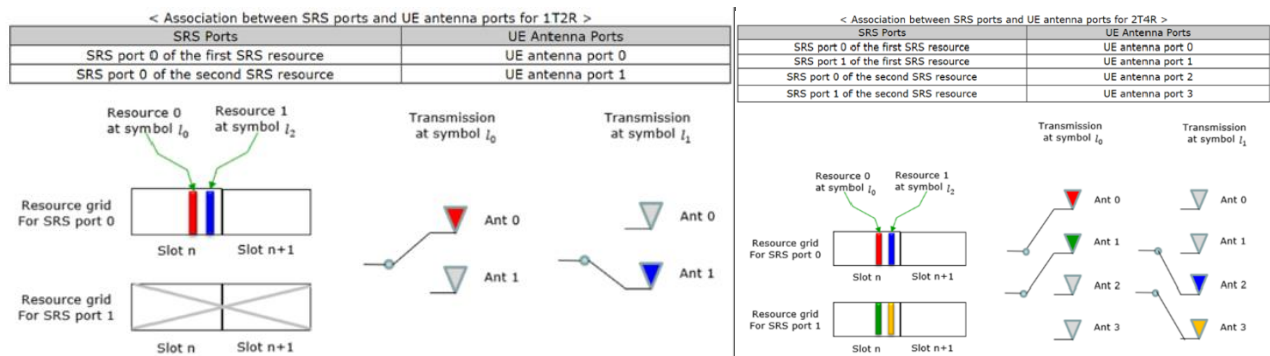
LTE Band66

BW	Modulation	RB Size	RB Offset	Conducted power(dBm)			
				132072	132422	132572	Tune-up Tolerance
				1720	1755	1770	
20	QPSK	1	0	20.62	20.60	20.63	21.5
		1	49	20.65	20.66	20.63	21.5
		1	99	20.70	20.57	20.64	21.5
		50	0	19.58	19.66	19.66	20.5
		50	24	19.66	19.67	19.59	20.5
		50	50	19.68	19.71	19.64	20.5
		100	0	19.69	19.70	19.70	20.5
	16QAM	1	0	19.68	19.80	19.82	20.5
		1	49	19.70	19.75	19.67	20.5
		1	99	19.66	19.68	19.73	20.5
		50	0	18.66	18.70	18.64	19.5
		50	24	18.66	18.74	18.65	19.5
		50	50	18.71	18.67	18.65	19.5
		100	0	18.78	18.69	18.75	19.5
	64QAM	1	0	18.82	18.72	18.86	19.5
		1	49	18.65	18.96	18.80	19.5
		1	99	19.07	18.67	18.99	19.5
		50	0	17.67	17.65	17.61	18.5
		50	24	17.69	17.76	17.58	18.5
		50	50	17.66	17.81	17.78	18.5
		100	0	17.74	17.71	17.67	18.5

6.2.4 NR SA



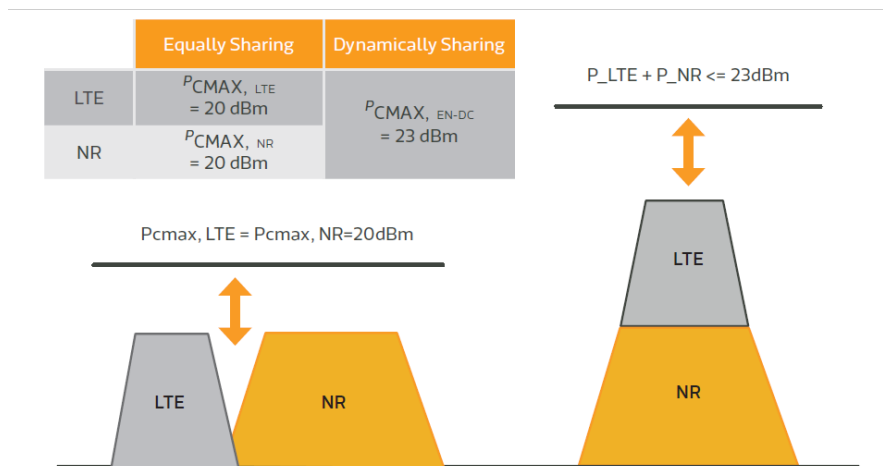
For TDD NR Band operation does not have the fixed UL/DL frame structure in the normal operation, but if the duty cycle larger than 50% for HPUE, MPR applied according to 3GPP. So SRTC proposing the conservative way to evaluate NR TDD which support HPUE with 50% duty cycle. SRS AS can be tested using FTM with CW modulation



When DUT support SRS AS, the function shall be taken into account. Switching period (the last 6 symbols could be used in one slot) is low and not stable with automatically (1slot-2560slots) transmit or triggered by DCI format controlled by high layer, Then DUT choose the antenna(s) with best performance.

NSA

DPS (Dynamically Power Sharing) allocation method is often used for NR and LTE carrier of ENDC.



According to 3GPP 38.521 the maximum power for DFT-s-OFDM PI/2 BPSK (if support) and DFT-s-OFDM QPSK, so other wave-form (CP) and higher order modulation (such as 16QAM,64QAM,256QAM) are not mentioned here.

Licensed SISO1

Full Power

NR5

SCS	Modulation	BandWidth	RBallocation	Range	Channel	Output Power(dBm)	Tune up Tolerance (dBm)
15KHZ	DFT-s-OFDM PI/2 BPSK	5MHz	12@6	low	165300	22.57	24.0
				mid	167300	22.36	
				high	169300	22.54	
			1@1	low	165300	22.80	24.0
				mid	167300	22.32	
				high	169300	22.50	
			1@23	low	165300	22.54	24.0
				mid	167300	22.38	
				high	169300	22.22	
		15MHz	36@18	low	166300	22.77	24.0
				mid	167300	22.72	
				high	168300	22.30	
			1@1	low	166300	22.68	24.0
				mid	167300	22.61	
				high	168300	22.47	
			1@77	low	166300	22.72	24.0
				mid	167300	22.70	
				high	168300	22.34	
		20MHz	50@25	low	166800	22.80	24.0
				mid	167300	22.53	
				high	167800	22.23	
			1@1	low	166800	22.59	24.0
				mid	167300	22.39	
				high	167800	22.64	
1@104	low		166800	22.85	24.0		
	mid		167300	22.62			
	high		167800	22.43			
SCS	Modulation	BandWidth	RBallocation	Range	Channel	Output Power(dBm)	Tune up Tolerance (dBm)
15KHZ	DFT-s-OFDM QPSK	5MHz	12@6	low	165300	22.71	24.0
				mid	167300	22.57	
				high	169300	22.59	
			1@1	low	165300	22.67	24.0
				mid	167300	22.60	
				high	169300	22.69	
		1@23	low	165300	22.68	24.0	
			mid	167300	22.70		
			high	169300	22.63		
		15MHz	36@18	low	166300	22.72	24.0
				mid	167300	22.60	
				high	168300	22.52	
			1@1	low	166300	22.79	24.0
				mid	167300	22.65	
				high	168300	22.59	
1@77	low	166300	22.70	24.0			

		20MHz	50@25	mid	167300	22.64	24.0
				high	168300	22.69	
				low	166800	22.97	
			mid	167300	22.72		
			high	167800	22.78		
			low	166800	22.88		
		1@1	mid	167300	22.73	24.0	
			high	167800	22.68		
			low	166800	22.67		
		1@104	mid	167300	22.77	24.0	
			high	167800	22.75		
			low	166800	22.67		

NR41

SCS	Modulation	BandWidth	RBAllocation	Range	Channel	Output Power(dBm)	Tune up Tolerance (dBm)
30KHZ	DFT-s-OFDM PI/2 BPSK	20MHz	25@12	low	501204	22.48	24.0
			25@12	mid	518598	22.46	
			25@12	high	535998	22.53	
			1@1	low	501204	22.44	24.0
			1@1	high	535998	22.47	
			1@1	mid	518598	22.75	
			1@49	low	501204	22.44	24.0
			1@49	mid	518598	22.66	
			1@49	high	535998	22.62	
		60MHz	81@40	low	505200	22.74	24.0
			81@40	mid	518598	22.57	
			81@40	high	531996	22.53	
			1@1	low	505200	22.42	24.0
			1@1	mid	518598	22.54	
			1@1	high	531996	22.61	
			1@160	low	505200	22.52	24.0
			1@160	mid	518598	22.60	
			1@160	high	531996	22.43	
		100MHz	135@67	low	509202	22.74	24.0
			135@67	mid	518598	22.63	
			135@67	high	528000	22.81	
			1@1	low	509202	22.34	24.0
			1@1	mid	518598	22.44	
			1@1	high	528000	22.78	
1@271	low		509202	22.38	24.0		
1@271	mid		518598	22.81			
1@271	high		528000	22.48			
SCS	Modulation	BandWidth	RBAllocation	Range	Channel	Output Power(dBm)	Tune up Tolerance (dBm)
30KHZ	DFT-s-OFDM QPSK	20MHz	25@12	low	501204	22.62	24.0
			25@12	mid	518598	22.77	
			25@12	high	535998	22.92	
			1@1	low	501204	22.60	24.0
			1@1	high	535998	22.73	
			1@1	mid	518598	22.76	

			1@49	low	501204	22.63	24.0
			1@49	mid	518598	22.83	
			1@49	high	535998	22.84	
		60MHz	81@40	low	505200	22.75	24.0
			81@40	mid	518598	22.70	
			81@40	high	531996	22.71	
			1@1	low	505200	22.80	24.0
			1@1	mid	518598	22.87	
			1@1	high	531996	22.89	
			1@160	low	505200	22.81	24.0
			1@160	mid	518598	22.80	
			1@160	high	531996	22.85	
		100MHz	135@67	low	509202	22.67	24.0
			135@67	mid	518598	22.88	
			135@67	high	528000	22.90	
			1@1	low	509202	22.80	24.0
			1@1	mid	518598	22.88	
			1@1	high	528000	22.90	
			1@271	low	509202	22.79	24.0
			1@271	mid	518598	22.69	
			1@271	high	528000	22.72	

6.2.5 Bluetooth

Note: Exclusion method based on EIRP is not applied for the BT, SRTC perform SAR measurement.

SISO1

BT

Modulation type	Conducted Average Power(dBm)			Tune up (dBm)
	2402MHz	2441MHz	2480MHz	
GFSK(DH5)	12.71	12.58	12.21	14.0
$\pi/4$ DQPSK(2DH5)	12.46	12.48	12.33	14.0
8DPSK(3DH5)	12.40	12.43	12.23	14.0

BLE

Modulation type	Conducted Average Power(dBm)			Tune up (dBm)
	2402MHz	2440MHz	2480MHz	
GFSK (LE 1Mbps)	6.18	5.99	6.44	7.0
GFSK (LE 2Mbps)	5.29	5.06	5.52	7.0
Coded 125K	6.50	6.14	6.59	7.0
Coded 500K	6.37	6.25	6.53	7.0

SISO2

BT

Modulation type	Conducted Average Power(dBm)			Tune up (dBm)
	2402MHz	2441MHz	2480MHz	
GFSK(DH5)	13.15	13.25	12.83	14.0
$\pi/4$ DQPSK(2DH5)	13.08	12.59	12.16	14.0
8DPSK(3DH5)	13.00	12.67	12.35	14.0

BLE

Modulation type	Conducted Average Power(dBm)			Tune up (dBm)
	2402MHz	2440MHz	2480MHz	
GFSK (LE 1Mbps)	6.18	5.98	6.46	7.0
GFSK (LE 2Mbps)	6.19	6.10	6.42	7.0
Coded 125K	6.18	5.14	5.66	7.0
Coded 500K	5.20	5.22	5.59	7.0

6.2.6 WIFI

Note: Exclusion method based on EIRP is not applied for the WIFI, SRTC perform SAR measurement.

Unlicensed MIMO

Wi-Fi 2.4GHz

Test Mode	Tones/ RU Index	Frequency (MHz)	Antenna	Average power output (dBm)	Tune up (dBm)
802.11b	NA	2412	Chain0	11.41	12.0
802.11b	NA	2412	Chain1	11.24	12.0
802.11b	NA	2412	Chain0+ Chain1	14.34	15.0
802.11b	NA	2437	Chain0	11.07	12.0
802.11b	NA	2437	Chain1	11.09	12.0
802.11b	NA	2437	Chain0+ Chain1	14.09	15.0
802.11b	NA	2462	Chain0	11.66	12.0
802.11b	NA	2462	Chain1	11.15	12.0
802.11b	NA	2462	Chain0+ Chain1	14.42	15.0
802.11g	NA	2412	Chain0	11.61	12.0
802.11g	NA	2412	Chain1	11.36	12.0
802.11g	NA	2412	Chain0+ Chain1	14.5	15.0
802.11g	NA	2437	Chain0	11.30	12.0
802.11g	NA	2437	Chain1	11.16	12.0
802.11g	NA	2437	Chain0+ Chain1	14.24	15.0
802.11g	NA	2462	Chain0	11.70	12.0
802.11g	NA	2462	Chain1	11.31	12.0
802.11g	NA	2462	Chain0+ Chain1	14.52	15.0
802.11n HT20	NA	2412	Chain0	11.57	12.0
802.11n HT20	NA	2412	Chain1	11.36	12.0
802.11n HT20	NA	2412	MIMO	14.48	15.0
802.11n HT20	NA	2437	Chain0	11.24	12.0
802.11n HT20	NA	2437	Chain1	11.20	12.0
802.11n HT20	NA	2437	MIMO	14.23	15.0
802.11n HT20	NA	2462	Chain0	11.62	12.0
802.11n HT20	NA	2462	Chain1	11.32	12.0
802.11n HT20	NA	2462	MIMO	14.48	15.0
802.11n HT40	NA	2422	Chain0	11.79	12.0
802.11n HT40	NA	2422	Chain1	11.36	12.0
802.11n HT40	NA	2422	MIMO	14.59	15.0
802.11n HT40	NA	2437	Chain0	11.59	12.0
802.11n HT40	NA	2437	Chain1	11.40	12.0
802.11n HT40	NA	2437	MIMO	14.51	15.0
802.11n HT40	NA	2452	Chain0	11.43	12.0
802.11n HT40	NA	2452	Chain1	11.52	12.0
802.11n HT40	NA	2452	MIMO	14.49	15.0

Test Mode	Tones/ RU Index	Frequency (MHz)	Antenna	Average power output (dBm)	Tune up (dBm)
802.11ax HE20	26T+0	2412	Chain0	7.02	8.0
802.11ax HE20	26T+0	2412	Chain1	7.01	8.0
802.11ax HE20	26T+0	2412	MIMO	10.03	11.0
802.11ax HE20	26T+0	2437	Chain0	7.64	8.0
802.11ax HE20	26T+0	2437	Chain1	7.64	8.0
802.11ax HE20	26T+0	2437	MIMO	10.65	11.0
802.11ax HE20	26T+0	2462	Chain0	6.91	8.0
802.11ax HE20	26T+0	2462	Chain1	6.93	8.0
802.11ax HE20	26T+0	2462	MIMO	9.93	11.0
802.11ax HE20	26T+4	2412	Chain0	7.61	8.0
802.11ax HE20	26T+4	2412	Chain1	7.60	8.0
802.11ax HE20	26T+4	2412	MIMO	10.62	11.0
802.11ax HE20	26T+4	2437	Chain0	7.30	8.0
802.11ax HE20	26T+4	2437	Chain1	7.33	8.0
802.11ax HE20	26T+4	2437	MIMO	10.33	11.0
802.11ax HE20	26T+4	2462	Chain0	7.09	8.0
802.11ax HE20	26T+4	2462	Chain1	7.11	8.0
802.11ax HE20	26T+4	2462	MIMO	10.11	11.0
802.11ax HE20	26T+8	2412	Chain0	7.77	8.0
802.11ax HE20	26T+8	2412	Chain1	7.78	8.0
802.11ax HE20	26T+8	2412	MIMO	10.79	11.0
802.11ax HE20	26T+8	2437	Chain0	7.69	8.0
802.11ax HE20	26T+8	2437	Chain1	7.70	8.0
802.11ax HE20	26T+8	2437	MIMO	10.71	11.0
802.11ax HE20	26T+8	2462	Chain0	7.87	8.0
802.11ax HE20	26T+8	2462	Chain1	7.86	8.0
802.11ax HE20	26T+8	2462	MIMO	10.88	11.0
802.11ax HE20	52T+37	2412	Chain0	6.99	8.0
802.11ax HE20	52T+37	2412	Chain1	7.01	8.0
802.11ax HE20	52T+37	2412	MIMO	10.01	11.0
802.11ax HE20	52T+37	2437	Chain0	7.49	8.0
802.11ax HE20	52T+37	2437	Chain1	7.49	8.0
802.11ax HE20	52T+37	2437	MIMO	10.50	11.0
802.11ax HE20	52T+37	2462	Chain0	7.88	8.0
802.11ax HE20	52T+37	2462	Chain1	7.88	8.0
802.11ax HE20	52T+37	2462	MIMO	10.89	11.0
802.11ax HE20	52T+39	2412	Chain0	7.23	8.0
802.11ax HE20	52T+39	2412	Chain1	7.25	8.0
802.11ax HE20	52T+39	2412	MIMO	10.25	11.0
802.11ax HE20	52T+39	2437	Chain0	7.39	8.0
802.11ax HE20	52T+39	2437	Chain1	7.37	8.0
802.11ax HE20	52T+39	2437	MIMO	10.39	11.0
802.11ax HE20	52T+39	2462	Chain0	7.23	8.0
802.11ax HE20	52T+39	2462	Chain1	7.26	8.0
802.11ax HE20	52T+39	2462	MIMO	10.26	11.0
802.11ax HE20	52T+40	2412	Chain0	7.72	8.0

802.11ax HE20	52T+40	2412	Chain1	7.74	8.0
802.11ax HE20	52T+40	2412	MIMO	10.74	11.0
802.11ax HE20	52T+40	2437	Chain0	6.68	8.0
802.11ax HE20	52T+40	2437	Chain1	6.67	8.0
802.11ax HE20	52T+40	2437	MIMO	9.69	11.0
802.11ax HE20	52T+40	2462	Chain0	7.01	8.0
802.11ax HE20	52T+40	2462	Chain1	7.01	8.0
802.11ax HE20	52T+40	2462	MIMO	10.02	11.0
802.11ax HE20	106T+53	2412	Chain0	7.14	8.0
802.11ax HE20	106T+53	2412	Chain1	7.17	8.0
802.11ax HE20	106T+53	2412	MIMO	10.17	11.0
802.11ax HE20	106T+53	2437	Chain0	7.13	8.0
802.11ax HE20	106T+53	2437	Chain1	6.05	8.0
802.11ax HE20	106T+53	2437	MIMO	9.63	11.0
802.11ax HE20	106T+53	2462	Chain0	7.08	8.0
802.11ax HE20	106T+53	2462	Chain1	7.09	8.0
802.11ax HE20	106T+53	2462	MIMO	10.10	11.0
802.11ax HE20	106T+54	2412	Chain0	7.52	8.0
802.11ax HE20	106T+54	2412	Chain1	7.53	8.0
802.11ax HE20	106T+54	2412	MIMO	10.54	11.0
802.11ax HE20	106T+54	2437	Chain0	7.50	8.0
802.11ax HE20	106T+54	2437	Chain1	7.49	8.0
802.11ax HE20	106T+54	2437	MIMO	10.51	11.0
802.11ax HE20	106T+54	2462	Chain0	7.11	8.0
802.11ax HE20	106T+54	2462	Chain1	7.12	8.0
802.11ax HE20	106T+54	2462	MIMO	10.13	11.0
802.11ax HE20	242T+61	2412	Chain0	11.50	12.0
802.11ax HE20	242T+61	2412	Chain1	10.76	12.0
802.11ax HE20	242T+61	2412	MIMO	14.16	15.0
802.11ax HE20	242T+61	2437	Chain0	11.12	12.0
802.11ax HE20	242T+61	2437	Chain1	10.49	12.0
802.11ax HE20	242T+61	2437	MIMO	13.83	15.0
802.11ax HE20	242T+61	2462	Chain0	11.56	12.0
802.11ax HE20	242T+61	2462	Chain1	10.82	12.0
802.11ax HE20	242T+61	2462	MIMO	14.22	15.0
802.11ax HE40	26T+0	2422	Chain0	7.39	8.0
802.11ax HE40	26T+0	2422	Chain1	7.46	8.0
802.11ax HE40	26T+0	2422	MIMO	10.44	11.0
802.11ax HE40	26T+0	2437	Chain0	7.49	8.0
802.11ax HE40	26T+0	2437	Chain1	7.29	8.0
802.11ax HE40	26T+0	2437	MIMO	10.40	11.0
802.11ax HE40	26T+0	2452	Chain0	7.46	8.0
802.11ax HE40	26T+0	2452	Chain1	7.30	8.0
802.11ax HE40	26T+0	2452	MIMO	10.39	11.0
802.11ax HE40	26T+10	2422	Chain0	7.40	8.0
802.11ax HE40	26T+10	2422	Chain1	7.42	8.0
802.11ax HE40	26T+10	2422	MIMO	10.42	11.0
802.11ax HE40	26T+10	2437	Chain0	7.36	8.0
802.11ax HE40	26T+10	2437	Chain1	7.38	8.0
802.11ax HE40	26T+10	2437	MIMO	10.38	11.0

802.11ax HE40	26T+10	2452	Chain0	7.77	8.0
802.11ax HE40	26T+10	2452	Chain1	7.74	8.0
802.11ax HE40	26T+10	2452	MIMO	10.77	11.0
802.11ax HE40	26T+17	2422	Chain0	7.45	8.0
802.11ax HE40	26T+17	2422	Chain1	7.45	8.0
802.11ax HE40	26T+17	2422	MIMO	10.46	11.0
802.11ax HE40	26T+17	2437	Chain0	7.85	8.0
802.11ax HE40	26T+17	2437	Chain1	7.83	8.0
802.11ax HE40	26T+17	2437	MIMO	10.85	11.0
802.11ax HE40	26T+17	2452	Chain0	7.78	8.0
802.11ax HE40	26T+17	2452	Chain1	7.81	8.0
802.11ax HE40	26T+17	2452	MIMO	10.81	11.0
802.11ax HE40	52T+37	2422	Chain0	7.48	8.0
802.11ax HE40	52T+37	2422	Chain1	7.44	8.0
802.11ax HE40	52T+37	2422	MIMO	10.47	11.0
802.11ax HE40	52T+37	2437	Chain0	7.08	8.0
802.11ax HE40	52T+37	2437	Chain1	7.10	8.0
802.11ax HE40	52T+37	2437	MIMO	10.10	11.0
802.11ax HE40	52T+37	2452	Chain0	7.39	8.0
802.11ax HE40	52T+37	2452	Chain1	7.43	8.0
802.11ax HE40	52T+37	2452	MIMO	10.42	11.0
802.11ax HE40	52T+41	2422	Chain0	6.54	8.0
802.11ax HE40	52T+41	2422	Chain1	6.53	8.0
802.11ax HE40	52T+41	2422	MIMO	9.55	11.0
802.11ax HE40	52T+41	2437	Chain0	7.31	8.0
802.11ax HE40	52T+41	2437	Chain1	7.37	8.0
802.11ax HE40	52T+41	2437	MIMO	10.35	11.0
802.11ax HE40	52T+41	2452	Chain0	7.44	8.0
802.11ax HE40	52T+41	2452	Chain1	7.36	8.0
802.11ax HE40	52T+41	2452	MIMO	10.41	11.0
802.11ax HE40	52T+44	2422	Chain0	7.45	8.0
802.11ax HE40	52T+44	2422	Chain1	7.48	8.0
802.11ax HE40	52T+44	2422	MIMO	10.48	11.0
802.11ax HE40	52T+44	2437	Chain0	7.63	8.0
802.11ax HE40	52T+44	2437	Chain1	7.64	8.0
802.11ax HE40	52T+44	2437	MIMO	10.65	11.0
802.11ax HE40	52T+44	2452	Chain0	7.71	8.0
802.11ax HE40	52T+44	2452	Chain1	7.70	8.0
802.11ax HE40	52T+44	2452	MIMO	10.72	11.0
802.11ax HE40	106T+53	2422	Chain0	6.91	8.0
802.11ax HE40	106T+53	2422	Chain1	6.89	8.0
802.11ax HE40	106T+53	2422	MIMO	9.91	11.0
802.11ax HE40	106T+53	2437	Chain0	6.72	8.0
802.11ax HE40	106T+53	2437	Chain1	6.73	8.0
802.11ax HE40	106T+53	2437	MIMO	9.74	11.0
802.11ax HE40	106T+53	2452	Chain0	7.71	8.0
802.11ax HE40	106T+53	2452	Chain1	7.74	8.0
802.11ax HE40	106T+53	2452	MIMO	10.74	11.0
802.11ax HE40	106T+55	2422	Chain0	6.86	8.0
802.11ax HE40	106T+55	2422	Chain1	6.88	8.0

802.11ax HE40	106T+55	2422	MIMO	9.88	11.0
802.11ax HE40	106T+55	2437	Chain0	7.56	8.0
802.11ax HE40	106T+55	2437	Chain1	7.55	8.0
802.11ax HE40	106T+55	2437	MIMO	10.57	11.0
802.11ax HE40	106T+55	2452	Chain0	7.97	8.0
802.11ax HE40	106T+55	2452	Chain1	7.96	8.0
802.11ax HE40	106T+55	2452	MIMO	10.98	11.0
802.11ax HE40	106T+56	2422	Chain0	7.38	8.0
802.11ax HE40	106T+56	2422	Chain1	7.37	8.0
802.11ax HE40	106T+56	2422	MIMO	10.39	11.0
802.11ax HE40	106T+56	2437	Chain0	7.82	8.0
802.11ax HE40	106T+56	2437	Chain1	7.83	8.0
802.11ax HE40	106T+56	2437	MIMO	10.84	11.0
802.11ax HE40	106T+56	2452	Chain0	7.93	8.0
802.11ax HE40	106T+56	2452	Chain1	7.95	8.0
802.11ax HE40	106T+56	2452	MIMO	10.95	11.0
802.11ax HE40	242T+61	2422	Chain0	7.37	8.0
802.11ax HE40	242T+61	2422	Chain1	7.39	8.0
802.11ax HE40	242T+61	2422	MIMO	10.39	11.0
802.11ax HE40	242T+61	2437	Chain0	6.74	8.0
802.11ax HE40	242T+61	2437	Chain1	6.74	8.0
802.11ax HE40	242T+61	2437	MIMO	9.75	11.0
802.11ax HE40	242T+61	2452	Chain0	7.62	8.0
802.11ax HE40	242T+61	2452	Chain1	7.63	8.0
802.11ax HE40	242T+61	2452	MIMO	10.64	11.0
802.11ax HE40	242T+62	2422	Chain0	6.91	8.0
802.11ax HE40	242T+62	2422	Chain1	6.91	8.0
802.11ax HE40	242T+62	2422	MIMO	9.92	11.0
802.11ax HE40	242T+62	2437	Chain0	7.54	8.0
802.11ax HE40	242T+62	2437	Chain1	7.55	8.0
802.11ax HE40	242T+62	2437	MIMO	10.56	11.0
802.11ax HE40	242T+62	2452	Chain0	7.63	8.0
802.11ax HE40	242T+62	2452	Chain1	7.64	8.0
802.11ax HE40	242T+62	2452	MIMO	10.65	11.0
802.11ax HE40	484T+65	2422	Chain0	11.84	12.0
802.11ax HE40	484T+65	2422	Chain1	11.84	12.0
802.11ax HE40	484T+65	2422	MIMO	14.85	15.0
802.11ax HE40	484T+65	2437	Chain0	11.65	12.0
802.11ax HE40	484T+65	2437	Chain1	11.65	12.0
802.11ax HE40	484T+65	2437	MIMO	14.66	15.0
802.11ax HE40	484T+65	2452	Chain0	11.50	12.0
802.11ax HE40	484T+65	2452	Chain1	11.50	12.0
802.11ax HE40	484T+65	2452	MIMO	14.51	15.0

Wi-Fi 5.2GHz

Mode	Tones/ RUIndex	Frequency (MHz)	Antenna	Conducted average power output(dBm)	Tune up (dBm)
802.11a	NA	5180	Chain0	11.80	12.0
802.11a	NA	5180	Chain1	11.83	12.0
802.11a	NA	5180	Chain0+ Chain1	14.83	15.0
802.11a	NA	5220	Chain0	11.76	12.0
802.11a	NA	5220	Chain1	11.76	12.0
802.11a	NA	5220	Chain0+ Chain1	14.77	15.0
802.11a	NA	5240	Chain0	11.84	12.0
802.11a	NA	5240	Chain1	11.86	12.0
802.11a	NA	5240	Chain0+ Chain1	14.86	15.0
802.11n HT20	NA	5180	Chain0	11.74	12.0
802.11n HT20	NA	5180	Chain1	11.75	12.0
802.11n HT20	NA	5180	MIMO	14.76	15.0
802.11n HT20	NA	5220	Chain0	11.68	12.0
802.11n HT20	NA	5220	Chain1	11.69	12.0
802.11n HT20	NA	5220	MIMO	14.70	15.0
802.11n HT20	NA	5240	Chain0	11.86	12.0
802.11n HT20	NA	5240	Chain1	11.86	12.0
802.11n HT20	NA	5240	MIMO	14.87	15.0
802.11ac VHT20	NA	5180	Chain0	11.84	12.0
802.11ac VHT20	NA	5180	Chain1	11.84	12.0
802.11ac VHT20	NA	5180	MIMO	14.85	15.0
802.11ac VHT20	NA	5220	Chain0	11.72	12.0
802.11ac VHT20	NA	5220	Chain1	11.73	12.0
802.11ac VHT20	NA	5220	MIMO	14.74	15.0
802.11ac VHT20	NA	5240	Chain0	11.84	12.0
802.11ac VHT20	NA	5240	Chain1	11.86	12.0
802.11ac VHT20	NA	5240	MIMO	14.86	15.0
802.11n HT40	NA	5190	Chain0	11.55	12.0
802.11n HT40	NA	5190	Chain1	11.58	12.0
802.11n HT40	NA	5190	MIMO	14.58	15.0
802.11n HT40	NA	5230	Chain0	11.43	12.0
802.11n HT40	NA	5230	Chain1	11.47	12.0
802.11n HT40	NA	5230	MIMO	14.46	15.0
802.11ac VHT40	NA	5190	Chain0	11.44	12.0
802.11ac VHT40	NA	5190	Chain1	11.58	12.0
802.11ac VHT40	NA	5190	MIMO	14.52	15.0
802.11ac VHT40	NA	5230	Chain0	11.40	12.0
802.11ac VHT40	NA	5230	Chain1	11.43	12.0
802.11ac VHT40	NA	5230	MIMO	14.43	15.0
802.11ac VHT80	NA	5210	Chain0	11.51	12.0
802.11ac VHT80	NA	5210	Chain1	11.57	12.0
802.11ac VHT80	NA	5210	MIMO	14.55	15.0
802.11ac VHT160	NA	5250	Chain0	11.53	12.0
802.11ac VHT160	NA	5250	Chain1	11.50	12.0
802.11ac VHT160	NA	5250	MIMO	14.53	15.0

Mode	Tones/ RUIndex	Frequency (MHz)	Antenna	Conducted average power output(dBm)	Tune up (dBm)
802.11ax HE20	26T 0	5180	Chain0	7.38	8.0
802.11ax HE20	26T 0	5180	Chain1	7.41	8.0
802.11ax HE20	26T 0	5180	MIMO	10.41	11.0
802.11ax HE20	26T 0	5220	Chain0	6.93	8.0
802.11ax HE20	26T 0	5220	Chain1	6.94	8.0
802.11ax HE20	26T 0	5220	MIMO	9.95	11.0
802.11ax HE20	26T 0	5240	Chain0	7.84	8.0
802.11ax HE20	26T 0	5240	Chain1	7.86	8.0
802.11ax HE20	26T 0	5240	MIMO	10.86	11.0
802.11ax HE20	26T 4	5180	Chain0	6.55	8.0
802.11ax HE20	26T 4	5180	Chain1	6.57	8.0
802.11ax HE20	26T 4	5180	MIMO	9.57	11.0
802.11ax HE20	26T 4	5220	Chain0	7.47	8.0
802.11ax HE20	26T 4	5220	Chain1	7.46	8.0
802.11ax HE20	26T 4	5220	MIMO	10.48	11.0
802.11ax HE20	26T 4	5240	Chain0	7.84	8.0
802.11ax HE20	26T 4	5240	Chain1	7.85	8.0
802.11ax HE20	26T 4	5240	MIMO	10.86	11.0
802.11ax HE20	26T 8	5180	Chain0	6.56	8.0
802.11ax HE20	26T 8	5180	Chain1	6.58	8.0
802.11ax HE20	26T 8	5180	MIMO	9.58	11.0
802.11ax HE20	26T 8	5220	Chain0	7.54	8.0
802.11ax HE20	26T 8	5220	Chain1	7.53	8.0
802.11ax HE20	26T 8	5220	MIMO	10.55	11.0
802.11ax HE20	26T 8	5240	Chain0	7.48	8.0
802.11ax HE20	26T 8	5240	Chain1	7.49	8.0
802.11ax HE20	26T 8	5240	MIMO	10.50	11.0
802.11ax HE20	52T 37	5180	Chain0	7.28	8.0
802.11ax HE20	52T 37	5180	Chain1	7.29	8.0
802.11ax HE20	52T 37	5180	MIMO	10.30	11.0
802.11ax HE20	52T 37	5220	Chain0	7.91	8.0
802.11ax HE20	52T 37	5220	Chain1	7.92	8.0
802.11ax HE20	52T 37	5220	MIMO	10.93	11.0
802.11ax HE20	52T 37	5240	Chain0	7.54	8.0
802.11ax HE20	52T 37	5240	Chain1	7.53	8.0
802.11ax HE20	52T 37	5240	MIMO	10.55	11.0
802.11ax HE20	52T 39	5180	Chain0	7.31	8.0
802.11ax HE20	52T 39	5180	Chain1	7.32	8.0
802.11ax HE20	52T 39	5180	MIMO	10.33	11.0
802.11ax HE20	52T 39	5220	Chain0	7.95	8.0
802.11ax HE20	52T 39	5220	Chain1	7.91	8.0
802.11ax HE20	52T 39	5220	MIMO	10.94	11.0
802.11ax HE20	52T 39	5240	Chain0	7.84	8.0
802.11ax HE20	52T 39	5240	Chain1	7.83	8.0
802.11ax HE20	52T 39	5240	MIMO	10.85	11.0
802.11ax HE20	52T 40	5180	Chain0	6.65	8.0
802.11ax HE20	52T 40	5180	Chain1	6.68	8.0
802.11ax HE20	52T 40	5180	MIMO	9.68	11.0

802.11ax HE20	52T 40	5220	Chain0	7.38	8.0
802.11ax HE20	52T 40	5220	Chain1	7.41	8.0
802.11ax HE20	52T 40	5220	MIMO	10.41	11.0
802.11ax HE20	52T 40	5240	Chain0	7.36	8.0
802.11ax HE20	52T 40	5240	Chain1	7.35	8.0
802.11ax HE20	52T 40	5240	MIMO	10.37	11.0
802.11ax HE20	106T 53	5180	Chain0	7.05	8.0
802.11ax HE20	106T 53	5180	Chain1	7.07	8.0
802.11ax HE20	106T 53	5180	MIMO	10.07	11.0
802.11ax HE20	106T 53	5220	Chain0	7.72	8.0
802.11ax HE20	106T 53	5220	Chain1	7.74	8.0
802.11ax HE20	106T 53	5220	MIMO	10.74	11.0
802.11ax HE20	106T 53	5240	Chain0	7.70	8.0
802.11ax HE20	106T 53	5240	Chain1	7.71	8.0
802.11ax HE20	106T 53	5240	MIMO	10.72	11.0
802.11ax HE20	106T 54	5180	Chain0	6.99	8.0
802.11ax HE20	106T 54	5180	Chain1	6.99	8.0
802.11ax HE20	106T 54	5180	MIMO	10.00	11.0
802.11ax HE20	106T 54	5220	Chain0	7.35	8.0
802.11ax HE20	106T 54	5220	Chain1	7.36	8.0
802.11ax HE20	106T 54	5220	MIMO	10.37	11.0
802.11ax HE20	106T 54	5240	Chain0	7.70	8.0
802.11ax HE20	106T 54	5240	Chain1	7.71	8.0
802.11ax HE20	106T 54	5240	MIMO	10.72	11.0
802.11ax HE20	242T 61	5180	Chain0	11.42	12.0
802.11ax HE20	242T 61	5180	Chain1	11.37	12.0
802.11ax HE20	242T 61	5180	MIMO	14.41	15.0
802.11ax HE20	242T 61	5220	Chain0	11.68	12.0
802.11ax HE20	242T 61	5220	Chain1	11.69	12.0
802.11ax HE20	242T 61	5220	MIMO	14.70	15.0
802.11ax HE20	242T 61	5240	Chain0	11.35	12.0
802.11ax HE20	242T 61	5240	Chain1	11.36	12.0
802.11ax HE20	242T 61	5240	MIMO	14.37	15.0
802.11ax HE40	26T 0	5190	Chain0	7.92	8.0
802.11ax HE40	26T 0	5190	Chain1	7.92	8.0
802.11ax HE40	26T 0	5190	MIMO	10.93	11.0
802.11ax HE40	26T 0	5230	Chain0	7.98	8.0
802.11ax HE40	26T 0	5230	Chain1	7.08	8.0
802.11ax HE40	26T 0	5230	MIMO	10.56	11.0
802.11ax HE40	26T 10	5190	Chain0	6.88	8.0
802.11ax HE40	26T 10	5190	Chain1	6.88	8.0
802.11ax HE40	26T 10	5190	MIMO	9.89	11.0
802.11ax HE40	26T 10	5230	Chain0	7.09	8.0
802.11ax HE40	26T 10	5230	Chain1	7.11	8.0
802.11ax HE40	26T 10	5230	MIMO	10.11	11.0
802.11ax HE40	26T 17	5190	Chain0	6.90	8.0
802.11ax HE40	26T 17	5190	Chain1	6.91	8.0
802.11ax HE40	26T 17	5190	MIMO	9.92	11.0
802.11ax HE40	26T 17	5230	Chain0	6.58	8.0
802.11ax HE40	26T 17	5230	Chain1	7.85	8.0

802.11ax HE40	26T 17	5230	MIMO	10.27	11.0
802.11ax HE40	52T 37	5190	Chain0	6.82	8.0
802.11ax HE40	52T 37	5190	Chain1	6.81	8.0
802.11ax HE40	52T 37	5190	MIMO	9.83	11.0
802.11ax HE40	52T 37	5230	Chain0	7.79	8.0
802.11ax HE40	52T 37	5230	Chain1	7.80	8.0
802.11ax HE40	52T 37	5230	MIMO	10.81	11.0
802.11ax HE40	52T 41	5190	Chain0	6.80	8.0
802.11ax HE40	52T 41	5190	Chain1	6.81	8.0
802.11ax HE40	52T 41	5190	MIMO	9.82	11.0
802.11ax HE40	52T 41	5230	Chain0	7.35	8.0
802.11ax HE40	52T 41	5230	Chain1	7.34	8.0
802.11ax HE40	52T 41	5230	MIMO	10.36	11.0
802.11ax HE40	52T 44	5190	Chain0	7.58	8.0
802.11ax HE40	52T 44	5190	Chain1	7.58	8.0
802.11ax HE40	52T 44	5190	MIMO	10.59	11.0
802.11ax HE40	52T 44	5230	Chain0	7.32	8.0
802.11ax HE40	52T 44	5230	Chain1	7.34	8.0
802.11ax HE40	52T 44	5230	MIMO	10.34	11.0
802.11ax HE40	106T 53	5190	Chain0	7.60	8.0
802.11ax HE40	106T 53	5190	Chain1	7.56	8.0
802.11ax HE40	106T 53	5190	MIMO	10.59	11.0
802.11ax HE40	106T 53	5230	Chain0	7.44	8.0
802.11ax HE40	106T 53	5230	Chain1	7.42	8.0
802.11ax HE40	106T 53	5230	MIMO	10.44	11.0
802.11ax HE40	106T 55	5190	Chain0	6.96	8.0
802.11ax HE40	106T 55	5190	Chain1	6.96	8.0
802.11ax HE40	106T 55	5190	MIMO	9.97	11.0
802.11ax HE40	106T 55	5230	Chain0	7.43	8.0
802.11ax HE40	106T 55	5230	Chain1	7.43	8.0
802.11ax HE40	106T 55	5230	MIMO	10.44	11.0
802.11ax HE40	106T 56	5190	Chain0	6.97	8.0
802.11ax HE40	106T 56	5190	Chain1	6.99	8.0
802.11ax HE40	106T 56	5190	MIMO	9.99	11.0
802.11ax HE40	106T 56	5230	Chain0	7.59	8.0
802.11ax HE40	106T 56	5230	Chain1	7.68	8.0
802.11ax HE40	106T 56	5230	MIMO	10.65	11.0
802.11ax HE40	242T 61	5190	Chain0	6.83	8.0
802.11ax HE40	242T 61	5190	Chain1	6.84	8.0
802.11ax HE40	242T 61	5190	MIMO	9.85	11.0
802.11ax HE40	242T 61	5230	Chain0	7.69	8.0
802.11ax HE40	242T 61	5230	Chain1	7.67	8.0
802.11ax HE40	242T 61	5230	MIMO	10.69	11.0
802.11ax HE40	242T 62	5190	Chain0	6.85	8.0
802.11ax HE40	242T 62	5190	Chain1	6.85	8.0
802.11ax HE40	242T 62	5190	MIMO	9.86	11.0
802.11ax HE40	242T 62	5230	Chain0	7.25	8.0
802.11ax HE40	242T 62	5230	Chain1	7.34	8.0
802.11ax HE40	242T 62	5230	MIMO	10.31	11.0
802.11ax HE40	484T 65	5190	Chain0	11.52	12.0

802.11ax HE40	484T 65	5190	Chain1	11.57	12.0
802.11ax HE40	484T 65	5190	MIMO	14.56	15.0
802.11ax HE40	484T 65	5230	Chain0	11.49	12.0
802.11ax HE40	484T 65	5230	Chain1	11.49	12.0
802.11ax HE40	484T 65	5230	MIMO	14.50	15.0
802.11ax HE80	26T 0	5210	Chain0	7.25	8.0
802.11ax HE80	26T 0	5210	Chain1	7.24	8.0
802.11ax HE80	26T 0	5210	MIMO	10.26	11.0
802.11ax HE80	26T 18	5210	Chain0	7.28	8.0
802.11ax HE80	26T 18	5210	Chain1	7.27	8.0
802.11ax HE80	26T 18	5210	MIMO	10.29	11.0
802.11ax HE80	26T 36	5210	Chain0	7.24	8.0
802.11ax HE80	26T 36	5210	Chain1	7.05	8.0
802.11ax HE80	26T 36	5210	MIMO	10.16	11.0
802.11ax HE80	52T 37	5210	Chain0	7.16	8.0
802.11ax HE80	52T 37	5210	Chain1	7.21	8.0
802.11ax HE80	52T 37	5210	MIMO	10.20	11.0
802.11ax HE80	52T 45	5210	Chain0	7.32	8.0
802.11ax HE80	52T 45	5210	Chain1	7.31	8.0
802.11ax HE80	52T 45	5210	MIMO	10.33	11.0
802.11ax HE80	52T 52	5210	Chain0	7.22	8.0
802.11ax HE80	52T 52	5210	Chain1	7.26	8.0
802.11ax HE80	52T 52	5210	MIMO	10.25	11.0
802.11ax HE80	106T 53	5210	Chain0	7.33	8.0
802.11ax HE80	106T 53	5210	Chain1	7.26	8.0
802.11ax HE80	106T 53	5210	MIMO	10.31	11.0
802.11ax HE80	106T 57	5210	Chain0	7.26	8.0
802.11ax HE80	106T 57	5210	Chain1	7.19	8.0
802.11ax HE80	106T 57	5210	MIMO	10.24	11.0
802.11ax HE80	106T 60	5210	Chain0	7.16	8.0
802.11ax HE80	106T 60	5210	Chain1	7.15	8.0
802.11ax HE80	106T 60	5210	MIMO	10.17	11.0
802.11ax HE80	242T 61	5210	Chain0	7.16	8.0
802.11ax HE80	242T 61	5210	Chain1	7.18	8.0
802.11ax HE80	242T 61	5210	MIMO	10.18	11.0
802.11ax HE80	242T 63	5210	Chain0	7.26	8.0
802.11ax HE80	242T 63	5210	Chain1	7.24	8.0
802.11ax HE80	242T 63	5210	MIMO	10.26	11.0
802.11ax HE80	242T 64	5210	Chain0	7.12	8.0
802.11ax HE80	242T 64	5210	Chain1	7.27	8.0
802.11ax HE80	242T 64	5210	MIMO	10.21	11.0
802.11ax HE80	484T 65	5210	Chain0	7.19	8.0
802.11ax HE80	484T 65	5210	Chain1	7.17	8.0
802.11ax HE80	484T 65	5210	MIMO	10.19	11.0
802.11ax HE80	484T 66	5210	Chain0	7.12	8.0
802.11ax HE80	484T 66	5210	Chain1	7.26	8.0
802.11ax HE80	484T 66	5210	MIMO	10.20	11.0
802.11ax HE80	996T 67	5210	Chain0	11.27	12.0
802.11ax HE80	996T 67	5210	Chain1	11.35	12.0
802.11ax HE80	996T 67	5210	MIMO	14.32	15.0

802.11ax HE160	26T H	5250	Chain0	7.12	8.0
802.11ax HE160	26T H	5250	Chain1	7.23	8.0
802.11ax HE160	26T H	5250	MIMO	10.19	11.0
802.11ax HE160	26T L	5250	Chain0	7.13	8.0
802.11ax HE160	26T L	5250	Chain1	7.11	8.0
802.11ax HE160	26T L	5250	MIMO	10.13	11.0
802.11ax HE160	52T H	5250	Chain0	7.13	8.0
802.11ax HE160	52T H	5250	Chain1	7.08	8.0
802.11ax HE160	52T H	5250	MIMO	10.12	11.0
802.11ax HE160	52T L	5250	Chain0	7.12	8.0
802.11ax HE160	52T L	5250	Chain1	7.21	8.0
802.11ax HE160	52T L	5250	MIMO	10.18	11.0
802.11ax HE160	106T H	5250	Chain0	7.20	8.0
802.11ax HE160	106T H	5250	Chain1	7.07	8.0
802.11ax HE160	106T H	5250	MIMO	10.15	11.0
802.11ax HE160	106T L	5250	Chain0	7.06	8.0
802.11ax HE160	106T L	5250	Chain1	7.09	8.0
802.11ax HE160	106T L	5250	MIMO	10.09	11.0
802.11ax HE160	242T H	5250	Chain0	7.16	8.0
802.11ax HE160	242T H	5250	Chain1	7.01	8.0
802.11ax HE160	242T H	5250	MIMO	10.10	11.0
802.11ax HE160	242T L	5250	Chain0	7.22	8.0
802.11ax HE160	242T L	5250	Chain1	7.20	8.0
802.11ax HE160	242T L	5250	MIMO	10.22	11.0
802.11ax HE160	484T H	5250	Chain0	7.01	8.0
802.11ax HE160	484T H	5250	Chain1	7.10	8.0
802.11ax HE160	484T H	5250	MIMO	10.07	11.0
802.11ax HE160	484T L	5250	Chain0	7.07	8.0
802.11ax HE160	484T L	5250	Chain1	7.09	8.0
802.11ax HE160	484T L	5250	MIMO	10.09	11.0
802.11ax HE160	996T H	5250	Chain0	7.11	8.0
802.11ax HE160	996T H	5250	Chain1	7.12	8.0
802.11ax HE160	996T H	5250	MIMO	10.13	11.0
802.11ax HE160	996T L	5250	Chain0	7.11	8.0
802.11ax HE160	996T L	5250	Chain1	7.12	8.0
802.11ax HE160	996T L	5250	MIMO	10.13	11.0
802.11ax HE160	1992T LH	5250	Chain0	11.84	12.0
802.11ax HE160	1992T LH	5250	Chain1	11.88	12.0
802.11ax HE160	1992T LH	5250	MIMO	14.87	15.0

Wi-Fi 5.3GHz

Mode	Tones/ RUIndex	Frequency (MHz)	Antenna	Conducted average power output(dBm)	Tune up (dBm)
802.11a	NA	5260	Chain0	11.05	12.0
802.11a	NA	5260	Chain1	11.03	12.0
802.11a	NA	5260	Chain0+ Chain1	14.05	15.0
802.11a	NA	5280	Chain0	11.52	12.0
802.11a	NA	5280	Chain1	11.54	12.0
802.11a	NA	5280	Chain0+ Chain1	14.54	15.0
802.11a	NA	5320	Chain0	11.50	12.0
802.11a	NA	5320	Chain1	11.51	12.0
802.11a	NA	5320	Chain0+ Chain1	14.52	15.0
802.11n HT20	NA	5260	Chain0	11.69	12.0
802.11n HT20	NA	5260	Chain1	11.70	12.0
802.11n HT20	NA	5260	MIMO	14.71	15.0
802.11n HT20	NA	5280	Chain0	11.85	12.0
802.11n HT20	NA	5280	Chain1	11.85	12.0
802.11n HT20	NA	5280	MIMO	14.86	15.0
802.11n HT20	NA	5320	Chain0	11.80	12.0
802.11n HT20	NA	5320	Chain1	11.80	12.0
802.11n HT20	NA	5320	MIMO	14.81	15.0
802.11ac VHT20	NA	5260	Chain0	11.55	12.0
802.11ac VHT20	NA	5260	Chain1	11.56	12.0
802.11ac VHT20	NA	5260	MIMO	14.57	15.0
802.11ac VHT20	NA	5280	Chain0	11.57	12.0
802.11ac VHT20	NA	5280	Chain1	11.57	12.0
802.11ac VHT20	NA	5280	MIMO	14.58	15.0
802.11ac VHT20	NA	5320	Chain0	11.55	12.0
802.11ac VHT20	NA	5320	Chain1	11.57	12.0
802.11ac VHT20	NA	5320	MIMO	14.57	15.0
802.11n HT40	NA	5270	Chain0	11.33	12.0
802.11n HT40	NA	5270	Chain1	11.32	12.0
802.11n HT40	NA	5270	MIMO	14.34	15.0
802.11n HT40	NA	5310	Chain0	11.40	12.0
802.11n HT40	NA	5310	Chain1	11.40	12.0
802.11n HT40	NA	5310	MIMO	14.41	15.0
802.11ac VHT40	NA	5270	Chain0	11.73	12.0
802.11ac VHT40	NA	5270	Chain1	11.70	12.0
802.11ac VHT40	NA	5270	MIMO	14.73	15.0
802.11ac VHT40	NA	5310	Chain0	11.59	12.0
802.11ac VHT40	NA	5310	Chain1	11.62	12.0
802.11ac VHT40	NA	5310	MIMO	14.62	15.0
802.11ac VHT80	NA	5290	Chain0	11.28	12.0
802.11ac VHT80	NA	5290	Chain1	11.25	12.0
802.11ac VHT80	NA	5290	MIMO	14.28	15.0

Mode	Tones/ RUIIndex	Frequency (MHz)	Antenna	Conducted average power output(dBm)	Tune up (dBm)
802.11ax HE20	26T 0	5260	Chain0	7.20	8.0
802.11ax HE20	26T 0	5260	Chain1	7.24	8.0
802.11ax HE20	26T 0	5260	MIMO	10.23	11.0
802.11ax HE20	26T 0	5280	Chain0	7.59	8.0
802.11ax HE20	26T 0	5280	Chain1	7.61	8.0
802.11ax HE20	26T 0	5280	MIMO	10.61	11.0
802.11ax HE20	26T 0	5320	Chain0	7.56	8.0
802.11ax HE20	26T 0	5320	Chain1	7.45	8.0
802.11ax HE20	26T 0	5320	MIMO	10.52	11.0
802.11ax HE20	26T 4	5260	Chain0	7.50	8.0
802.11ax HE20	26T 4	5260	Chain1	7.50	8.0
802.11ax HE20	26T 4	5260	MIMO	10.51	11.0
802.11ax HE20	26T 4	5280	Chain0	7.61	8.0
802.11ax HE20	26T 4	5280	Chain1	7.70	8.0
802.11ax HE20	26T 4	5280	MIMO	10.67	11.0
802.11ax HE20	26T 4	5320	Chain0	7.23	8.0
802.11ax HE20	26T 4	5320	Chain1	7.26	8.0
802.11ax HE20	26T 4	5320	MIMO	10.26	11.0
802.11ax HE20	26T 8	5260	Chain0	7.48	8.0
802.11ax HE20	26T 8	5260	Chain1	7.53	8.0
802.11ax HE20	26T 8	5260	MIMO	10.52	11.0
802.11ax HE20	26T 8	5280	Chain0	7.09	8.0
802.11ax HE20	26T 8	5280	Chain1	7.08	8.0
802.11ax HE20	26T 8	5280	MIMO	10.10	11.0
802.11ax HE20	26T 8	5320	Chain0	6.95	8.0
802.11ax HE20	26T 8	5320	Chain1	6.96	8.0
802.11ax HE20	26T 8	5320	MIMO	9.97	11.0
802.11ax HE20	52T 37	5260	Chain0	6.93	8.0
802.11ax HE20	52T 37	5260	Chain1	6.94	8.0
802.11ax HE20	52T 37	5260	MIMO	9.95	11.0
802.11ax HE20	52T 37	5280	Chain0	6.86	8.0
802.11ax HE20	52T 37	5280	Chain1	7.35	8.0
802.11ax HE20	52T 37	5280	MIMO	10.12	11.0
802.11ax HE20	52T 37	5320	Chain0	7.76	8.0
802.11ax HE20	52T 37	5320	Chain1	7.02	8.0
802.11ax HE20	52T 37	5320	MIMO	10.42	11.0
802.11ax HE20	52T 39	5260	Chain0	7.32	8.0
802.11ax HE20	52T 39	5260	Chain1	7.42	8.0
802.11ax HE20	52T 39	5260	MIMO	10.38	11.0
802.11ax HE20	52T 39	5280	Chain0	7.27	8.0
802.11ax HE20	52T 39	5280	Chain1	7.40	8.0
802.11ax HE20	52T 39	5280	MIMO	10.35	11.0
802.11ax HE20	52T 39	5320	Chain0	7.10	8.0
802.11ax HE20	52T 39	5320	Chain1	7.10	8.0
802.11ax HE20	52T 39	5320	MIMO	10.11	11.0
802.11ax HE20	52T 40	5260	Chain0	7.15	8.0
802.11ax HE20	52T 40	5260	Chain1	7.12	8.0
802.11ax HE20	52T 40	5260	MIMO	10.15	11.0

802.11ax HE20	52T 40	5280	Chain0	7.38	8.0
802.11ax HE20	52T 40	5280	Chain1	7.40	8.0
802.11ax HE20	52T 40	5280	MIMO	10.40	11.0
802.11ax HE20	52T 40	5320	Chain0	7.02	8.0
802.11ax HE20	52T 40	5320	Chain1	7.06	8.0
802.11ax HE20	52T 40	5320	MIMO	10.05	11.0
802.11ax HE20	106T 53	5260	Chain0	7.15	8.0
802.11ax HE20	106T 53	5260	Chain1	7.17	8.0
802.11ax HE20	106T 53	5260	MIMO	10.17	11.0
802.11ax HE20	106T 53	5280	Chain0	6.25	8.0
802.11ax HE20	106T 53	5280	Chain1	6.25	8.0
802.11ax HE20	106T 53	5280	MIMO	9.26	11.0
802.11ax HE20	106T 53	5320	Chain0	6.92	8.0
802.11ax HE20	106T 53	5320	Chain1	6.92	8.0
802.11ax HE20	106T 53	5320	MIMO	9.93	11.0
802.11ax HE20	106T 54	5260	Chain0	6.78	8.0
802.11ax HE20	106T 54	5260	Chain1	6.79	8.0
802.11ax HE20	106T 54	5260	MIMO	9.80	11.0
802.11ax HE20	106T 54	5280	Chain0	6.79	8.0
802.11ax HE20	106T 54	5280	Chain1	6.78	8.0
802.11ax HE20	106T 54	5280	MIMO	9.80	11.0
802.11ax HE20	106T 54	5320	Chain0	6.44	8.0
802.11ax HE20	106T 54	5320	Chain1	6.54	8.0
802.11ax HE20	106T 54	5320	MIMO	9.50	11.0
802.11ax HE20	242T 61	5260	Chain0	11.17	12.0
802.11ax HE20	242T 61	5260	Chain1	11.21	12.0
802.11ax HE20	242T 61	5260	MIMO	14.20	15.0
802.11ax HE20	242T 61	5280	Chain0	11.15	12.0
802.11ax HE20	242T 61	5280	Chain1	11.16	12.0
802.11ax HE20	242T 61	5280	MIMO	14.17	15.0
802.11ax HE20	242T 61	5320	Chain0	11.11	12.0
802.11ax HE20	242T 61	5320	Chain1	11.13	12.0
802.11ax HE20	242T 61	5320	MIMO	14.13	15.0
802.11ax HE40	26T 0	5270	Chain0	7.46	8.0
802.11ax HE40	26T 0	5270	Chain1	7.47	8.0
802.11ax HE40	26T 0	5270	MIMO	10.48	11.0
802.11ax HE40	26T 0	5310	Chain0	7.65	8.0
802.11ax HE40	26T 0	5310	Chain1	7.66	8.0
802.11ax HE40	26T 0	5310	MIMO	10.67	11.0
802.11ax HE40	26T 10	5270	Chain0	7.92	8.0
802.11ax HE40	26T 10	5270	Chain1	7.96	8.0
802.11ax HE40	26T 10	5270	MIMO	10.95	11.0
802.11ax HE40	26T 10	5310	Chain0	7.74	8.0
802.11ax HE40	26T 10	5310	Chain1	7.72	8.0
802.11ax HE40	26T 10	5310	MIMO	10.74	11.0
802.11ax HE40	26T 17	5270	Chain0	7.95	8.0
802.11ax HE40	26T 17	5270	Chain1	7.86	8.0
802.11ax HE40	26T 17	5270	MIMO	10.92	11.0
802.11ax HE40	52T 37	5270	Chain0	7.81	8.0
802.11ax HE40	52T 37	5270	Chain1	7.80	8.0

802.11ax HE40	52T 37	5270	MIMO	10.82	11.0
802.11ax HE40	52T 37	5310	Chain0	7.54	8.0
802.11ax HE40	52T 37	5310	Chain1	7.53	8.0
802.11ax HE40	52T 37	5310	MIMO	10.55	11.0
802.11ax HE40	52T 41	5270	Chain0	7.34	8.0
802.11ax HE40	52T 41	5270	Chain1	7.32	8.0
802.11ax HE40	52T 41	5270	MIMO	10.34	11.0
802.11ax HE40	52T 41	5310	Chain0	6.64	8.0
802.11ax HE40	52T 41	5310	Chain1	6.63	8.0
802.11ax HE40	52T 41	5310	MIMO	9.65	11.0
802.11ax HE40	52T 44	5270	Chain0	7.85	8.0
802.11ax HE40	52T 44	5270	Chain1	7.86	8.0
802.11ax HE40	52T 44	5270	MIMO	10.87	11.0
802.11ax HE40	52T 44	5310	Chain0	6.66	8.0
802.11ax HE40	52T 44	5310	Chain1	6.67	8.0
802.11ax HE40	52T 44	5310	MIMO	9.68	11.0
802.11ax HE40	106T 53	5270	Chain0	7.84	8.0
802.11ax HE40	106T 53	5270	Chain1	7.85	8.0
802.11ax HE40	106T 53	5270	MIMO	10.86	11.0
802.11ax HE40	106T 53	5310	Chain0	7.54	8.0
802.11ax HE40	106T 53	5310	Chain1	7.55	8.0
802.11ax HE40	106T 53	5310	MIMO	10.56	11.0
802.11ax HE40	106T 55	5270	Chain0	7.80	8.0
802.11ax HE40	106T 55	5270	Chain1	7.83	8.0
802.11ax HE40	106T 55	5270	MIMO	10.83	11.0
802.11ax HE40	106T 55	5310	Chain0	7.57	8.0
802.11ax HE40	106T 55	5310	Chain1	7.58	8.0
802.11ax HE40	106T 55	5310	MIMO	10.59	11.0
802.11ax HE40	106T 56	5270	Chain0	7.83	8.0
802.11ax HE40	106T 56	5270	Chain1	7.81	8.0
802.11ax HE40	106T 56	5270	MIMO	10.83	11.0
802.11ax HE40	106T 56	5310	Chain0	6.95	8.0
802.11ax HE40	106T 56	5310	Chain1	6.91	8.0
802.11ax HE40	106T 56	5310	MIMO	9.94	11.0
802.11ax HE40	242T 61	5270	Chain0	7.26	8.0
802.11ax HE40	242T 61	5270	Chain1	7.26	8.0
802.11ax HE40	242T 61	5270	MIMO	10.27	11.0
802.11ax HE40	242T 61	5310	Chain0	6.92	8.0
802.11ax HE40	242T 61	5310	Chain1	6.94	8.0
802.11ax HE40	242T 61	5310	MIMO	9.94	11.0
802.11ax HE40	242T 62	5270	Chain0	7.26	8.0
802.11ax HE40	242T 62	5270	Chain1	7.27	8.0
802.11ax HE40	242T 62	5270	MIMO	10.28	11.0
802.11ax HE40	242T 62	5310	Chain0	6.64	8.0
802.11ax HE40	242T 62	5310	Chain1	6.68	8.0
802.11ax HE40	242T 62	5310	MIMO	9.67	11.0
802.11ax HE40	484T 65	5270	Chain0	11.65	12.0
802.11ax HE40	484T 65	5270	Chain1	11.68	12.0
802.11ax HE40	484T 65	5270	MIMO	14.68	15.0
802.11ax HE40	484T 65	5310	Chain0	11.55	12.0

802.11ax HE40	484T 65	5310	Chain1	11.54	12.0
802.11ax HE40	484T 65	5310	MIMO	14.56	15.0
802.11ax HE80	26T 0	5290	Chain0	6.99	8.0
802.11ax HE80	26T 0	5290	Chain1	7.01	8.0
802.11ax HE80	26T 0	5290	MIMO	10.01	11.0
802.11ax HE80	26T 18	5290	Chain0	7.05	8.0
802.11ax HE80	26T 18	5290	Chain1	7.12	8.0
802.11ax HE80	26T 18	5290	MIMO	10.10	11.0
802.11ax HE80	26T 36	5290	Chain0	7.09	8.0
802.11ax HE80	26T 36	5290	Chain1	7.01	8.0
802.11ax HE80	26T 36	5290	MIMO	10.06	11.0
802.11ax HE80	52T 37	5290	Chain0	7.02	8.0
802.11ax HE80	52T 37	5290	Chain1	7.03	8.0
802.11ax HE80	52T 37	5290	MIMO	10.04	11.0
802.11ax HE80	52T 45	5290	Chain0	7.01	8.0
802.11ax HE80	52T 45	5290	Chain1	7.04	8.0
802.11ax HE80	52T 45	5290	MIMO	10.04	11.0
802.11ax HE80	52T 52	5290	Chain0	6.99	8.0
802.11ax HE80	52T 52	5290	Chain1	7.02	8.0
802.11ax HE80	52T 52	5290	MIMO	10.02	11.0
802.11ax HE80	106T 53	5290	Chain0	7.02	8.0
802.11ax HE80	106T 53	5290	Chain1	6.95	8.0
802.11ax HE80	106T 53	5290	MIMO	10.00	11.0
802.11ax HE80	106T 57	5290	Chain0	7.06	8.0
802.11ax HE80	106T 57	5290	Chain1	7.01	8.0
802.11ax HE80	106T 57	5290	MIMO	10.05	11.0
802.11ax HE80	106T 60	5290	Chain0	7.01	8.0
802.11ax HE80	106T 60	5290	Chain1	7.08	8.0
802.11ax HE80	106T 60	5290	MIMO	10.06	11.0
802.11ax HE80	242T 61	5290	Chain0	6.92	8.0
802.11ax HE80	242T 61	5290	Chain1	7.02	8.0
802.11ax HE80	242T 61	5290	MIMO	9.98	11.0
802.11ax HE80	242T 63	5290	Chain0	7.03	8.0
802.11ax HE80	242T 63	5290	Chain1	7.04	8.0
802.11ax HE80	242T 63	5290	MIMO	10.05	11.0
802.11ax HE80	242T 64	5290	Chain0	6.97	8.0
802.11ax HE80	242T 64	5290	Chain1	7.03	8.0
802.11ax HE80	242T 64	5290	MIMO	10.01	11.0
802.11ax HE80	484T 65	5290	Chain0	6.99	8.0
802.11ax HE80	484T 65	5290	Chain1	7.02	8.0
802.11ax HE80	484T 65	5290	MIMO	10.02	11.0
802.11ax HE80	484T 66	5290	Chain0	7.10	8.0
802.11ax HE80	484T 66	5290	Chain1	7.08	8.0
802.11ax HE80	484T 66	5290	MIMO	10.10	11.0
802.11ax HE80	996T 67	5290	Chain0	11.45	12.0
802.11ax HE80	996T 67	5290	Chain1	11.40	12.0
802.11ax HE80	996T 67	5290	MIMO	14.44	15.0

Wi-Fi 5.5GHz

Mode	Tones/ RUIndex	Frequency (MHz)	Antenna	Conducted average power output(dBm)	Tune up (dBm)
802.11a	NA	5500	Chain0	11.32	12.0
802.11a	NA	5500	Chain1	11.12	12.0
802.11a	NA	5500	Chain0+ Chain1	14.23	15.0
802.11a	NA	5580	Chain0	11.39	12.0
802.11a	NA	5580	Chain1	11.35	12.0
802.11a	NA	5580	Chain0+ Chain1	14.38	15.0
802.11a	NA	5700	Chain0	11.47	12.0
802.11a	NA	5700	Chain1	11.48	12.0
802.11a	NA	5700	Chain0+ Chain1	14.49	15.0
802.11n HT20	NA	5500	Chain0	11.20	12.0
802.11n HT20	NA	5500	Chain1	11.21	12.0
802.11n HT20	NA	5500	MIMO	14.22	15.0
802.11n HT20	NA	5580	Chain0	11.42	12.0
802.11n HT20	NA	5580	Chain1	11.42	12.0
802.11n HT20	NA	5580	MIMO	14.43	15.0
802.11n HT20	NA	5700	Chain0	11.50	12.0
802.11n HT20	NA	5700	Chain1	11.50	12.0
802.11n HT20	NA	5700	MIMO	14.51	15.0
802.11ac VHT20	NA	5500	Chain0	11.17	12.0
802.11ac VHT20	NA	5500	Chain1	11.36	12.0
802.11ac VHT20	NA	5500	MIMO	14.28	15.0
802.11ac VHT20	NA	5580	Chain0	10.77	12.0
802.11ac VHT20	NA	5580	Chain1	10.82	12.0
802.11ac VHT20	NA	5580	MIMO	13.81	15.0
802.11ac VHT20	NA	5700	Chain0	11.03	12.0
802.11ac VHT20	NA	5700	Chain1	11.04	12.0
802.11ac VHT20	NA	5700	MIMO	14.05	15.0
802.11n HT40	NA	5510	Chain0	11.73	12.0
802.11n HT40	NA	5510	Chain1	11.54	12.0
802.11n HT40	NA	5510	MIMO	14.65	15.0
802.11n HT40	NA	5590	Chain0	11.48	12.0
802.11n HT40	NA	5590	Chain1	11.51	12.0
802.11n HT40	NA	5590	MIMO	14.51	15.0
802.11n HT40	NA	5670	Chain0	11.46	12.0
802.11n HT40	NA	5670	Chain1	11.50	12.0
802.11n HT40	NA	5670	MIMO	14.49	15.0
802.11ac VHT40	NA	5510	Chain0	11.74	12.0
802.11ac VHT40	NA	5510	Chain1	11.71	12.0
802.11ac VHT40	NA	5510	MIMO	14.74	15.0
802.11ac VHT40	NA	5590	Chain0	11.82	12.0
802.11ac VHT40	NA	5590	Chain1	11.79	12.0
802.11ac VHT40	NA	5590	MIMO	14.82	15.0
802.11ac VHT40	NA	5670	Chain0	11.35	12.0
802.11ac VHT40	NA	5670	Chain1	11.46	12.0
802.11ac VHT40	NA	5670	MIMO	14.42	15.0
802.11ac VHT80	NA	5530	Chain0	11.15	12.0
802.11ac VHT80	NA	5530	Chain1	11.14	12.0
802.11ac VHT80	NA	5530	MIMO	14.16	15.0

802.11ac VHT80	NA	5610	Chain0	11.41	12.0
802.11ac VHT80	NA	5610	Chain1	11.41	12.0
802.11ac VHT80	NA	5610	MIMO	14.42	15.0
802.11ac VHT160	NA	5570	Chain0	11.56	12.0
802.11ac VHT160	NA	5570	Chain1	11.52	12.0
802.11ac VHT160	NA	5570	MIMO	14.55	15.0

Mode	Tones/ RUIndex	Frequency (MHz)	Antenna	Conducted average power output(dBm)	Tune up (dBm)
802.11ax HE20	242T 61	5500	Chain0	11.40	12.0
802.11ax HE20	242T 61	5500	Chain1	11.30	12.0
802.11ax HE20	242T 61	5500	MIMO	14.36	15.0
802.11ax HE20	242T 61	5580	Chain0	11.95	12.0
802.11ax HE20	242T 61	5580	Chain1	11.95	12.0
802.11ax HE20	242T 61	5580	MIMO	14.96	15.0
802.11ax HE20	242T 61	5700	Chain0	11.36	12.0
802.11ax HE20	242T 61	5700	Chain1	11.39	12.0
802.11ax HE20	242T 61	5700	MIMO	14.39	15.0
802.11ax HE40	484T 65	5510	Chain0	11.13	12.0
802.11ax HE40	484T 65	5510	Chain1	11.13	12.0
802.11ax HE40	484T 65	5510	MIMO	14.14	15.0
802.11ax HE40	484T 65	5670	Chain0	11.45	12.0
802.11ax HE40	484T 65	5670	Chain1	11.47	12.0
802.11ax HE40	484T 65	5670	MIMO	14.47	15.0
802.11ax HE80	996T 67	5530	Chain0	11.30	12.0
802.11ax HE80	996T 67	5530	Chain1	11.41	12.0
802.11ax HE80	996T 67	5530	MIMO	14.37	15.0
802.11ax HE80	996T 67	5610	Chain0	11.62	12.0
802.11ax HE80	996T 67	5610	Chain1	11.62	12.0
802.11ax HE80	996T 67	5610	MIMO	14.63	15.0
802.11ax HE160	1992T LH	5570	Chain0	11.80	12.0
802.11ax HE160	1992T LH	5570	Chain1	11.88	12.0
802.11ax HE160	1992T LH	5570	MIMO	14.85	15.0

Wi-Fi 5.8GHz

Mode	Tones/ RUIndex	Frequency (MHz)	Antenna	Conducted average power output(dBm)	Tune up (dBm)
802.11a	NA	5745	Chain0	11.52	12.0
802.11a	NA	5745	Chain1	11.54	12.0
802.11a	NA	5745	Chain0+ Chain1	14.54	15.0
802.11a	NA	5785	Chain0	11.61	12.0
802.11a	NA	5785	Chain1	11.62	12.0
802.11a	NA	5785	Chain0+ Chain1	14.63	15.0
802.11a	NA	5825	Chain0	11.46	12.0
802.11a	NA	5825	Chain1	11.49	12.0
802.11a	NA	5825	Chain0+ Chain1	14.49	15.0
802.11n HT20	NA	5745	Chain0	11.53	12.0
802.11n HT20	NA	5745	Chain1	11.53	12.0
802.11n HT20	NA	5745	MIMO	14.54	15.0
802.11n HT20	NA	5785	Chain0	11.63	12.0
802.11n HT20	NA	5785	Chain1	11.53	12.0
802.11n HT20	NA	5785	MIMO	14.59	15.0
802.11n HT20	NA	5825	Chain0	11.41	12.0
802.11n HT20	NA	5825	Chain1	11.40	12.0
802.11n HT20	NA	5825	MIMO	14.42	15.0
802.11ac VHT20	NA	5745	Chain0	11.51	12.0
802.11ac VHT20	NA	5745	Chain1	11.50	12.0
802.11ac VHT20	NA	5745	MIMO	14.52	15.0
802.11ac VHT20	NA	5785	Chain0	11.65	12.0
802.11ac VHT20	NA	5785	Chain1	11.64	12.0
802.11ac VHT20	NA	5785	MIMO	14.66	15.0
802.11ac VHT20	NA	5825	Chain0	11.48	12.0
802.11ac VHT20	NA	5825	Chain1	11.50	12.0
802.11ac VHT20	NA	5825	MIMO	14.50	15.0
802.11n HT40	NA	5755	Chain0	11.39	12.0
802.11n HT40	NA	5755	Chain1	11.39	12.0
802.11n HT40	NA	5755	MIMO	14.40	15.0
802.11n HT40	NA	5795	Chain0	11.63	12.0
802.11n HT40	NA	5795	Chain1	11.63	12.0
802.11n HT40	NA	5795	MIMO	14.64	15.0
802.11ac VHT40	NA	5755	Chain0	11.40	12.0
802.11ac VHT40	NA	5755	Chain1	11.41	12.0
802.11ac VHT40	NA	5755	MIMO	14.42	15.0
802.11ac VHT40	NA	5795	Chain0	11.63	12.0
802.11ac VHT40	NA	5795	Chain1	11.66	12.0
802.11ac VHT40	NA	5795	MIMO	14.66	15.0
802.11ac VHT80	NA	5775	Chain0	11.23	12.0
802.11ac VHT80	NA	5775	Chain1	11.20	12.0
802.11ac VHT80	NA	5775	MIMO	14.23	15.0

Mode	Tones/ RUIndex	Frequency (MHz)	Antenna	Conducted average power output(dBm)	Tune up (dBm)
802.11ax HE20	26T 0	5745	Chain0	7.79	8.0
802.11ax HE20	26T 0	5745	Chain1	7.11	8.0
802.11ax HE20	26T 0	5745	MIMO	10.47	11.0
802.11ax HE20	26T 0	5785	Chain0	7.92	8.0
802.11ax HE20	26T 0	5785	Chain1	7.94	8.0
802.11ax HE20	26T 0	5785	MIMO	10.94	11.0
802.11ax HE20	26T 0	5825	Chain0	7.82	8.0
802.11ax HE20	26T 0	5825	Chain1	7.84	8.0
802.11ax HE20	26T 0	5825	MIMO	10.84	11.0
802.11ax HE20	26T 4	5745	Chain0	6.71	8.0
802.11ax HE20	26T 4	5745	Chain1	6.69	8.0
802.11ax HE20	26T 4	5745	MIMO	9.71	11.0
802.11ax HE20	26T 4	5785	Chain0	7.91	8.0
802.11ax HE20	26T 4	5785	Chain1	7.92	8.0
802.11ax HE20	26T 4	5785	MIMO	10.93	11.0
802.11ax HE20	26T 4	5825	Chain0	6.84	8.0
802.11ax HE20	26T 4	5825	Chain1	6.84	8.0
802.11ax HE20	26T 4	5825	MIMO	9.85	11.0
802.11ax HE20	26T 8	5745	Chain0	7.45	8.0
802.11ax HE20	26T 8	5745	Chain1	7.47	8.0
802.11ax HE20	26T 8	5745	MIMO	10.47	11.0
802.11ax HE20	26T 8	5785	Chain0	7.92	8.0
802.11ax HE20	26T 8	5785	Chain1	7.91	8.0
802.11ax HE20	26T 8	5785	MIMO	10.93	11.0
802.11ax HE20	26T 8	5825	Chain0	7.84	8.0
802.11ax HE20	26T 8	5825	Chain1	7.86	8.0
802.11ax HE20	26T 8	5825	MIMO	10.86	11.0
802.11ax HE20	52T 37	5745	Chain0	7.52	8.0
802.11ax HE20	52T 37	5745	Chain1	7.53	8.0
802.11ax HE20	52T 37	5745	MIMO	10.54	11.0
802.11ax HE20	52T 37	5785	Chain0	7.92	8.0
802.11ax HE20	52T 37	5785	Chain1	7.91	8.0
802.11ax HE20	52T 37	5785	MIMO	10.93	11.0
802.11ax HE20	52T 37	5825	Chain0	6.74	8.0
802.11ax HE20	52T 37	5825	Chain1	6.75	8.0
802.11ax HE20	52T 37	5825	MIMO	9.76	11.0
802.11ax HE20	52T 39	5745	Chain0	6.88	8.0
802.11ax HE20	52T 39	5745	Chain1	6.89	8.0
802.11ax HE20	52T 39	5745	MIMO	9.90	11.0
802.11ax HE20	52T 39	5785	Chain0	7.94	8.0
802.11ax HE20	52T 39	5785	Chain1	7.92	8.0
802.11ax HE20	52T 39	5785	MIMO	10.94	11.0
802.11ax HE20	52T 39	5825	Chain0	6.73	8.0
802.11ax HE20	52T 39	5825	Chain1	6.75	8.0
802.11ax HE20	52T 39	5825	MIMO	9.75	11.0
802.11ax HE20	52T 40	5745	Chain0	7.33	8.0
802.11ax HE20	52T 40	5745	Chain1	7.30	8.0
802.11ax HE20	52T 40	5745	MIMO	10.33	11.0

802.11ax HE20	52T 40	5785	Chain0	7.92	8.0
802.11ax HE20	52T 40	5785	Chain1	7.92	8.0
802.11ax HE20	52T 40	5785	MIMO	10.93	11.0
802.11ax HE20	52T 40	5825	Chain0	6.75	8.0
802.11ax HE20	52T 40	5825	Chain1	6.77	8.0
802.11ax HE20	52T 40	5825	MIMO	9.77	11.0
802.11ax HE20	106T 53	5745	Chain0	6.95	8.0
802.11ax HE20	106T 53	5745	Chain1	6.95	8.0
802.11ax HE20	106T 53	5745	MIMO	9.96	11.0
802.11ax HE20	106T 53	5785	Chain0	7.38	8.0
802.11ax HE20	106T 53	5785	Chain1	7.30	8.0
802.11ax HE20	106T 53	5785	MIMO	10.35	11.0
802.11ax HE20	106T 53	5825	Chain0	7.89	8.0
802.11ax HE20	106T 53	5825	Chain1	6.65	8.0
802.11ax HE20	106T 53	5825	MIMO	10.32	11.0
802.11ax HE20	106T 54	5745	Chain0	7.74	8.0
802.11ax HE20	106T 54	5745	Chain1	7.75	8.0
802.11ax HE20	106T 54	5745	MIMO	10.76	11.0
802.11ax HE20	106T 54	5785	Chain0	6.91	8.0
802.11ax HE20	106T 54	5785	Chain1	6.92	8.0
802.11ax HE20	106T 54	5785	MIMO	9.93	11.0
802.11ax HE20	106T 54	5825	Chain0	6.66	8.0
802.11ax HE20	106T 54	5825	Chain1	6.66	8.0
802.11ax HE20	106T 54	5825	MIMO	9.67	11.0
802.11ax HE20	242T 61	5745	Chain0	11.71	12.0
802.11ax HE20	242T 61	5745	Chain1	11.71	12.0
802.11ax HE20	242T 61	5745	MIMO	14.72	15.0
802.11ax HE20	242T 61	5785	Chain0	11.79	12.0
802.11ax HE20	242T 61	5785	Chain1	11.80	12.0
802.11ax HE20	242T 61	5785	MIMO	14.81	15.0
802.11ax HE20	242T 61	5825	Chain0	11.63	12.0
802.11ax HE20	242T 61	5825	Chain1	11.66	12.0
802.11ax HE20	242T 61	5825	MIMO	14.66	15.0
802.11ax HE40	26T 0	5755	Chain0	7.56	8.0
802.11ax HE40	26T 0	5755	Chain1	7.52	8.0
802.11ax HE40	26T 0	5755	MIMO	10.55	11.0
802.11ax HE40	26T 0	5795	Chain0	6.74	8.0
802.11ax HE40	26T 0	5795	Chain1	7.54	8.0
802.11ax HE40	26T 0	5795	MIMO	10.17	11.0
802.11ax HE40	26T 10	5755	Chain0	7.48	8.0
802.11ax HE40	26T 10	5755	Chain1	7.49	8.0
802.11ax HE40	26T 10	5755	MIMO	10.50	11.0
802.11ax HE40	26T 10	5795	Chain0	7.42	8.0
802.11ax HE40	26T 10	5795	Chain1	7.46	8.0
802.11ax HE40	26T 10	5795	MIMO	10.45	11.0
802.11ax HE40	26T 17	5755	Chain0	7.50	8.0
802.11ax HE40	26T 17	5755	Chain1	7.52	8.0
802.11ax HE40	26T 17	5755	MIMO	10.52	11.0
802.11ax HE40	26T 17	5795	Chain0	7.79	8.0
802.11ax HE40	26T 17	5795	Chain1	7.80	8.0

802.11ax HE40	26T 17	5795	MIMO	10.81	11.0
802.11ax HE40	52T 37	5755	Chain0	6.92	8.0
802.11ax HE40	52T 37	5755	Chain1	6.91	8.0
802.11ax HE40	52T 37	5755	MIMO	9.93	11.0
802.11ax HE40	52T 37	5795	Chain0	7.82	8.0
802.11ax HE40	52T 37	5795	Chain1	7.80	8.0
802.11ax HE40	52T 37	5795	MIMO	10.82	11.0
802.11ax HE40	52T 41	5755	Chain0	6.88	8.0
802.11ax HE40	52T 41	5755	Chain1	6.90	8.0
802.11ax HE40	52T 41	5755	MIMO	9.90	11.0
802.11ax HE40	52T 41	5795	Chain0	7.48	8.0
802.11ax HE40	52T 41	5795	Chain1	7.47	8.0
802.11ax HE40	52T 41	5795	MIMO	10.49	11.0
802.11ax HE40	52T 44	5755	Chain0	7.70	8.0
802.11ax HE40	52T 44	5755	Chain1	7.71	8.0
802.11ax HE40	52T 44	5755	MIMO	10.72	11.0
802.11ax HE40	52T 44	5795	Chain0	7.46	8.0
802.11ax HE40	52T 44	5795	Chain1	7.47	8.0
802.11ax HE40	52T 44	5795	MIMO	10.48	11.0
802.11ax HE40	106T 53	5755	Chain0	7.70	8.0
802.11ax HE40	106T 53	5755	Chain1	7.71	8.0
802.11ax HE40	106T 53	5755	MIMO	10.72	11.0
802.11ax HE40	106T 53	5795	Chain0	7.82	8.0
802.11ax HE40	106T 53	5795	Chain1	7.83	8.0
802.11ax HE40	106T 53	5795	MIMO	10.84	11.0
802.11ax HE40	106T 55	5755	Chain0	7.45	8.0
802.11ax HE40	106T 55	5755	Chain1	7.47	8.0
802.11ax HE40	106T 55	5755	MIMO	10.47	11.0
802.11ax HE40	106T 55	5795	Chain0	7.94	8.0
802.11ax HE40	106T 55	5795	Chain1	7.94	8.0
802.11ax HE40	106T 55	5795	MIMO	10.95	11.0
802.11ax HE40	106T 56	5755	Chain0	7.47	8.0
802.11ax HE40	106T 56	5755	Chain1	7.50	8.0
802.11ax HE40	106T 56	5755	MIMO	10.50	11.0
802.11ax HE40	242T 61	5755	Chain0	7.46	8.0
802.11ax HE40	242T 61	5755	Chain1	7.49	8.0
802.11ax HE40	242T 61	5755	MIMO	10.49	11.0
802.11ax HE40	242T 61	5795	Chain0	7.62	8.0
802.11ax HE40	242T 61	5795	Chain1	7.62	8.0
802.11ax HE40	242T 61	5795	MIMO	10.63	11.0
802.11ax HE40	242T 62	5755	Chain0	7.41	8.0
802.11ax HE40	242T 62	5755	Chain1	7.45	8.0
802.11ax HE40	242T 62	5755	MIMO	10.44	11.0
802.11ax HE40	242T 62	5795	Chain0	7.63	8.0
802.11ax HE40	242T 62	5795	Chain1	7.64	8.0
802.11ax HE40	242T 62	5795	MIMO	10.65	11.0
802.11ax HE40	484T 65	5755	Chain0	11.97	12.0
802.11ax HE40	484T 65	5755	Chain1	11.88	12.0
802.11ax HE40	484T 65	5755	MIMO	14.94	15.0
802.11ax HE40	484T 65	5795	Chain0	11.73	12.0

802.11ax HE40	484T 65	5795	Chain1	11.67	12.0
802.11ax HE40	484T 65	5795	MIMO	14.71	15.0
802.11ax HE80	26T 0	5775	Chain0	7.65	8.0
802.11ax HE80	26T 0	5775	Chain1	7.64	8.0
802.11ax HE80	26T 0	5775	MIMO	10.66	11.0
802.11ax HE80	26T 18	5775	Chain0	7.66	8.0
802.11ax HE80	26T 18	5775	Chain1	7.64	8.0
802.11ax HE80	26T 18	5775	MIMO	10.66	11.0
802.11ax HE80	26T 36	5775	Chain0	7.63	8.0
802.11ax HE80	26T 36	5775	Chain1	7.69	8.0
802.11ax HE80	26T 36	5775	MIMO	10.67	11.0
802.11ax HE80	52T 37	5775	Chain0	7.67	8.0
802.11ax HE80	52T 37	5775	Chain1	7.63	8.0
802.11ax HE80	52T 37	5775	MIMO	10.66	11.0
802.11ax HE80	52T 45	5775	Chain0	7.68	8.0
802.11ax HE80	52T 45	5775	Chain1	7.67	8.0
802.11ax HE80	52T 45	5775	MIMO	10.69	11.0
802.11ax HE80	52T 52	5775	Chain0	7.69	8.0
802.11ax HE80	52T 52	5775	Chain1	7.63	8.0
802.11ax HE80	52T 52	5775	MIMO	10.67	11.0
802.11ax HE80	106T 53	5775	Chain0	7.68	8.0
802.11ax HE80	106T 53	5775	Chain1	7.66	8.0
802.11ax HE80	106T 53	5775	MIMO	10.68	11.0
802.11ax HE80	106T 57	5775	Chain0	7.68	8.0
802.11ax HE80	106T 57	5775	Chain1	7.64	8.0
802.11ax HE80	106T 57	5775	MIMO	10.67	11.0
802.11ax HE80	106T 60	5775	Chain0	7.67	8.0
802.11ax HE80	106T 60	5775	Chain1	7.66	8.0
802.11ax HE80	106T 60	5775	MIMO	10.68	11.0
802.11ax HE80	242T 61	5775	Chain0	7.62	8.0
802.11ax HE80	242T 61	5775	Chain1	7.58	8.0
802.11ax HE80	242T 61	5775	MIMO	10.61	11.0
802.11ax HE80	242T 63	5775	Chain0	7.61	8.0
802.11ax HE80	242T 63	5775	Chain1	7.62	8.0
802.11ax HE80	242T 63	5775	MIMO	10.63	11.0
802.11ax HE80	242T 64	5775	Chain0	7.58	8.0
802.11ax HE80	242T 64	5775	Chain1	7.59	8.0
802.11ax HE80	242T 64	5775	MIMO	10.60	11.0
802.11ax HE80	484T 65	5775	Chain0	7.58	8.0
802.11ax HE80	484T 65	5775	Chain1	7.59	8.0
802.11ax HE80	484T 65	5775	MIMO	10.60	11.0
802.11ax HE80	484T 66	5775	Chain0	7.48	8.0
802.11ax HE80	484T 66	5775	Chain1	7.59	8.0
802.11ax HE80	484T 66	5775	MIMO	10.55	11.0
802.11ax HE80	996T 67	5775	Chain0	11.41	12.0
802.11ax HE80	996T 67	5775	Chain1	11.40	12.0
802.11ax HE80	996T 67	5775	MIMO	14.42	15.0

Wi-Fi 6GHz

Mode	Ant	Frequency(MHz)	Conducted power (dBm)	Tune up (dBm)
802.11a	Ant0	5955	10.99	12.0
		6175	11.35	12.0
		6415	11.84	12.0
	Ant1	5955	10.98	12.0
		6175	11.37	12.0
		6415	11.71	12.0
	MIMO	5955	14.00	15.0
		6175	14.37	15.0
		6415	14.79	15.0

Mode	Tone/Ru index	Ant	Frequency(MHz)	Conducted power (dBm)	Tune up (dBm)
802.11ax HE20	26T 0	Ant0	5955	7.05	8.0
			6175	7.34	8.0
			6415	7.43	8.0
		Ant1	5955	7.08	8.0
			6175	7.36	8.0
			6415	7.43	8.0
		MIMO	5955	10.08	11.0
			6175	10.36	11.0
			6415	10.44	11.0
	26T 4	Ant0	5955	6.68	8.0
			6175	6.95	8.0
			6415	6.98	8.0
		Ant1	5955	6.70	8.0
			6175	6.94	8.0
			6415	7.00	8.0
		MIMO	5955	9.70	11.0
			6175	9.96	11.0
			6415	10.00	11.0
	26T 8	Ant0	5955	6.99	8.0
			6175	7.33	8.0
			6415	7.45	8.0
		Ant1	5955	6.98	8.0
			6175	7.33	8.0
			6415	7.40	8.0
		MIMO	5955	10.00	11.0
			6175	10.34	11.0
			6415	10.44	11.0
	52T 37	Ant0	5955	7.04	8.0
			6175	7.23	8.0
			6415	7.33	8.0
		Ant1	5955	6.98	8.0
			6175	7.21	8.0
			6415	7.29	8.0

		MIMO	5955	10.02	11.0	
			6175	10.23	11.0	
			6415	10.32	11.0	
	52T 39	Ant0		5955	6.76	8.0
				6175	7.05	8.0
				6415	7.18	8.0
		Ant1		5955	6.78	8.0
				6175	7.07	8.0
				6415	7.17	8.0
		MIMO		5955	9.78	11.0
				6175	10.07	11.0
				6415	10.19	11.0
	52T 40	Ant0		5955	6.96	8.0
				6175	7.26	8.0
				6415	7.40	8.0
		Ant1		5955	6.99	8.0
				6175	7.27	8.0
				6415	7.33	8.0
		MIMO		5955	9.99	11.0
				6175	10.28	11.0
				6415	10.38	11.0
	106T 53	Ant0		5955	6.92	8.0
				6175	7.18	8.0
				6415	7.34	8.0
		Ant1		5955	6.90	8.0
				6175	7.14	8.0
				6415	7.28	8.0
		MIMO		5955	9.92	11.0
				6175	10.17	11.0
				6415	10.32	11.0
106T 54	Ant0		5955	6.85	8.0	
			6175	7.14	8.0	
			6415	7.29	8.0	
	Ant1		5955	6.83	8.0	
			6175	7.16	8.0	
			6415	7.28	8.0	
	MIMO		5955	9.85	11.0	
			6175	10.16	11.0	
			6415	10.30	11.0	
242T 61	Ant0		5955	10.77	12.0	
			6175	11.00	12.0	
			6415	11.05	12.0	
	Ant1		5955	10.75	12.0	
			6175	11.00	12.0	
			6415	11.80	12.0	
	MIMO		5955	13.77	15.0	
			6175	14.01	15.0	
			6415	14.45	15.0	

Mode	Tone/Ru index	Ant	Frequency(MHz)	Conducted power (dBm)	Tune up (dBm)
802.11ax HE40	26T 0	Ant0	5965	7.09	8.0
			6165	7.45	8.0
			6405	7.54	8.0
		Ant1	5965	7.10	8.0
			6165	7.41	8.0
			6405	7.56	8.0
		MIMO	5965	10.11	11.0
			6165	10.44	11.0
			6405	10.56	11.0
	26T 10	Ant0	5965	6.81	8.0
			6165	7.16	8.0
			6405	7.35	8.0
		Ant1	5965	6.81	8.0
			6165	7.16	8.0
			6405	7.35	8.0
		MIMO	5965	9.82	11.0
			6165	10.17	11.0
			6405	10.36	11.0
	26T 17	Ant0	5965	7.06	8.0
			6165	7.39	8.0
			6405	7.45	8.0
		Ant1	5965	7.06	8.0
			6165	7.39	8.0
			6405	7.45	8.0
		MIMO	5965	10.07	11.0
			6165	10.40	11.0
			6405	10.46	11.0
	52T 37	Ant0	5965	7.04	8.0
			6165	7.34	8.0
			6405	7.51	8.0
		Ant1	5965	7.04	8.0
			6165	7.34	8.0
			6405	7.51	8.0
		MIMO	5965	10.05	11.0
			6165	10.35	11.0
			6405	10.52	11.0
	52T 41	Ant0	5965	6.75	8.0
			6165	7.04	8.0
			6405	7.24	8.0
		Ant1	5965	6.75	8.0
			6165	7.04	8.0
			6405	7.24	8.0
		MIMO	5965	9.76	11.0
			6165	10.05	11.0
			6405	10.25	11.0
	52T 44	Ant0	5965	7.02	8.0
			6165	7.32	8.0

		Ant1	6405	7.34	8.0	
			5965	7.02	8.0	
			6165	7.32	8.0	
		MIMO	6405	7.34	8.0	
			5965	10.03	11.0	
			6165	10.33	11.0	
	106T 53	Ant0	6405	10.35	11.0	
			5965	6.99	8.0	
			6165	7.36	8.0	
		Ant1	6405	7.60	8.0	
			5965	6.69	8.0	
			6165	7.36	8.0	
		MIMO	6405	7.60	8.0	
			5965	9.85	11.0	
			6165	10.37	11.0	
		106T 55	Ant0	6405	10.61	11.0
				5965	6.76	8.0
				6165	7.10	8.0
	Ant1		6405	7.44	8.0	
			5965	6.76	8.0	
			6165	7.10	8.0	
	MIMO		6405	7.44	8.0	
			5965	9.77	11.0	
			6165	10.11	11.0	
	106T 56	Ant0	6405	10.45	11.0	
			5965	7.07	8.0	
			6165	7.30	8.0	
		Ant1	6405	7.50	8.0	
			5965	7.07	8.0	
			6165	7.30	8.0	
MIMO		6405	7.50	8.0		
		5965	10.08	11.0		
		6165	10.31	11.0		
242T 61	Ant0	6405	10.51	11.0		
		5965	6.85	8.0		
		6165	7.12	8.0		
	Ant1	6405	7.45	8.0		
		5965	6.85	8.0		
		6165	7.12	8.0		
	MIMO	6405	7.45	8.0		
		5965	9.86	11.0		
		6165	10.13	11.0		
242T 62	Ant0	6405	10.46	11.0		
		5965	6.69	8.0		
		6165	7.01	8.0		
	Ant1	6405	7.21	8.0		
		5965	6.69	8.0		
		6165	7.01	8.0		
	MIMO	6405	7.21	8.0		
		5965	9.70	11.0		
		6165	10.02	11.0		

	484T 65	Ant0	6405	10.22	11.0
			5965	11.67	12.0
			6165	11.10	12.0
		Ant1	6405	11.04	12.0
			5965	11.67	12.0
			6165	11.10	12.0
		MIMO	6405	11.04	12.0
			5965	14.68	15.0
			6165	14.11	15.0
			6405	14.05	15.0

Mode	Tone/Ru index	Ant	Frequency(MHz)	Conducted power (dBm)	Tune up (dBm)
802.11ax HE80	26T 0	Ant0	5985	6.94	8.0
			6145	7.06	8.0
			6385	7.41	8.0
		Ant1	5985	6.91	8.0
			6145	7.09	8.0
			6385	7.39	8.0
		MIMO	5985	9.94	11.0
			6145	10.09	11.0
			6385	10.41	11.0
	26T 18	Ant0	5985	6.67	8.0
			6145	7.02	8.0
			6385	7.32	8.0
		Ant1	5985	6.70	8.0
			6145	7.06	8.0
			6385	7.31	8.0
		MIMO	5985	9.70	11.0
			6145	10.05	11.0
			6385	10.33	11.0
	26T 36	Ant0	5985	6.54	8.0
			6145	6.92	8.0
			6385	7.18	8.0
		Ant1	5985	6.48	8.0
			6145	6.91	8.0
			6385	7.18	8.0
		MIMO	5985	9.52	11.0
			6145	9.93	11.0
			6385	10.19	11.0
	52T 37	Ant0	5985	7.05	8.0
			6145	7.15	8.0
			6385	7.54	8.0
		Ant1	5985	7.00	8.0
			6145	7.18	8.0
			6385	7.49	8.0
		MIMO	5985	10.04	11.0
			6145	10.18	11.0
			6385	10.53	11.0

	52T 45	Ant0	5985	6.71	8.0
			6145	7.08	8.0
			6385	7.41	8.0
		Ant1	5985	6.73	8.0
			6145	7.08	8.0
			6385	7.35	8.0
		MIMO	5985	9.73	11.0
			6145	10.09	11.0
			6385	10.39	11.0
	52T 52	Ant0	5985	6.57	8.0
			6145	7.03	8.0
			6385	7.26	8.0
		Ant1	5985	6.58	8.0
			6145	7.04	8.0
			6385	7.24	8.0
		MIMO	5985	9.59	11.0
			6145	10.05	11.0
			6385	10.26	11.0
	106T 53	Ant0	5985	6.90	8.0
			6145	7.10	8.0
			6385	7.51	8.0
		Ant1	5985	6.96	8.0
			6145	7.14	8.0
			6385	7.50	8.0
		MIMO	5985	9.94	11.0
			6145	10.13	11.0
			6385	10.52	11.0
	106T 57	Ant0	5985	6.81	8.0
			6145	7.00	8.0
			6385	7.55	8.0
Ant1		5985	6.79	8.0	
		6145	7.01	8.0	
		6385	7.53	8.0	
MIMO		5985	9.81	11.0	
		6145	10.02	11.0	
		6385	10.55	11.0	
106T 60	Ant0	5985	6.38	8.0	
		6145	7.14	8.0	
		6385	6.62	8.0	
	Ant1	5985	7.11	8.0	
		6145	7.14	8.0	
		6385	6.62	8.0	
	MIMO	5985	9.77	11.0	
		6145	10.15	11.0	
		6385	9.63	11.0	
	Ant0	5985	6.96	8.0	
		6145	7.52	8.0	
		6385	6.36	8.0	
	Ant1	5985	7.01	8.0	
		6385	6.19	8.0	

		MIMO	5985	10.00	11.0	
			6145	10.54	11.0	
			6385	9.29	11.0	
	242T 63	Ant0		5985	6.88	8.0
				6145	7.20	8.0
				6385	6.45	8.0
		Ant1		5985	6.89	8.0
				6145	7.16	8.0
				6385	6.44	8.0
		MIMO		5985	9.90	11.0
				6145	10.19	11.0
				6385	9.46	11.0
	242T 64	Ant0		5985	6.87	8.0
				6145	6.90	8.0
				6385	6.35	8.0
		Ant1		5985	6.87	8.0
				6145	6.91	8.0
				6385	6.39	8.0
		MIMO		5985	9.88	11.0
				6145	9.92	11.0
				6385	9.38	11.0
	484T 65	Ant0		5985	6.98	8.0
				6145	7.41	8.0
				6385	6.33	8.0
		Ant1		5985	6.90	8.0
				6145	7.42	8.0
				6385	6.31	8.0
		MIMO		5985	9.95	11.0
				6145	10.43	11.0
				6385	9.33	11.0
484T 66	Ant0		5985	6.92	8.0	
			6145	7.03	8.0	
			6385	7.03	8.0	
	Ant1		5985	6.91	8.0	
			6145	7.03	8.0	
			6385	6.47	8.0	
	MIMO		5985	9.93	11.0	
			6145	10.04	11.0	
			6385	9.77	11.0	
996T 67	Ant0		5985	11.42	12.0	
			6145	11.70	12.0	
			6385	12.08	12.0	
	Ant1		5985	11.41	12.0	
			6145	11.67	12.0	
			6385	11.67	12.0	
	MIMO		5985	14.43	15.0	
			6145	14.70	15.0	
			6385	14.89	15.0	

Mode	Tone/Ru index	Ant	Frequency(MHz)	Conducted power (dBm)	Tune up (dBm)
802.11ax HE160	26T L	Ant0	6025	6.66	8.0
			6185	7.40	8.0
			6345	7.05	8.0
		Ant1	6025	6.61	8.0
			6185	7.38	8.0
			6345	7.29	8.0
		MIMO	6025	9.65	11.0
			6185	10.40	11.0
			6345	10.18	11.0
	26T H	Ant0	6025	7.05	8.0
			6185	7.71	8.0
			6345	7.64	8.0
		Ant1	6025	6.79	8.0
			6185	6.58	8.0
			6345	7.68	8.0
		MIMO	6025	9.93	11.0
			6185	10.19	11.0
			6345	10.67	11.0
	52T L	Ant0	6025	7.33	8.0
			6185	6.83	8.0
			6345	7.06	8.0
		Ant1	6025	7.25	8.0
			6185	6.88	8.0
			6345	7.11	8.0
		MIMO	6025	10.30	11.0
			6185	9.87	11.0
			6345	10.10	11.0
	52T H	Ant0	6025	7.96	8.0
			6185	6.77	8.0
			6345	7.13	8.0
		Ant1	6025	7.91	8.0
			6185	6.68	8.0
			6345	7.90	8.0
		MIMO	6025	10.95	11.0
			6185	9.74	11.0
			6345	10.54	11.0
	106T L	Ant0	6025	7.57	8.0
			6185	7.13	8.0
			6345	7.48	8.0
		Ant1	6025	7.58	8.0
			6185	7.13	8.0
			6345	7.48	8.0
		MIMO	6025	10.59	11.0
			6185	10.14	11.0
			6345	10.49	11.0
	106T H	Ant0	6025	7.29	8.0
			6185	6.86	8.0

		Ant1	6345	7.32	8.0
			6025	7.32	8.0
			6185	6.88	8.0
		MIMO	6345	7.30	8.0
			6025	10.32	11.0
			6185	9.88	11.0
	242T L	Ant0	6345	10.32	11.0
			6025	6.25	8.0
			6185	7.02	8.0
		Ant1	6345	7.17	8.0
			6025	6.25	8.0
			6185	7.04	8.0
		MIMO	6345	7.17	8.0
			6025	9.26	11.0
			6185	10.04	11.0
	242T H	Ant0	6345	10.18	11.0
			6025	7.77	8.0
			6185	6.65	8.0
		Ant1	6345	7.64	8.0
			6025	7.75	8.0
			6185	6.59	8.0
		MIMO	6345	7.64	8.0
			6025	10.77	11.0
			6185	9.63	11.0
	484T L	Ant0	6345	10.65	11.0
			6025	7.48	8.0
			6185	7.05	8.0
		Ant1	6345	7.17	8.0
			6025	7.48	8.0
			6185	7.07	8.0
MIMO		6345	7.14	8.0	
		6025	10.49	11.0	
		6185	10.07	11.0	
484T H	Ant0	6345	10.17	11.0	
		6025	7.94	8.0	
		6185	6.64	8.0	
	Ant1	6345	7.32	8.0	
		6025	7.93	8.0	
		6185	6.67	8.0	
	MIMO	6345	7.32	8.0	
		6025	10.95	11.0	
		6185	9.67	11.0	
996T L	Ant0	6345	10.33	11.0	
		6025	7.87	8.0	
		6185	7.51	8.0	
	Ant1	6345	6.54	8.0	
		6025	7.87	8.0	
		6185	7.51	8.0	
	MIMO	6345	6.53	8.0	
		6025	10.88	11.0	
				6185	10.52

	996T H	Ant0	6345	9.55	11.0	
			6025	7.80	8.0	
			6185	7.10	8.0	
		Ant1	6345	7.90	8.0	
			6025	7.80	8.0	
			6185	7.11	8.0	
			6345	7.66	8.0	
			MIMO	6025	10.81	11.0
				6185	10.12	11.0
	6345	10.79		11.0		
	1992T	Ant0	6025	11.63	12.0	
			6185	11.12	12.0	
			6345	11.06	12.0	
		Ant1	6025	11.67	12.0	
			6185	11.12	12.0	
			6345	11.04	12.0	
		MIMO	6025	14.66	15.0	
			6185	14.13	15.0	
			6345	14.06	15.0	

7 SAR RESULTS

7.1 T-issue and System Check

The manufacturer calibrates the probes annually. Dielectric parameters of the tissue stimulants were measured every day using the dielectric probe kit and the network analyser. For the measurement of the following parameters the SPEAG DAKS-3.5 dielectric parameter probe is used, representing the open-ended coaxial probe measurement procedure. All tests were carried out within 24 hours of measuring the dielectric parameters.

Freq.(MHz)	Date	Liquid parameters	Measured	Target	Delta (%)	Tolerance (%)	Verdict
750	2023/3/18	ϵ_r	43.07	41.90	2.78	± 10	Pass
		$\sigma[S/m]$	0.93	0.89	4.94	± 10	Pass
835	2023/3/22	ϵ_r	42.99	41.50	3.58	± 10	Pass
		$\sigma[S/m]$	0.93	0.90	2.78	± 10	Pass
900	2023/3/23	ϵ_r	40.05	41.50	-3.51	± 10	Pass
		$\sigma[S/m]$	1.01	0.97	4.02	± 10	Pass
1450	2023/3/24	ϵ_r	41.77	40.50	3.14	± 10	Pass
		$\sigma[S/m]$	1.21	1.20	0.67	± 10	Pass
1800	2023/3/25	ϵ_r	39.31	40.00	-1.72	± 10	Pass
		$\sigma[S/m]$	1.40	1.40	-0.29	± 10	Pass
2000	2023/3/26	ϵ_r	41.31	40.00	3.28	± 10	Pass
		$\sigma[S/m]$	1.47	1.40	4.79	± 10	Pass
2450	2023/04/14	ϵ_r	40.83	39.20	4.17	± 10	Pass
		$\sigma[S/m]$	1.74	1.80	-3.61	± 10	Pass
2600	2023/3/27	ϵ_r	38.65	39.00	-0.89	± 10	Pass
		$\sigma[S/m]$	1.92	1.96	-2.09	± 10	Pass
3500	2023/3/29	ϵ_r	36.64	37.90	-3.34	± 10	Pass
		$\sigma[S/m]$	2.86	2.91	-1.82	± 10	Pass
3700	2023/3/30	ϵ_r	38.56	37.70	2.29	± 10	Pass
		$\sigma[S/m]$	3.19	3.12	2.12	± 10	Pass
5200	2023/4/13	ϵ_r	36.68	36.00	1.88	± 5	Pass
		$\sigma[S/m]$	4.67	4.66	0.15	± 5	Pass
5300	2023/4/13	ϵ_r	35.55	35.90	-0.99	± 5	Pass
		$\sigma[S/m]$	4.85	4.76	1.89	± 5	Pass
5600	2023/4/12	ϵ_r	36.77	35.50	3.57	± 5	Pass
		$\sigma[S/m]$	5.21	5.07	2.76	± 5	Pass
5800	2023/4/12	ϵ_r	36.37	35.30	3.04	± 5	Pass
		$\sigma[S/m]$	5.40	5.27	2.54	± 5	Pass
6500	2023/4/14	ϵ_r	34.0	34.50	-1.45	± 5	Pass
		$\sigma[S/m]$	6.08	6.07	0.16	± 5	Pass

A system check measurement was made following the determination of the dielectric parameters of the stimulant, using the dipole validation kit. Dipole was placed under the flat section of the twin SAM phantom. The system checking results (dielectric parameters and SAR values) are given in the table below. All tests were carried out within 24 hours of checking system. Plots of the system checking scans are given in Annex A. Tissue Stimulants used in the Measurements. **For the same frequency range, SAR measurement is the same day with system check, and there is no need to manually add test date in ANNEX A.**

Freq.(MHz)	Date	SAR measured (normalized to 1W)		Target (Ref. Value)	Delta(%)	Tolerance(%)	Verdict
750	2023/3/18	1g	8.56	8.40	1.90	±10	Pass
		10g	5.88	5.70	3.16	±10	Pass
835	2023/3/22	1g	9.28	9.38	-1.07	±10	Pass
		10g	6.08	6.25	-2.72	±10	Pass
900	2023/3/23	1g	10.72	10.90	-1.65	±10	Pass
		10g	7.32	7.00	4.57	±10	Pass
1450	2023/3/24	1g	27.36	28.40	-3.66	±10	Pass
		10g	16.40	16.00	2.50	±10	Pass
1800	2023/3/25	1g	40.00	38.90	2.83	±10	Pass
		10g	20.88	20.30	2.86	±10	Pass
2000	2023/3/26	1g	42.56	41.00	3.80	±10	Pass
		10g	19.96	20.50	-2.63	±10	Pass
2450	2023/04/14	1g	50.76	53.00	-4.23	±10	Pass
		10g	25.44	24.50	3.84	±10	Pass
2600	2023/3/27	1g	56.08	56.50	-0.74	±10	Pass
		10g	26.12	25.40	2.83	±10	Pass
3500	2023/3/29	1g	65.70	67.40	-2.52	±10	Pass
		10g	24.40	25.30	-3.56	±10	Pass
3700	2023/3/30	1g	65.50	68.80	-4.80	±10	Pass
		10g	24.30	24.90	-2.41	±10	Pass
5200	2023/4/13	1g	73.40	75.90	-3.29	±10	Pass
		10g	21.50	21.40	0.47	±10	Pass
5300		1g	79.90	78.00	2.44	±10	Pass
		10g	22.80	22.00	3.64	±10	Pass
5600	2023/4/12	1g	82.70	80.00	3.38	±10	Pass
		10g	22.80	22.60	0.88	±10	Pass
5800		1g	79.60	78.50	1.40	±10	Pass
		10g	21.40	21.90	-2.28	±10	Pass
6500	2023/4/14	1g	278.00	287.00	2.44	±10	Pass
		10g	50.90	53.20	-4.32	±10	Pass

7.2 SAR Test result

In order to determine the largest value of the peak spatial-average SAR of a handset, all device positions, configurations, and operational modes should be tested for each frequency band according to Steps 1 to 3 below.

Step 1: The tests should be performed at the channel that is closest to the centre of the transmit frequency band.

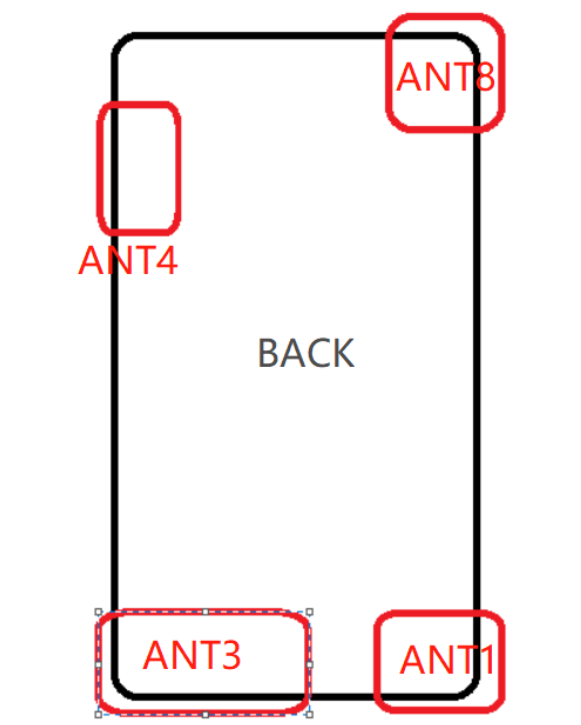
- a) All device positions (cheek and tilt, for both left and right sides of the SAM phantom),
- b) All configurations for each device position in a), e.g., antenna extended and retracted, and
- c) All operational modes for each device position in item a) and configuration in item b) in each frequency band, e.g., analog and digital, If more than three frequencies need to be tested (i.e., $N_c > 3$), then all frequencies, configurations and modes shall be tested for all of the above test conditions.

Step 2: For the condition providing the highest peak spatial-average SAR determined in Step 1 for each frequency, perform all tests at all other test frequency channels, e.g., lowest and highest frequencies. In addition, for all other conditions (device position, configuration, and operational mode) where the peak spatial-average SAR value determined in Step 1 is within 3 dB of the applicable SAR limit, it is recommended that all other test frequencies should be tested as well.

Step 3: Examine all data to determine the largest value of the peak.

Test and antenna position describe as follow:

Note: SRTC defined these positions (Back, Front, left, right, Top, Bottom) when facing the DUT screen.



License antenna	Position	Distances to edge (mm)	Test or not	Note
Ant1	Back	0.0	YES	GSM1900 WCDMA Band II/IV LTE Band 2/4/7/38/41/66 NR41
	Front	8.0	YES	
	Top	130.0	NO	
	Bottom	0.0	YES	
	Left	50.0	NO	
	Right	0.0	YES	
Ant3	Back	0.0	YES	GSM850 WCDMA Band V LTE Band 5/12/13/17 NR5
	Front	8.0	YES	
	Top	130.0	NO	
	Bottom	0.0	YES	
	Left	40.0	NO	
	Right	0.0	YES	

Unlicense MIMO	Position	Distances to edge (mm)	Test or not	Note
Ant4	Back	0.0	YES	BT/WIFI2.4GHz/WIFI5GHz/WIFI6GHz
	Front	8.0	YES	
	Top	10.0	YES	
	Bottom	115.0	NO	
	Left	0.0	YES	
	Right	55.0	NO	
Ant8	Back	0.0	YES	
	Front	8.0	YES	
	Top	0.0	YES	
	Bottom	130.0	NO	
	Left	60.0	NO	
	Right	0.0	YES	

The measured and reported SAR values are tabulated below:

Non-signaling mode duty cycle could be the most conservative condition which with 100% duty cycle. So duty factor=1/ duty cycle shall be taken into consideration for SAR measurement with Non-signaling mode.

SRTC ensure each reference point power drift within 0.21 dB, and the value of worst case of each frequency band mentioned in Annex_Plot.

7.2.1 Licensed SISO1

Full Power

GSM850	Test case			Meas power(dBm)	Tune-up(dBm)	Scaling factor	Meas SAR(w/kg)		Report SAR(w/kg)		
	Exposure condition	Position	Channel				First	Second	First	Second	
GPRS/EDGE GMSK	Head	Left Cheek	L	27.26	28.40	1.30	---	---	---	---	
			M	27.34	28.40	1.28	0.512	---	0.655	---	
			H	27.19	28.40	1.32	---	---	---	---	
		Left tilt	L	27.26	28.40	1.30	---	---	---	---	
			M	27.34	28.40	1.28	0.056	---	0.072	---	
			H	27.19	28.40	1.32	---	---	---	---	
		Right Cheek	L	27.26	28.40	1.30	---	---	---	---	
			M	27.34	28.40	1.28	0.100	---	0.128	---	
			H	27.19	28.40	1.32	---	---	---	---	
		Right tilt	L	27.26	28.40	1.30	---	---	---	---	
			M	27.34	28.40	1.28	0.076	---	0.097	---	
			H	27.19	28.40	1.32	---	---	---	---	
		Body-worn	Back	L	27.26	28.40	1.30	---	---	---	---
				M	27.34	28.40	1.28	0.477	---	0.611	---
				H	27.19	28.40	1.32	---	---	---	---
			Front	L	27.26	28.40	1.30	---	---	---	---
				M	27.34	28.40	1.28	0.250	---	0.320	---
				H	27.19	28.40	1.32	---	---	---	---
	Hotspot	Back	L	27.26	28.40	1.30	---	---	---	---	
			M	27.34	28.40	1.28	0.477	---	0.611	---	
			H	27.19	28.40	1.32	---	---	---	---	
		Front	L	27.26	28.40	1.30	---	---	---	---	
			M	27.34	28.40	1.28	0.250	---	0.320	---	
			H	27.19	28.40	1.32	---	---	---	---	
		Top	L	27.26	28.40	1.30	---	---	---	---	
			M	27.34	28.40	1.28	---	---	---	---	
			H	27.19	28.40	1.32	---	---	---	---	
		Bottom	L	27.26	28.40	1.30	---	---	---	---	
			M	27.34	28.40	1.28	0.255	---	0.326	---	
			H	27.19	28.40	1.32	---	---	---	---	
		Left	L	27.26	28.40	1.30	---	---	---	---	
			M	27.34	28.40	1.28	0.090	---	0.115	---	
			H	27.19	28.40	1.32	---	---	---	---	
		Right	L	27.26	28.40	1.30	---	---	---	---	
			M	27.34	28.40	1.28	0.125	---	0.160	---	
			H	27.19	28.40	1.32	---	---	---	---	

Test case				Meas power(dBm)	Tune-up(dBm)	Scaling factor	Meas SAR(w/kg)		Report SAR(w/kg)	
GSM1900	Exposure condition	Position	Channel				First	Second	First	Second
GPRS/EDGE GMSK	Head	Left Cheek	L	25.34	26.60	1.34	---	---	---	---
			M	25.44	26.60	1.31	0.133	---	0.174	---
			H	25.40	26.60	1.32	---	---	---	---
		Left tilt	L	25.34	26.60	1.34	---	---	---	---
			M	25.44	26.60	1.31	0.010	---	0.013	---
			H	25.40	26.60	1.32	---	---	---	---
		Right Cheek	L	25.34	26.60	1.34	---	---	---	---
			M	25.44	26.60	1.31	0.010	---	0.013	---
			H	25.40	26.60	1.32	---	---	---	---
		Right tilt	L	25.34	26.60	1.34	---	---	---	---
			M	25.44	26.60	1.31	0.010	---	0.013	---
			H	25.40	26.60	1.32	---	---	---	---
	Body-worn	Back	L	25.34	26.60	1.34	---	---	---	---
			M	25.44	26.60	1.31	0.189	---	0.248	---
			H	25.40	26.60	1.32	---	---	---	---
		Front	L	25.34	26.60	1.34	---	---	---	---
			M	25.44	26.60	1.31	0.204	---	0.267	---
			H	25.40	26.60	1.32	---	---	---	---
	Hotspot	Back	L	25.34	26.60	1.34	---	---	---	---
			M	25.44	26.60	1.31	0.189	---	0.248	---
			H	25.40	26.60	1.32	---	---	---	---
		Front	L	25.34	26.60	1.34	---	---	---	---
			M	25.44	26.60	1.31	0.204	---	0.267	---
			H	25.40	26.60	1.32	---	---	---	---
		Top	L	25.34	26.60	1.34	---	---	---	---
			M	25.44	26.60	1.31	---	---	---	---
			H	25.40	26.60	1.32	---	---	---	---
		Bottom	L	25.34	26.60	1.34	---	---	---	---
			M	25.44	26.60	1.31	0.448	---	0.587	---
			H	25.40	26.60	1.32	---	---	---	---
		Left	L	25.34	26.60	1.34	---	---	---	---
			M	25.44	26.60	1.31	0.132	---	0.173	---
			H	25.40	26.60	1.32	---	---	---	---
		Right	L	25.34	26.60	1.34	---	---	---	---
			M	25.44	26.60	1.31	0.046	---	0.060	---
			H	25.40	26.60	1.32	---	---	---	---

Test case				Meas power(dBm)	Tune-up(dBm)	Scaling factor	Meas SAR(w/kg)		Report SAR(w/kg)	
WCDMA II	Exposure condition	Position	Channel				First	Second	First	Second
RMC	Head	Left Cheek	L	22.31	23.30	1.26	---	---	---	---
			M	22.33	23.30	1.25	0.200	---	0.250	---
			H	22.36	23.30	1.24	---	---	---	---
		Left tilt	L	22.31	23.30	1.26	---	---	---	---
			M	22.33	23.30	1.25	0.056	---	0.070	---
			H	22.36	23.30	1.24	---	---	---	---
		Right Cheek	L	22.31	23.30	1.26	---	---	---	---
			M	22.33	23.30	1.25	0.048	---	0.060	---
			H	22.36	23.30	1.24	---	---	---	---
		Right tilt	L	22.31	23.30	1.26	---	---	---	---
			M	22.33	23.30	1.25	0.011	---	0.014	---
			H	22.36	23.30	1.24	---	---	---	---
	Body-worn	Back	L	22.31	23.30	1.26	---	---	---	---
			M	22.33	23.30	1.25	0.523	---	0.654	---
			H	22.36	23.30	1.24	---	---	---	---
		Front	L	22.31	23.30	1.26	---	---	---	---
			M	22.33	23.30	1.25	0.343	---	0.429	---
			H	22.36	23.30	1.24	---	---	---	---
	Hotspot	Back	L	21.01	22.00	1.26	---	---	---	---
			M	21.03	22.00	1.25	0.325	---	0.406	---
			H	21.06	22.00	1.24	---	---	---	---
		Front	L	21.01	22.00	1.26	---	---	---	---
			M	21.03	22.00	1.25	0.220	---	0.275	---
			H	21.06	22.00	1.24	---	---	---	---
		Top	L	21.01	22.00	1.26	---	---	---	---
			M	21.03	22.00	1.25	---	---	---	---
			H	21.06	22.00	1.24	---	---	---	---
		Bottom	L	21.01	22.00	1.26	---	---	---	---
			M	21.03	22.00	1.25	0.563	---	0.704	---
			H	21.06	22.00	1.24	---	---	---	---
		Left	L	21.01	22.00	1.26	---	---	---	---
			M	21.03	22.00	1.25	0.112	---	0.140	---
			H	21.06	22.00	1.24	---	---	---	---
		Right	L	21.01	22.00	1.26	---	---	---	---
			M	21.03	22.00	1.25	0.041	---	0.051	---
			H	21.06	22.00	1.24	---	---	---	---

Test case				Meas power(dBm)	Tune-up(dBm)	Scaling factor	Meas SAR(w/kg)		Report SAR(w/kg)	
WCDMA IV	Exposure condition	Position	Channel				First	Second	First	Second
RMC	Head	Left Cheek	L	22.38	23.30	1.24	---	---	---	---
			M	22.44	23.30	1.22	0.311	---	0.379	---
			H	22.17	23.30	1.30	---	---	---	---
		Left tilt	L	22.38	23.30	1.24	---	---	---	---
			M	22.44	23.30	1.22	0.036	---	0.044	---
			H	22.17	23.30	1.30	---	---	---	---
		Right Cheek	L	22.38	23.30	1.24	---	---	---	---
			M	22.44	23.30	1.22	0.053	---	0.065	---
			H	22.17	23.30	1.30	---	---	---	---
		Right tilt	L	22.38	23.30	1.24	---	---	---	---
			M	22.44	23.30	1.22	0.010	---	0.012	---
			H	22.17	23.30	1.30	---	---	---	---
	Body-worn	Back	L	22.38	23.30	1.24	---	---	---	---
			M	22.44	23.30	1.22	0.499	---	0.609	---
			H	22.17	23.30	1.30	---	---	---	---
		Front	L	22.38	23.30	1.24	---	---	---	---
			M	22.44	23.30	1.22	0.322	---	0.393	---
			H	22.17	23.30	1.30	---	---	---	---
	Hotspot	Back	L	20.58	21.50	1.24	---	---	---	---
			M	20.64	21.50	1.22	0.321	---	0.392	---
			H	20.37	21.50	1.30	---	---	---	---
		Front	L	20.58	21.50	1.24	---	---	---	---
			M	20.64	21.50	1.22	0.211	---	0.257	---
			H	20.37	21.50	1.30	---	---	---	---
		Top	L	20.58	21.50	1.24	---	---	---	---
			M	20.64	21.50	1.22	---	---	---	---
			H	20.37	21.50	1.30	---	---	---	---
		Bottom	L	20.58	21.50	1.24	---	---	---	---
			M	20.64	21.50	1.22	0.500	---	0.610	---
			H	20.37	21.50	1.30	---	---	---	---
		Left	L	20.58	21.50	1.24	---	---	---	---
			M	20.64	21.50	1.22	0.151	---	0.184	---
			H	20.37	21.50	1.30	---	---	---	---
		Right	L	20.58	21.50	1.24	---	---	---	---
			M	20.64	21.50	1.22	0.047	---	0.057	---
			H	20.37	21.50	1.30	---	---	---	---

Test case				Meas power(dBm)	Tune-up(dBm)	Scaling factor	Meas SAR(w/kg)		Report SAR(w/kg)	
WCDMA V	Exposure condition	Position	Channel				First	Second	First	Second
RMC	Head	Left Cheek	L	23.33	24.00	1.17	---	---	---	---
			M	23.29	24.00	1.18	0.438	---	0.517	---
			H	23.16	24.00	1.21	---	---	---	---
		Left tilt	L	23.33	24.00	1.17	---	---	---	---
			M	23.29	24.00	1.18	0.052	---	0.061	---
			H	23.16	24.00	1.21	---	---	---	---
		Right Cheek	L	23.33	24.00	1.17	---	---	---	---
			M	23.29	24.00	1.18	0.091	---	0.107	---
			H	23.16	24.00	1.21	---	---	---	---
		Right tilt	L	23.33	24.00	1.17	---	---	---	---
			M	23.29	24.00	1.18	0.068	---	0.080	---
			H	23.16	24.00	1.21	---	---	---	---
	Body-worn	Back	L	23.33	24.00	1.17	---	---	---	---
			M	23.29	24.00	1.18	0.408	---	0.481	---
			H	23.16	24.00	1.21	---	---	---	---
		Front	L	23.33	24.00	1.17	---	---	---	---
			M	23.29	24.00	1.18	0.208	---	0.245	---
			H	23.16	24.00	1.21	---	---	---	---
	Hotspot	Back	L	23.33	24.00	1.17	---	---	---	---
			M	23.29	24.00	1.18	0.408	---	0.481	---
			H	23.16	24.00	1.21	---	---	---	---
		Front	L	23.33	24.00	1.17	---	---	---	---
			M	23.29	24.00	1.18	0.208	---	0.245	---
			H	23.16	24.00	1.21	---	---	---	---
		Top	L	23.33	24.00	1.17	---	---	---	---
			M	23.29	24.00	1.18	---	---	0.000	---
			H	23.16	24.00	1.21	---	---	---	---
		Bottom	L	23.33	24.00	1.17	---	---	---	---
			M	23.29	24.00	1.18	0.222	---	0.262	---
			H	23.16	24.00	1.21	---	---	---	---
		Left	L	23.33	24.00	1.17	---	---	---	---
			M	23.29	24.00	1.18	0.080	---	0.094	---
			H	23.16	24.00	1.21	---	---	---	---
		Right	L	23.33	24.00	1.17	---	---	---	---
			M	23.29	24.00	1.18	0.111	---	0.131	---
			H	23.16	24.00	1.21	---	---	---	---

Test case				Meas power(dBm)	Tune-up(dBm)	Scaling factor	Meas SAR(w/kg)		Report SAR(w/kg)	
LTE2	Exposure condition	Position	Channel				First	Second	First	Second
QPSK 1RB	Head	Left Cheek	L	22.33	23.30	1.25	---	---	---	---
			M	22.35	23.30	1.24	0.164	---	0.203	---
			H	22.28	23.30	1.26	---	---	---	---
		Left tilt	L	22.33	23.30	1.25	---	---	---	---
			M	22.35	23.30	1.24	0.025	---	0.031	---
			H	22.28	23.30	1.26	---	---	---	---
		Right Cheek	L	22.33	23.30	1.25	---	---	---	---
			M	22.35	23.30	1.24	0.047	---	0.058	---
			H	22.28	23.30	1.26	---	---	---	---
		Right tilt	L	22.33	23.30	1.25	---	---	---	---
			M	22.35	23.30	1.24	0.014	---	0.017	---
			H	22.28	23.30	1.26	---	---	---	---
	Body-worn	Back	L	22.33	23.30	1.25	---	---	---	---
			M	22.35	23.30	1.24	0.316	---	0.392	---
			H	22.28	23.30	1.26	---	---	---	---
		Front	L	22.33	23.30	1.25	---	---	---	---
			M	22.35	23.30	1.24	0.296	---	0.367	---
			H	22.28	23.30	1.26	---	---	---	---
	Hotspot	Back	L	21.03	22.00	1.25	---	---	---	---
			M	21.05	22.00	1.24	0.219	---	0.272	---
			H	20.98	22.00	1.26	---	---	---	---
		Front	L	21.03	22.00	1.25	---	---	---	---
			M	21.05	22.00	1.24	0.217	---	0.269	---
			H	20.98	22.00	1.26	---	---	---	---
		Top	L	21.03	22.00	1.25	---	---	---	---
			M	21.05	22.00	1.24	---	---	---	---
			H	20.98	22.00	1.26	---	---	---	---
		Bottom	L	21.03	22.00	1.25	---	---	---	---
			M	21.05	22.00	1.24	0.467	---	0.579	---
			H	20.98	22.00	1.26	---	---	---	---
		Left	L	21.03	22.00	1.25	---	---	---	---
			M	21.05	22.00	1.24	0.149	---	0.185	---
			H	20.98	22.00	1.26	---	---	---	---
		Right	L	21.03	22.00	1.25	---	---	---	---
			M	21.05	22.00	1.24	0.057	---	0.071	---
			H	20.98	22.00	1.26	---	---	---	---
QPSK 50%RB	Head	Left Cheek	L	21.41	22.30	1.23	---	---	---	---
			M	21.30	22.30	1.26	0.160	---	0.202	---
			H	21.14	22.30	1.31	---	---	---	---
		Left tilt	L	21.41	22.30	1.23	---	---	---	---
			M	21.30	22.30	1.26	0.023	---	0.029	---
			H	21.14	22.30	1.31	---	---	---	---
		Right Cheek	L	21.41	22.30	1.23	---	---	---	---
			M	21.30	22.30	1.26	0.045	---	0.057	---

		Right tilt	H	21.14	22.30	1.31	---	---	---	---
			L	21.41	22.30	1.23	---	---	---	---
			M	21.30	22.30	1.26	0.012	---	0.015	---
			H	21.14	22.30	1.31	---	---	---	---
	Body-worn	Back	L	21.41	22.30	1.23	---	---	---	---
			M	21.30	22.30	1.26	0.310	---	0.391	---
			H	21.14	22.30	1.31	---	---	---	---
		Front	L	21.41	22.30	1.23	---	---	---	---
			M	21.30	22.30	1.26	0.290	---	0.365	---
			H	21.14	22.30	1.31	---	---	---	---
	Hotspot	Back	L	20.11	21.00	1.23	---	---	---	---
			M	20.00	21.00	1.26	0.214	---	0.270	---
			H	19.84	21.00	1.31	---	---	---	---
		Front	L	20.11	21.00	1.23	---	---	---	---
			M	20.00	21.00	1.26	0.212	---	0.267	---
			H	19.84	21.00	1.31	---	---	---	---
		Top	L	20.11	21.00	1.23	---	---	---	---
			M	20.00	21.00	1.26	---	---	---	---
			H	19.84	21.00	1.31	---	---	---	---
		Bottom	L	20.11	21.00	1.23	---	---	---	---
			M	20.00	21.00	1.26	0.457	---	0.576	---
			H	19.84	21.00	1.31	---	---	---	---
		Left	L	20.11	21.00	1.23	---	---	---	---
			M	20.00	21.00	1.26	0.145	---	0.183	---
			H	19.84	21.00	1.31	---	---	---	---
		Right	L	20.11	21.00	1.23	---	---	---	---
			M	20.00	21.00	1.26	0.055	---	0.069	---
H			19.84	21.00	1.31	---	---	---	---	

Test case				Meas power(dBm)	Tune-up(dBm)	Scaling factor	Meas SAR(w/kg)		Report SAR(w/kg)	
LTE4	Exposure condition	Position	Channel				First	Second	First	Second
QPSK 1RB	Head	Left Cheek	L	22.41	23.30	1.23	---	---	---	---
			M	22.45	23.30	1.22	0.284	---	0.346	---
			H	22.25	23.30	1.27	---	---	---	---
		Left tilt	L	22.41	23.30	1.23	---	---	---	---
			M	22.45	23.30	1.22	0.027	---	0.033	---
			H	22.25	23.30	1.27	---	---	---	---
		Right Cheek	L	22.41	23.30	1.23	---	---	---	---
			M	22.45	23.30	1.22	0.054	---	0.066	---
			H	22.25	23.30	1.27	---	---	---	---
		Right tilt	L	22.41	23.30	1.23	---	---	---	---
			M	22.45	23.30	1.22	0.010	---	0.012	---
			H	22.25	23.30	1.27	---	---	---	---
	Body-worn	Back	L	22.41	23.30	1.23	---	---	---	---
			M	22.45	23.30	1.22	0.396	---	0.483	---
			H	22.25	23.30	1.27	---	---	---	---
		Front	L	22.41	23.30	1.23	---	---	---	---
			M	22.45	23.30	1.22	0.324	---	0.395	---
			H	22.25	23.30	1.27	---	---	---	---
	Hotspot	Back	L	20.61	21.50	1.23	---	---	---	---
			M	20.65	21.50	1.22	0.264	---	0.322	---
			H	20.45	21.50	1.27	---	---	---	---
		Front	L	20.61	21.50	1.23	---	---	---	---
			M	20.65	21.50	1.22	0.205	---	0.250	---
			H	20.45	21.50	1.27	---	---	---	---
		Top	L	20.61	21.50	1.23	---	---	---	---
			M	20.65	21.50	1.22	---	---	---	---
			H	20.45	21.50	1.27	---	---	---	---
		Bottom	L	20.61	21.50	1.23	---	---	---	---
			M	20.65	21.50	1.22	0.492	---	0.600	---
			H	20.45	21.50	1.27	---	---	---	---
		Left	L	20.61	21.50	1.23	---	---	---	---
			M	20.65	21.50	1.22	0.097	---	0.118	---
			H	20.45	21.50	1.27	---	---	---	---
		Right	L	20.61	21.50	1.23	---	---	---	---
			M	20.65	21.50	1.22	0.010	---	0.012	---
			H	20.45	21.50	1.27	---	---	---	---
QPSK 50%RB	Head	Left Cheek	L	21.51	22.30	1.20	---	---	---	---
			M	21.30	22.30	1.26	0.273	---	0.344	---
			H	21.23	22.30	1.28	---	---	---	---
		Left tilt	L	21.51	22.30	1.20	---	---	---	---
			M	21.30	22.30	1.26	0.025	---	0.032	---
			H	21.23	22.30	1.28	---	---	---	---
		Right Cheek	L	21.51	22.30	1.20	---	---	---	---
			M	21.30	22.30	1.26	0.051	---	0.064	---

		Right tilt	H	21.23	22.30	1.28	---	---	---	---
			L	21.51	22.30	1.20	---	---	---	---
			M	21.30	22.30	1.26	0.010	---	0.013	---
			H	21.23	22.30	1.28	---	---	---	---
	Body-worn	Back	L	21.51	22.30	1.20	---	---	---	---
			M	21.30	22.30	1.26	0.381	---	0.480	---
			H	21.23	22.30	1.28	---	---	---	---
		Front	L	21.51	22.30	1.20	---	---	---	---
			M	21.30	22.30	1.26	0.313	---	0.394	---
			H	21.23	22.30	1.28	---	---	---	---
	Hotspot	Back	L	19.71	20.50	1.20	---	---	---	---
			M	19.50	20.50	1.26	0.255	---	0.321	---
			H	19.43	20.50	1.28	---	---	---	---
		Front	L	19.71	20.50	1.20	---	---	---	---
			M	19.50	20.50	1.26	0.197	---	0.248	---
			H	19.43	20.50	1.28	---	---	---	---
		Top	L	19.71	20.50	1.20	---	---	---	---
			M	19.50	20.50	1.26	---	---	---	---
			H	19.43	20.50	1.28	---	---	---	---
		Bottom	L	19.71	20.50	1.20	---	---	---	---
			M	19.50	20.50	1.26	0.475	---	0.599	---
			H	19.43	20.50	1.28	---	---	---	---
		Left	L	19.71	20.50	1.20	---	---	---	---
			M	19.50	20.50	1.26	0.093	---	0.117	---
			H	19.43	20.50	1.28	---	---	---	---
		Right	L	19.71	20.50	1.20	---	---	---	---
			M	19.50	20.50	1.26	0.010	---	0.013	---
			H	19.43	20.50	1.28	---	---	---	---

Test case				Meas power(dBm)	Tune-up(dBm)	Scaling factor	Meas SAR(w/kg)		Report SAR(w/kg)	
LTE5	Exposure condition	Position	Channel				First	Second	First	Second
QPSK 1RB	Head	Left Cheek	L	23.09	24.00	1.23	---	---	---	---
			M	23.18	24.00	1.21	0.466	---	0.564	---
			H	23.22	24.00	1.20	---	---	---	---
		Left tilt	L	23.09	24.00	1.23	---	---	---	---
			M	23.18	24.00	1.21	0.051	---	0.062	---
			H	23.22	24.00	1.20	---	---	---	---
		Right Cheek	L	23.09	24.00	1.23	---	---	---	---
			M	23.18	24.00	1.21	0.070	---	0.085	---
			H	23.22	24.00	1.20	---	---	---	---
		Right tilt	L	23.09	24.00	1.23	---	---	---	---
			M	23.18	24.00	1.21	0.050	---	0.061	---
			H	23.22	24.00	1.20	---	---	---	---
	Body-worn	Back	L	23.09	24.00	1.23	---	---	---	---
			M	23.18	24.00	1.21	0.372	---	0.450	---
			H	23.22	24.00	1.20	---	---	---	---
		Front	L	23.09	24.00	1.23	---	---	---	---
			M	23.18	24.00	1.21	0.210	---	0.254	---
			H	23.22	24.00	1.20	---	---	---	---
	Hotspot	Back	L	23.09	24.00	1.23	---	---	---	---
			M	23.18	24.00	1.21	0.372	---	0.450	---
			H	23.22	24.00	1.20	---	---	---	---
		Front	L	23.09	24.00	1.23	---	---	---	---
			M	23.18	24.00	1.21	0.210	---	0.254	---
			H	23.22	24.00	1.20	---	---	---	---
		Top	L	23.09	24.00	1.23	---	---	---	---
			M	23.18	24.00	1.21	---	---	---	---
			H	23.22	24.00	1.20	---	---	---	---
		Bottom	L	23.09	24.00	1.23	---	---	---	---
			M	23.18	24.00	1.21	0.199	---	0.241	---
			H	23.22	24.00	1.20	---	---	---	---
		Left	L	23.09	24.00	1.23	---	---	---	---
			M	23.18	24.00	1.21	0.076	---	0.092	---
			H	23.22	24.00	1.20	---	---	---	---
		Right	L	23.09	24.00	1.23	---	---	---	---
			M	23.18	24.00	1.21	0.085	---	0.103	---
			H	23.22	24.00	1.20	---	---	---	---
QPSK 50%RB	Head	Left Cheek	L	22.22	23.00	1.20	---	---	---	---
			M	22.29	23.00	1.18	0.465	---	0.549	---
			H	22.28	23.00	1.18	---	---	---	---
		Left tilt	L	22.22	23.00	1.20	---	---	---	---
			M	22.29	23.00	1.18	0.049	---	0.058	---
			H	22.28	23.00	1.18	---	---	---	---
		Right Cheek	L	22.22	23.00	1.20	---	---	---	---
			M	22.29	23.00	1.18	0.068	---	0.080	---

		Right tilt	H	22.28	23.00	1.18	---	---	---	---
			L	22.22	23.00	1.20	---	---	---	---
			M	22.29	23.00	1.18	0.048	---	0.057	---
			H	22.28	23.00	1.18	---	---	---	---
	Body-worn	Back	L	22.22	23.00	1.20	---	---	---	---
			M	22.29	23.00	1.18	0.370	---	0.437	---
			H	22.28	23.00	1.18	---	---	---	---
		Front	L	22.22	23.00	1.20	---	---	---	---
			M	22.29	23.00	1.18	0.208	---	0.245	---
			H	22.28	23.00	1.18	---	---	---	---
	Hotspot	Back	L	22.22	23.00	1.20	---	---	---	---
			M	22.29	23.00	1.18	0.370	---	0.437	---
			H	22.28	23.00	1.18	---	---	---	---
		Front	L	22.22	23.00	1.20	---	---	---	---
			M	22.29	23.00	1.18	0.208	---	0.245	---
			H	22.28	23.00	1.18	---	---	---	---
		Top	L	22.22	23.00	1.20	---	---	---	---
			M	22.29	23.00	1.18	---	---	---	---
			H	22.28	23.00	1.18	---	---	---	---
		Bottom	L	22.22	23.00	1.20	---	---	---	---
			M	22.29	23.00	1.18	0.197	---	0.232	---
			H	22.28	23.00	1.18	---	---	---	---
		Left	L	22.22	23.00	1.20	---	---	---	---
			M	22.29	23.00	1.18	0.073	---	0.086	---
			H	22.28	23.00	1.18	---	---	---	---
		Right	L	22.22	23.00	1.20	---	---	---	---
			M	22.29	23.00	1.18	0.082	---	0.097	---
H			22.28	23.00	1.18	---	---	---	---	

Test case				Meas power(dBm)	Tune-up(dBm)	Scaling factor	Meas SAR(w/kg)		Report SAR(w/kg)	
LTE7	Exposure condition	Position	Channel				First	Second	First	Second
QPSK 1RB	Head	Left Cheek	L	22.43	23.30	1.22	---	---	---	---
			M	22.47	23.30	1.21	0.513	---	0.621	---
			H	22.45	23.30	1.22	---	---	---	---
		Left tilt	L	22.43	23.30	1.22	---	---	---	---
			M	22.47	23.30	1.21	0.054	---	0.065	---
			H	22.45	23.30	1.22	---	---	---	---
		Right Cheek	L	22.43	23.30	1.22	---	---	---	---
			M	22.47	23.30	1.21	0.062	---	0.075	---
			H	22.45	23.30	1.22	---	---	---	---
		Right tilt	L	22.43	23.30	1.22	---	---	---	---
			M	22.47	23.30	1.21	0.043	---	0.052	---
			H	22.45	23.30	1.22	---	---	---	---
	Body-worn	Back	L	22.43	23.30	1.22	---	---	---	---
			M	22.47	23.30	1.21	0.408	---	0.494	---
			H	22.45	23.30	1.22	---	---	---	---
		Front	L	22.43	23.30	1.22	---	---	---	---
			M	22.47	23.30	1.21	0.381	---	0.461	---
			H	22.45	23.30	1.22	---	---	---	---
	Hotspot	Back	L	20.63	21.50	1.22	---	---	---	---
			M	20.67	21.50	1.21	0.285	---	0.345	---
			H	20.65	21.50	1.22	---	---	---	---
		Front	L	20.63	21.50	1.22	---	---	---	---
			M	20.67	21.50	1.21	0.250	---	0.303	---
			H	20.65	21.50	1.22	---	---	---	---
		Top	L	20.63	21.50	1.22	---	---	---	---
			M	20.67	21.50	1.21	---	---	---	---
			H	20.65	21.50	1.22	---	---	---	---
		Bottom	L	20.63	21.50	1.22	---	---	---	---
			M	20.67	21.50	1.21	0.522	---	0.632	---
			H	20.65	21.50	1.22	---	---	---	---
		Left	L	20.63	21.50	1.22	---	---	---	---
			M	20.67	21.50	1.21	0.110	---	0.133	---
			H	20.65	21.50	1.22	---	---	---	---
		Right	L	20.63	21.50	1.22	---	---	---	---
			M	20.67	21.50	1.21	0.063	---	0.076	---
			H	20.65	21.50	1.22	---	---	---	---
QPSK 50%RB	Head	Left Cheek	L	21.40	22.30	1.23	---	---	---	---
			M	21.51	22.30	1.20	0.511	---	0.613	---
			H	21.39	22.30	1.23	---	---	---	---
		Left tilt	L	21.40	22.30	1.23	---	---	---	---
			M	21.51	22.30	1.20	0.052	---	0.062	---
			H	21.39	22.30	1.23	---	---	---	---
		Right Cheek	L	21.40	22.30	1.23	---	---	---	---
			M	21.51	22.30	1.20	0.060	---	0.072	---

	Right tilt	H	21.39	22.30	1.23	---	---	---	---	
		L	21.40	22.30	1.23	---	---	---	---	
		M	21.51	22.30	1.20	0.041	---	0.049	---	
		H	21.39	22.30	1.23	---	---	---	---	
	Body-worn	Back	L	21.40	22.30	1.23	---	---	---	---
			M	21.51	22.30	1.20	0.405	---	0.486	---
			H	21.39	22.30	1.23	---	---	---	---
		Front	L	21.40	22.30	1.23	---	---	---	---
			M	21.51	22.30	1.20	0.378	---	0.454	---
			H	21.39	22.30	1.23	---	---	---	---
	Hotspot	Back	L	19.60	20.50	1.23	---	---	---	---
			M	19.71	20.50	1.20	0.284	---	0.341	---
			H	19.59	20.50	1.23	---	---	---	---
		Front	L	19.60	20.50	1.23	---	---	---	---
			M	19.71	20.50	1.20	0.248	---	0.298	---
			H	19.59	20.50	1.23	---	---	---	---
		Top	L	19.60	20.50	1.23	---	---	---	---
			M	19.71	20.50	1.20	---	---	---	---
			H	19.59	20.50	1.23	---	---	---	---
		Bottom	L	19.60	20.50	1.23	---	---	---	---
			M	19.71	20.50	1.20	0.520	---	0.624	---
			H	19.59	20.50	1.23	---	---	---	---
		Left	L	19.60	20.50	1.23	---	---	---	---
			M	19.71	20.50	1.20	0.107	---	0.128	---
			H	19.59	20.50	1.23	---	---	---	---
		Right	L	19.60	20.50	1.23	---	---	---	---
			M	19.71	20.50	1.20	0.061	---	0.073	---
H			19.59	20.50	1.23	---	---	---	---	

Test case				Meas power(dBm)	Tune-up(dBm)	Scaling factor	Meas SAR(w/kg)		Report SAR(w/kg)	
LTE12	Exposure condition	Position	Channel				First	Second	First	Second
QPSK 1RB	Head	Left Cheek	L	23.00	24.00	1.26	---	---	---	---
			M	23.09	24.00	1.23	0.194	---	0.239	---
			H	23.13	24.00	1.22	---	---	---	---
		Left tilt	L	23.00	24.00	1.26	---	---	---	---
			M	23.09	24.00	1.23	0.024	---	0.030	---
			H	23.13	24.00	1.22	---	---	---	---
		Right Cheek	L	23.00	24.00	1.26	---	---	---	---
			M	23.09	24.00	1.23	0.010	---	0.012	---
			H	23.13	24.00	1.22	---	---	---	---
		Right tilt	L	23.00	24.00	1.26	---	---	---	---
			M	23.09	24.00	1.23	0.010	---	0.012	---
			H	23.13	24.00	1.22	---	---	---	---
	Body-worn	Back	L	23.00	24.00	1.26	---	---	---	---
			M	23.09	24.00	1.23	0.149	---	0.183	---
			H	23.13	24.00	1.22	---	---	---	---
		Front	L	23.00	24.00	1.26	---	---	---	---
			M	23.09	24.00	1.23	0.082	---	0.101	---
			H	23.13	24.00	1.22	---	---	---	---
	Hotspot	Back	L	23.00	24.00	1.26	---	---	---	---
			M	23.09	24.00	1.23	0.149	---	0.183	---
			H	23.13	24.00	1.22	---	---	---	---
		Front	L	23.00	24.00	1.26	---	---	---	---
			M	23.09	24.00	1.23	0.082	---	0.101	---
			H	23.13	24.00	1.22	---	---	---	---
		Top	L	23.00	24.00	1.26	---	---	---	---
			M	23.09	24.00	1.23	---	---	---	---
			H	23.13	24.00	1.22	---	---	---	---
		Bottom	L	23.00	24.00	1.26	---	---	---	---
			M	23.09	24.00	1.23	0.071	---	0.087	---
			H	23.13	24.00	1.22	---	---	---	---
		Left	L	23.00	24.00	1.26	---	---	---	---
			M	23.09	24.00	1.23	0.054	---	0.066	---
			H	23.13	24.00	1.22	---	---	---	---
		Right	L	23.00	24.00	1.26	---	---	---	---
			M	23.09	24.00	1.23	0.090	---	0.111	---
			H	23.13	24.00	1.22	---	---	---	---
QPSK 50%RB	Head	Left Cheek	L	22.23	23.00	1.19	---	---	---	---
			M	22.11	23.00	1.23	0.193	---	0.237	---
			H	22.05	23.00	1.24	---	---	---	---
		Left tilt	L	22.23	23.00	1.19	---	---	---	---
			M	22.11	23.00	1.23	0.022	---	0.027	---
			H	22.05	23.00	1.24	---	---	---	---
		Right Cheek	L	22.23	23.00	1.19	---	---	---	---
			M	22.11	23.00	1.23	0.010	---	0.012	---

		Right tilt	H	22.05	23.00	1.24	---	---	---	---
			L	22.23	23.00	1.19	---	---	---	---
			M	22.11	23.00	1.23	0.010	---	0.012	---
			H	22.05	23.00	1.24	---	---	---	---
	Body-worn	Back	L	22.23	23.00	1.19	---	---	---	---
			M	22.11	23.00	1.23	0.147	---	0.181	---
			H	22.05	23.00	1.24	---	---	---	---
		Front	L	22.23	23.00	1.19	---	---	---	---
			M	22.11	23.00	1.23	0.080	---	0.098	---
			H	22.05	23.00	1.24	---	---	---	---
	Hotspot	Back	L	22.23	23.00	1.19	---	---	---	---
			M	22.11	23.00	1.23	0.147	---	0.181	---
			H	22.05	23.00	1.24	---	---	---	---
		Front	L	22.23	23.00	1.19	---	---	---	---
			M	22.11	23.00	1.23	0.080	---	0.098	---
			H	22.05	23.00	1.24	---	---	---	---
		Top	L	22.23	23.00	1.19	---	---	---	---
			M	22.11	23.00	1.23	---	---	---	---
			H	22.05	23.00	1.24	---	---	---	---
		Bottom	L	22.23	23.00	1.19	---	---	---	---
			M	22.11	23.00	1.23	0.069	---	0.085	---
			H	22.05	23.00	1.24	---	---	---	---
		Left	L	22.23	23.00	1.19	---	---	---	---
			M	22.11	23.00	1.23	0.052	---	0.064	---
			H	22.05	23.00	1.24	---	---	---	---
		Right	L	22.23	23.00	1.19	---	---	---	---
			M	22.11	23.00	1.23	0.088	---	0.108	---
H			22.05	23.00	1.24	---	---	---	---	

Test case				Meas power(dBm)	Tune-up(dBm)	Scaling factor	Meas SAR(w/kg)		Report SAR(w/kg)	
LTE13	Exposure condition	Position	Channel				First	Second	First	Second
QPSK 1RB	Head	Left Cheek	L	23.04	24.00	1.25	---	---	---	---
			M	23.04	24.00	1.25	0.425	---	0.531	---
			H	23.04	24.00	1.25	---	---	---	---
		Left tilt	L	23.04	24.00	1.25	---	---	---	---
			M	23.04	24.00	1.25	0.042	---	0.053	---
			H	23.04	24.00	1.25	---	---	---	---
		Right Cheek	L	23.04	24.00	1.25	---	---	---	---
			M	23.04	24.00	1.25	0.071	---	0.089	---
			H	23.04	24.00	1.25	---	---	---	---
		Right tilt	L	23.04	24.00	1.25	---	---	---	---
			M	23.04	24.00	1.25	0.053	---	0.066	---
			H	23.04	24.00	1.25	---	---	---	---
	Body-worn	Back	L	23.04	24.00	1.25	---	---	---	---
			M	23.04	24.00	1.25	0.404	---	0.505	---
			H	23.04	24.00	1.25	---	---	---	---
		Front	L	23.04	24.00	1.25	---	---	---	---
			M	23.04	24.00	1.25	0.241	---	0.301	---
			H	23.04	24.00	1.25	---	---	---	---
	Hotspot	Back	L	23.04	24.00	1.25	---	---	---	---
			M	23.04	24.00	1.25	0.404	---	0.505	---
			H	23.04	24.00	1.25	---	---	---	---
		Front	L	23.04	24.00	1.25	---	---	---	---
			M	23.04	24.00	1.25	0.241	---	0.301	---
			H	23.04	24.00	1.25	---	---	---	---
		Top	L	23.04	24.00	1.25	---	---	---	---
			M	23.04	24.00	1.25	---	---	---	---
			H	23.04	24.00	1.25	---	---	---	---
		Bottom	L	23.04	24.00	1.25	---	---	---	---
			M	23.04	24.00	1.25	0.196	---	0.245	---
			H	23.04	24.00	1.25	---	---	---	---
		Left	L	23.04	24.00	1.25	---	---	---	---
			M	23.04	24.00	1.25	0.087	---	0.109	---
			H	23.04	24.00	1.25	---	---	---	---
		Right	L	23.04	24.00	1.25	---	---	---	---
			M	23.04	24.00	1.25	0.107	---	0.134	---
			H	23.04	24.00	1.25	---	---	---	---
QPSK 50%RB	Head	Left Cheek	L	22.05	23.00	1.24	---	---	---	---
			M	22.05	23.00	1.24	0.423	---	0.525	---
			H	22.05	23.00	1.24	---	---	---	---
		Left tilt	L	22.05	23.00	1.24	---	---	---	---
			M	22.05	23.00	1.24	0.040	---	0.050	---
			H	22.05	23.00	1.24	---	---	---	---
		Right Cheek	L	22.05	23.00	1.24	---	---	---	---
			M	22.05	23.00	1.24	0.069	---	0.086	---
			H	22.05	23.00	1.24	---	---	---	---

		Right tilt	H	22.05	23.00	1.24	---	---	---	---
			L	22.05	23.00	1.24	---	---	---	---
			M	22.05	23.00	1.24	0.051	---	0.063	---
			H	22.05	23.00	1.24	---	---	---	---
	Body-worn	Back	L	22.05	23.00	1.24	---	---	---	---
			M	22.05	23.00	1.24	0.401	---	0.497	---
			H	22.05	23.00	1.24	---	---	---	---
		Front	L	22.05	23.00	1.24	---	---	---	---
			M	22.05	23.00	1.24	0.239	---	0.296	---
			H	22.05	23.00	1.24	---	---	---	---
	Hotspot	Back	L	22.05	23.00	1.24	---	---	---	---
			M	22.05	23.00	1.24	0.401	---	0.497	---
			H	22.05	23.00	1.24	---	---	---	---
		Front	L	22.05	23.00	1.24	---	---	---	---
			M	22.05	23.00	1.24	0.239	---	0.296	---
			H	22.05	23.00	1.24	---	---	---	---
		Top	L	22.05	23.00	1.24	---	---	---	---
			M	22.05	23.00	1.24	---	---	---	---
			H	22.05	23.00	1.24	---	---	---	---
		Bottom	L	22.05	23.00	1.24	---	---	---	---
			M	22.05	23.00	1.24	0.194	---	0.241	---
			H	22.05	23.00	1.24	---	---	---	---
		Left	L	22.05	23.00	1.24	---	---	---	---
			M	22.05	23.00	1.24	0.085	---	0.105	---
H			22.05	23.00	1.24	---	---	---	---	
Right		L	22.05	23.00	1.24	---	---	---	---	
		M	22.05	23.00	1.24	0.103	---	0.128	---	
		H	22.05	23.00	1.24	---	---	---	---	

Test case				Meas power(dBm)	Tune-up(dBm)	Scaling factor	Meas SAR(w/kg)		Report SAR(w/kg)	
LTE17	Exposure condition	Position	Channel				First	Second	First	Second
QPSK 1RB	Head	Left Cheek	L	22.99	24.00	1.26	---	---	---	---
			M	23.16	24.00	1.21	0.196	---	0.237	---
			H	22.97	24.00	1.27	---	---	---	---
		Left tilt	L	22.99	24.00	1.26	---	---	---	---
			M	23.16	24.00	1.21	0.017	---	0.021	---
			H	22.97	24.00	1.27	---	---	---	---
		Right Cheek	L	22.99	24.00	1.26	---	---	---	---
			M	23.16	24.00	1.21	0.010	---	0.012	---
			H	22.97	24.00	1.27	---	---	---	---
		Right tilt	L	22.99	24.00	1.26	---	---	---	---
			M	23.16	24.00	1.21	0.010	---	0.012	---
			H	22.97	24.00	1.27	---	---	---	---
	Body-worn	Back	L	22.99	24.00	1.26	---	---	---	---
			M	23.16	24.00	1.21	0.152	---	0.184	---
			H	22.97	24.00	1.27	---	---	---	---
		Front	L	22.99	24.00	1.26	---	---	---	---
			M	23.16	24.00	1.21	0.091	---	0.110	---
			H	22.97	24.00	1.27	---	---	---	---
	Hotspot	Back	L	22.99	24.00	1.26	---	---	---	---
			M	23.16	24.00	1.21	0.152	---	0.184	---
			H	22.97	24.00	1.27	---	---	---	---
		Front	L	22.99	24.00	1.26	---	---	---	---
			M	23.16	24.00	1.21	0.091	---	0.110	---
			H	22.97	24.00	1.27	---	---	---	---
		Top	L	22.99	24.00	1.26	---	---	---	---
			M	23.16	24.00	1.21	---	---	---	---
			H	22.97	24.00	1.27	---	---	---	---
		Bottom	L	22.99	24.00	1.26	---	---	---	---
			M	23.16	24.00	1.21	0.066	---	0.080	---
			H	22.97	24.00	1.27	---	---	---	---
		Left	L	22.99	24.00	1.26	---	---	---	---
			M	23.16	24.00	1.21	0.047	---	0.057	---
			H	22.97	24.00	1.27	---	---	---	---
		Right	L	22.99	24.00	1.26	---	---	---	---
			M	23.16	24.00	1.21	0.089	---	0.108	---
			H	22.97	24.00	1.27	---	---	---	---
QPSK 50%RB	Head	Left Cheek	L	22.17	23.00	1.21	---	---	---	---
			M	22.11	23.00	1.23	0.191	---	0.235	---
			H	22.15	23.00	1.22	---	---	---	---
		Left tilt	L	22.17	23.00	1.21	---	---	---	---
			M	22.11	23.00	1.23	0.015	---	0.018	---
			H	22.15	23.00	1.22	---	---	---	---
		Right Cheek	L	22.17	23.00	1.21	---	---	---	---
			M	22.11	23.00	1.23	0.010	---	0.012	---

	Right tilt	H	22.15	23.00	1.22	---	---	---	---	
		L	22.17	23.00	1.21	---	---	---	---	
		M	22.11	23.00	1.23	0.010	---	0.012	---	
		H	22.15	23.00	1.22	---	---	---	---	
	Body-worn	Back	L	22.17	23.00	1.21	---	---	---	---
			M	22.11	23.00	1.23	0.149	---	0.183	---
			H	22.15	23.00	1.22	---	---	---	---
		Front	L	22.17	23.00	1.21	---	---	---	---
			M	22.11	23.00	1.23	0.088	---	0.108	---
			H	22.15	23.00	1.22	---	---	---	---
	Hotspot	Back	L	22.17	23.00	1.21	---	---	---	---
			M	22.11	23.00	1.23	0.149	---	0.183	---
			H	22.15	23.00	1.22	---	---	---	---
		Front	L	22.17	23.00	1.21	---	---	---	---
			M	22.11	23.00	1.23	0.088	---	0.108	---
			H	22.15	23.00	1.22	---	---	---	---
		Top	L	22.17	23.00	1.21	---	---	---	---
			M	22.11	23.00	1.23	---	---	---	---
			H	22.15	23.00	1.22	---	---	---	---
		Bottom	L	22.17	23.00	1.21	---	---	---	---
			M	22.11	23.00	1.23	0.062	---	0.076	---
			H	22.15	23.00	1.22	---	---	---	---
		Left	L	22.17	23.00	1.21	---	---	---	---
			M	22.11	23.00	1.23	0.045	---	0.055	---
			H	22.15	23.00	1.22	---	---	---	---
		Right	L	22.17	23.00	1.21	---	---	---	---
			M	22.11	23.00	1.23	0.086	---	0.106	---
H			22.15	23.00	1.22	---	---	---	---	

Test case				Meas power(dBm)	Tune-up(dBm)	Scaling factor	Meas SAR(w/kg)		Report SAR(w/kg)	
LTE38	Exposure condition	Position	Channel				First	Second	First	Second
QPSK 1RB	Head	Left Cheek	L	23.16	24.00	1.21	---	---	---	---
			M	23.14	24.00	1.22	0.258	---	0.315	---
			H	23.07	24.00	1.24	---	---	---	---
		Left tilt	L	23.16	24.00	1.21	---	---	---	---
			M	23.14	24.00	1.22	0.010	---	0.012	---
			H	23.07	24.00	1.24	---	---	---	---
		Right Cheek	L	23.16	24.00	1.21	---	---	---	---
			M	23.14	24.00	1.22	0.013	---	0.016	---
			H	23.07	24.00	1.24	---	---	---	---
		Right tilt	L	23.16	24.00	1.21	---	---	---	---
			M	23.14	24.00	1.22	0.010	---	0.012	---
			H	23.07	24.00	1.24	---	---	---	---
	Body-worn	Back	L	23.16	24.00	1.21	---	---	---	---
			M	23.14	24.00	1.22	0.192	---	0.234	---
			H	23.07	24.00	1.24	---	---	---	---
		Front	L	23.16	24.00	1.21	---	---	---	---
			M	23.14	24.00	1.22	0.177	---	0.216	---
			H	23.07	24.00	1.24	---	---	---	---
	Hotspot	Back	L	23.16	24.00	1.21	---	---	---	---
			M	23.14	24.00	1.22	0.192	---	0.234	---
			H	23.07	24.00	1.24	---	---	---	---
		Front	L	23.16	24.00	1.21	---	---	---	---
			M	23.14	24.00	1.22	0.177	---	0.216	---
			H	23.07	24.00	1.24	---	---	---	---
		Top	L	23.16	24.00	1.21	---	---	---	---
			M	23.14	24.00	1.22	---	---	---	---
			H	23.07	24.00	1.24	---	---	---	---
		Bottom	L	23.16	24.00	1.21	---	---	---	---
			M	23.14	24.00	1.22	0.413	---	0.504	---
			H	23.07	24.00	1.24	---	---	---	---
		Left	L	23.16	24.00	1.21	---	---	---	---
			M	23.14	24.00	1.22	0.053	---	0.065	---
			H	23.07	24.00	1.24	---	---	---	---
		Right	L	23.16	24.00	1.21	---	---	---	---
			M	23.14	24.00	1.22	0.056	---	0.068	---
			H	23.07	24.00	1.24	---	---	---	---
QPSK 50%RB	Head	Left Cheek	L	22.31	23.00	1.17	---	---	---	---
			M	22.19	23.00	1.21	0.257	---	0.311	---
			H	22.20	23.00	1.20	---	---	---	---
		Left tilt	L	22.31	23.00	1.17	---	---	---	---
			M	22.19	23.00	1.21	0.010	---	0.012	---
			H	22.20	23.00	1.20	---	---	---	---
		Right Cheek	L	22.31	23.00	1.17	---	---	---	---
			M	22.19	23.00	1.21	0.011	---	0.013	---

	Right tilt	H	22.20	23.00	1.20	---	---	---	---	
		L	22.31	23.00	1.17	---	---	---	---	
		M	22.19	23.00	1.21	0.010	---	0.012	---	
		H	22.20	23.00	1.20	---	---	---	---	
	Body-worn	Back	L	22.31	23.00	1.17	---	---	---	---
			M	22.19	23.00	1.21	0.190	---	0.230	---
			H	22.20	23.00	1.20	---	---	---	---
		Front	L	22.31	23.00	1.17	---	---	---	---
			M	22.19	23.00	1.21	0.175	---	0.212	---
			H	22.20	23.00	1.20	---	---	---	---
	Hotspot	Back	L	22.31	23.00	1.17	---	---	---	---
			M	22.19	23.00	1.21	0.190	---	0.230	---
			H	22.20	23.00	1.20	---	---	---	---
		Front	L	22.31	23.00	1.17	---	---	---	---
			M	22.19	23.00	1.21	0.175	---	0.212	---
			H	22.20	23.00	1.20	---	---	---	---
		Top	L	22.31	23.00	1.17	---	---	---	---
			M	22.19	23.00	1.21	---	---	---	---
			H	22.20	23.00	1.20	---	---	---	---
		Bottom	L	22.31	23.00	1.17	---	---	---	---
			M	22.19	23.00	1.21	0.411	---	0.497	---
			H	22.20	23.00	1.20	---	---	---	---
		Left	L	22.31	23.00	1.17	---	---	---	---
			M	22.19	23.00	1.21	0.051	---	0.062	---
H			22.20	23.00	1.20	---	---	---	---	
Right		L	22.31	23.00	1.17	---	---	---	---	
		M	22.19	23.00	1.21	0.053	---	0.064	---	
		H	22.20	23.00	1.20	---	---	---	---	

Test case				Meas power(dBm)	Tune-up(dBm)	Scaling factor	Meas SAR(w/kg)		Report SAR(w/kg)	
LTE41	Exposure condition	Position	Channel				First	Second	First	Second
QPSK 1RB	Head	Left touch	L	23.47	24.50	1.27	---	---	---	---
			L-M	23.45	24.50	1.27	---	---	---	---
			M	23.35	24.50	1.30	0.350	---	0.455	---
			M-H	23.33	24.50	1.31	---	---	---	---
			H	23.32	24.50	1.31	---	---	---	---
		Left tilt	L	23.47	24.50	1.27	---	---	---	---
			L-M	23.45	24.50	1.27	---	---	---	---
			M	23.35	24.50	1.30	0.042	---	0.055	---
			M-H	23.33	24.50	1.31	---	---	---	---
			H	23.32	24.50	1.31	---	---	---	---
		Right touch	L	23.47	24.50	1.27	---	---	---	---
			L-M	23.45	24.50	1.27	---	---	---	---
			M	23.35	24.50	1.30	0.012	---	0.016	---
			M-H	23.33	24.50	1.31	---	---	---	---
			H	23.32	24.50	1.31	---	---	---	---
		Right tilt	L	23.47	24.50	1.27	---	---	---	---
			L-M	23.45	24.50	1.27	---	---	---	---
			M	23.35	24.50	1.30	0.010	---	0.013	---
			M-H	23.33	24.50	1.31	---	---	---	---
			H	23.32	24.50	1.31	---	---	---	---
	Body-worn	Back	L	23.47	24.50	1.27	---	---	---	---
			L-M	23.45	24.50	1.27	---	---	---	---
			M	23.35	24.50	1.30	0.218	---	0.283	---
			M-H	23.33	24.50	1.31	---	---	---	---
			H	23.32	24.50	1.31	---	---	---	---
		Front	L	23.47	24.50	1.27	---	---	---	---
			L-M	23.45	24.50	1.27	---	---	---	---
			M	23.35	24.50	1.30	0.191	---	0.248	---
			M-H	23.33	24.50	1.31	---	---	---	---
			H	23.32	24.50	1.31	---	---	---	---
	Hotspot	Back	L	23.47	24.50	1.27	---	---	---	---
			L-M	23.45	24.50	1.27	---	---	---	---
			M	23.35	24.50	1.30	0.218	---	0.283	---
			M-H	23.33	24.50	1.31	---	---	---	---
			H	23.32	24.50	1.31	---	---	---	---
		Front	L	23.47	24.50	1.27	---	---	---	---
L-M			23.45	24.50	1.27	---	---	---	---	
M			23.35	24.50	1.30	0.191	---	0.248	---	
M-H			23.33	24.50	1.31	---	---	---	---	
H			23.32	24.50	1.31	---	---	---	---	
Top		L	23.47	24.50	1.27	---	---	---	---	
		L-M	23.45	24.50	1.27	---	---	---	---	
		M	23.35	24.50	1.30	---	---	---	---	
		M-H	23.33	24.50	1.31	---	---	---	---	
		H	23.32	24.50	1.31	---	---	---	---	

		Bottom	H	23.32	24.50	1.31	---	---	---	---
			L	23.47	24.50	1.27	---	---	---	---
			L-M	23.45	24.50	1.27	---	---	---	---
			M	23.35	24.50	1.30	0.477	---	0.620	---
			M-H	23.33	24.50	1.31	---	---	---	---
		Left	H	23.32	24.50	1.31	---	---	---	---
			L	23.47	24.50	1.27	---	---	---	---
			L-M	23.45	24.50	1.27	---	---	---	---
			M	23.35	24.50	1.30	0.068	---	0.088	---
			M-H	23.33	24.50	1.31	---	---	---	---
		Right	H	23.32	24.50	1.31	---	---	---	---
			L	23.47	24.50	1.27	---	---	---	---
			L-M	23.45	24.50	1.27	---	---	---	---
			M	23.35	24.50	1.30	0.054	---	0.070	---
			M-H	23.33	24.50	1.31	---	---	---	---
QPSK 50%RB	Head	Left touch	L	22.53	23.50	1.25	---	---	---	---
			L-M	22.55	23.50	1.24	---	---	---	---
			M	22.47	23.50	1.27	0.347	---	0.441	---
			M-H	22.31	23.50	1.32	---	---	---	---
			H	22.30	23.50	1.32	---	---	---	---
		Left tilt	L	22.53	23.50	1.25	---	---	---	---
			L-M	22.55	23.50	1.24	---	---	---	---
			M	22.47	23.50	1.27	0.040	---	0.051	---
			M-H	22.31	23.50	1.32	---	---	---	---
			H	22.30	23.50	1.32	---	---	---	---
		Right touch	L	22.53	23.50	1.25	---	---	---	---
			L-M	22.55	23.50	1.24	---	---	---	---
			M	22.47	23.50	1.27	0.011	---	0.014	---
			M-H	22.31	23.50	1.32	---	---	---	---
			H	22.30	23.50	1.32	---	---	---	---
Right tilt	L	22.53	23.50	1.25	---	---	---	---		
	L-M	22.55	23.50	1.24	---	---	---	---		
	M	22.47	23.50	1.27	0.010	---	0.013	---		
	M-H	22.31	23.50	1.32	---	---	---	---		
	H	22.30	23.50	1.32	---	---	---	---		
Body-worn	Back	L	22.53	23.50	1.25	---	---	---	---	
		L-M	22.55	23.50	1.24	---	---	---	---	
		M	22.47	23.50	1.27	0.216	---	0.274	---	
		M-H	22.31	23.50	1.32	---	---	---	---	
		H	22.30	23.50	1.32	---	---	---	---	
	Front	L	22.53	23.50	1.25	---	---	---	---	
		L-M	22.55	23.50	1.24	---	---	---	---	
		M	22.47	23.50	1.27	0.189	---	0.240	---	
		M-H	22.31	23.50	1.32	---	---	---	---	
		H	22.30	23.50	1.32	---	---	---	---	
Hotspot	Back	L	22.53	23.50	1.25	---	---	---	---	

			L-M	22.55	23.50	1.24	---	---	---	---
			M	22.47	23.50	1.27	0.216	---	0.274	---
			M-H	22.31	23.50	1.32	---	---	---	---
			H	22.30	23.50	1.32	---	---	---	---
		Front	L	22.53	23.50	1.25	---	---	---	---
			L-M	22.55	23.50	1.24	---	---	---	---
			M	22.47	23.50	1.27	0.189	---	0.240	---
			M-H	22.31	23.50	1.32	---	---	---	---
		Top	H	22.30	23.50	1.32	---	---	---	---
			L	22.53	23.50	1.25	---	---	---	---
			L-M	22.55	23.50	1.24	---	---	---	---
			M	22.47	23.50	1.27	---	---	---	---
		Bottom	M-H	22.31	23.50	1.32	---	---	---	---
			H	22.30	23.50	1.32	---	---	---	---
			L	22.53	23.50	1.25	---	---	---	---
			L-M	22.55	23.50	1.24	---	---	---	---
		Left	M	22.47	23.50	1.27	0.475	---	0.603	---
			M-H	22.31	23.50	1.32	---	---	---	---
			H	22.30	23.50	1.32	---	---	---	---
			L	22.53	23.50	1.25	---	---	---	---
Right	L-M	22.55	23.50	1.24	---	---	---	---		
	M	22.47	23.50	1.27	0.066	---	0.084	---		
	M-H	22.31	23.50	1.32	---	---	---	---		
	H	22.30	23.50	1.32	---	---	---	---		
			L	22.53	23.50	1.25	---	---	---	---
			L-M	22.55	23.50	1.24	---	---	---	---
			M	22.47	23.50	1.27	0.052	---	0.066	---
			M-H	22.31	23.50	1.32	---	---	---	---
			H	22.30	23.50	1.32	---	---	---	---

Test case				Meas power(dBm)	Tune-up(dBm)	Scaling factor	Meas SAR(w/kg)		Report SAR(w/kg)	
LTE66	Exposure condition	Position	Channel				First	Second	First	Second
QPSK 1RB	Head	Left Cheek	L	22.50	23.30	1.20	---	---	---	---
			M	22.37	23.30	1.24	0.271	---	0.336	---
			H	22.44	23.30	1.22	---	---	---	---
		Left tilt	L	22.50	23.30	1.20	---	---	---	---
			M	22.37	23.30	1.24	0.033	---	0.041	---
			H	22.44	23.30	1.22	---	---	---	---
		Right Cheek	L	22.50	23.30	1.20	---	---	---	---
			M	22.37	23.30	1.24	0.046	---	0.057	---
			H	22.44	23.30	1.22	---	---	---	---
		Right tilt	L	22.50	23.30	1.20	---	---	---	---
			M	22.37	23.30	1.24	0.010	---	0.012	---
			H	22.44	23.30	1.22	---	---	---	---
	Body-worn	Back	L	22.50	23.30	1.20	---	---	---	---
			M	22.37	23.30	1.24	0.373	---	0.463	---
			H	22.44	23.30	1.22	---	---	---	---
		Front	L	22.50	23.30	1.20	---	---	---	---
			M	22.37	23.30	1.24	0.344	---	0.427	---
			H	22.44	23.30	1.22	---	---	---	---
	Hotspot	Back	L	20.70	21.50	1.20	---	---	---	---
			M	20.57	21.50	1.24	0.250	---	0.310	---
			H	20.64	21.50	1.22	---	---	---	---
		Front	L	20.70	21.50	1.20	---	---	---	---
			M	20.57	21.50	1.24	0.224	---	0.278	---
			H	20.64	21.50	1.22	---	---	---	---
		Top	L	20.70	21.50	1.20	---	---	---	---
			M	20.57	21.50	1.24	---	---	---	---
			H	20.64	21.50	1.22	---	---	---	---
		Bottom	L	20.70	21.50	1.20	---	---	---	---
			M	20.57	21.50	1.24	0.441	---	0.547	---
			H	20.64	21.50	1.22	---	---	---	---
		Left	L	20.70	21.50	1.20	---	---	---	---
			M	20.57	21.50	1.24	0.108	---	0.134	---
			H	20.64	21.50	1.22	---	---	---	---
		Right	L	20.70	21.50	1.20	---	---	---	---
			M	20.57	21.50	1.24	0.046	---	0.057	---
			H	20.64	21.50	1.22	---	---	---	---
QPSK 50%RB	Head	Left Cheek	L	21.48	22.30	1.21	---	---	---	---
			M	21.51	22.30	1.20	0.269	---	0.323	---
			H	21.44	22.30	1.22	---	---	---	---
		Left tilt	L	21.48	22.30	1.21	---	---	---	---
			M	21.51	22.30	1.20	0.031	---	0.037	---
			H	21.44	22.30	1.22	---	---	---	---
		Right Cheek	L	21.48	22.30	1.21	---	---	---	---
			M	21.51	22.30	1.20	0.044	---	0.053	---

		Right tilt	H	21.44	22.30	1.22	---	---	---	---
			L	21.48	22.30	1.21	---	---	---	---
			M	21.51	22.30	1.20	0.010	---	0.012	---
			H	21.44	22.30	1.22	---	---	---	---
	Body-worn	Back	L	21.48	22.30	1.21	---	---	---	---
			M	21.51	22.30	1.20	0.375	---	0.450	---
			H	21.44	22.30	1.22	---	---	---	---
		Front	L	21.48	22.30	1.21	---	---	---	---
			M	21.51	22.30	1.20	0.342	---	0.410	---
			H	21.44	22.30	1.22	---	---	---	---
	Hotspot	Back	L	19.68	20.50	1.21	---	---	---	---
			M	19.71	20.50	1.20	0.248	---	0.298	---
			H	19.64	20.50	1.22	---	---	---	---
		Front	L	19.68	20.50	1.21	---	---	---	---
			M	19.71	20.50	1.20	0.221	---	0.265	---
			H	19.64	20.50	1.22	---	---	---	---
		Top	L	19.68	20.50	1.21	---	---	---	---
			M	19.71	20.50	1.20	---	---	---	---
			H	19.64	20.50	1.22	---	---	---	---
		Bottom	L	19.68	20.50	1.21	---	---	---	---
			M	19.71	20.50	1.20	0.439	---	0.527	---
			H	19.64	20.50	1.22	---	---	---	---
		Left	L	19.68	20.50	1.21	---	---	---	---
			M	19.71	20.50	1.20	0.107	---	0.128	---
			H	19.64	20.50	1.22	---	---	---	---
		Right	L	19.68	20.50	1.21	---	---	---	---
			M	19.71	20.50	1.20	0.045	---	0.054	---
H			19.64	20.50	1.22	---	---	---	---	

Test case				Meas power(dBm)	Tune-up(dBm)	Scaling factor	Duty cycle	Meas SAR(w/kg)		Report SAR(w/kg)	
NR5	Exposure condition	Position	Channel					First	Second	First	Second
DFT-s-OFDM QPSK	Head	Left Cheek	L	22.88	24.00	1.29	100%	---	---	---	---
			M	22.73	24.00	1.34	100%	0.104	---	0.139	---
			H	22.68	24.00	1.36	100%	---	---	---	---
		Left tilt	L	22.88	24.00	1.29	100%	---	---	---	---
			M	22.73	24.00	1.34	100%	0.010	---	0.013	---
			H	22.68	24.00	1.36	100%	---	---	---	---
		Right Cheek	L	22.88	24.00	1.29	100%	---	---	---	---
			M	22.73	24.00	1.34	100%	0.061	---	0.082	---
			H	22.68	24.00	1.36	100%	---	---	---	---
		Right tilt	L	22.88	24.00	1.29	100%	---	---	---	---
			M	22.73	24.00	1.34	100%	0.045	---	0.060	---
			H	22.68	24.00	1.36	100%	---	---	---	---
DFT-s-OFDM QPSK	Body-worn	Back	L	22.88	24.00	1.29	100%	---	---	---	---
			M	22.73	24.00	1.34	100%	0.260	---	0.348	---
			H	22.68	24.00	1.36	100%	---	---	---	---
		Front	L	22.88	24.00	1.29	100%	---	---	---	---
			M	22.73	24.00	1.34	100%	0.112	---	0.150	---
			H	22.68	24.00	1.36	100%	---	---	---	---
DFT-s-OFDM QPSK	Hotspot	Back	L	22.88	24.00	1.29	100%	---	---	---	---
			M	22.73	24.00	1.34	100%	0.260	---	0.348	---
			H	22.68	24.00	1.36	100%	---	---	---	---
		Front	L	22.88	24.00	1.29	100%	---	---	---	---
			M	22.73	24.00	1.34	100%	0.112	---	0.150	---
			H	22.68	24.00	1.36	100%	---	---	---	---
		Top	L	22.88	24.00	1.29	100%	---	---	---	---
			M	22.73	24.00	1.34	100%	---	---	---	---
			H	22.68	24.00	1.36	100%	---	---	---	---
		Bottom	L	22.88	24.00	1.29	100%	---	---	---	---
			M	22.73	24.00	1.34	100%	0.128	---	0.172	---
			H	22.68	24.00	1.36	100%	---	---	---	---
		Left	L	22.88	24.00	1.29	100%	---	---	---	---
			M	22.73	24.00	1.34	100%	0.120	---	0.161	---
			H	22.68	24.00	1.36	100%	---	---	---	---
		Right	L	22.88	24.00	1.29	100%	---	---	---	---
			M	22.73	24.00	1.34	100%	0.112	---	0.150	---
			H	22.68	24.00	1.36	100%	---	---	---	---

Test case				Meas power(dBm)	Tune-up(dBm)	Scaling factor	Duty cycle	Meas SAR(w/kg)		Report SAR(w/kg)	
NR41	Exposure condition	Position	Channel					First	Second	First	Second
DFT-s-OFDM QPSK	Head	Left touch	L	22.80	24.00	1.32	50%	---	---	---	---
			L-M	22.78	24.00	1.32	50%	---	---	---	---
			M	22.88	24.00	1.29	50%	0.010	---	0.013	---
			M-H	22.95	24.00	1.27	50%	---	---	---	---
			H	22.90	24.00	1.29	50%	---	---	---	---
		Left tilt	L	22.80	24.00	1.32	50%	---	---	---	---
			L-M	22.78	24.00	1.32	50%	---	---	---	---
			M	22.88	24.00	1.29	50%	0.010	---	0.013	---
			M-H	22.95	24.00	1.27	50%	---	---	---	---
			H	22.90	24.00	1.29	50%	---	---	---	---
		Right touch	L	22.80	24.00	1.32	50%	---	---	---	---
			L-M	22.78	24.00	1.32	50%	---	---	---	---
			M	22.88	24.00	1.29	50%	0.010	---	0.013	---
			M-H	22.95	24.00	1.27	50%	---	---	---	---
			H	22.90	24.00	1.29	50%	---	---	---	---
		Right tilt	L	22.80	24.00	1.32	50%	---	---	---	---
			L-M	22.78	24.00	1.32	50%	---	---	---	---
			M	22.88	24.00	1.29	50%	0.010	---	0.013	---
			M-H	22.95	24.00	1.27	50%	---	---	---	---
			H	22.90	24.00	1.29	50%	---	---	---	---
DFT-s-OFDM QPSK	Body-worn	Back	L	22.80	24.00	1.32	50%	---	---	---	---
			L-M	22.78	24.00	1.32	50%	---	---	---	---
			M	22.88	24.00	1.29	50%	0.174	---	0.224	---
			M-H	22.95	24.00	1.27	50%	---	---	---	---
			H	22.90	24.00	1.29	50%	---	---	---	---
		Front	L	22.80	24.00	1.32	50%	---	---	---	---
			L-M	22.78	24.00	1.32	50%	---	---	---	---
			M	22.88	24.00	1.29	50%	0.093	---	0.120	---
			M-H	22.95	24.00	1.27	50%	---	---	---	---
			H	22.90	24.00	1.29	50%	---	---	---	---
DFT-s-OFDM QPSK	Hotspot	Back	L	22.80	24.00	1.32	50%	---	---	---	---
			L-M	22.78	24.00	1.32	50%	---	---	---	---
			M	22.88	24.00	1.29	50%	0.174	---	0.224	---
			M-H	22.95	24.00	1.27	50%	---	---	---	---
			H	22.90	24.00	1.29	50%	---	---	---	---
		Front	L	22.80	24.00	1.32	50%	---	---	---	---
			L-M	22.78	24.00	1.32	50%	---	---	---	---
			M	22.88	24.00	1.29	50%	0.093	---	0.120	---
			M-H	22.95	24.00	1.27	50%	---	---	---	---
			H	22.90	24.00	1.29	50%	---	---	---	---
		Top	L	22.80	24.00	1.32	50%	---	---	---	---
			L-M	22.78	24.00	1.32	50%	---	---	---	---
			M	22.88	24.00	1.29	50%	---	---	---	---
			M-H	22.95	24.00	1.27	50%	---	---	---	---
			H	22.90	24.00	1.29	50%	---	---	---	---
Bottom	L	22.80	24.00	1.32	50%	---	---	---	---		
	L-M	22.78	24.00	1.32	50%	---	---	---	---		
	M	22.88	24.00	1.29	50%	0.166	---	0.214	---		

			M-H	22.95	24.00	1.27	50%	---	---	---	---
			H	22.90	24.00	1.29	50%	---	---	---	---
		Left	L	22.80	24.00	1.32	50%	---	---	---	---
			L-M	22.78	24.00	1.32	50%	---	---	---	---
			M	22.88	24.00	1.29	50%	0.010	---	0.013	---
			M-H	22.95	24.00	1.27	50%	---	---	---	---
			H	22.90	24.00	1.29	50%	---	---	---	---
		Right	L	22.80	24.00	1.32	50%	---	---	---	---
			L-M	22.78	24.00	1.32	50%	---	---	---	---
			M	22.88	24.00	1.29	50%	0.045	---	0.058	---
			M-H	22.95	24.00	1.27	50%	---	---	---	---
			H	22.90	24.00	1.29	50%	---	---	---	---

7.2.2 Unlicensed SISO1

BT	Exposure condition	Test case			Meas power(dBm)	Tune-up (dBm)	Scaling factor	Duty cycle	Duty factor	Meas SAR(w/kg)		Report SAR(w/kg)		
		Position	Channel							First	Second	First	Second	
BR	Head	Left Cheek	L		12.71	14.00	1.35	78%	N/A	---	---	---	---	
			M		12.58	14.00	1.39	78%	N/A	0.088	---	0.122	---	
			H		12.21	14.00	1.51	78%	N/A	---	---	---	---	
		Left tilt	L		12.71	14.00	1.35	78%	78%	N/A	---	---	---	---
			M		12.58	14.00	1.39	78%	78%	N/A	0.058	---	0.081	---
			H		12.21	14.00	1.51	78%	78%	N/A	---	---	---	---
		Right Cheek	L		12.71	14.00	1.35	78%	78%	N/A	---	---	---	---
			M		12.58	14.00	1.39	78%	78%	N/A	0.010	---	0.014	---
			H		12.21	14.00	1.51	78%	78%	N/A	---	---	---	---
		Right tilt	L		12.71	14.00	1.35	78%	78%	N/A	---	---	---	---
			M		12.58	14.00	1.39	78%	78%	N/A	0.010	---	0.014	---
			H		12.21	14.00	1.51	78%	78%	N/A	---	---	---	---
	Body-worn	Back	L		12.71	14.00	1.35	78%	78%	N/A	---	---	---	---
			M		12.58	14.00	1.39	78%	78%	N/A	0.010	---	0.014	---
			H		12.21	14.00	1.51	78%	78%	N/A	---	---	---	---
		Front	L		12.71	14.00	1.35	78%	78%	N/A	---	---	---	---
			M		12.58	14.00	1.39	78%	78%	N/A	0.010	---	0.014	---
			H		12.21	14.00	1.51	78%	78%	N/A	---	---	---	---
	Hotspot (Support Bluetooth Thetering)	Back	L		12.71	14.00	1.35	78%	78%	N/A	---	---	---	---
			M		12.58	14.00	1.39	78%	78%	N/A	0.010	---	0.014	---
			H		12.21	14.00	1.51	78%	78%	N/A	---	---	---	---
		Front	L		12.71	14.00	1.35	78%	78%	N/A	---	---	---	---
			M		12.58	14.00	1.39	78%	78%	N/A	0.010	---	0.014	---
			H		12.21	14.00	1.51	78%	78%	N/A	---	---	---	---
		Top	L		12.71	14.00	1.35	78%	78%	N/A	---	---	---	---
			M		12.58	14.00	1.39	78%	78%	N/A	0.010	---	0.014	---
			H		12.21	14.00	1.51	78%	78%	N/A	---	---	---	---
		Bottom	L		12.71	14.00	1.35	78%	78%	N/A	---	---	---	---
			M		12.58	14.00	1.39	78%	78%	N/A	---	---	---	---
			H		12.21	14.00	1.51	78%	78%	N/A	---	---	---	---
		Left	L		12.71	14.00	1.35	78%	78%	N/A	---	---	---	---
			M		12.58	14.00	1.39	78%	78%	N/A	0.010	---	0.014	---
			H		12.21	14.00	1.51	78%	78%	N/A	---	---	---	---
		Right	L		12.71	14.00	1.35	78%	78%	N/A	---	---	---	---
			M		12.58	14.00	1.39	78%	78%	N/A	0.010	---	0.014	---
			H		12.21	14.00	1.51	78%	78%	N/A	---	---	---	---

7.2.3 Unlicensed SISO2

Test case				Meas power(dBm)	Tune-up (dBm)	Scaling factor	Duty cycle	Duty factor	Meas SAR(w/kg)		Report SAR(w/kg)	
BT	Exposure condition	Position	Channel						First	Second	First	Second
BR	Head	Left Cheek	L	13.15	14.00	1.22	78%	N/A	---	---	---	---
			M	13.25	14.00	1.19	78%	N/A	0.042	---	0.050	---
			H	12.83	14.00	1.31	78%	N/A	---	---	---	---
		Left tilt	L	13.15	14.00	1.22	78%	N/A	---	---	---	---
			M	13.25	14.00	1.19	78%	N/A	0.010	---	0.012	---
			H	12.83	14.00	1.31	78%	N/A	---	---	---	---
		Right Cheek	L	13.15	14.00	1.22	78%	N/A	---	---	---	---
			M	13.25	14.00	1.19	78%	N/A	0.121	---	0.144	---
			H	12.83	14.00	1.31	78%	N/A	---	---	---	---
		Right tilt	L	13.15	14.00	1.22	78%	N/A	---	---	---	---
			M	13.25	14.00	1.19	78%	N/A	0.089	---	0.106	---
			H	12.83	14.00	1.31	78%	N/A	---	---	---	---
BR	Body-worn	Back	L	13.15	14.00	1.22	78%	N/A	---	---	---	---
			M	13.25	14.00	1.19	78%	N/A	0.010	---	0.012	---
			H	12.83	14.00	1.31	78%	N/A	---	---	---	---
		Front	L	13.15	14.00	1.22	78%	N/A	---	---	---	---
			M	13.25	14.00	1.19	78%	N/A	0.010	---	0.012	---
			H	12.83	14.00	1.31	78%	N/A	---	---	---	---
BR	Hotspot (Support Bluetooth Thetering)	Back	L	13.15	14.00	1.22	78%	N/A	---	---	---	---
			M	13.25	14.00	1.19	78%	N/A	0.010	---	0.012	---
			H	12.83	14.00	1.31	78%	N/A	---	---	---	---
		Front	L	13.15	14.00	1.22	78%	N/A	---	---	---	---
			M	13.25	14.00	1.19	78%	N/A	0.010	---	0.012	---
			H	12.83	14.00	1.31	78%	N/A	---	---	---	---
		Top	L	13.15	14.00	1.22	78%	N/A	---	---	---	---
			M	13.25	14.00	1.19	78%	N/A	0.010	---	0.012	---
			H	12.83	14.00	1.31	78%	N/A	---	---	---	---
		Bottom	L	13.15	14.00	1.22	78%	N/A	---	---	---	---
			M	13.25	14.00	1.19	78%	N/A	---	---	---	---
			H	12.83	14.00	1.31	78%	N/A	---	---	---	---
		Left	L	13.15	14.00	1.22	78%	N/A	---	---	---	---
			M	13.25	14.00	1.19	78%	N/A	0.010	---	0.012	---
			H	12.83	14.00	1.31	78%	N/A	---	---	---	---
		Right	L	13.15	14.00	1.22	78%	N/A	---	---	---	---
			M	13.25	14.00	1.19	78%	N/A	0.010	---	0.012	---
			H	12.83	14.00	1.31	78%	N/A	---	---	---	---

NOTE: Dual antenna transmission is not allowed during testing. SAR testing for BT requires SISO testing of each antenna and a total SAR value (SISO1+SISO2).

7.2.4 Unlicensed MIMO

Test case				Meas power(dBm)	Tune-up (dBm)	Scaling factor	Duty cycle	Duty factor	Meas SAR(w/kg)		Report SAR(w/kg)		
WLAN2.4GHz	Exposure condition	Position	Channel						First	Second	First	Second	
802.11n40	Head	Left Cheek	L	14.59	15.00	1.10	100%	N/A	---	---	---	---	
			M	14.51	15.00	1.12	100%	N/A	0.107	---	0.120	---	
			H	14.49	15.00	1.12	100%	N/A	---	---	---	---	
		Left tilt	L	14.59	15.00	1.10	100%	N/A	---	---	---	---	
			M	14.51	15.00	1.12	100%	N/A	0.080	---	0.090	---	
			H	14.49	15.00	1.12	100%	N/A	---	---	---	---	
		Right Cheek	L	14.59	15.00	1.10	100%	N/A	---	---	---	---	
			M	14.51	15.00	1.12	100%	N/A	0.202	---	0.226	---	
			H	14.49	15.00	1.12	100%	N/A	---	---	---	---	
		Right tilt	L	14.59	15.00	1.10	100%	N/A	---	---	---	---	
			M	14.51	15.00	1.12	100%	N/A	0.149	---	0.167	---	
			H	14.49	15.00	1.12	100%	N/A	---	---	---	---	
		Body-worn	Back	L	14.59	15.00	1.10	100%	N/A	---	---	---	---
				M	14.51	15.00	1.12	100%	N/A	0.010	---	0.011	---
				H	14.49	15.00	1.12	100%	N/A	---	---	---	---
			Front	L	14.59	15.00	1.10	100%	N/A	---	---	---	---
				M	14.51	15.00	1.12	100%	N/A	0.042	---	0.047	---
				H	14.49	15.00	1.12	100%	N/A	---	---	---	---
	Hotspot	Back	L	14.59	15.00	1.10	100%	N/A	---	---	---	---	
			M	14.51	15.00	1.12	100%	N/A	0.010	---	0.011	---	
			H	14.49	15.00	1.12	100%	N/A	---	---	---	---	
		Front	L	14.59	15.00	1.10	100%	N/A	---	---	---	---	
			M	14.51	15.00	1.12	100%	N/A	0.042	---	0.047	---	
			H	14.49	15.00	1.12	100%	N/A	---	---	---	---	
		Top	L	14.59	15.00	1.10	100%	N/A	---	---	---	---	
			M	14.51	15.00	1.12	100%	N/A	0.041	---	0.046	---	
			H	14.49	15.00	1.12	100%	N/A	---	---	---	---	
		Bottom	L	14.59	15.00	1.10	100%	N/A	---	---	---	---	
			M	14.51	15.00	1.12	100%	N/A	---	---	0.000	---	
			H	14.49	15.00	1.12	100%	N/A	---	---	---	---	
		Left	L	14.59	15.00	1.10	100%	N/A	---	---	---	---	
			M	14.51	15.00	1.12	100%	N/A	0.050	---	0.056	---	
			H	14.49	15.00	1.12	100%	N/A	---	---	---	---	
		Right	L	14.59	15.00	1.10	100%	N/A	---	---	---	---	
			M	14.51	15.00	1.12	100%	N/A	0.010	---	0.011	---	
			H	14.49	15.00	1.12	100%	N/A	---	---	---	---	

NOTE: This project actually only supports MIMO (WLAN 2.4GHz/5GHz/6GHz/Bluetooth), and users can only use MIMO. Therefore, SAR testing was only conducted on MIMO (WLAN 2.4GHz/5GHz/6GHz/Bluetooth).

Test case				Meas power(dBm)	Tune-up (dBm)	Scaling factor	Duty cycle	Duty factor	Meas SAR(w/kg)		Report SAR(w/kg)		
WLAN5GHz UNII-1	Exposure condition	Position	Channel						First	Second	First	Second	
802.11n20	Head	Left Cheek	L	14.76	15.00	1.06	100%	N/A	---	---	---	---	
			M	14.70	15.00	1.07	100%	N/A	0.395	---	0.423	---	
			H	14.87	15.00	1.03	100%	N/A	---	---	---	---	
		Left tilt	L	14.76	15.00	1.06	100%	N/A	---	---	---	---	
			M	14.70	15.00	1.07	100%	N/A	0.165	---	0.177	---	
			H	14.87	15.00	1.03	100%	N/A	---	---	---	---	
		Right Cheek	L	14.76	15.00	1.06	100%	N/A	---	---	---	---	
			M	14.70	15.00	1.07	100%	N/A	0.324	---	0.347	---	
			H	14.87	15.00	1.03	100%	N/A	---	---	---	---	
		Right tilt	L	14.76	15.00	1.06	100%	N/A	---	---	---	---	
			M	14.70	15.00	1.07	100%	N/A	0.219	---	0.234	---	
			H	14.87	15.00	1.03	100%	N/A	---	---	---	---	
		Body-worn	Back	L	14.76	15.00	1.06	100%	N/A	---	---	---	---
				M	14.70	15.00	1.07	100%	N/A	0.072	---	0.077	---
				H	14.87	15.00	1.03	100%	N/A	---	---	---	---
			Front	L	14.76	15.00	1.06	100%	N/A	---	---	---	---
				M	14.70	15.00	1.07	100%	N/A	0.071	---	0.076	---
				H	14.87	15.00	1.03	100%	N/A	---	---	---	---

Test case				Meas power(dBm)	Tune-up (dBm)	Scaling factor	Duty cycle	Duty factor	Meas SAR(w/kg)		Report SAR(w/kg)	
WLAN5GHz UNII-2A	Exposure condition	Position	Channel						First	Second	First	Second
802.11n20	Head	Left Cheek	L	14.71	15.00	1.07	100%	N/A	---	---	---	---
			M	14.86	15.00	1.03	100%	N/A	0.260	---	0.268	---
			H	14.81	15.00	1.04	100%	N/A	---	---	---	---
		Left tilt	L	14.71	15.00	1.07	100%	N/A	---	---	---	---
			M	14.86	15.00	1.03	100%	N/A	0.132	---	0.136	---
			H	14.81	15.00	1.04	100%	N/A	---	---	---	---
		Right Cheek	L	14.71	15.00	1.07	100%	N/A	---	---	---	---
			M	14.86	15.00	1.03	100%	N/A	0.289	---	0.298	---
			H	14.81	15.00	1.04	100%	N/A	---	---	---	---
		Right tilt	L	14.71	15.00	1.07	100%	N/A	---	---	---	---
			M	14.86	15.00	1.03	100%	N/A	0.202	---	0.208	---
			H	14.81	15.00	1.04	100%	N/A	---	---	---	---
	Body-worn	Back	L	14.71	15.00	1.07	100%	N/A	---	---	---	---
			M	14.86	15.00	1.03	100%	N/A	0.079	---	0.081	---
			H	14.81	15.00	1.04	100%	N/A	---	---	---	---
		Front	L	14.71	15.00	1.07	100%	N/A	---	---	---	---
			M	14.86	15.00	1.03	100%	N/A	0.060	---	0.062	---
			H	14.81	15.00	1.04	100%	N/A	---	---	---	---

Test case				Meas power(dBm)	Tune-up (dBm)	Scaling factor	Duty cycle	Duty factor	Meas SAR(w/kg)		Report SAR(w/kg)	
WLAN5GHz UNII-2C	Exposure condition	Position	Channel						First	Second	First	Second
802.11ac VHT40	Head	Left Cheek	L	14.74	15.00	1.06	100%	N/A	---	---	---	---
			M	14.82	15.00	1.04	100%	N/A	0.212	---	0.220	---
			H	14.42	15.00	1.14	100%	N/A	---	---	---	---
		Left tilt	L	14.74	15.00	1.06	100%	N/A	---	---	---	---
			M	14.82	15.00	1.04	100%	N/A	0.118	---	0.123	---
			H	14.42	15.00	1.14	100%	N/A	---	---	---	---
		Right Cheek	L	14.74	15.00	1.06	100%	N/A	---	---	---	---
			M	14.82	15.00	1.04	100%	N/A	0.234	---	0.243	---
			H	14.42	15.00	1.14	100%	N/A	---	---	---	---
		Right tilt	L	14.74	15.00	1.06	100%	N/A	---	---	---	---
			M	14.82	15.00	1.04	100%	N/A	0.087	---	0.090	---
			H	14.42	15.00	1.14	100%	N/A	---	---	---	---
	Body-worn	Back	L	14.74	15.00	1.06	100%	N/A	---	---	---	---
			M	14.82	15.00	1.04	100%	N/A	0.075	---	0.078	---
			H	14.42	15.00	1.14	100%	N/A	---	---	---	---
		Front	L	14.74	15.00	1.06	100%	N/A	---	---	---	---
			M	14.82	15.00	1.04	100%	N/A	0.033	---	0.034	---
			H	14.42	15.00	1.14	100%	N/A	---	---	---	---

Test case				Meas power(dBm)	Tune-up (dBm)	Scaling factor	Duty cycle	Duty factor	Meas SAR(w/kg)		Report SAR(w/kg)	
WLAN5GHz UNII-3	Exposure condition	Position	Channel						First	Second	First	Second
802.11ac VHT20	Head	Left Cheek	L	14.52	15.00	1.12	100%	N/A	---	---	---	---
			M	14.66	15.00	1.08	100%	N/A	0.288	---	0.311	---
			H	14.50	15.00	1.12	100%	N/A	---	---	---	---
		Left tilt	L	14.52	15.00	1.12	100%	N/A	---	---	---	---
			M	14.66	15.00	1.08	100%	N/A	0.117	---	0.126	---
			H	14.50	15.00	1.12	100%	N/A	---	---	---	---
		Right Cheek	L	14.52	15.00	1.12	100%	N/A	---	---	---	---
			M	14.66	15.00	1.08	100%	N/A	0.199	---	0.215	---
			H	14.50	15.00	1.12	100%	N/A	---	---	---	---
		Right tilt	L	14.52	15.00	1.12	100%	N/A	---	---	---	---
			M	14.66	15.00	1.08	100%	N/A	0.124	---	0.134	---
			H	14.50	15.00	1.12	100%	N/A	---	---	---	---
	Body-worn	Back	L	14.52	15.00	1.12	100%	N/A	---	---	---	---
			M	14.66	15.00	1.08	100%	N/A	0.111	---	0.120	---
			H	14.50	15.00	1.12	100%	N/A	---	---	---	---
		Front	L	14.52	15.00	1.12	100%	N/A	---	---	---	---
			M	14.66	15.00	1.08	100%	N/A	0.073	---	0.079	---
			H	14.50	15.00	1.12	100%	N/A	---	---	---	---

Test case				Meas power(dBm)	Tune-up(dBm)	Scaling factor	Duty cycle	Duty factor	Meas SAR(w/kg)		Report SAR(w/kg)		APD(w/m2) worst	
WLAN6GHz UNII-5	Exposure condition	Position	Channel						First	Second	First	Second	worst	
802.11a	Head	Left Cheek	L<6GHz	14.00	15.00	1.26	100%	N/A	---	---	---	---	---	
			M>6GHz	14.37	15.00	1.16	100%	N/A	0.317	---	0.368	---	---	
			H>6GHz	14.79	15.00	1.05	100%	N/A	---	---	---	---	---	
		Left tilt	L<6GHz	14.00	15.00	1.26	100%	N/A	---	---	---	---	---	---
			M>6GHz	14.37	15.00	1.16	100%	N/A	0.113	---	0.131	---	---	
			H>6GHz	14.79	15.00	1.05	100%	N/A	---	---	---	---	---	
		Right Cheek	L<6GHz	14.00	15.00	1.26	100%	N/A	---	---	---	---	---	---
			M>6GHz	14.37	15.00	1.16	100%	N/A	0.436	---	0.506	---	3.20	
			H>6GHz	14.79	15.00	1.05	100%	N/A	---	---	---	---	---	
		Right tilt	L<6GHz	14.00	15.00	1.26	100%	N/A	---	---	---	---	---	---
			M>6GHz	14.37	15.00	1.16	100%	N/A	0.286	---	0.332	---	---	
			H>6GHz	14.79	15.00	1.05	100%	N/A	---	---	---	---	---	
802.11a	Body-worn	Back	L<6GHz	14.00	15.00	1.26	100%	N/A	---	---	---	---	---	
			M>6GHz	14.37	15.00	1.16	100%	N/A	0.158	---	0.183	---	---	
			H>6GHz	14.79	15.00	1.05	100%	N/A	---	---	---	---	---	
		Front	L<6GHz	14.00	15.00	1.26	100%	N/A	---	---	---	---	---	
			M>6GHz	14.37	15.00	1.16	100%	N/A	0.094	---	0.109	---	---	
			H>6GHz	14.79	15.00	1.05	100%	N/A	---	---	---	---	---	
802.11a	Hotspot	Back	L<6GHz	14.00	15.00	1.26	100%	N/A	---	---	---	---	---	
			M>6GHz	14.37	15.00	1.16	100%	N/A	0.158	---	0.183	---	---	
			H>6GHz	14.79	15.00	1.05	100%	N/A	---	---	---	---	---	
		Front	L<6GHz	14.00	15.00	1.26	100%	N/A	---	---	---	---	---	
			M>6GHz	14.37	15.00	1.16	100%	N/A	0.094	---	0.109	---	---	
			H>6GHz	14.79	15.00	1.05	100%	N/A	---	---	---	---	---	
		Top	L<6GHz	14.00	15.00	1.26	100%	N/A	---	---	---	---	---	
			M>6GHz	14.37	15.00	1.16	100%	N/A	0.077	---	0.089	---	---	
			H>6GHz	14.79	15.00	1.05	100%	N/A	---	---	---	---	---	
		Bottom	L<6GHz	14.00	15.00	1.26	100%	N/A	---	---	---	---	---	
			M>6GHz	14.37	15.00	1.16	100%	N/A	---	---	---	---	---	
			H>6GHz	14.79	15.00	1.05	100%	N/A	---	---	---	---	---	
		Left	L<6GHz	14.00	15.00	1.26	100%	N/A	---	---	---	---	---	
			M>6GHz	14.37	15.00	1.16	100%	N/A	0.095	---	0.110	---	---	
			H>6GHz	14.79	15.00	1.05	100%	N/A	---	---	---	---	---	
		Right	L<6GHz	14.00	15.00	1.26	100%	N/A	---	---	---	---	---	
			M>6GHz	14.37	15.00	1.16	100%	N/A	0.140	---	0.162	---	---	
			H>6GHz	14.79	15.00	1.05	100%	N/A	---	---	---	---	---	

7.3 Simultaneous Transmission SAR Analysis

7.3.1 ENDC

For EN-DC SAR, as the existing SAR test system cannot test the multiple different frequency bands at the same time, SRTC suggest “reported max + reported max” to evaluate the inter-band Uplink EN-DC SAR from standalone SAR test results of each LTE and NR EN-DC component band.

Exposure condition	Head			
Position	Left cheek	Left tilt	Right cheek	Right tilt
DC_66A_n5A	0.475	0.054	0.139	0.073
DC_66A_n41A	0.349	0.054	0.070	0.025

Exposure condition	Body worn	
Position	Back	Front
DC_66A_n5A	0.811	0.577
DC_66A_n41A	0.687	0.547

Exposure condition	Hotspot					
Position	Back	Front	Top	Bottom	Left	Right
DC_66A_n5A	0.658	0.428	---	0.718	0.295	0.207
DC_66A_n41A	0.534	0.398	---	0.761	0.147	0.115

7.3.2 Multi-TX SAR

SRTC use algebraic summation first, if the value exceed limit, then adopt field vector summation as final result as well as satisfy any pair SPLSR for 1g-SAR = $(SAR1 + SAR2)1.5/R_i \leq 0.04$ (rounded to two decimal digits), SPLSR for 10g-SAR = $(SAR1 + SAR2)1.5/R \leq 0.10$ (rounded to two decimal digits)

Exposure condition	Head			
	Left cheek	Left tilt	Right cheek	Right tilt
WWAN SISO1 Mode	GSM850	GSM850	GSM850	GSM850
WWAN SISO1 Value	0.655	0.072	0.128	0.097
WWAN_ENDC Mode	DC_66A_n5A	DC_66A_n5A	DC_66A_n5A	DC_66A_n5A
WWAN_ENDC Value	0.475	0.054	0.139	0.073
WWAN_MAX Mode	GSM850	GSM850	DC_66A_n5A	GSM850
WWAN_MAX Value	0.655	0.072	0.139	0.097
BT (SISO1+ SISO2)	0.172	0.093	0.158	0.120
WLAN2.4GHz MIMO	0.120	0.090	0.226	0.167
WLAN5GHz MIMO	0.423	0.177	0.347	0.234
WLAN6GHz MIMO	0.368	0.131	0.506	0.332
+BT (SISO1+ SISO2)	0.828	0.164	0.297	0.217
+WLAN2.4GHz MIMO	0.775	0.161	0.365	0.264
+WLAN5GHz MIMO	1.078	0.248	0.485	0.332
+WLAN6GHz MIMO	1.023	0.203	0.645	0.429
+BT +WLAN5GHz MIMO	1.250	0.341	0.643	0.451
+BT +WLAN6GHz MIMO	1.195	0.295	0.802	0.549
+WLAN2.4GHz MIMO+WLAN5GHz MIMO	1.198	0.338	0.712	0.498
+WLAN2.4GHz MIMO+WLAN6GHz MIMO	1.143	0.292	0.871	0.596
MAX Mode	GSM850+BT +WLAN5GHz MIMO	GSM850+BT +WLAN5GHz MIMO	DC_66A_n5A+ WLAN2.4GHz MIMO +WLAN6GHz MIMO	GSM850+ WLAN2.4GHz MIMO +WLAN6GHz MIMO
MAX Value	1.250	0.341	0.871	0.596

Exposure condition	Body worn	
	Back	Front
Position		
WWAN SISO1 Mode	WCDMA Band II	LTE Band7
WWAN SISO1 Value	0.654	0.461
WWAN_ENDC Mode	DC_66A_n5A	DC_66A_n5A
WWAN_ENDC Value	0.811	0.577
WWAN_MAX Mode	DC_66A_n5A	DC_66A_n5A
WWAN_MAX Value	0.811	0.577
BT (SISO1+ SISO2)	0.026	0.026
WLAN2.4GHz MIMO	0.011	0.047
WLAN5GHz MIMO	0.120	0.079
WLAN6GHz MIMO	0.183	0.109
+BT (SISO1+ SISO2)	0.837	0.602
+WLAN2.4GHz MIMO	0.822	0.624
+WLAN5GHz MIMO	0.931	0.655
+WLAN6GHz MIMO	0.994	0.686
+BT +WLAN5GHz MIMO	0.957	0.681
+BT +WLAN6GHz MIMO	1.020	0.711
+WALN2.4GHz MIMO+WLAN5GHz MIMO	0.942	0.703
+WALN2.4GHz MIMO+WLAN6GHz MIMO	1.005	0.733
MAX Mode	DC_66A_n5A+BT +WLAN6GHz MIMO	DC_66A_n5A+ WALN2.4GHz MIMO +WLAN6GHz MIMO
MAX Value	1.020	0.733

Exposure condition	Hotspot					
	Back	Front	Top	Bottom	Left	Right
Position						
WWAN SISO1 Mode	GSM850	GSM850	---	WCDMA Band II	LTE Band2	GSM850
WWAN SISO1 Value	0.611	0.320	---	0.704	0.185	0.160
WWAN_ENDC Mode	DC_66A_n5A	DC_66A_n5A	---	DC_66A_n41A	DC_66A_n5A	DC_66A_n5A
WWAN_ENDC Value	0.658	0.428	---	0.761	0.295	0.207
WWAN_MAX Mode	DC_66A_n5A	DC_66A_n5A	---	DC_66A_n41A	DC_66A_n5A	DC_66A_n5A
WWAN_MAX Value	0.658	0.428	---	0.761	0.295	0.207
BT (SISO1+ SISO2)	0.026	0.026	0.026	---	0.026	0.026
WLAN2.4GHz MIMO	0.011	0.047	0.046	---	0.056	0.011
WLAN5GHz MIMO	---	---	---	---	---	---
WLAN6GHz MIMO	0.183	0.109	0.089	---	0.110	0.162
+BT (SISO1+ SISO2)	0.684	0.454	0.026	0.761	0.321	0.233
+WLAN2.4GHz MIMO	0.670	0.475	0.046	0.761	0.351	0.218
+WLAN5GHz MIMO	0.658	0.428	---	0.761	0.295	0.207
+WLAN6GHz MIMO	0.842	0.537	0.089	0.761	0.405	0.370
+BT +WLAN5GHz MIMO	0.684	0.454	0.026	0.761	0.321	0.233
+BT +WLAN6GHz MIMO	0.867	0.563	0.115	0.761	0.431	0.395
+WALN2.4GHz MIMO+WLAN5GHz MIMO	0.670	0.475	0.046	0.761	0.351	0.218
+WALN2.4GHz MIMO+WLAN6GHz MIMO	0.853	0.584	0.135	0.761	0.461	0.381
MAX Mode	DC_66A_n5A+BT +WLAN6GHz MIMO	DC_66A_n5A+ WALN2.4GHz MIMO +WLAN6GHz MIMO	WALN2.4GHz MIMO +WLAN6GHz MIMO	DC_66A_n41A	DC_66A_n5A+ WALN2.4GHz MIMO +WLAN6GHz MIMO	DC_66A_n5A+BT +WLAN6GHz MIMO
MAX Value	0.867	0.584	0.135	0.761	0.461	0.395

8 MEASUREMENT UNCERTAINTY

Uncertainty Budget								
(Frequency band: 300 MHz–10 GHz range)								
Symbol	Error Description	Uncert. value	Prob. Dist.	Div.	(c_i) (1 g)	(c_i) (10 g)	Std. Unc. (1 g)	Std. Unc. (10 g)
Measurement System Errors								
CF	Probe Calibration	±18.6%	N	2	1	1	±9.3%	±9.3%
CF _{drift}	Probe Calibration Drift	±1.7%	R	$\sqrt{3}$	1	1	±0.98%	±0.98%
LIN	Probe Linearity	±4.7%	R	$\sqrt{3}$	1	1	±2.71%	±2.71%
BBS	Broadband Signal	±2.8%	R	$\sqrt{3}$	1	1	±1.62%	±1.62%
ISO	Probe Isotropy (axial)	±9.6%	R	$\sqrt{3}$	1	1	±5.54%	±5.54%
DAE	Other Probe+Electronic	±2.4%	N	1	1	1	±2.4%	±2.4%
AMB	RF Ambient	±0.0%	N	1	1	1	±0.0%	±0.0%
Δ_{sys}	Probe Positioning	±0.005mm	N	1	0.5	0.5	±0.25%	±0.25%
DAT	Data Processing	±4.0%	N	1	1	1	±4.0%	±4.0%
Phantom and Device Errors								
LIQ(σ)	Conductivity (meas.) ^{DAK}	±3.0%	N	1	0.78	0.71	±2.34%	±2.13%
LIQ(T_σ)	Conductivity (temp.) ^{BB}	±2.43%	R	$\sqrt{3}$	0.78	0.71	±1.09%	±1.00%
EPS	Phantom Permittivity	±14.0%	R	$\sqrt{3}$	0.5	0.5	±4.04%	±4.04%
DIS	Distance DUT – TSL	±2.6%	N	1	2	2	±1.30%	±1.30%
D _{xyz}	Device Positioning	±0.9%	N	1	1	1	±0.9%	±0.9%
H	Device Holder	±2.8%	N	1	1	1	±2.8%	±2.8%
MOD	DUT Modulation	±2.4%	R	$\sqrt{3}$	1	1	±1.39%	±1.39%
TAS	Time-average SAR	±1.73%	R	$\sqrt{3}$	1	1	±1.00%	±1.00%
RF _{drift}	DUT drift	±1.78%	N	1	1	1	±1.78%	±1.78%
VAL	Validation antenna	±3.2%	N	1	1	1	±3.2%	±3.2%
P _{in}	Accepted power	±2.0%	N	1	1	1	±2.0%	±2.0%
Correction to the SAR results								
C(ϵ, σ)	Deviation to Target	±1.9%	N	1	1	0.84	±1.9%	±1.60%
C(R)	SAR scaling ^p	±0%	R	$\sqrt{3}$	1	1	±0%	±0%
u(Δ SAR)	Combined Uncertainty						14.39	14.32
U	Expanded Uncertainty						28.78	28.64

Note: SRTC evaluate the components of uncertainty periodically to make sure there is no influence on SAR result.

9 TEST EQUIPMENTS

The measurements were performed using an automated near-field scanning system, DASYS, manufactured by Schmid & Partner Engineering AG (SPEAG) in Switzerland, all the components and supplement devices listed below.

Test Equipment	Model	Serial Number	Calibration date	Calibration due data
DAE	DAE4	546	2022/09/15	2023/09/14
Dosimetric E-field Probe	EX3DV4	3708	2022/10/28	2023/10/27
Dipole Validation Kit	D450V2	1024	2020/10/26	2023/10/25
Dipole Validation Kit	D750V3	1101	2020/10/16	2023/10/15
Dipole Validation Kit	D835V2	4d023	2020/10/16	2023/10/15
Dipole Validation Kit	D900V2	171	2020/09/17	2023/09/16
Dipole Validation Kit	D1450V2	1065	2020/10/16	2023/10/15
Dipole Validation Kit	D1800V2	2d084	2020/09/18	2023/09/17
Dipole Validation Kit	D2000V2	1009	2020/10/14	2023/10/13
Dipole Validation Kit	D2450V2	738	2020/10/13	2023/10/12
Dipole Validation Kit	D2600V2	1166	2022/10/19	2025/10/18
Dipole Validation Kit	D3300V2	1014	2022/10/19	2025/10/18
Dipole Validation Kit	D3500V2	1090	2022/10/20	2025/10/19
Dipole Validation Kit	D3700V2	1058	2022/10/19	2025/10/18
Dipole Validation Kit	D3900V2	1033	2022/10/21	2025/10/20
Dipole Validation Kit	D4200V2	1013	2022/10/19	2025/10/18
Dipole Validation Kit	D4600V2	1033	2022/10/20	2025/10/19
Dipole Validation Kit	D4900V2	1025	2022/10/21	2025/10/20
Dipole Validation Kit	D5GHzV2	1079	2020/10/10	2023/10/09
Dipole Validation Kit	D6GHzV2	1055	2021/11/29	2024/11/28

Note: Longer calibration intervals of up to **3 years is acceptable** when it is demonstrated that the SAR target, impedance and return loss of a dipole have remain stable.

Test Equipment	Model	Serial Number	Calibration date	Calibration due data
Signal Generator	E4438C	MY45090847	2023/03/20	2024/03/19
Power meter	E4417A	MY45101004	2022/08/25	2023/08/24
Power Sensor	E9300B	MY41496001	2022/08/25	2023/08/24
Power Sensor	E9300B	MY41496003	2022/08/25	2023/08/24
Vector Network Analyzer	VNA R140	0011213	2022/10/24	2023/10/23
Dielectric Parameter Probe	DAKS-3.5	1042	2022/10/24	2023/10/23
Communication Tester	E5515C	MY48367401	2022/08/16	2023/08/15
Communication Tester	CMW500	161702	2023/03/06	2024/03/05
Communication Tester	MT8820C	6201300660	2022/06/28	2023/06/27
Communication Tester	SP9500	20334	2022/03/21	2023/03/20

Software	Version
DASY5	52.10.4.1527
DASY6	16.0.0.116
SEMCAD X	14.6.14
DAK	3.0.4.1

SAR Target: Refers to system check, measured SAR (1g and 10g) deviates from the Target SAR value of calibration report within 10%.

Impedance and Return loss measured by Network analyzer: The most recent measurement of the real or imaginary parts of the impedance deviates within 5 Ω from the previous measurement. The most recent return-loss result deviates within 20% from the previous measurement. (Target from the last calibration report, Return loss<20db)

Dipole450 TSL Parameters		
(feed point 450MHz)		
Parameters	Measured data	Target (Ref. Value)
Impedance	56.1Ω+6.06jΩ	55.5Ω+6.40jΩ
Return loss	-21.6 dB	-21.9 dB
Dipole750 TSL Parameters		
(feed point 750MHz)		
Parameters	Measured data	Target (Ref. Value)
Impedance	53.9Ω-2.02jΩ	53.7Ω-1.63jΩ
Return loss	-27.5 dB	-28.2dB
Dipole835 TSL Parameters		
(feed point 835MHz)		
Parameters	Measured data	Target (Ref. Value)
Impedance	53.4Ω-3.16jΩ	52.6Ω-2.37jΩ
Return loss	-30.1 dB	-29.3dB
Dipole900 TSL Parameters		
(feed point 900MHz)		
Parameters	Measured data	Target (Ref. Value)
Impedance	50.6Ω-5.24jΩ	49.1Ω-6.69jΩ
Return loss	-23.8 dB	-23.4dB
Dipole1450 TSL Parameters		
(feed point 1450MHz)		
Parameters	Measured data	Target (Ref. Value)
Impedance	53.7Ω-2.95jΩ	52.4Ω-1.35jΩ
Return loss	-32.1 dB	-31.5dB
Dipole1800 TSL Parameters		
(feed point 1800MHz)		
Parameters	Measured data	Target (Ref. Value)
Impedance	47.8Ω-3.06jΩ	48.9Ω-2.71jΩ
Return loss	-31.3 dB	-30.6dB
Dipole2000 TSL Parameters		
(feed point 2000MHz)		
Parameters	Measured data	Target (Ref. Value)
Impedance	51.1Ω-3.37jΩ	49.4Ω-2.46jΩ
Return loss	-30.6 dB	-31.9dB
Dipole2450 TSL Parameters		
(feed point 2450MHz)		
Parameters	Measured data	Target (Ref. Value)
Impedance	54.2Ω+5.98jΩ	53.3Ω+6.38jΩ
Return loss	-22.9 dB	-23.1dB
Dipole2600 TSL Parameters		
(feed point 2600MHz)		
Parameters	Measured data	Target (Ref. Value)
Impedance	48.4Ω-6.71jΩ	47.9Ω-7.80jΩ
Return loss	-22.5 dB	-21.7dB
Dipole3300 TSL Parameters		
(feed point 3300MHz)		
Parameters	Measured data	Target (Ref. Value)
Impedance	54.2Ω-6.1jΩ	54.7Ω-6.3jΩ

Return loss	-23.1dB	-22.5dB
Dipole3500 TSL Parameters		
(feed point 3500MHz)		
Parameters	Measured data	Target (Ref. Value)
Impedance	53.3Ω+4.48jΩ	52.6Ω+3.5jΩ
Return loss	-29.1 dB	-27.4dB
Dipole3700 TSL Parameters		
(feed point 3700MHz)		
Parameters	Measured data	Target (Ref. Value)
Impedance	47.6Ω+1.99jΩ	48.3Ω+1.1jΩ
Return loss	-34.5 dB	-33.6dB
Dipole3900 TSL Parameters		
(feed point 3900MHz)		
Parameters	Measured data	Target (Ref. Value)
Impedance	50.1Ω-5.48jΩ	48.3Ω-4.9jΩ
Return loss	-26.7 dB	-25.6dB
(feed point 4100MHz)		
Parameters	Measured data	Target (Ref. Value)
Impedance	57.6Ω-1.70jΩ	59.0Ω-0.8jΩ
Return loss	-20.8 dB	-21.6dB
Dipole4200 TSL Parameters		
(feed point 4300MHz)		
Parameters	Measured data	Target (Ref. Value)
Impedance	53.9Ω-1.52jΩ	52.1Ω-1.6jΩ
Return loss	-33.5 dB	-31.7dB
Dipole4600 TSL Parameters		
(feed point 4500MHz)		
Parameters	Measured data	Target (Ref. Value)
Impedance	46.9Ω-5.14jΩ	46.4Ω-4.5jΩ
Return loss	-25.2 dB	-24.5dB
(feed point 4700MHz)		
Parameters	Measured data	Target (Ref. Value)
Impedance	54.8Ω-2.91jΩ	55.9Ω-3.20jΩ
Return loss	-25.4 dB	-24.0dB
Dipole4900 TSL Parameters		
(feed point 4900MHz)		
Parameters	Measured data	Target (Ref. Value)
Impedance	51.8Ω-4.40jΩ	50.6Ω-5.2jΩ
Return loss	-26.9 dB	-25.7dB
Dipole5GHz TSL Parameters		
(feed point 5200MHz)		
Parameters	Measured data	Target (Ref. Value)
Impedance	51.2Ω-11.89jΩ	50.2Ω-10.0jΩ
Return loss	-21.2 dB	-20.0dB
(feed point 5300MHz)		
Parameters	Measured data	Target (Ref. Value)
Impedance	49.0Ω-6.40jΩ	47.2Ω-7.33jΩ
Return loss	-22.4 dB	-21.9dB
(feed point 5500MHz)		
Parameters	Measured data	Target (Ref. Value)
Impedance	51.6Ω-6.61jΩ	52.0Ω-7.96jΩ
Return loss	-22.2 dB	-21.9dB
(feed point 5600MHz)		
Parameters	Measured data	Target (Ref. Value)
Impedance	53.6Ω-4.31jΩ	55.7Ω-3.78jΩ
Return loss	-23.1 dB	-23.8dB
(feed point 5800MHz)		

Parameters	Measured data	Target (Ref. Value)
Impedance	51.8Ω-6.96jΩ	53.7Ω-5.87jΩ
Return loss	-22.9 dB	-23.5dB
Dipole6500 TSL Parameters		
(feed point 6500MHz)		
Parameters	Measured data	Target (Ref. Value)
Impedance	52.3Ω-3.6jΩ	51.1Ω-2.2jΩ
Return loss	-31.1 dB	-32.3dB