

Annex A. Plots of System Verification

The plots for system verification are shown as follows.

Plots of System Verification

Test Laboratory: Bureau Veritas ADT SAR/HAC Testing Lab

Date: 2022/07/18

S01 System Check_H835_220718

DUT: Dipole 835 MHz; Type: D835V2; SN: 4d121

Communication System: UID 0, CW; Frequency: 835 MHz; Duty Cycle: 1:1

Medium: H07T10N1_0718 Medium parameters used: $f = 835$ MHz; $\sigma = 0.929$ S/m; $\epsilon_r = 40.539$; $\rho = 1000$ kg/m³

Ambient Temperature : 23.5 °C ; Liquid Temperature : 23.3 °C

DASY5 Configuration:

- Probe: EX3DV4 - SN3650; ConvF(9.76, 9.76, 9.76) @ 835 MHz; Calibrated: 2022/03/24
- Sensor-Surface: 1.4mm (Mechanical Surface Detection)
- Electronics: DAE4 Sn861; Calibrated: 2022/03/23
- Phantom: SAM Phantom_1985; Type: QD 000 P41 AA;
- Measurement SW: DASY52, Version 52.10 (4); SEMCAD X Version 14.6.14 (7501)

Pin=50mW/Area Scan (61x61x1): Interpolated grid: $dx=1.500$ mm, $dy=1.500$ mm
Maximum value of SAR (interpolated) = 0.640 W/kg

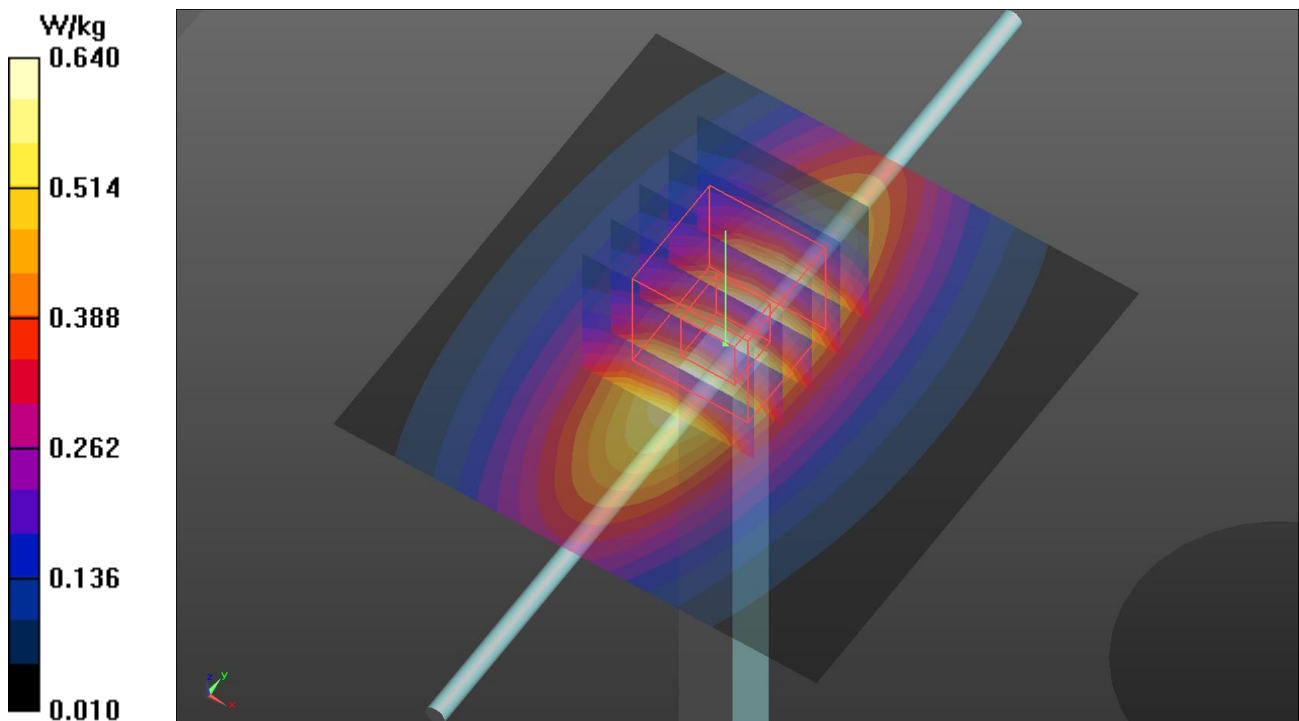
Pin=50mW/Zoom Scan (5x5x7)/Cube 0: Measurement grid: $dx=8$ mm, $dy=8$ mm, $dz=5$ mm

Reference Value = 27.39 V/m; Power Drift = 0.03 dB

Peak SAR (extrapolated) = 0.725 W/kg

SAR(1 g) = 0.475 W/kg; SAR(10 g) = 0.313 W/kg (SAR corrected for target medium)

Maximum value of SAR (measured) = 0.647 W/kg



Plots of System Verification

Test Laboratory: Bureau Veritas ADT SAR/HAC Testing Lab

Date: 2022/07/18

S02 System Check_H1900_220718

DUT: Dipole 1900 MHz; Type: D1900V2; SN: 5d036

Communication System: UID 0, CW; Frequency: 1900 MHz; Duty Cycle: 1:1

Medium: H16T20N1_0718 Medium parameters used: $f = 1900$ MHz; $\sigma = 1.46$ S/m; $\epsilon_r = 38.643$; $\rho = 1000$ kg/m³

Ambient Temperature : 23.5 °C ; Liquid Temperature : 23.3 °C

DASY5 Configuration:

- Probe: EX3DV4 - SN3650; ConvF(8.18, 8.18, 8.18) @ 1900 MHz; Calibrated: 2022/03/24
- Sensor-Surface: 1.4mm (Mechanical Surface Detection)
- Electronics: DAE4 Sn861; Calibrated: 2022/03/23
- Phantom: SAM Phantom_1985; Type: QD 000 P41 AA;
- Measurement SW: DASY52, Version 52.10 (4); SEMCAD X Version 14.6.14 (7501)

Pin=50mW/Area Scan (61x61x1): Interpolated grid: dx=1.500 mm, dy=1.500 mm

Maximum value of SAR (interpolated) = 3.13 W/kg

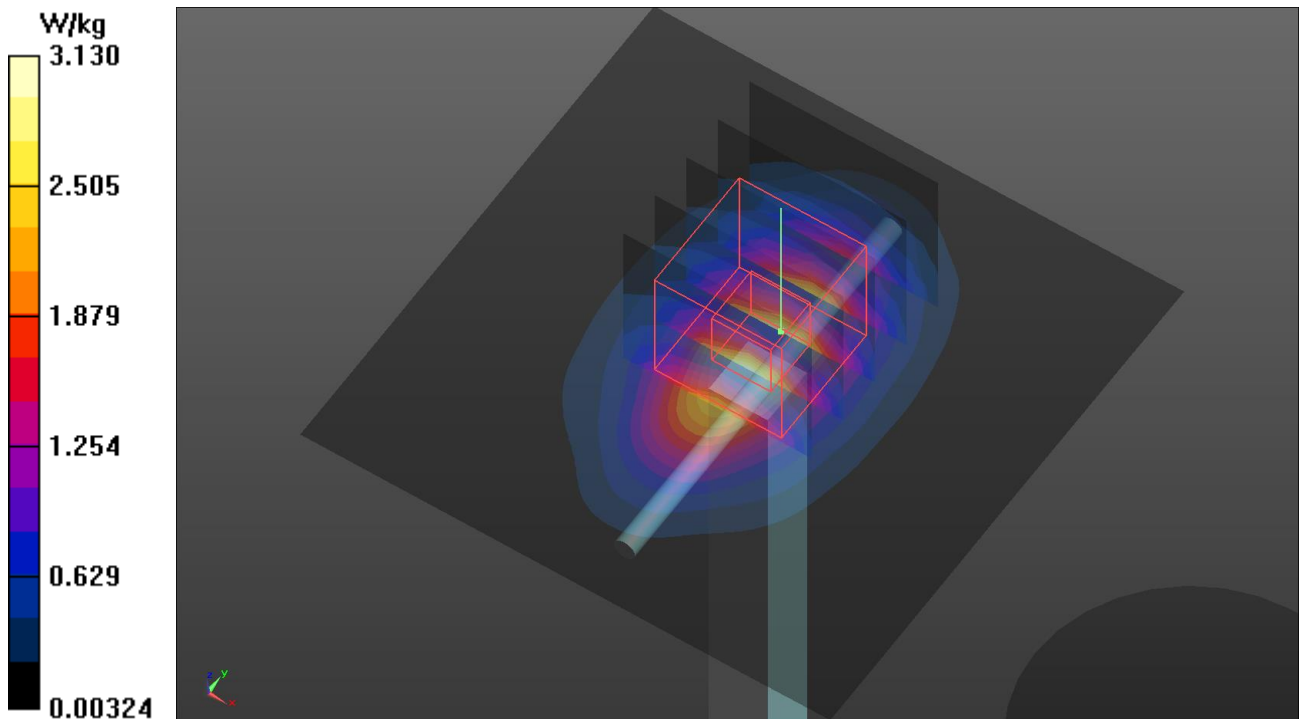
Pin=50mW/Zoom Scan (5x5x7)/Cube 0: Measurement grid: dx=8mm, dy=8mm, dz=5mm

Reference Value = 46.39 V/m; Power Drift = -0.06 dB

Peak SAR (extrapolated) = 3.69 W/kg

SAR(1 g) = 1.91 W/kg; SAR(10 g) = 1.01 W/kg (SAR corrected for target medium)

Maximum value of SAR (measured) = 3.04 W/kg



Plots of System Verification

Test Laboratory: Bureau Veritas ADT SAR/HAC Testing Lab

Date: 2022/07/18

S03 System Check_H1900_220718

DUT: Dipole 1900 MHz; Type: D1900V2; SN: 5d036

Communication System: UID 0, CW; Frequency: 1900 MHz; Duty Cycle: 1:1

Medium: H16T20N1_0718 Medium parameters used: $f = 1900$ MHz; $\sigma = 1.46$ S/m; $\epsilon_r = 38.643$; $\rho = 1000$ kg/m³

Ambient Temperature : 23.5 °C ; Liquid Temperature : 23.3 °C

DASY5 Configuration:

- Probe: EX3DV4 - SN3650; ConvF(8.18, 8.18, 8.18) @ 1900 MHz; Calibrated: 2022/03/24
- Sensor-Surface: 1.4mm (Mechanical Surface Detection)
- Electronics: DAE4 Sn861; Calibrated: 2022/03/23
- Phantom: SAM Phantom_1985; Type: QD 000 P41 AA;
- Measurement SW: DASY52, Version 52.10 (4); SEMCAD X Version 14.6.14 (7501)

Pin=50mW/Area Scan (61x61x1): Interpolated grid: dx=1.500 mm, dy=1.500 mm

Maximum value of SAR (interpolated) = 3.13 W/kg

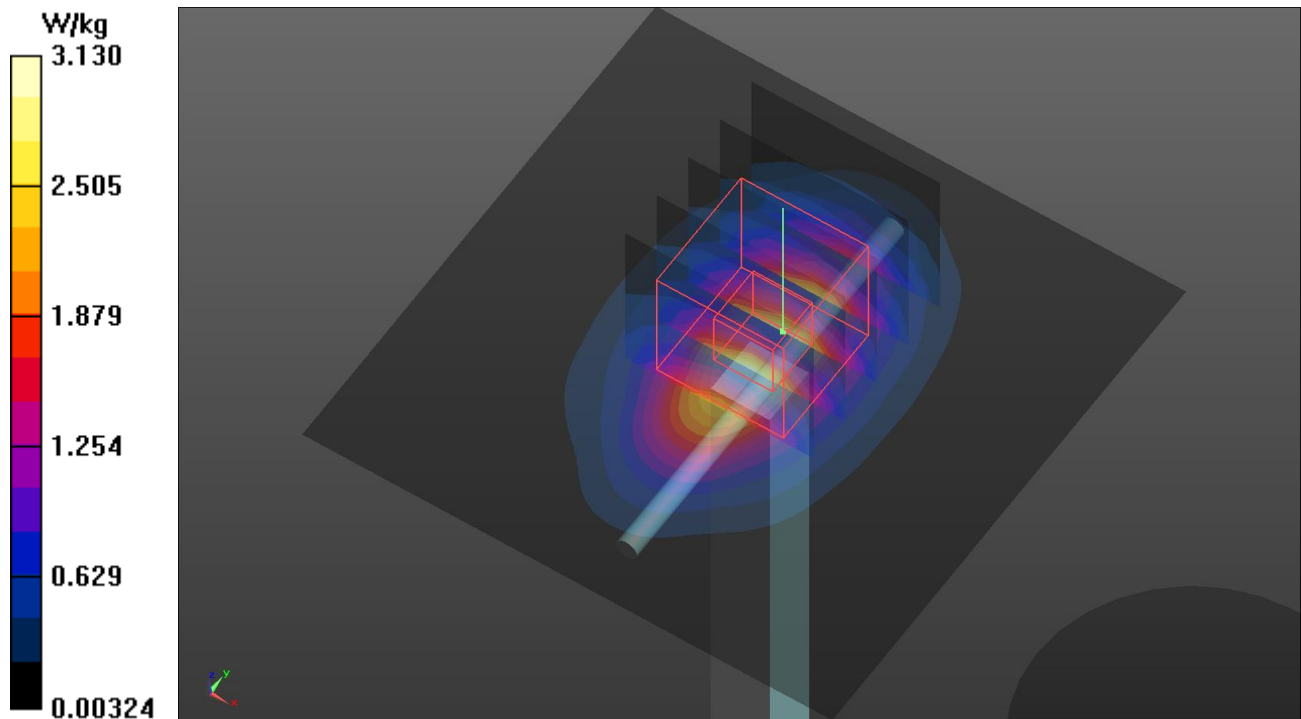
Pin=50mW/Zoom Scan (5x5x7)/Cube 0: Measurement grid: dx=8mm, dy=8mm, dz=5mm

Reference Value = 46.39 V/m; Power Drift = -0.06 dB

Peak SAR (extrapolated) = 3.69 W/kg

SAR(1 g) = 1.91 W/kg; SAR(10 g) = 1.01 W/kg (SAR corrected for target medium)

Maximum value of SAR (measured) = 3.04 W/kg



Plots of System Verification

Test Laboratory: Bureau Veritas ADT SAR/HAC Testing Lab

Date: 2022/07/18

S04 System Check_H1750_220718

DUT: Dipole 1750 MHz; Type: D1750V2; SN: 1055

Communication System: UID 0, CW; Frequency: 1750 MHz; Duty Cycle: 1:1

Medium: H16T20N1_0718 Medium parameters used: $f = 1750$ MHz; $\sigma = 1.369$ S/m; $\epsilon_r = 38.909$; $\rho = 1000$ kg/m³

Ambient Temperature : 23.5 °C ; Liquid Temperature : 23.3 °C

DASY5 Configuration:

- Probe: EX3DV4 - SN3650; ConvF(8.5, 8.5, 8.5) @ 1750 MHz; Calibrated: 2022/03/24
- Sensor-Surface: 1.4mm (Mechanical Surface Detection)
- Electronics: DAE4 Sn861; Calibrated: 2022/03/23
- Phantom: SAM Phantom_1985; Type: QD 000 P41 AA;
- Measurement SW: DASY52, Version 52.10 (4); SEMCAD X Version 14.6.14 (7501)

Pin=50mW/Area Scan (61x61x1): Interpolated grid: dx=1.500 mm, dy=1.500 mm

Maximum value of SAR (interpolated) = 2.77 W/kg

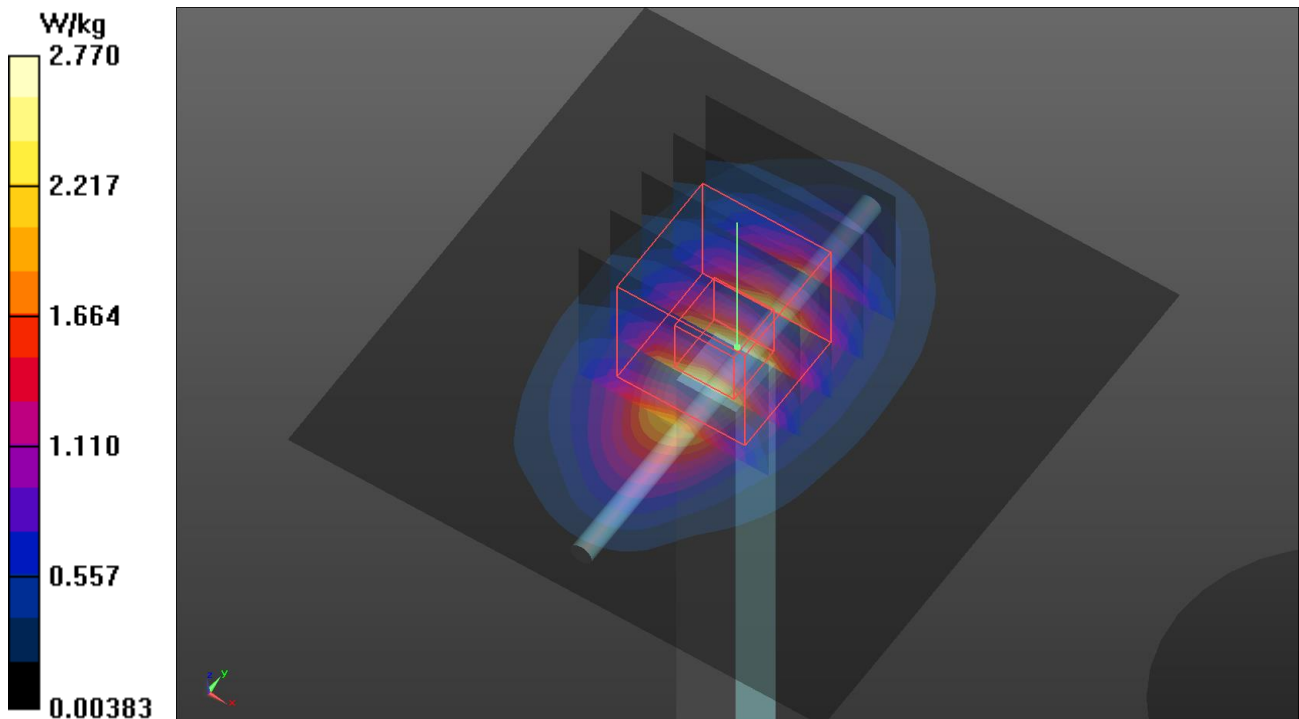
Pin=50mW/Zoom Scan (5x5x7)/Cube 0: Measurement grid: dx=8mm, dy=8mm, dz=5mm

Reference Value = 46.05 V/m; Power Drift = 0.09 dB

Peak SAR (extrapolated) = 3.30 W/kg

SAR(1 g) = 1.81 W/kg; SAR(10 g) = 0.960 W/kg (SAR corrected for target medium)

Maximum value of SAR (measured) = 2.78 W/kg



Plots of System Verification

Test Laboratory: Bureau Veritas ADT SAR/HAC Testing Lab

Date: 2022/07/18

S05 System Check_H835_220718

DUT: Dipole 835 MHz; Type: D835V2; SN: 4d121

Communication System: UID 0, CW; Frequency: 835 MHz; Duty Cycle: 1:1

Medium: H07T10N1_0718 Medium parameters used: $f = 835$ MHz; $\sigma = 0.929$ S/m; $\epsilon_r = 40.539$; $\rho = 1000$ kg/m³

Ambient Temperature : 23.5 °C ; Liquid Temperature : 23.3 °C

DASY5 Configuration:

- Probe: EX3DV4 - SN3650; ConvF(9.76, 9.76, 9.76) @ 835 MHz; Calibrated: 2022/03/24
- Sensor-Surface: 1.4mm (Mechanical Surface Detection)
- Electronics: DAE4 Sn861; Calibrated: 2022/03/23
- Phantom: SAM Phantom_1985; Type: QD 000 P41 AA;
- Measurement SW: DASY52, Version 52.10 (4); SEMCAD X Version 14.6.14 (7501)

Pin=50mW/Area Scan (61x61x1): Interpolated grid: $dx=1.500$ mm, $dy=1.500$ mm
Maximum value of SAR (interpolated) = 0.640 W/kg

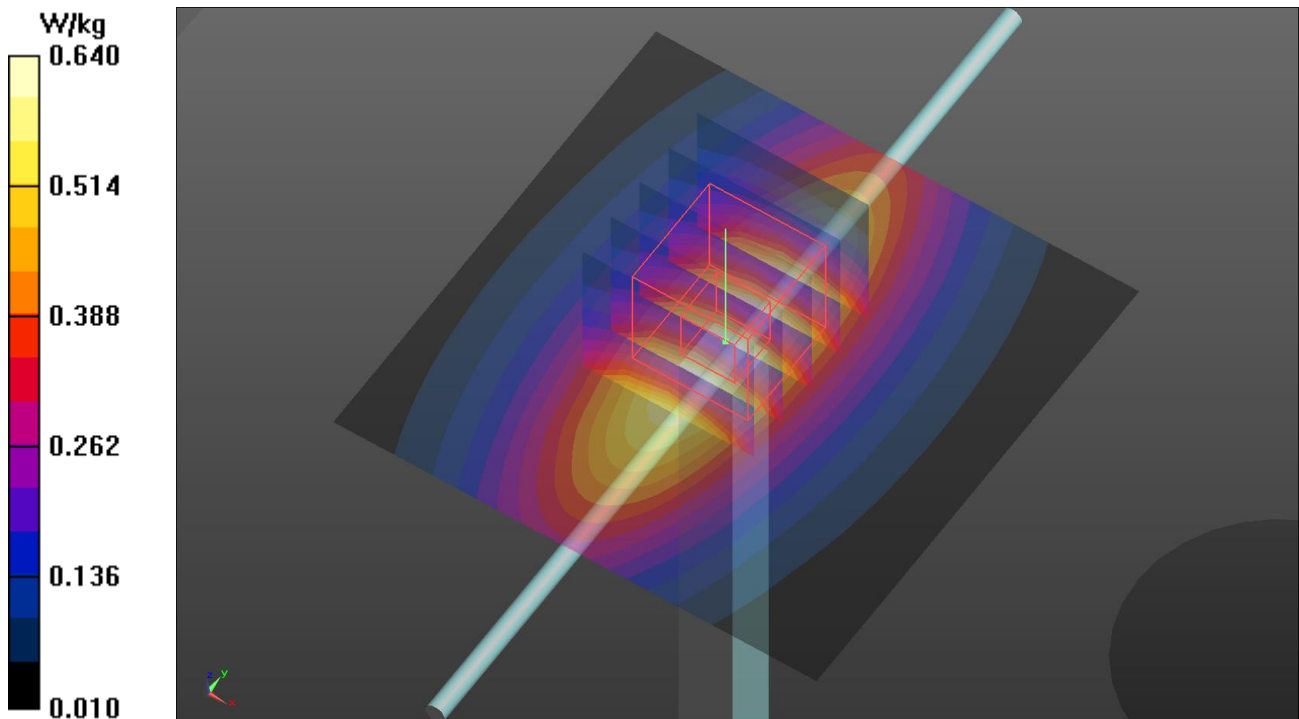
Pin=50mW/Zoom Scan (5x5x7)/Cube 0: Measurement grid: $dx=8$ mm, $dy=8$ mm, $dz=5$ mm

Reference Value = 27.39 V/m; Power Drift = 0.03 dB

Peak SAR (extrapolated) = 0.725 W/kg

SAR(1 g) = 0.475 W/kg; SAR(10 g) = 0.313 W/kg (SAR corrected for target medium)

Maximum value of SAR (measured) = 0.647 W/kg



Plots of System Verification

Test Laboratory: Bureau Veritas ADT SAR/HAC Testing Lab

Date: 2022/07/18

S06 System Check_H1900_220718

DUT: Dipole 1900 MHz; Type: D1900V2; SN: 5d036

Communication System: UID 0, CW; Frequency: 1900 MHz; Duty Cycle: 1:1

Medium: H16T20N1_0718 Medium parameters used: $f = 1900$ MHz; $\sigma = 1.46$ S/m; $\epsilon_r = 38.643$; $\rho = 1000$ kg/m³

Ambient Temperature : 23.5 °C ; Liquid Temperature : 23.3 °C

DASY5 Configuration:

- Probe: EX3DV4 - SN3650; ConvF(8.18, 8.18, 8.18) @ 1900 MHz; Calibrated: 2022/03/24
- Sensor-Surface: 1.4mm (Mechanical Surface Detection)
- Electronics: DAE4 Sn861; Calibrated: 2022/03/23
- Phantom: SAM Phantom_1985; Type: QD 000 P41 AA;
- Measurement SW: DASY52, Version 52.10 (4); SEMCAD X Version 14.6.14 (7501)

Pin=50mW/Area Scan (61x61x1): Interpolated grid: dx=1.500 mm, dy=1.500 mm

Maximum value of SAR (interpolated) = 3.13 W/kg

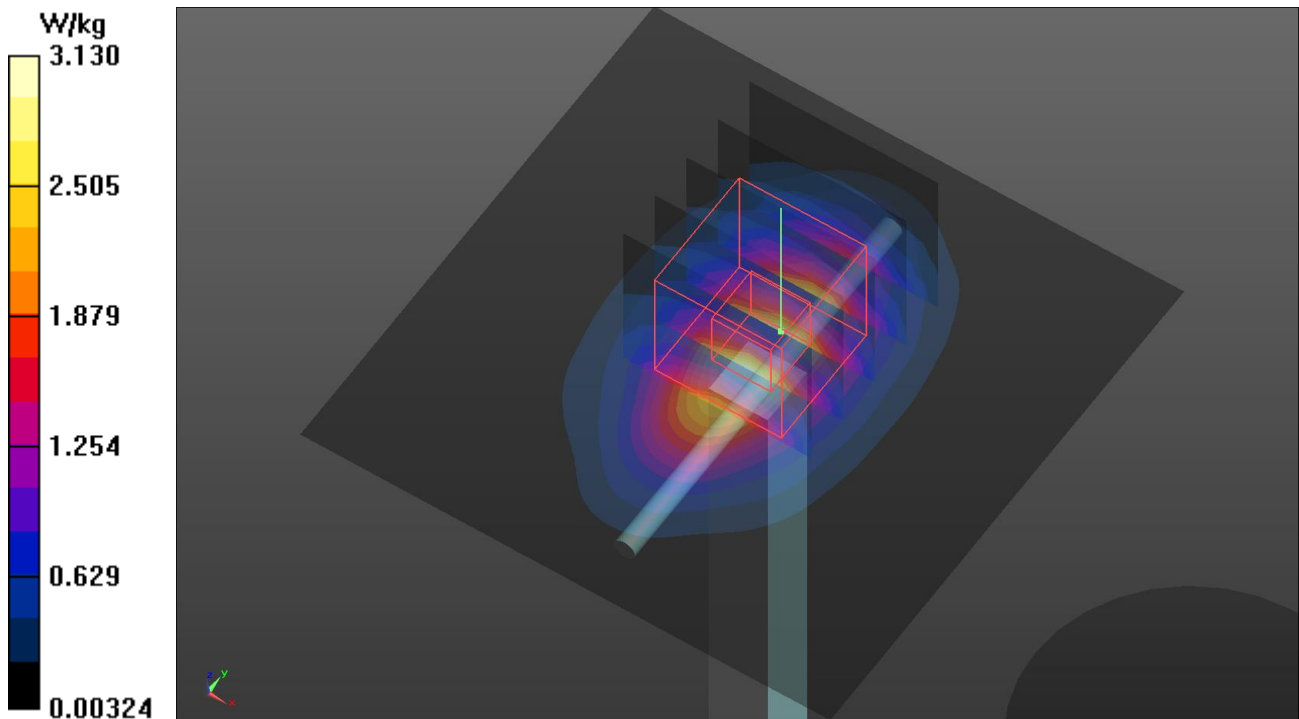
Pin=50mW/Zoom Scan (5x5x7)/Cube 0: Measurement grid: dx=8mm, dy=8mm, dz=5mm

Reference Value = 46.39 V/m; Power Drift = -0.06 dB

Peak SAR (extrapolated) = 3.69 W/kg

SAR(1 g) = 1.91 W/kg; SAR(10 g) = 1.01 W/kg (SAR corrected for target medium)

Maximum value of SAR (measured) = 3.04 W/kg



Plots of System Verification

Test Laboratory: Bureau Veritas ADT SAR/HAC Testing Lab

Date: 2022/07/18

S07 System Check_H1750_220718

DUT: Dipole 1750 MHz; Type: D1750V2; SN: 1055

Communication System: UID 0, CW; Frequency: 1750 MHz; Duty Cycle: 1:1

Medium: H16T20N1_0718 Medium parameters used: $f = 1750$ MHz; $\sigma = 1.369$ S/m; $\epsilon_r = 38.909$; $\rho = 1000$ kg/m³

Ambient Temperature : 23.5 °C ; Liquid Temperature : 23.3 °C

DASY5 Configuration:

- Probe: EX3DV4 - SN3650; ConvF(8.5, 8.5, 8.5) @ 1750 MHz; Calibrated: 2022/03/24
- Sensor-Surface: 1.4mm (Mechanical Surface Detection)
- Electronics: DAE4 Sn861; Calibrated: 2022/03/23
- Phantom: SAM Phantom_1985; Type: QD 000 P41 AA;
- Measurement SW: DASY52, Version 52.10 (4); SEMCAD X Version 14.6.14 (7501)

Pin=50mW/Area Scan (61x61x1): Interpolated grid: dx=1.500 mm, dy=1.500 mm

Maximum value of SAR (interpolated) = 2.77 W/kg

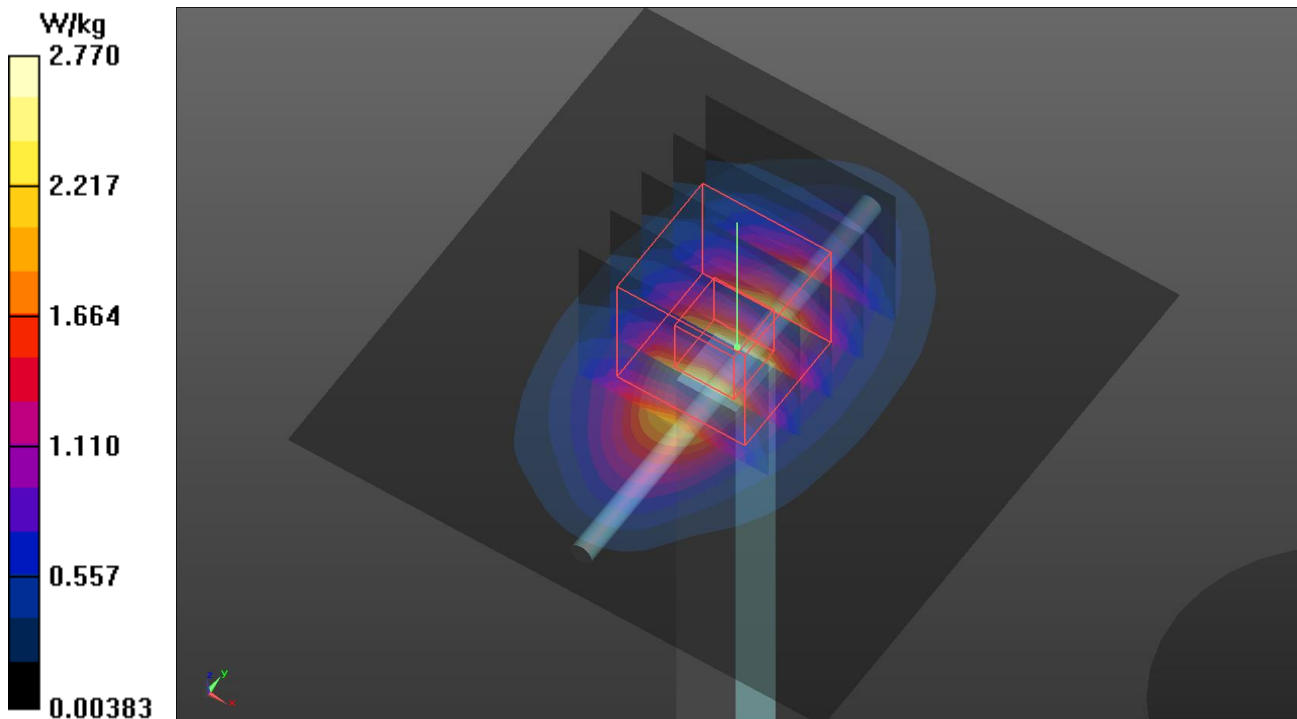
Pin=50mW/Zoom Scan (5x5x7)/Cube 0: Measurement grid: dx=8mm, dy=8mm, dz=5mm

Reference Value = 46.05 V/m; Power Drift = 0.09 dB

Peak SAR (extrapolated) = 3.30 W/kg

SAR(1 g) = 1.81 W/kg; SAR(10 g) = 0.960 W/kg (SAR corrected for target medium)

Maximum value of SAR (measured) = 2.78 W/kg



Plots of System Verification

Test Laboratory: Bureau Veritas ADT SAR/HAC Testing Lab

Date: 2022/07/18

S08 System Check_H835_220718

DUT: Dipole 835 MHz; Type: D835V2; SN: 4d121

Communication System: UID 0, CW; Frequency: 835 MHz; Duty Cycle: 1:1

Medium: H07T10N1_0718 Medium parameters used: $f = 835$ MHz; $\sigma = 0.929$ S/m; $\epsilon_r = 40.539$; $\rho = 1000$ kg/m³

Ambient Temperature : 23.5 °C ; Liquid Temperature : 23.3 °C

DASY5 Configuration:

- Probe: EX3DV4 - SN3650; ConvF(9.76, 9.76, 9.76) @ 835 MHz; Calibrated: 2022/03/24
- Sensor-Surface: 1.4mm (Mechanical Surface Detection)
- Electronics: DAE4 Sn861; Calibrated: 2022/03/23
- Phantom: SAM Phantom_1985; Type: QD 000 P41 AA;
- Measurement SW: DASY52, Version 52.10 (4); SEMCAD X Version 14.6.14 (7501)

Pin=50mW/Area Scan (61x61x1): Interpolated grid: dx=1.500 mm, dy=1.500 mm

Maximum value of SAR (interpolated) = 0.640 W/kg

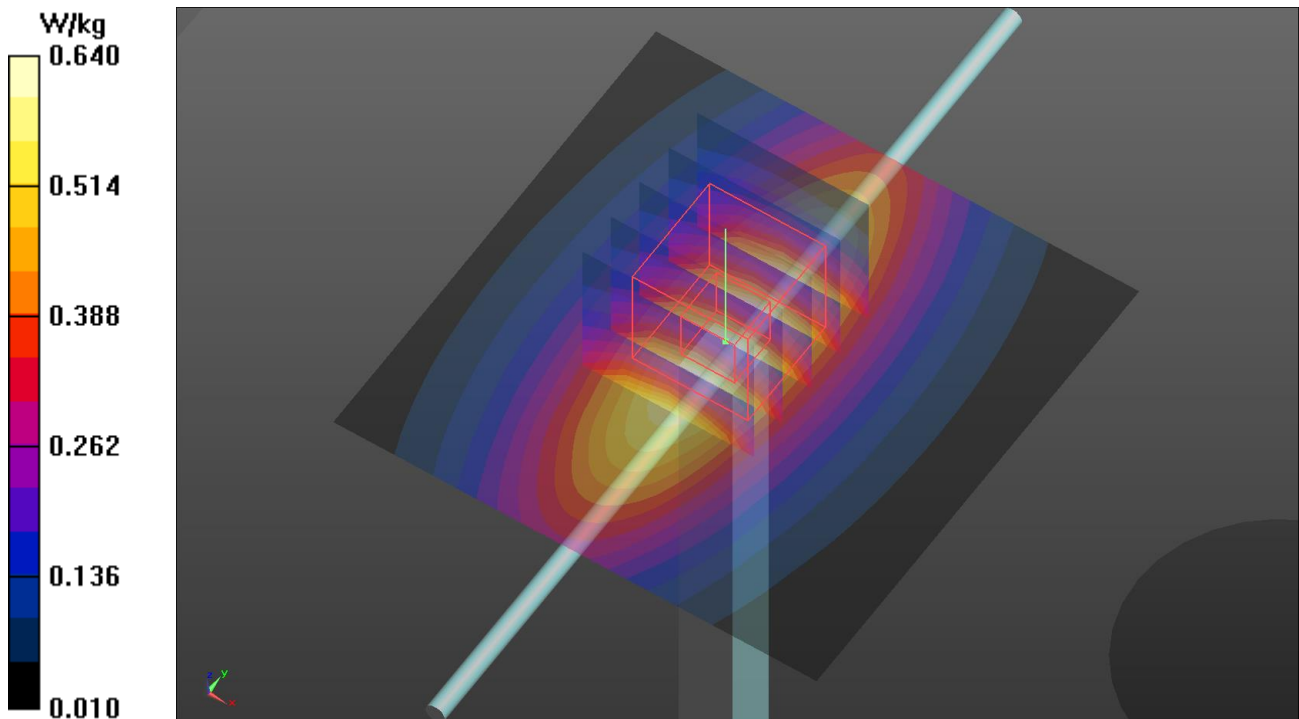
Pin=50mW/Zoom Scan (5x5x7)/Cube 0: Measurement grid: dx=8mm, dy=8mm, dz=5mm

Reference Value = 27.39 V/m; Power Drift = 0.03 dB

Peak SAR (extrapolated) = 0.725 W/kg

SAR(1 g) = 0.475 W/kg; SAR(10 g) = 0.313 W/kg (SAR corrected for target medium)

Maximum value of SAR (measured) = 0.647 W/kg



Plots of System Verification

Test Laboratory: Bureau Veritas ADT SAR/HAC Testing Lab

Date: 2022/07/19

S09 System Check_H2600_220719

DUT: Dipole 2600 MHz; Type: D2600V2; SN: 1020

Communication System: UID 0, CW; Frequency: 2600 MHz; Duty Cycle: 1:1

Medium: H19T27N1_0719 Medium parameters used: $f = 2600$ MHz; $\sigma = 2.034$ S/m; $\epsilon_r = 38.245$; $\rho = 1000$ kg/m³

Ambient Temperature : 23.6 °C ; Liquid Temperature : 23.2 °C

DASY5 Configuration:

- Probe: EX3DV4 - SN3650; ConvF(7.59, 7.59, 7.59) @ 2600 MHz; Calibrated: 2022/03/24
- Sensor-Surface: 1.4mm (Mechanical Surface Detection)
- Electronics: DAE4 Sn861; Calibrated: 2022/03/23
- Phantom: SAM Phantom_1985; Type: QD 000 P41 AA;
- Measurement SW: DASY52, Version 52.10 (4); SEMCAD X Version 14.6.14 (7501)

Pin=50mW/Area Scan (81x81x1): Interpolated grid: dx=1.200 mm, dy=1.200 mm

Maximum value of SAR (interpolated) = 4.98 W/kg

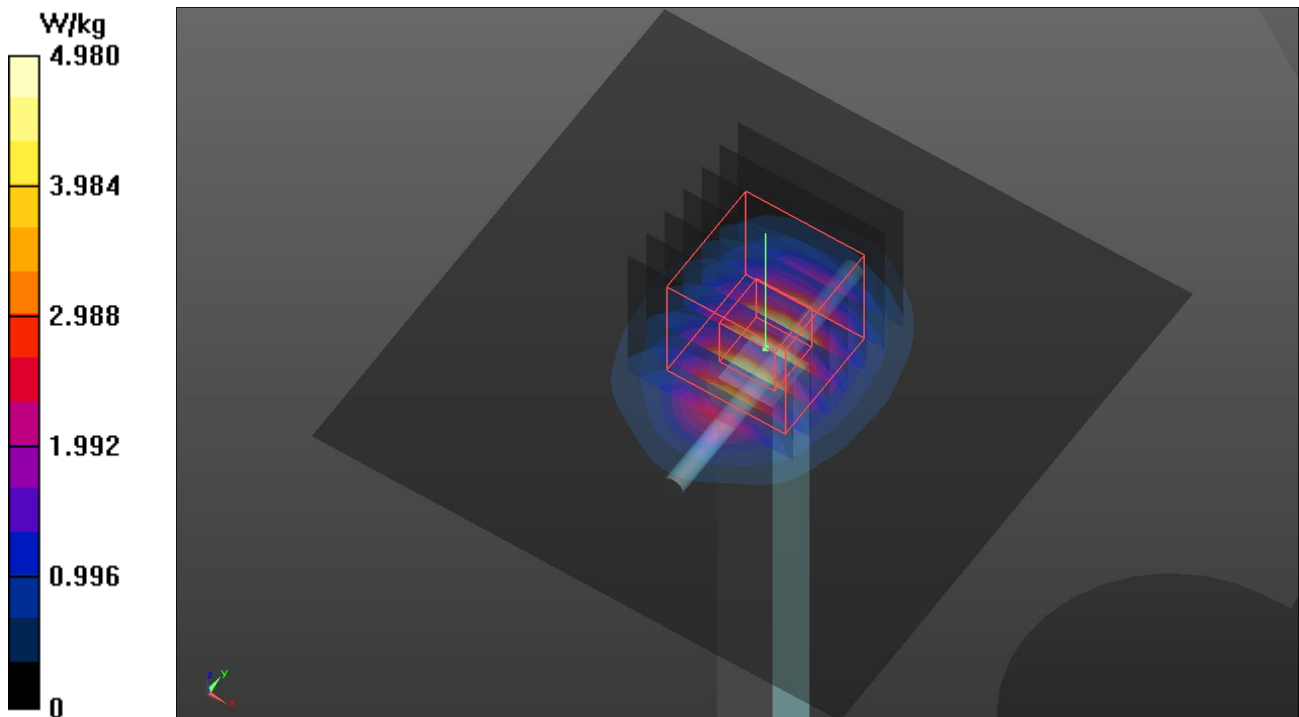
Pin=50mW/Zoom Scan (7x7x7)/Cube 0: Measurement grid: dx=5mm, dy=5mm, dz=5mm

Reference Value = 49.00 V/m; Power Drift = 0.10 dB

Peak SAR (extrapolated) = 6.34 W/kg

SAR(1 g) = 2.78 W/kg; SAR(10 g) = 1.25 W/kg (SAR corrected for target medium)

Maximum value of SAR (measured) = 4.95 W/kg



Plots of System Verification

Test Laboratory: Bureau Veritas ADT SAR/HAC Testing Lab

Date: 2022/07/19

S10 System Check_H750_220719

DUT: Dipole 750 MHz; Type: D750V3; SN: 1013

Communication System: UID 0, CW (0); Frequency: 750 MHz; Duty Cycle: 1:1

Medium: H06T09N1_0719 Medium parameters used: $f = 750$ MHz; $\sigma = 0.904$ S/m; $\epsilon_r = 41.479$; $\rho = 1000$ kg/m³

Ambient Temperature : 23.6 °C ; Liquid Temperature : 23.2 °C

DASY5 Configuration:

- Probe: EX3DV4 - SN3650; ConvF(9.9, 9.9, 9.9) @ 750 MHz; Calibrated: 2022/03/24
- Sensor-Surface: 1.4mm (Mechanical Surface Detection)
- Electronics: DAE4 Sn861; Calibrated: 2022/03/23
- Phantom: SAM Phantom_1985; Type: QD 000 P41 AA;
- Measurement SW: DASY52, Version 52.10 (4); SEMCAD X Version 14.6.14 (7501)

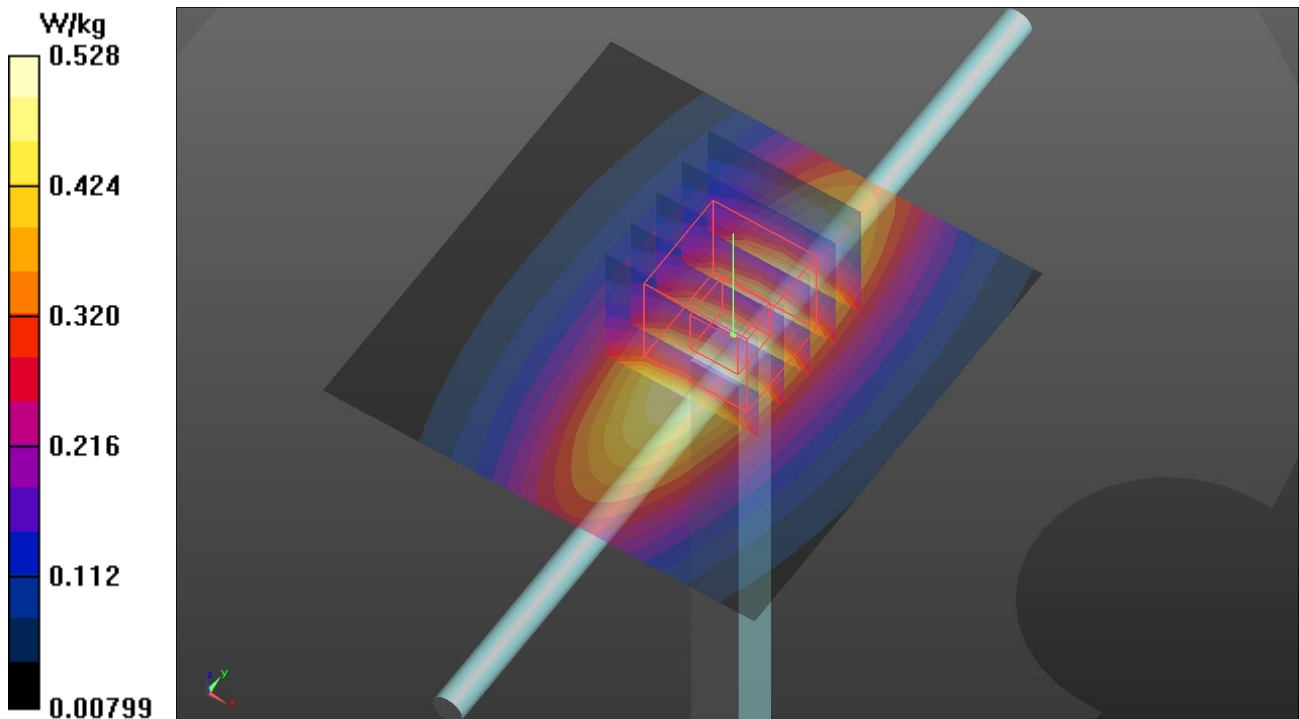
Pin=50mW/Area Scan (61x61x1): Interpolated grid: dx=1.500 mm, dy=1.500 mm
Maximum value of SAR (interpolated) = 0.528 W/kg

Pin=50mW/Zoom Scan (5x5x7)/Cube 0: Measurement grid: dx=8mm, dy=8mm, dz=5mm
Reference Value = 23.62 V/m; Power Drift = -0.13 dB

Peak SAR (extrapolated) = 0.615 W/kg

SAR(1 g) = 0.402 W/kg; SAR(10 g) = 0.265 W/kg (SAR corrected for target medium)

Maximum value of SAR (measured) = 0.545 W/kg



Plots of System Verification

Test Laboratory: Bureau Veritas ADT SAR/HAC Testing Lab

Date: 2022/07/19

S11 System Check_H750_220719

DUT: Dipole 750 MHz; Type: D750V3; SN: 1013

Communication System: UID 0, CW (0); Frequency: 750 MHz; Duty Cycle: 1:1

Medium: H06T09N1_0719 Medium parameters used: $f = 750$ MHz; $\sigma = 0.904$ S/m; $\epsilon_r = 41.479$; $\rho = 1000$ kg/m³

Ambient Temperature : 23.6 °C ; Liquid Temperature : 23.2 °C

DASY5 Configuration:

- Probe: EX3DV4 - SN3650; ConvF(9.9, 9.9, 9.9) @ 750 MHz; Calibrated: 2022/03/24
- Sensor-Surface: 1.4mm (Mechanical Surface Detection)
- Electronics: DAE4 Sn861; Calibrated: 2022/03/23
- Phantom: SAM Phantom_1985; Type: QD 000 P41 AA;
- Measurement SW: DASY52, Version 52.10 (4); SEMCAD X Version 14.6.14 (7501)

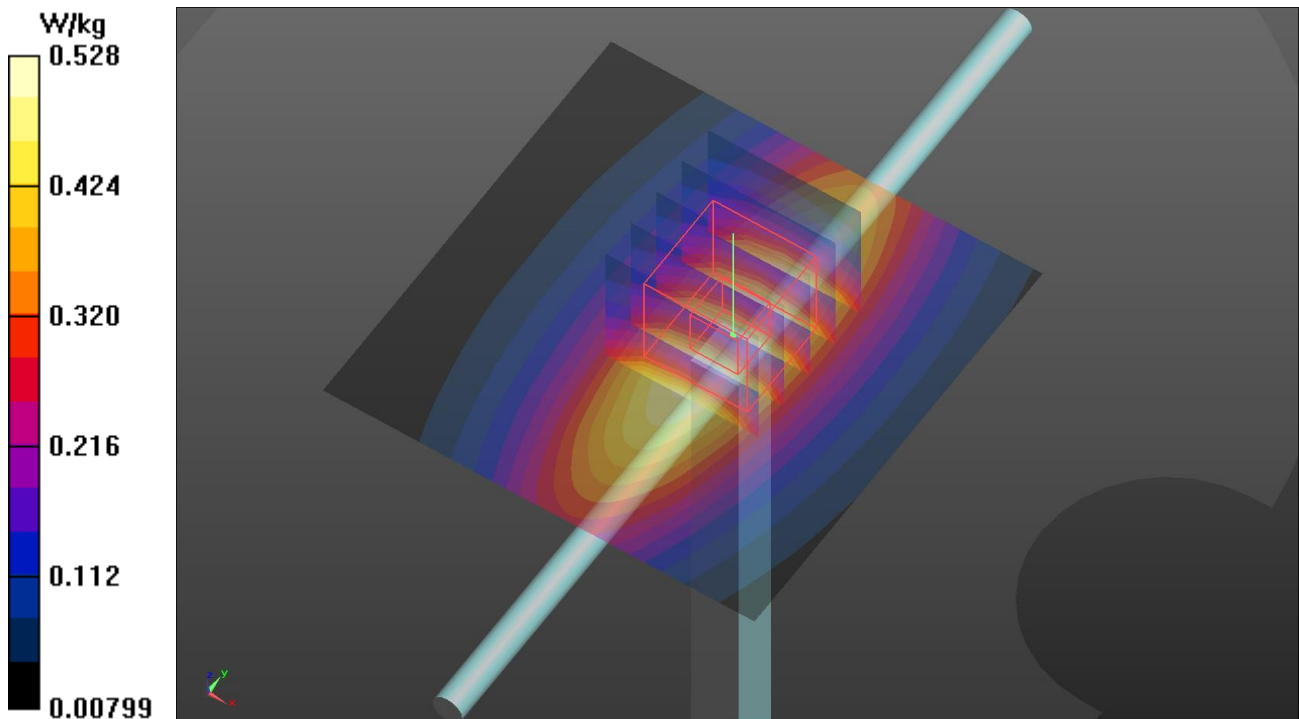
Pin=50mW/Area Scan (61x61x1): Interpolated grid: dx=1.500 mm, dy=1.500 mm
Maximum value of SAR (interpolated) = 0.528 W/kg

Pin=50mW/Zoom Scan (5x5x7)/Cube 0: Measurement grid: dx=8mm, dy=8mm, dz=5mm
Reference Value = 23.62 V/m; Power Drift = -0.13 dB

Peak SAR (extrapolated) = 0.615 W/kg

SAR(1 g) = 0.402 W/kg; SAR(10 g) = 0.265 W/kg (SAR corrected for target medium)

Maximum value of SAR (measured) = 0.545 W/kg



Plots of System Verification

Test Laboratory: Bureau Veritas ADT SAR/HAC Testing Lab

Date: 2022/07/19

S12 System Check_H2600_220719

DUT: Dipole 2600 MHz; Type: D2600V2; SN: 1020

Communication System: UID 0, CW; Frequency: 2600 MHz; Duty Cycle: 1:1

Medium: H19T27N1_0719 Medium parameters used: $f = 2600$ MHz; $\sigma = 2.034$ S/m; $\epsilon_r = 38.245$; $\rho = 1000$ kg/m³

Ambient Temperature : 23.6 °C ; Liquid Temperature : 23.2 °C

DASY5 Configuration:

- Probe: EX3DV4 - SN3650; ConvF(7.59, 7.59, 7.59) @ 2600 MHz; Calibrated: 2022/03/24
- Sensor-Surface: 1.4mm (Mechanical Surface Detection)
- Electronics: DAE4 Sn861; Calibrated: 2022/03/23
- Phantom: SAM Phantom_1985; Type: QD 000 P41 AA;
- Measurement SW: DASY52, Version 52.10 (4); SEMCAD X Version 14.6.14 (7501)

Pin=50mW/Area Scan (81x81x1): Interpolated grid: dx=1.200 mm, dy=1.200 mm

Maximum value of SAR (interpolated) = 4.98 W/kg

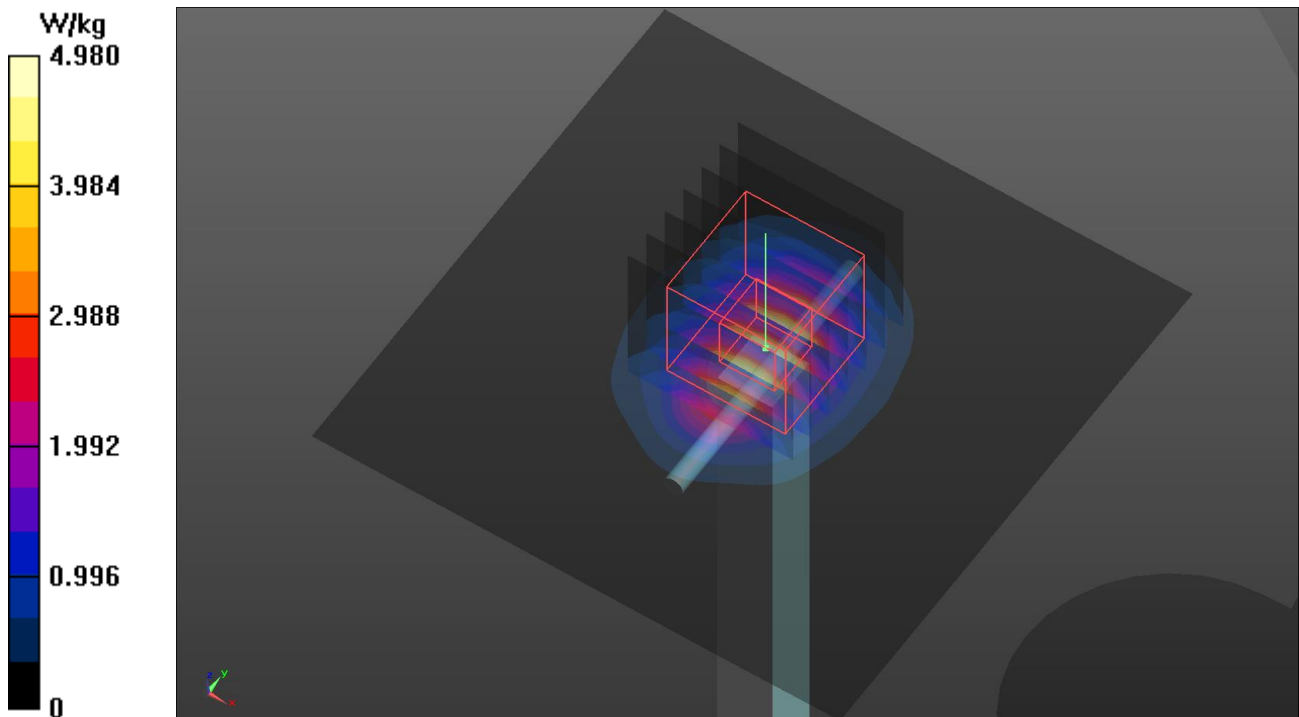
Pin=50mW/Zoom Scan (7x7x7)/Cube 0: Measurement grid: dx=5mm, dy=5mm, dz=5mm

Reference Value = 49.00 V/m; Power Drift = 0.10 dB

Peak SAR (extrapolated) = 6.34 W/kg

SAR(1 g) = 2.78 W/kg; SAR(10 g) = 1.25 W/kg (SAR corrected for target medium)

Maximum value of SAR (measured) = 4.95 W/kg



Plots of System Verification

Test Laboratory: Bureau Veritas ADT SAR/HAC Testing Lab

Date: 2022/7/19

S13 System Check_H2450_220719

DUT: Dipole 2450 MHz; Type: D2450V2; SN: 737

Communication System: UID 0, CW; Frequency: 2450 MHz; Duty Cycle: 1:1

Medium: H19T27N1_0719 Medium parameters used (interpolated): $f = 2450$ MHz; $\sigma = 1.829$ S/m; $\epsilon_r = 38.581$; $\rho = 1000$ kg/m³

Ambient Temperature : 23.7 °C ; Liquid Temperature : 23.3 °C

DASY5 Configuration:

- Probe: EX3DV4 - SN3971; ConvF(7.98, 7.98, 7.98) @ 2450 MHz; Calibrated: 2022/01/25
- Sensor-Surface: 1.4mm (Mechanical Surface Detection)
- Electronics: DAE4 Sn1277; Calibrated: 2022/01/19
- Phantom: Twin SAM Phantom_1885; Type: QD000P40CD;
- Measurement SW: DASY52, Version 52.10 (4); SEMCAD X Version 14.6.14 (7501)

Pin=50mW/Area Scan (81x81x1): Interpolated grid: dx=1.200 mm, dy=1.200 mm

Maximum value of SAR (interpolated) = 4.05 W/kg

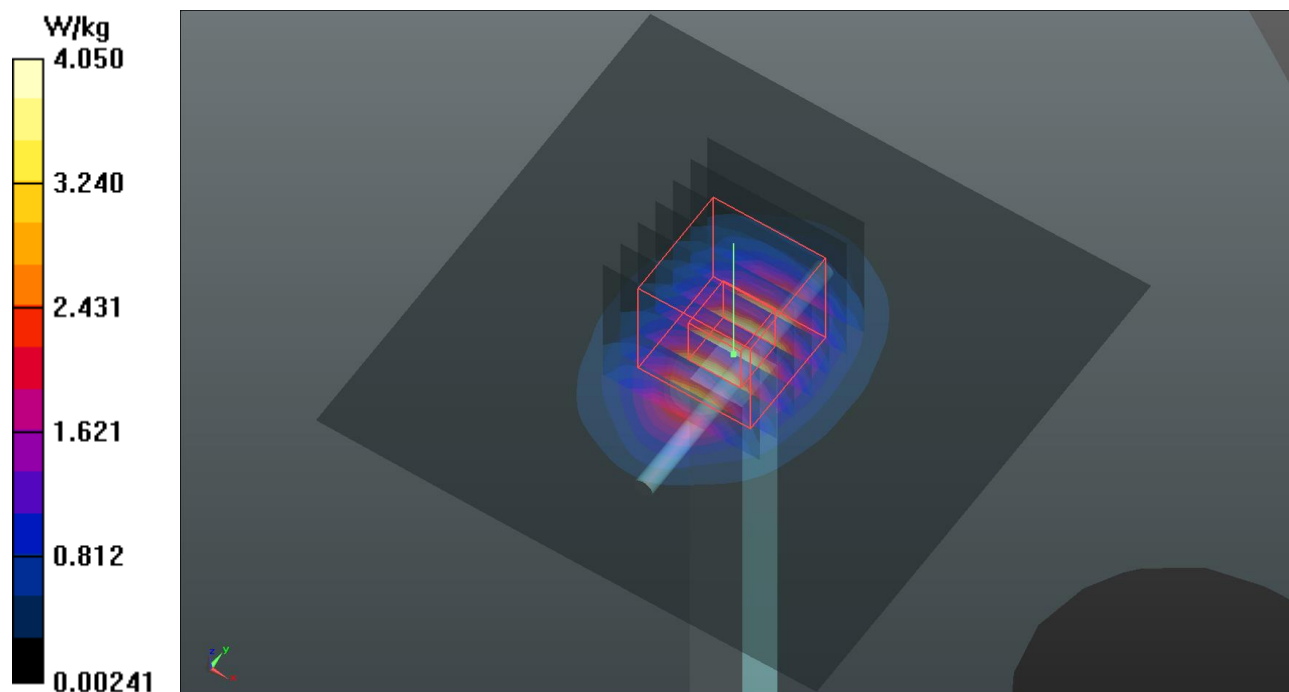
Pin=50mW/Zoom Scan (7x7x7)/Cube 0: Measurement grid: dx=5mm, dy=5mm, dz=5mm

Reference Value = 47.98 V/m; Power Drift = -0.03 dB

Peak SAR (extrapolated) = 5.21 W/kg

SAR(1 g) = 2.56 W/kg; SAR(10 g) = 1.30 W/kg (SAR corrected for target medium)

Maximum value of SAR (measured) = 4.08 W/kg



Plots of System Verification

Test Laboratory: Bureau Veritas ADT SAR/HAC Testing Lab

Date: 2022/7/19

S14 System Check_H5250_220719

DUT: Dipole 5 GHz; Type: D5GHzV2; SN: 1019

Communication System: UID 0, CW; Frequency: 5250 MHz; Duty Cycle: 1:1

Medium: H34T60N1_0719 Medium parameters used: $f = 5250$ MHz; $\sigma = 4.795$ S/m; $\epsilon_r = 35.269$; $\rho = 1000$ kg/m³

Ambient Temperature : 23.7 °C ; Liquid Temperature : 23.3 °C

DASY5 Configuration:

- Probe: EX3DV4 - SN3971; ConvF(5.1, 5.1, 5.1) @ 5250 MHz; Calibrated: 2022/01/25
- Sensor-Surface: 1.4mm (Mechanical Surface Detection)
- Electronics: DAE4 Sn1277; Calibrated: 2022/01/19
- Phantom: Twin SAM Phantom_1885; Type: QD000P40CD;
- Measurement SW: DASY52, Version 52.10 (4); SEMCAD X Version 14.6.14 (7501)

Pin=50mW/Area Scan (91x91x1): Interpolated grid: dx=1.000 mm, dy=1.000 mm

Maximum value of SAR (interpolated) = 9.24 W/kg

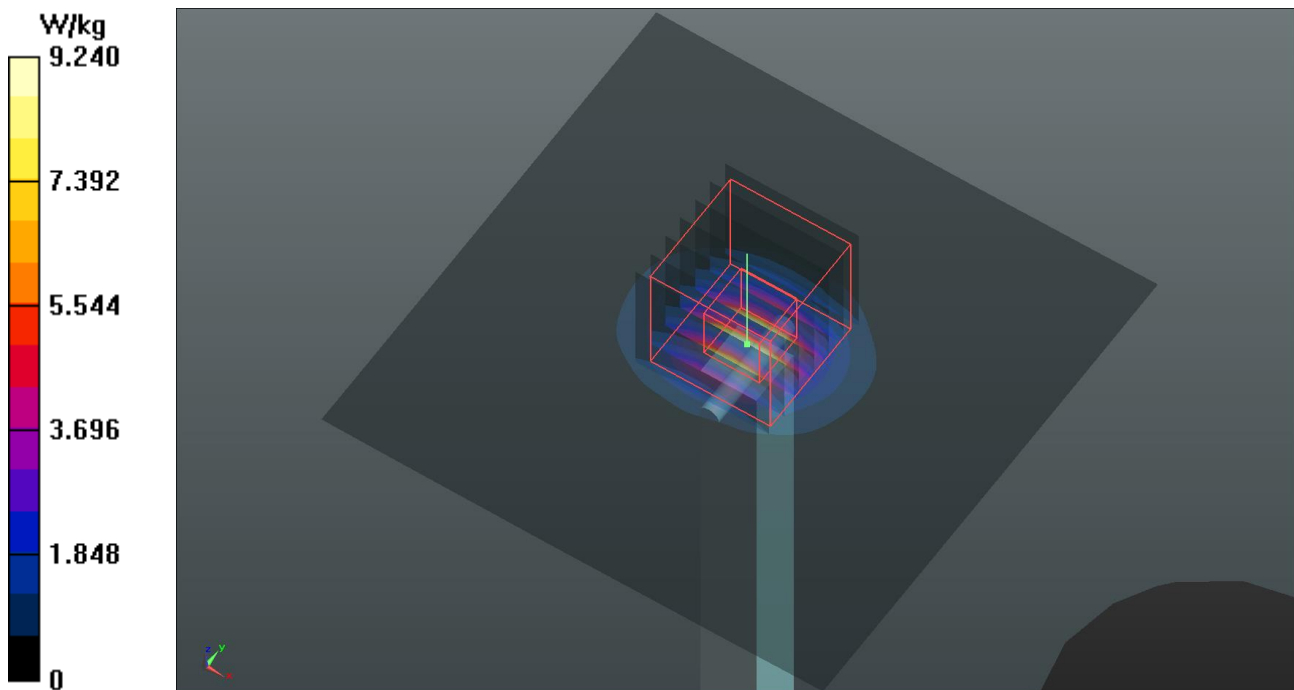
Pin=50mW/Zoom Scan (7x7x7)/Cube 0: Measurement grid: dx=4mm, dy=4mm, dz=1.4mm

Reference Value = 48.66 V/m; Power Drift = -0.03 dB

Peak SAR (extrapolated) = 16.2 W/kg

SAR(1 g) = 4.07 W/kg; SAR(10 g) = 1.19 W/kg (SAR corrected for target medium)

Maximum value of SAR (measured) = 10.1 W/kg



Plots of System Verification

Test Laboratory: Bureau Veritas ADT SAR/HAC Testing Lab

Date: 2022/7/19

S15 System Check_H5600_220719

DUT: Dipole 5 GHz; Type: D5GHzV2; SN: 1019

Communication System: UID 0, CW (0); Frequency: 5600 MHz; Duty Cycle: 1:1

Medium: H34T60N1_0719 Medium parameters used: $f = 5600$ MHz; $\sigma = 5.178$ S/m; $\epsilon_r = 34.66$; $\rho = 1000$ kg/m³

Ambient Temperature : 23.7 °C ; Liquid Temperature : 23.3 °C

DASY5 Configuration:

- Probe: EX3DV4 - SN3971; ConvF(4.8, 4.8, 4.8) @ 5600 MHz; Calibrated: 2022/01/25
- Sensor-Surface: 1.4mm (Mechanical Surface Detection)
- Electronics: DAE4 Sn1277; Calibrated: 2022/01/19
- Phantom: Twin SAM Phantom_1885; Type: QD000P40CD;
- Measurement SW: DASY52, Version 52.10 (4); SEMCAD X Version 14.6.14 (7501)

Pin=50mW/Area Scan (91x91x1): Interpolated grid: dx=1.000 mm, dy=1.000 mm

Maximum value of SAR (interpolated) = 9.88 W/kg

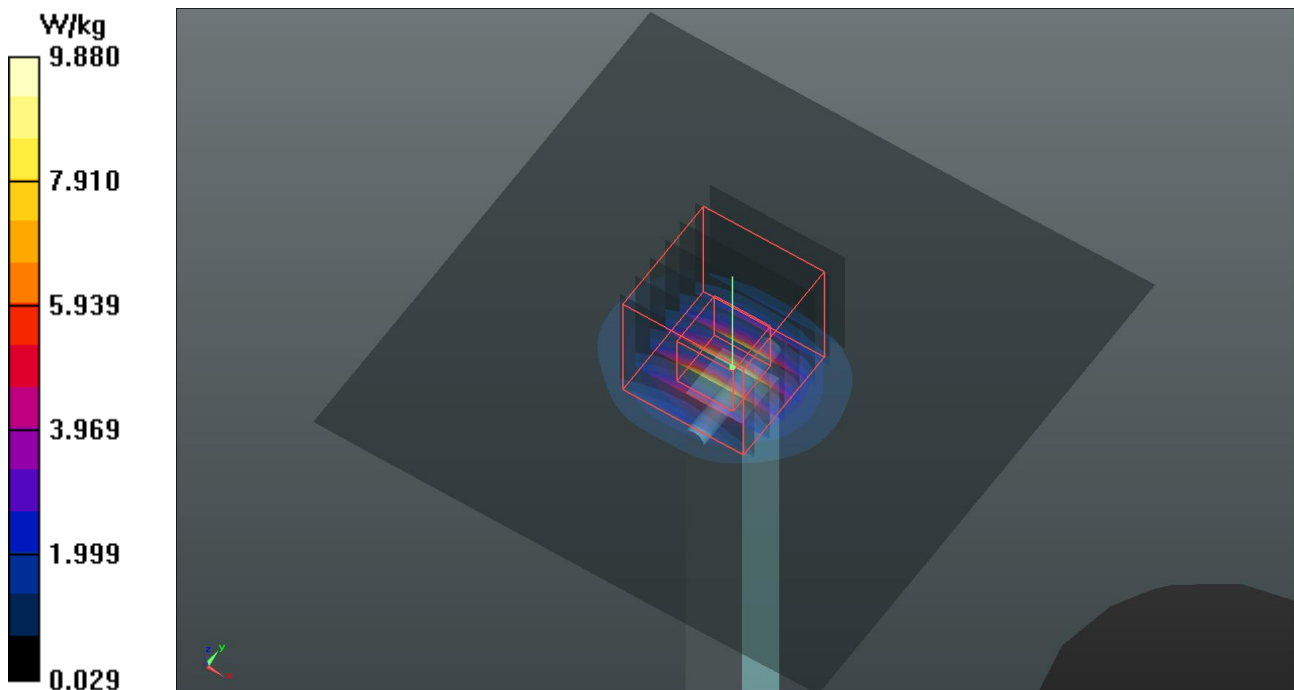
Pin=50mW/Zoom Scan (7x7x7)/Cube 0: Measurement grid: dx=4mm, dy=4mm, dz=1.4mm

Reference Value = 47.84 V/m; Power Drift = -0.08 dB

Peak SAR (extrapolated) = 18.1 W/kg

SAR(1 g) = 4.16 W/kg; SAR(10 g) = 1.21 W/kg (SAR corrected for target medium)

Maximum value of SAR (measured) = 10.7 W/kg



Plots of System Verification

Test Laboratory: Bureau Veritas ADT SAR/HAC Testing Lab

Date: 2022/7/19

S16 System Check_H5750_220719

DUT: Dipole 5 GHz; Type: D5GHzV2; SN: 1019

Communication System: UID 0, CW; Frequency: 5750 MHz; Duty Cycle: 1:1

Medium: H34T60N1_0719 Medium parameters used: $f = 5750$ MHz; $\sigma = 5.34$ S/m; $\epsilon_r = 34.366$; $\rho = 1000$ kg/m³

Ambient Temperature : 23.7 °C ; Liquid Temperature : 23.3 °C

DASY5 Configuration:

- Probe: EX3DV4 - SN3971; ConvF(4.85, 4.85, 4.85) @ 5750 MHz; Calibrated: 2022/01/25
- Sensor-Surface: 1.4mm (Mechanical Surface Detection)
- Electronics: DAE4 Sn1277; Calibrated: 2022/01/19
- Phantom: Twin SAM Phantom_1885; Type: QD000P40CD;
- Measurement SW: DASY52, Version 52.10 (4); SEMCAD X Version 14.6.14 (7501)

Pin=50mW/Area Scan (91x91x1): Interpolated grid: dx=1.000 mm, dy=1.000 mm

Maximum value of SAR (interpolated) = 9.01 W/kg

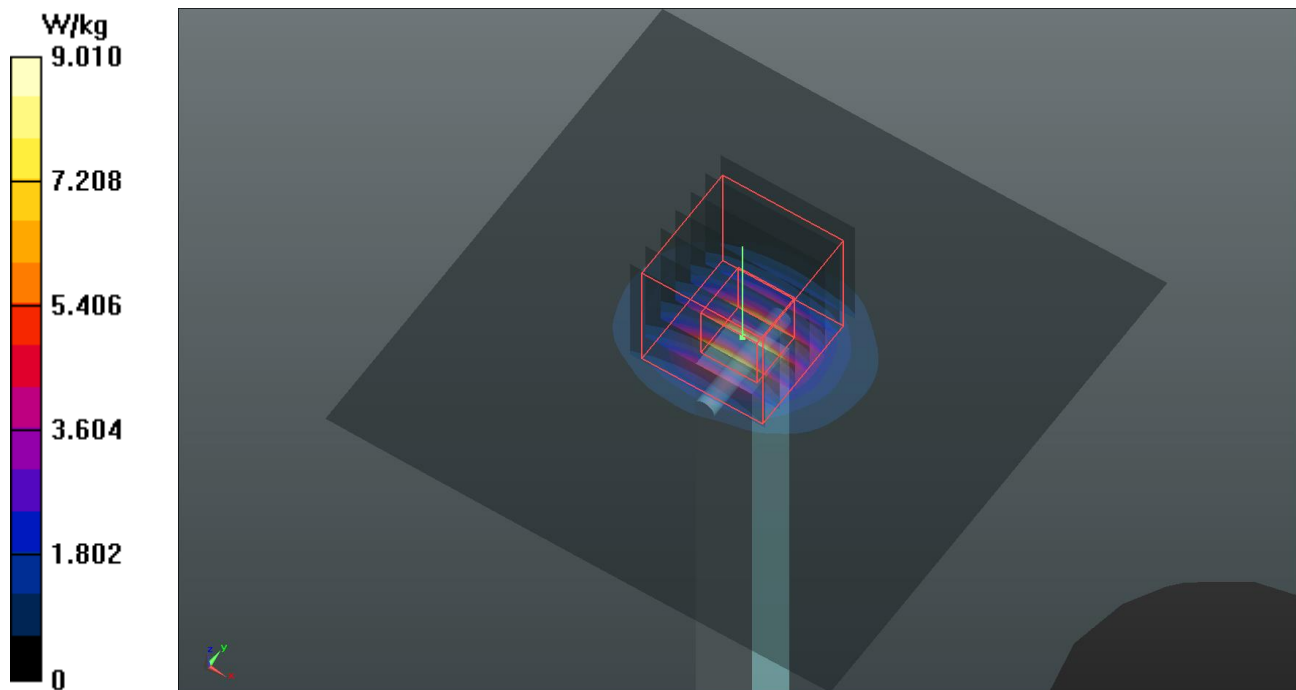
Pin=50mW/Zoom Scan (7x7x7)/Cube 0: Measurement grid: dx=4mm, dy=4mm, dz=1.4mm

Reference Value = 45.59 V/m; Power Drift = 0.04 dB

Peak SAR (extrapolated) = 16.6 W/kg

SAR(1 g) = 3.77 W/kg; SAR(10 g) = 1.10 W/kg (SAR corrected for target medium)

Maximum value of SAR (measured) = 9.81 W/kg



Plots of System Verification

Test Laboratory: Bureau Veritas ADT SAR/HAC Testing Lab

Date: 2022/7/19

S17 System Check_H2450_220719

DUT: Dipole 2450 MHz; Type: D2450V2; SN: 737

Communication System: UID 0, CW; Frequency: 2450 MHz; Duty Cycle: 1:1

Medium: H19T27N1_0719 Medium parameters used (interpolated): $f = 2450$ MHz; $\sigma = 1.829$ S/m; $\epsilon_r = 38.581$; $\rho = 1000$ kg/m³

Ambient Temperature : 23.7 °C ; Liquid Temperature : 23.3 °C

DASY5 Configuration:

- Probe: EX3DV4 - SN3971; ConvF(7.98, 7.98, 7.98) @ 2450 MHz; Calibrated: 2022/01/25
- Sensor-Surface: 1.4mm (Mechanical Surface Detection)
- Electronics: DAE4 Sn1277; Calibrated: 2022/01/19
- Phantom: Twin SAM Phantom_1885; Type: QD000P40CD;
- Measurement SW: DASY52, Version 52.10 (4); SEMCAD X Version 14.6.14 (7501)

Pin=50mW/Area Scan (81x81x1): Interpolated grid: dx=1.200 mm, dy=1.200 mm

Maximum value of SAR (interpolated) = 4.05 W/kg

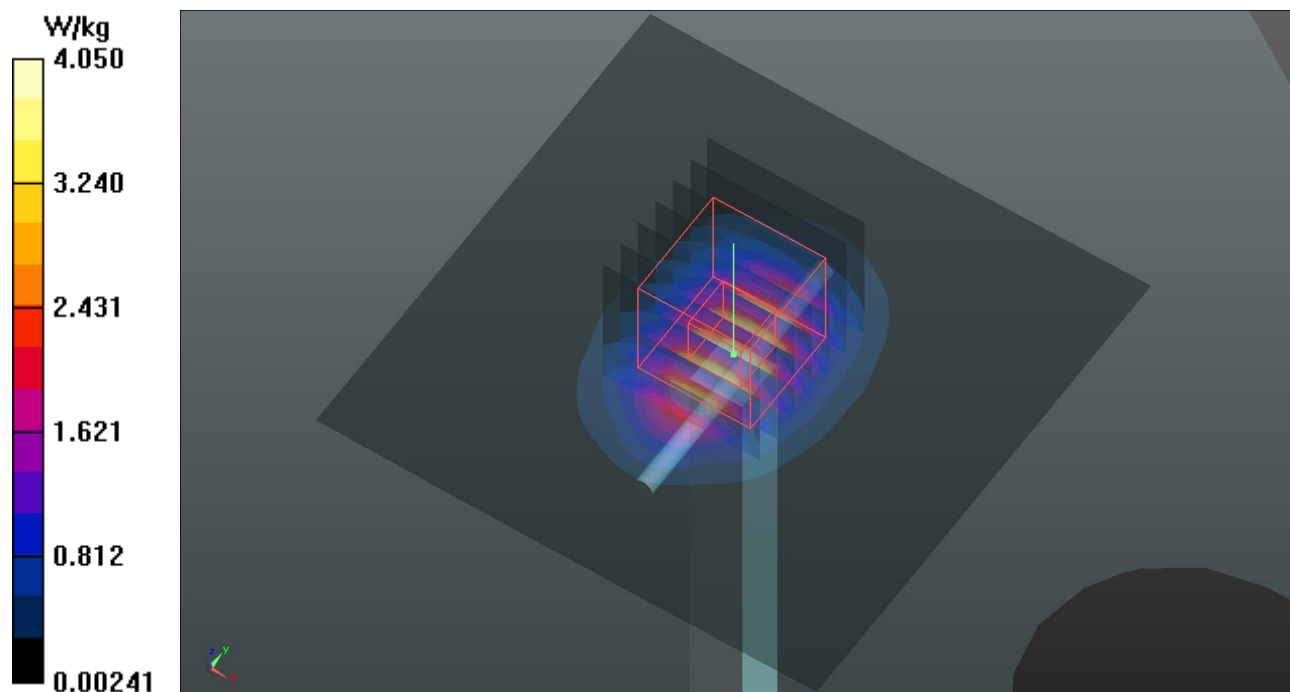
Pin=50mW/Zoom Scan (7x7x7)/Cube 0: Measurement grid: dx=5mm, dy=5mm, dz=5mm

Reference Value = 47.98 V/m; Power Drift = -0.03 dB

Peak SAR (extrapolated) = 5.21 W/kg

SAR(1 g) = 2.56 W/kg; SAR(10 g) = 1.30 W/kg (SAR corrected for target medium)

Maximum value of SAR (measured) = 4.08 W/kg



Plots of System Verification

Test Laboratory: Bureau Veritas ADT SAR/HAC Testing Lab

Date: 2022/07/20

S18 System Check_H835_220720

DUT: Dipole 835 MHz; Type: D835V2; SN: 4d121

Communication System: UID 0, CW; Frequency: 835 MHz; Duty Cycle: 1:1

Medium: H07T10N1_0720 Medium parameters used: $f = 835$ MHz; $\sigma = 0.935$ S/m; $\epsilon_r = 40.695$; $\rho = 1000$ kg/m³

Ambient Temperature : 23.4 °C ; Liquid Temperature : 23.1 °C

DASY5 Configuration:

- Probe: EX3DV4 - SN3650; ConvF(9.76, 9.76, 9.76) @ 835 MHz; Calibrated: 2022/03/24
- Sensor-Surface: 1.4mm (Mechanical Surface Detection)
- Electronics: DAE4 Sn861; Calibrated: 2022/03/23
- Phantom: SAM Phantom_1985; Type: QD 000 P41 AA;
- Measurement SW: DASY52, Version 52.10 (4); SEMCAD X Version 14.6.14 (7501)

Pin=50mW/Area Scan (61x61x1): Interpolated grid: dx=1.500 mm, dy=1.500 mm

Maximum value of SAR (interpolated) = 0.645 W/kg

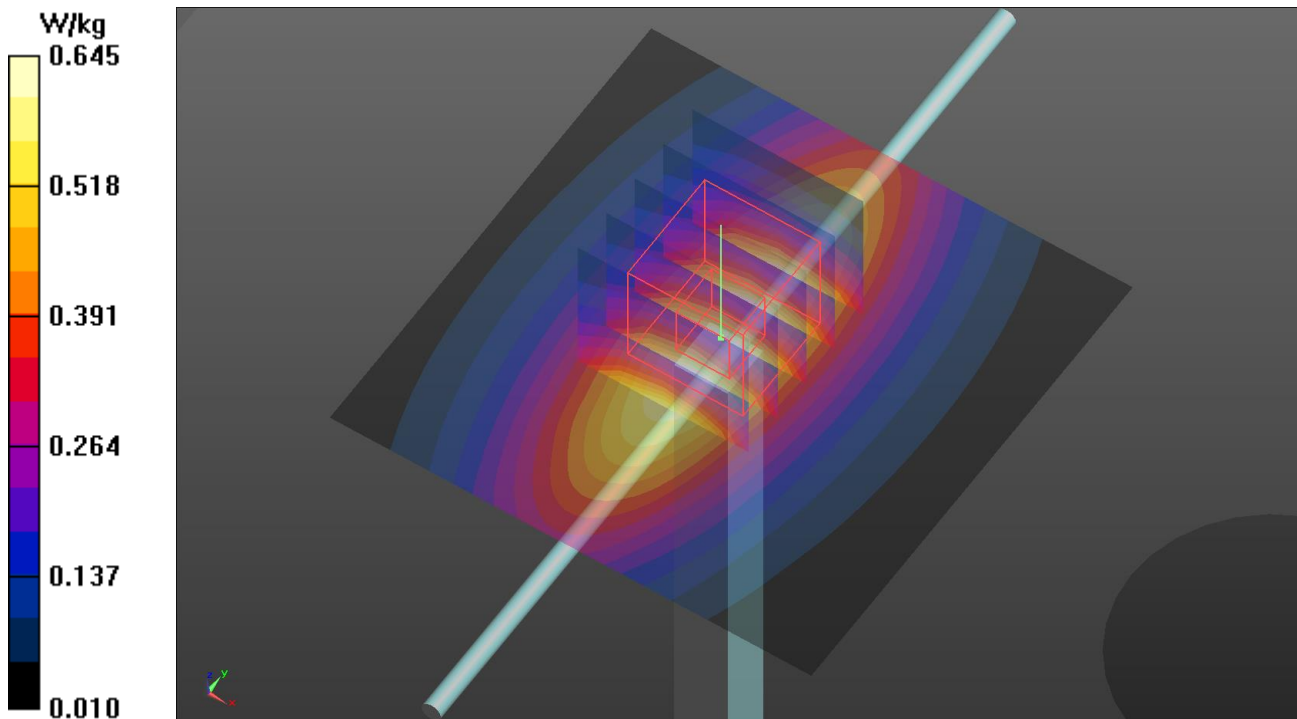
Pin=50mW/Zoom Scan (5x5x7)/Cube 0: Measurement grid: dx=8mm, dy=8mm, dz=5mm

Reference Value = 27.39 V/m; Power Drift = 0.03 dB

Peak SAR (extrapolated) = 0.730 W/kg

SAR(1 g) = 0.476 W/kg; SAR(10 g) = 0.314 W/kg (SAR corrected for target medium)

Maximum value of SAR (measured) = 0.652 W/kg



Plots of System Verification

Test Laboratory: Bureau Veritas ADT SAR/HAC Testing Lab

Date: 2022/07/21

S19 System Check_H1900_220721

DUT: Dipole 1900 MHz; Type: D1900V2; SN: 5d036

Communication System: UID 0, CW (0); Frequency: 1900 MHz; Duty Cycle: 1:1

Medium: H16T20N1_0721 Medium parameters used: $f = 1900$ MHz; $\sigma = 1.46$ S/m; $\epsilon_r = 38.643$; $\rho = 1000$ kg/m³

Ambient Temperature : 23.3 °C ; Liquid Temperature : 23.1 °C

DASY5 Configuration:

- Probe: EX3DV4 - SN3650; ConvF(8.18, 8.18, 8.18) @ 1900 MHz; Calibrated: 2022/03/24
- Sensor-Surface: 1.4mm (Mechanical Surface Detection)
- Electronics: DAE4 Sn861; Calibrated: 2022/03/23
- Phantom: SAM Phantom_1985; Type: QD 000 P41 AA;
- Measurement SW: DASY52, Version 52.10 (4); SEMCAD X Version 14.6.14 (7501)

Pin=50mW/Area Scan (61x61x1): Interpolated grid: dx=1.500 mm, dy=1.500 mm

Maximum value of SAR (interpolated) = 2.96 W/kg

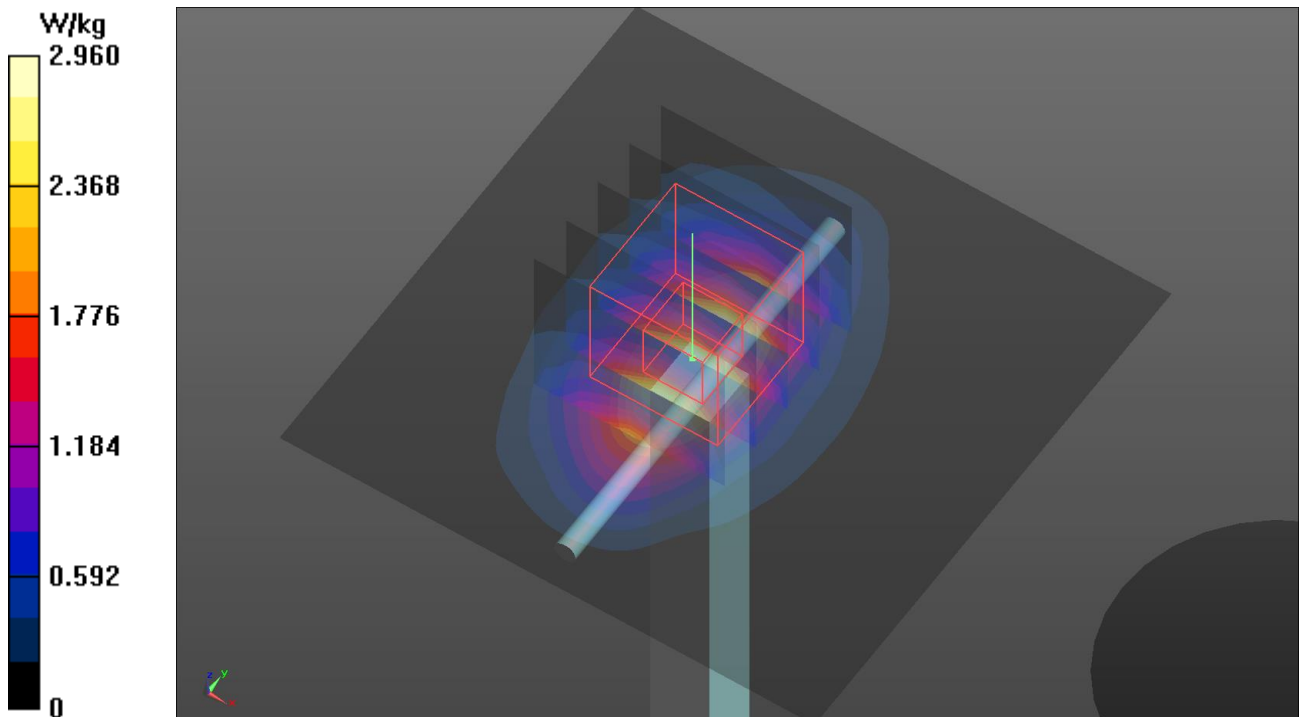
Pin=50mW/Zoom Scan (5x5x7)/Cube 0: Measurement grid: dx=8mm, dy=8mm, dz=5mm

Reference Value = 43.74 V/m; Power Drift = 0.05 dB

Peak SAR (extrapolated) = 3.64 W/kg

SAR(1 g) = 1.94 W/kg; SAR(10 g) = 1.02 W/kg (SAR corrected for target medium)

Maximum value of SAR (measured) = 3.09 W/kg



Plots of System Verification

Test Laboratory: Bureau Veritas ADT SAR/HAC Testing Lab

Date: 2022/07/21

S20 System Check_H1900_220721

DUT: Dipole 1900 MHz; Type: D1900V2; SN: 5d036

Communication System: UID 0, CW (0); Frequency: 1900 MHz; Duty Cycle: 1:1

Medium: H16T20N1_0721 Medium parameters used: $f = 1900$ MHz; $\sigma = 1.46$ S/m; $\epsilon_r = 38.643$; $\rho = 1000$ kg/m³

Ambient Temperature : 23.3 °C ; Liquid Temperature : 23.1 °C

DASY5 Configuration:

- Probe: EX3DV4 - SN3650; ConvF(8.18, 8.18, 8.18) @ 1900 MHz; Calibrated: 2022/03/24
- Sensor-Surface: 1.4mm (Mechanical Surface Detection)
- Electronics: DAE4 Sn861; Calibrated: 2022/03/23
- Phantom: SAM Phantom_1985; Type: QD 000 P41 AA;
- Measurement SW: DASY52, Version 52.10 (4); SEMCAD X Version 14.6.14 (7501)

Pin=50mW/Area Scan (61x61x1): Interpolated grid: dx=1.500 mm, dy=1.500 mm

Maximum value of SAR (interpolated) = 2.96 W/kg

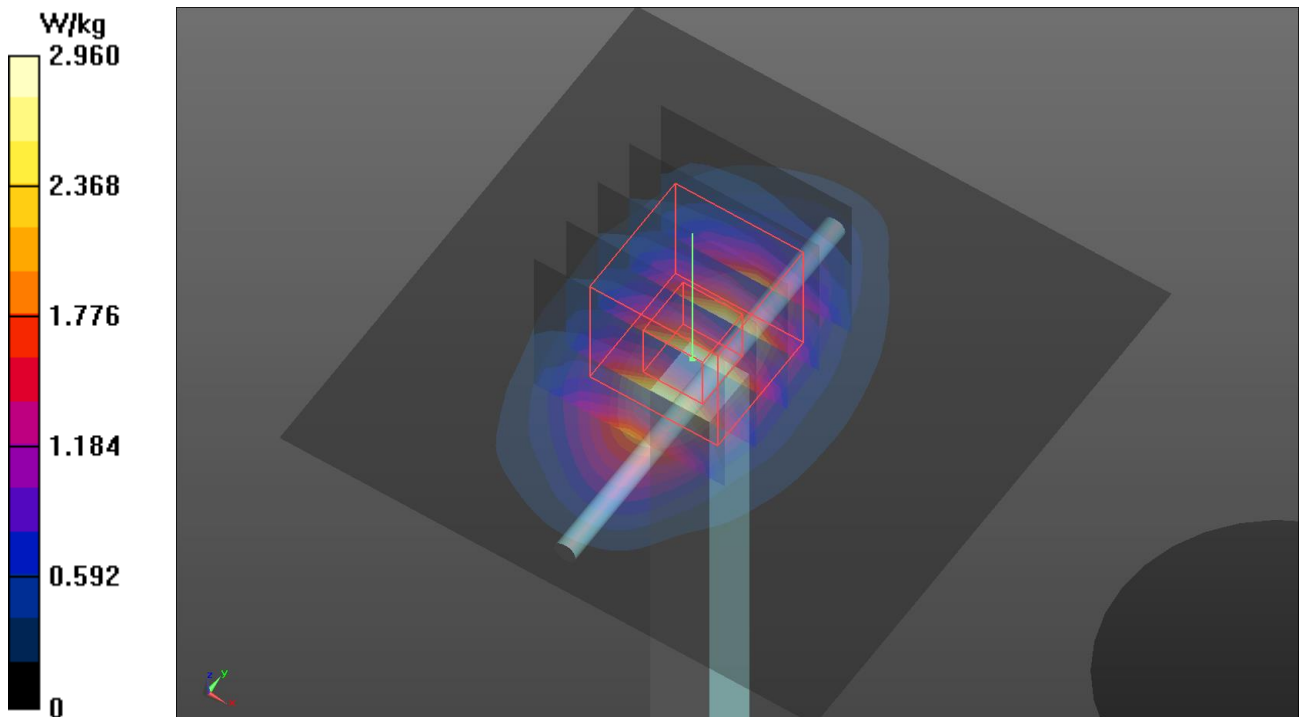
Pin=50mW/Zoom Scan (5x5x7)/Cube 0: Measurement grid: dx=8mm, dy=8mm, dz=5mm

Reference Value = 43.74 V/m; Power Drift = 0.05 dB

Peak SAR (extrapolated) = 3.64 W/kg

SAR(1 g) = 1.94 W/kg; SAR(10 g) = 1.02 W/kg (SAR corrected for target medium)

Maximum value of SAR (measured) = 3.09 W/kg



Plots of System Verification

Test Laboratory: Bureau Veritas ADT SAR/HAC Testing Lab

Date: 2022/07/22

S21 System Check_H1750_220722

DUT: Dipole 1750 MHz; Type: D1750V2; SN: 1055

Communication System: UID 0, CW; Frequency: 1750 MHz; Duty Cycle: 1:1

Medium: H16T20N1_0722 Medium parameters used: $f = 1750$ MHz; $\sigma = 1.369$ S/m; $\epsilon_r = 38.906$; $\rho = 1000$ kg/m³

Ambient Temperature : 23.4 °C ; Liquid Temperature : 23.2 °C

DASY5 Configuration:

- Probe: EX3DV4 - SN3650; ConvF(8.5, 8.5, 8.5) @ 1750 MHz; Calibrated: 2022/03/24
- Sensor-Surface: 1.4mm (Mechanical Surface Detection)
- Electronics: DAE4 Sn861; Calibrated: 2022/03/23
- Phantom: SAM Phantom_1985; Type: QD 000 P41 AA;
- Measurement SW: DASY52, Version 52.10 (4); SEMCAD X Version 14.6.14 (7501)

Pin=50mW/Area Scan (61x61x1): Interpolated grid: dx=1.500 mm, dy=1.500 mm

Maximum value of SAR (interpolated) = 2.55 W/kg

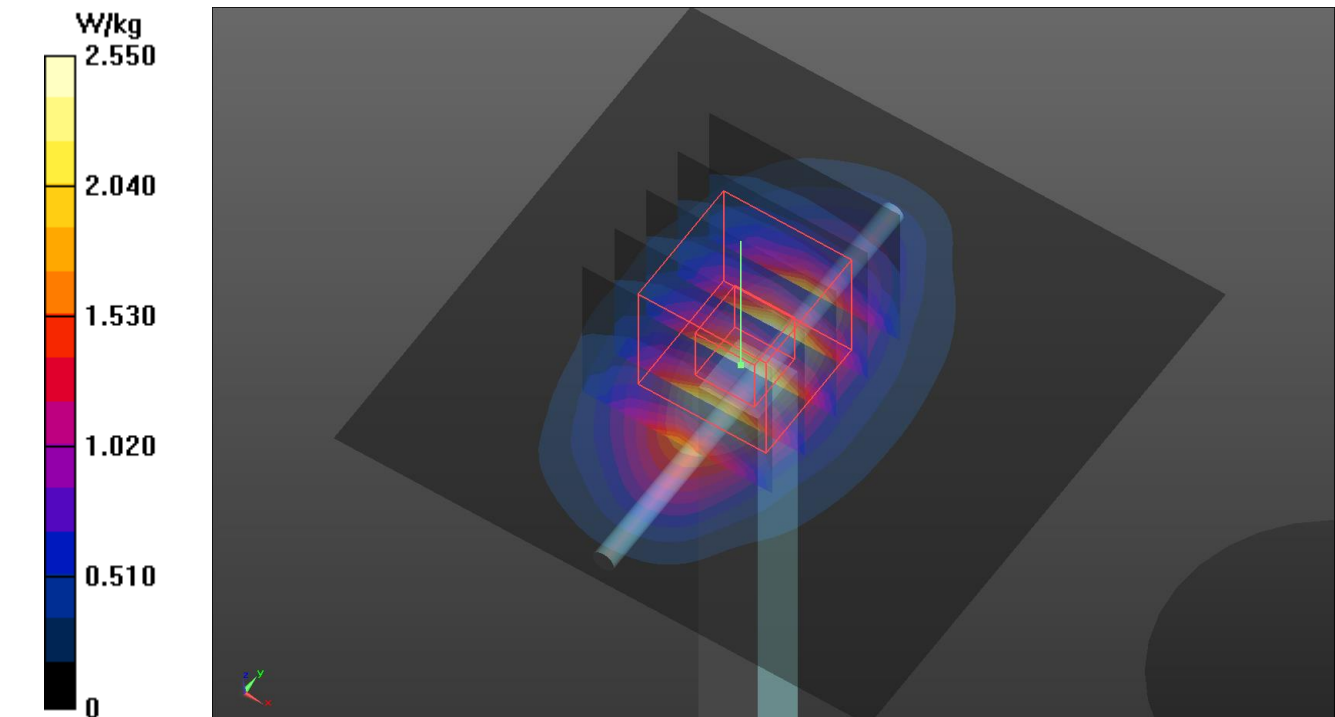
Pin=50mW/Zoom Scan (5x5x7)/Cube 0: Measurement grid: dx=8mm, dy=8mm, dz=5mm

Reference Value = 42.28 V/m; Power Drift = 0.02 dB

Peak SAR (extrapolated) = 3.22 W/kg

SAR(1 g) = 1.70 W/kg; SAR(10 g) = 0.898 W/kg (SAR corrected for target medium)

Maximum value of SAR (measured) = 2.68 W/kg



B

Plots of System Verification

Test Laboratory: Bureau Veritas ADT SAR/HAC Testing Lab

Date: 2022/07/20

S22 System Check_H835_220720

DUT: Dipole 835 MHz; Type: D835V2; SN: 4d121

Communication System: UID 0, CW; Frequency: 835 MHz; Duty Cycle: 1:1

Medium: H07T10N1_0720 Medium parameters used: $f = 835$ MHz; $\sigma = 0.935$ S/m; $\epsilon_r = 40.695$; $\rho = 1000$ kg/m³

Ambient Temperature : 23.4 °C ; Liquid Temperature : 23.1 °C

DASY5 Configuration:

- Probe: EX3DV4 - SN3650; ConvF(9.76, 9.76, 9.76) @ 835 MHz; Calibrated: 2022/03/24
- Sensor-Surface: 1.4mm (Mechanical Surface Detection)
- Electronics: DAE4 Sn861; Calibrated: 2022/03/23
- Phantom: SAM Phantom_1985; Type: QD 000 P41 AA;
- Measurement SW: DASY52, Version 52.10 (4); SEMCAD X Version 14.6.14 (7501)

Pin=50mW/Area Scan (61x61x1): Interpolated grid: dx=1.500 mm, dy=1.500 mm

Maximum value of SAR (interpolated) = 0.645 W/kg

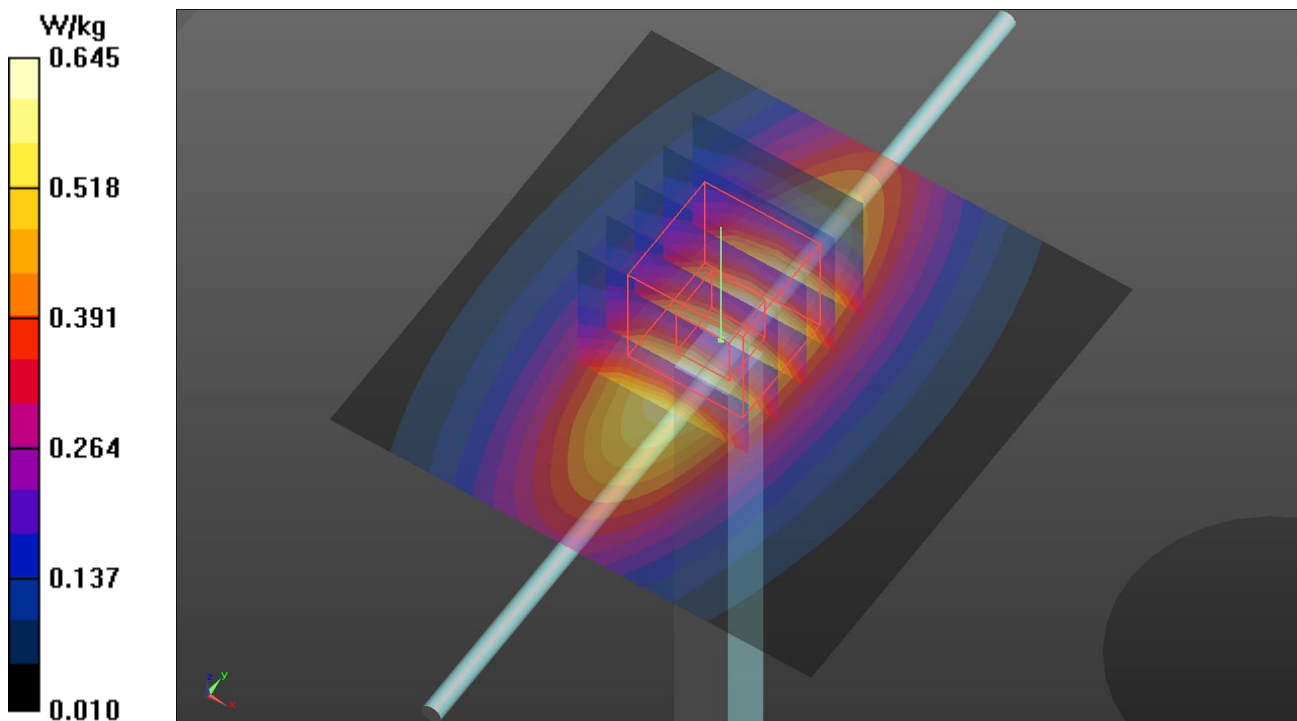
Pin=50mW/Zoom Scan (5x5x7)/Cube 0: Measurement grid: dx=8mm, dy=8mm, dz=5mm

Reference Value = 27.39 V/m; Power Drift = 0.03 dB

Peak SAR (extrapolated) = 0.730 W/kg

SAR(1 g) = 0.476 W/kg; SAR(10 g) = 0.314 W/kg (SAR corrected for target medium)

Maximum value of SAR (measured) = 0.652 W/kg



Plots of System Verification

Test Laboratory: Bureau Veritas ADT SAR/HAC Testing Lab

Date: 2022/07/21

S23 System Check_H1900_220721

DUT: Dipole 1900 MHz; Type: D1900V2; SN: 5d036

Communication System: UID 0, CW (0); Frequency: 1900 MHz; Duty Cycle: 1:1

Medium: H16T20N1_0721 Medium parameters used: $f = 1900$ MHz; $\sigma = 1.46$ S/m; $\epsilon_r = 38.643$; $\rho = 1000$ kg/m³

Ambient Temperature : 23.3 °C ; Liquid Temperature : 23.1 °C

DASY5 Configuration:

- Probe: EX3DV4 - SN3650; ConvF(8.18, 8.18, 8.18) @ 1900 MHz; Calibrated: 2022/03/24
- Sensor-Surface: 1.4mm (Mechanical Surface Detection)
- Electronics: DAE4 Sn861; Calibrated: 2022/03/23
- Phantom: SAM Phantom_1985; Type: QD 000 P41 AA;
- Measurement SW: DASY52, Version 52.10 (4); SEMCAD X Version 14.6.14 (7501)

Pin=50mW/Area Scan (61x61x1): Interpolated grid: dx=1.500 mm, dy=1.500 mm

Maximum value of SAR (interpolated) = 2.96 W/kg

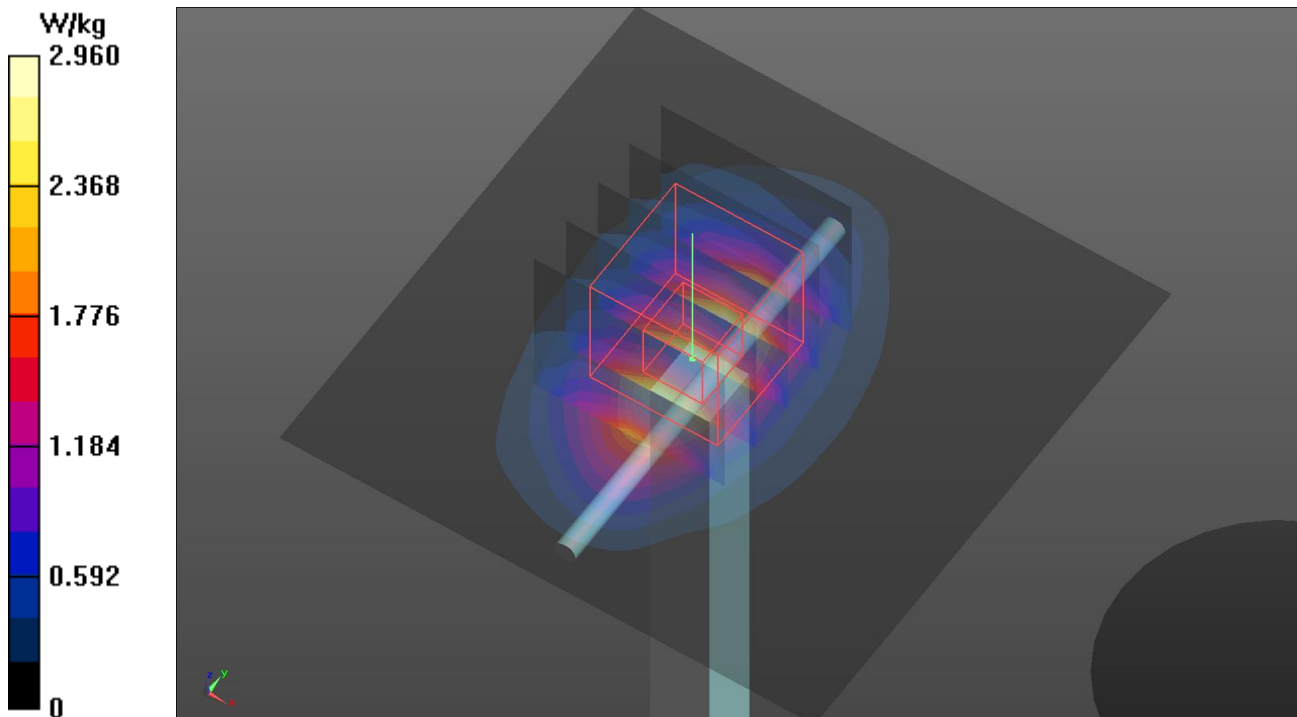
Pin=50mW/Zoom Scan (5x5x7)/Cube 0: Measurement grid: dx=8mm, dy=8mm, dz=5mm

Reference Value = 43.74 V/m; Power Drift = 0.05 dB

Peak SAR (extrapolated) = 3.64 W/kg

SAR(1 g) = 1.94 W/kg; SAR(10 g) = 1.02 W/kg (SAR corrected for target medium)

Maximum value of SAR (measured) = 3.09 W/kg



Plots of System Verification

Test Laboratory: Bureau Veritas ADT SAR/HAC Testing Lab

Date: 2022/07/22

S24 System Check_H1750_220722

DUT: Dipole 1750 MHz; Type: D1750V2; SN: 1055

Communication System: UID 0, CW; Frequency: 1750 MHz; Duty Cycle: 1:1

Medium: H16T20N1_0722 Medium parameters used: $f = 1750$ MHz; $\sigma = 1.369$ S/m; $\epsilon_r = 38.906$; $\rho = 1000$ kg/m³

Ambient Temperature : 23.4 °C ; Liquid Temperature : 23.2 °C

DASY5 Configuration:

- Probe: EX3DV4 - SN3650; ConvF(8.5, 8.5, 8.5) @ 1750 MHz; Calibrated: 2022/03/24
- Sensor-Surface: 1.4mm (Mechanical Surface Detection)
- Electronics: DAE4 Sn861; Calibrated: 2022/03/23
- Phantom: SAM Phantom_1985; Type: QD 000 P41 AA;
- Measurement SW: DASY52, Version 52.10 (4); SEMCAD X Version 14.6.14 (7501)

Pin=50mW/Area Scan (61x61x1): Interpolated grid: dx=1.500 mm, dy=1.500 mm

Maximum value of SAR (interpolated) = 2.55 W/kg

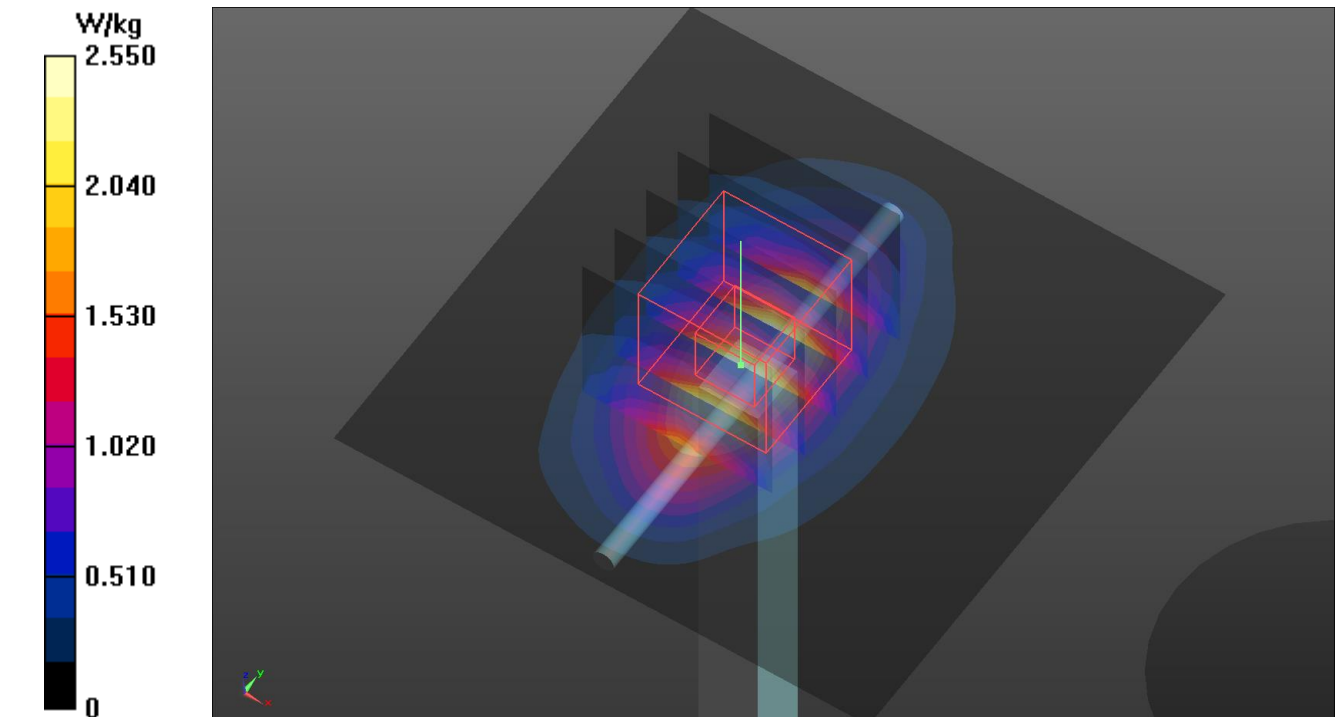
Pin=50mW/Zoom Scan (5x5x7)/Cube 0: Measurement grid: dx=8mm, dy=8mm, dz=5mm

Reference Value = 42.28 V/m; Power Drift = 0.02 dB

Peak SAR (extrapolated) = 3.22 W/kg

SAR(1 g) = 1.70 W/kg; SAR(10 g) = 0.898 W/kg (SAR corrected for target medium)

Maximum value of SAR (measured) = 2.68 W/kg



B

Plots of System Verification

Test Laboratory: Bureau Veritas ADT SAR/HAC Testing Lab

Date: 2022/07/20

S25 System Check_H835_220720

DUT: Dipole 835 MHz; Type: D835V2; SN: 4d121

Communication System: UID 0, CW; Frequency: 835 MHz; Duty Cycle: 1:1

Medium: H07T10N1_0720 Medium parameters used: $f = 835$ MHz; $\sigma = 0.935$ S/m; $\epsilon_r = 40.695$; $\rho = 1000$ kg/m³

Ambient Temperature : 23.4 °C ; Liquid Temperature : 23.1 °C

DASY5 Configuration:

- Probe: EX3DV4 - SN3650; ConvF(9.76, 9.76, 9.76) @ 835 MHz; Calibrated: 2022/03/24
- Sensor-Surface: 1.4mm (Mechanical Surface Detection)
- Electronics: DAE4 Sn861; Calibrated: 2022/03/23
- Phantom: SAM Phantom_1985; Type: QD 000 P41 AA;
- Measurement SW: DASY52, Version 52.10 (4); SEMCAD X Version 14.6.14 (7501)

Pin=50mW/Area Scan (61x61x1): Interpolated grid: dx=1.500 mm, dy=1.500 mm

Maximum value of SAR (interpolated) = 0.645 W/kg

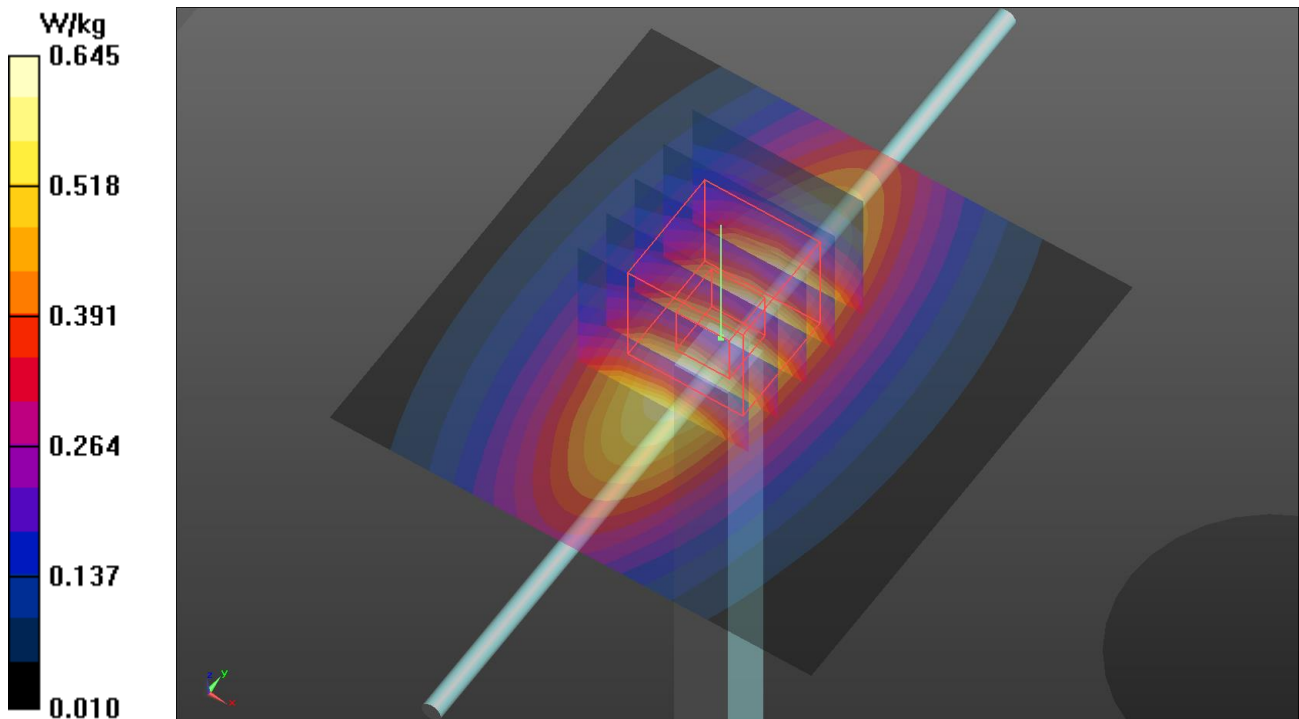
Pin=50mW/Zoom Scan (5x5x7)/Cube 0: Measurement grid: dx=8mm, dy=8mm, dz=5mm

Reference Value = 27.39 V/m; Power Drift = 0.03 dB

Peak SAR (extrapolated) = 0.730 W/kg

SAR(1 g) = 0.476 W/kg; SAR(10 g) = 0.314 W/kg (SAR corrected for target medium)

Maximum value of SAR (measured) = 0.652 W/kg



Plots of System Verification

Test Laboratory: Bureau Veritas ADT SAR/HAC Testing Lab

Date: 2022/07/23

S26 System Check_H2600_220723

DUT: Dipole 2600 MHz; Type: D2600V2; SN: 1020

Communication System: UID 0, CW; Frequency: 2600 MHz; Duty Cycle: 1:1

Medium: H19T27N0_0723 Medium parameters used: $f = 2600$ MHz; $\sigma = 2.052$ S/m; $\epsilon_r = 37.984$; $\rho = 1000$ kg/m³

Ambient Temperature : 23.5 °C ; Liquid Temperature : 23.1 °C

DASY5 Configuration:

- Probe: EX3DV4 - SN3650; ConvF(7.59, 7.59, 7.59) @ 2600 MHz; Calibrated: 2022/03/24
- Sensor-Surface: 1.4mm (Mechanical Surface Detection)
- Electronics: DAE4 Sn861; Calibrated: 2022/03/23
- Phantom: SAM Phantom_1985; Type: QD 000 P41 AA;
- Measurement SW: DASY52, Version 52.10 (4); SEMCAD X Version 14.6.14 (7501)

Pin=50mW/Area Scan (81x81x1): Interpolated grid: dx=1.200 mm, dy=1.200 mm

Maximum value of SAR (interpolated) = 4.71 W/kg

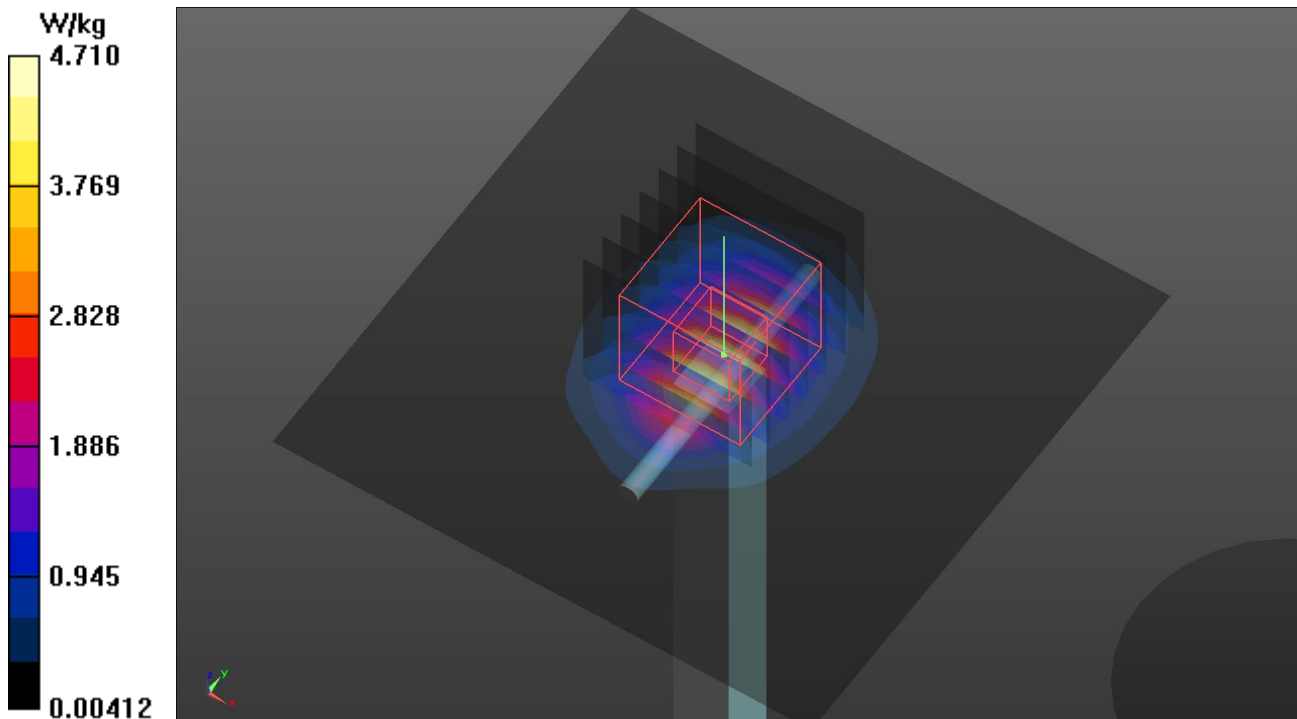
Pin=50mW/Zoom Scan (7x7x7)/Cube 0: Measurement grid: dx=5mm, dy=5mm, dz=5mm

Reference Value = 48.81 V/m; Power Drift = 0.02 dB

Peak SAR (extrapolated) = 5.80 W/kg

SAR(1 g) = 2.65 W/kg; SAR(10 g) = 1.20 W/kg (SAR corrected for target medium)

Maximum value of SAR (measured) = 4.65 W/kg



Plots of System Verification

Test Laboratory: Bureau Veritas ADT SAR/HAC Testing Lab

Date: 2022/07/20

S27 System Check_H750_220720

DUT: Dipole 750 MHz; Type: D750V3; SN: 1013

Communication System: UID 0, CW (0); Frequency: 750 MHz; Duty Cycle: 1:1

Medium: H06T09N1_0720 Medium parameters used: $f = 750$ MHz; $\sigma = 0.902$ S/m; $\epsilon_r = 41.57$; $\rho = 1000$ kg/m³

Ambient Temperature : 23.4 °C ; Liquid Temperature : 23.1 °C

DASY5 Configuration:

- Probe: EX3DV4 - SN3650; ConvF(9.9, 9.9, 9.9) @ 750 MHz; Calibrated: 2022/03/24
- Sensor-Surface: 1.4mm (Mechanical Surface Detection)
- Electronics: DAE4 Sn861; Calibrated: 2022/03/23
- Phantom: SAM Phantom_1985; Type: QD 000 P41 AA;
- Measurement SW: DASY52, Version 52.10 (4); SEMCAD X Version 14.6.14 (7501)

Pin=50mW/Area Scan (61x61x1): Interpolated grid: dx=1.500 mm, dy=1.500 mm

Maximum value of SAR (interpolated) = 0.527 W/kg

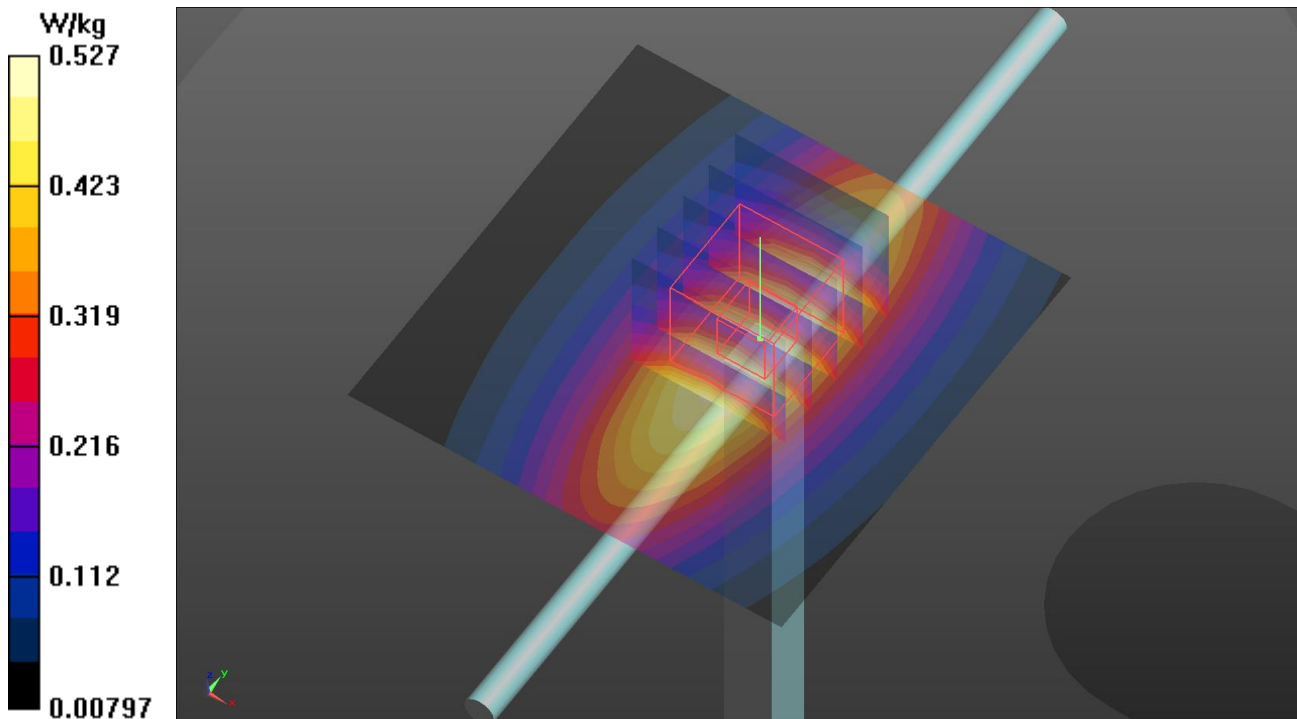
Pin=50mW/Zoom Scan (5x5x7)/Cube 0: Measurement grid: dx=8mm, dy=8mm, dz=5mm

Reference Value = 23.62 V/m; Power Drift = -0.13 dB

Peak SAR (extrapolated) = 0.614 W/kg

SAR(1 g) = 0.402 W/kg; SAR(10 g) = 0.265 W/kg (SAR corrected for target medium)

Maximum value of SAR (measured) = 0.543 W/kg



Plots of System Verification

Test Laboratory: Bureau Veritas ADT SAR/HAC Testing Lab

Date: 2022/07/20

S28 System Check_H750_220720

DUT: Dipole 750 MHz; Type: D750V3; SN: 1013

Communication System: UID 0, CW (0); Frequency: 750 MHz; Duty Cycle: 1:1

Medium: H06T09N1_0720 Medium parameters used: $f = 750$ MHz; $\sigma = 0.902$ S/m; $\epsilon_r = 41.57$; $\rho = 1000$ kg/m³

Ambient Temperature : 23.4 °C ; Liquid Temperature : 23.1 °C

DASY5 Configuration:

- Probe: EX3DV4 - SN3650; ConvF(9.9, 9.9, 9.9) @ 750 MHz; Calibrated: 2022/03/24
- Sensor-Surface: 1.4mm (Mechanical Surface Detection)
- Electronics: DAE4 Sn861; Calibrated: 2022/03/23
- Phantom: SAM Phantom_1985; Type: QD 000 P41 AA;
- Measurement SW: DASY52, Version 52.10 (4); SEMCAD X Version 14.6.14 (7501)

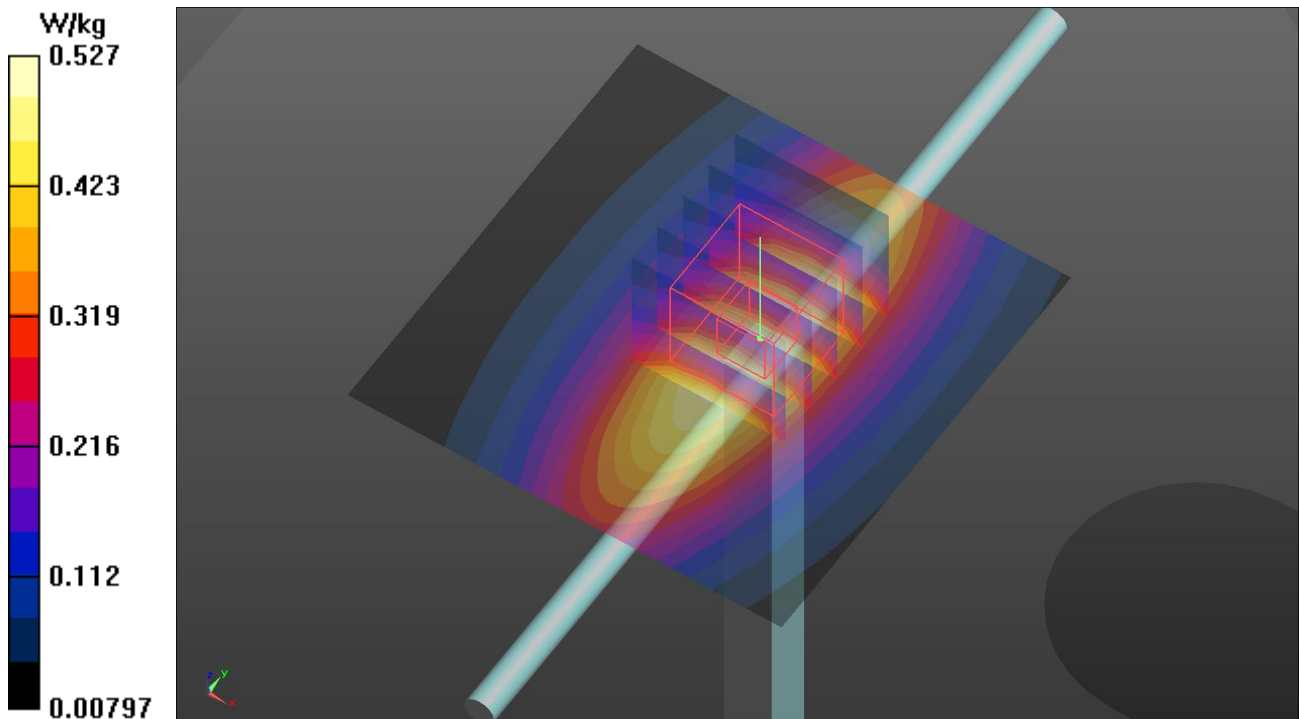
Pin=50mW/Area Scan (61x61x1): Interpolated grid: dx=1.500 mm, dy=1.500 mm
Maximum value of SAR (interpolated) = 0.527 W/kg

Pin=50mW/Zoom Scan (5x5x7)/Cube 0: Measurement grid: dx=8mm, dy=8mm, dz=5mm
Reference Value = 23.62 V/m; Power Drift = -0.13 dB

Peak SAR (extrapolated) = 0.614 W/kg

SAR(1 g) = 0.402 W/kg; SAR(10 g) = 0.265 W/kg (SAR corrected for target medium)

Maximum value of SAR (measured) = 0.543 W/kg



Plots of System Verification

Test Laboratory: Bureau Veritas ADT SAR/HAC Testing Lab

Date: 2022/07/23

S29 System Check_H2600_220723

DUT: Dipole 2600 MHz; Type: D2600V2; SN: 1020

Communication System: UID 0, CW; Frequency: 2600 MHz; Duty Cycle: 1:1

Medium: H19T27N0_0723 Medium parameters used: $f = 2600$ MHz; $\sigma = 2.052$ S/m; $\epsilon_r = 37.984$; $\rho = 1000$ kg/m³

Ambient Temperature : 23.5 °C ; Liquid Temperature : 23.1 °C

DASY5 Configuration:

- Probe: EX3DV4 - SN3650; ConvF(7.59, 7.59, 7.59) @ 2600 MHz; Calibrated: 2022/03/24
- Sensor-Surface: 1.4mm (Mechanical Surface Detection)
- Electronics: DAE4 Sn861; Calibrated: 2022/03/23
- Phantom: SAM Phantom_1985; Type: QD 000 P41 AA;
- Measurement SW: DASY52, Version 52.10 (4); SEMCAD X Version 14.6.14 (7501)

Pin=50mW/Area Scan (81x81x1): Interpolated grid: dx=1.200 mm, dy=1.200 mm

Maximum value of SAR (interpolated) = 4.71 W/kg

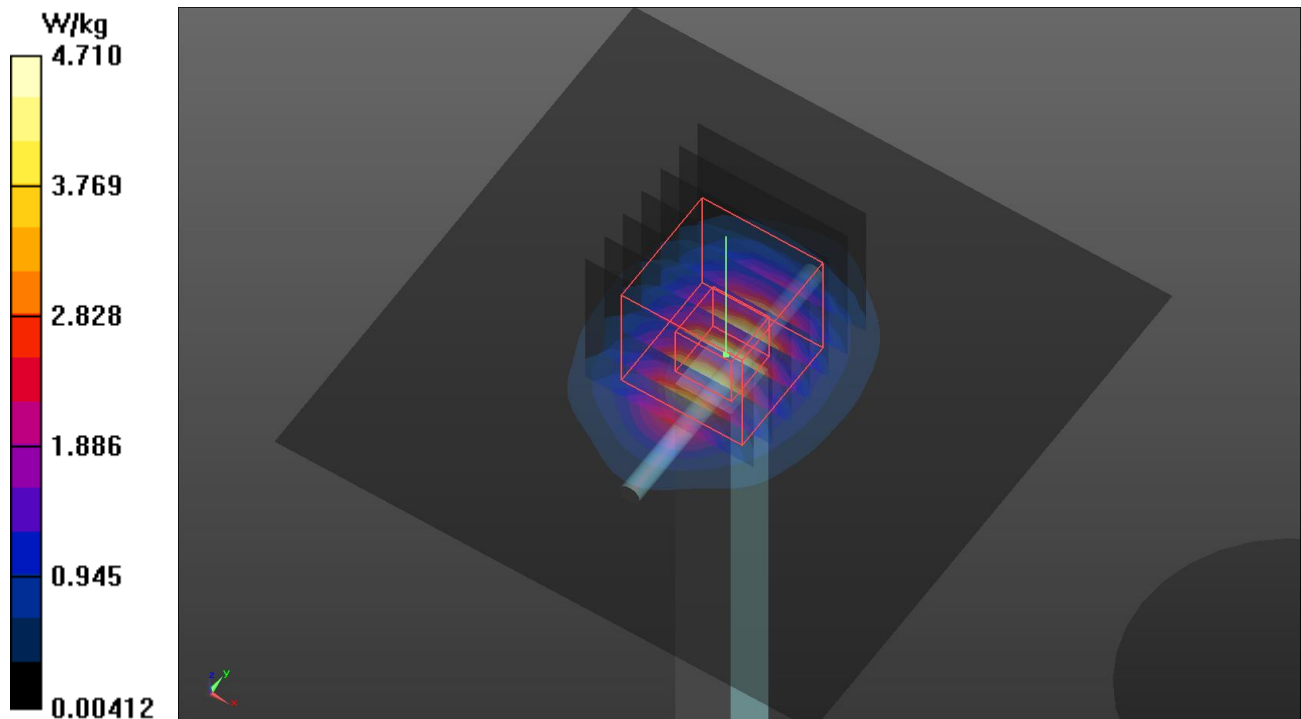
Pin=50mW/Zoom Scan (7x7x7)/Cube 0: Measurement grid: dx=5mm, dy=5mm, dz=5mm

Reference Value = 48.81 V/m; Power Drift = 0.02 dB

Peak SAR (extrapolated) = 5.80 W/kg

SAR(1 g) = 2.65 W/kg; SAR(10 g) = 1.20 W/kg (SAR corrected for target medium)

Maximum value of SAR (measured) = 4.65 W/kg



Plots of System Verification

Test Laboratory: Bureau Veritas ADT SAR/HAC Testing Lab

Date: 2022/7/19

S30 System Check_H2450_220719

DUT: Dipole 2450 MHz; Type: D2450V2; SN: 737

Communication System: UID 0, CW; Frequency: 2450 MHz; Duty Cycle: 1:1

Medium: H19T27N1_0719 Medium parameters used (interpolated): $f = 2450$ MHz; $\sigma = 1.829$ S/m; $\epsilon_r = 38.581$; $\rho = 1000$ kg/m³

Ambient Temperature : 23.7 °C ; Liquid Temperature : 23.3 °C

DASY5 Configuration:

- Probe: EX3DV4 - SN3971; ConvF(7.98, 7.98, 7.98) @ 2450 MHz; Calibrated: 2022/01/25
- Sensor-Surface: 1.4mm (Mechanical Surface Detection)
- Electronics: DAE4 Sn1277; Calibrated: 2022/01/19
- Phantom: Twin SAM Phantom_1885; Type: QD000P40CD;
- Measurement SW: DASY52, Version 52.10 (4); SEMCAD X Version 14.6.14 (7501)

Pin=50mW/Area Scan (81x81x1): Interpolated grid: dx=1.200 mm, dy=1.200 mm

Maximum value of SAR (interpolated) = 4.05 W/kg

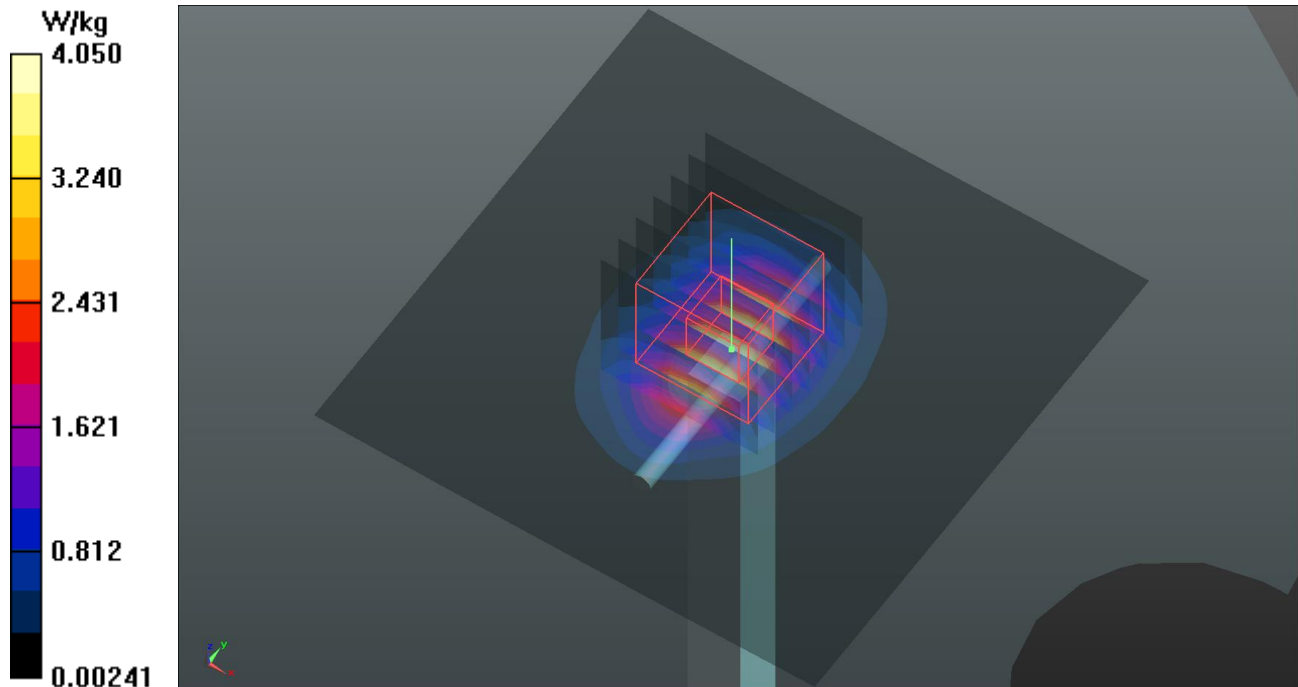
Pin=50mW/Zoom Scan (7x7x7)/Cube 0: Measurement grid: dx=5mm, dy=5mm, dz=5mm

Reference Value = 47.98 V/m; Power Drift = -0.03 dB

Peak SAR (extrapolated) = 5.21 W/kg

SAR(1 g) = 2.56 W/kg; SAR(10 g) = 1.30 W/kg (SAR corrected for target medium)

Maximum value of SAR (measured) = 4.08 W/kg



Plots of System Verification

Test Laboratory: Bureau Veritas ADT SAR/HAC Testing Lab

Date: 2022/7/19

S31 System Check_H5250_220719

DUT: Dipole 5 GHz; Type: D5GHzV2; SN: 1019

Communication System: UID 0, CW; Frequency: 5250 MHz; Duty Cycle: 1:1

Medium: H34T60N1_0719 Medium parameters used: $f = 5250$ MHz; $\sigma = 4.795$ S/m; $\epsilon_r = 35.269$; $\rho = 1000$ kg/m³

Ambient Temperature : 23.7 °C ; Liquid Temperature : 23.3 °C

DASY5 Configuration:

- Probe: EX3DV4 - SN3971; ConvF(5.1, 5.1, 5.1) @ 5250 MHz; Calibrated: 2022/01/25
- Sensor-Surface: 1.4mm (Mechanical Surface Detection)
- Electronics: DAE4 Sn1277; Calibrated: 2022/01/19
- Phantom: Twin SAM Phantom_1885; Type: QD000P40CD;
- Measurement SW: DASY52, Version 52.10 (4); SEMCAD X Version 14.6.14 (7501)

Pin=50mW/Area Scan (91x91x1): Interpolated grid: dx=1.000 mm, dy=1.000 mm

Maximum value of SAR (interpolated) = 9.24 W/kg

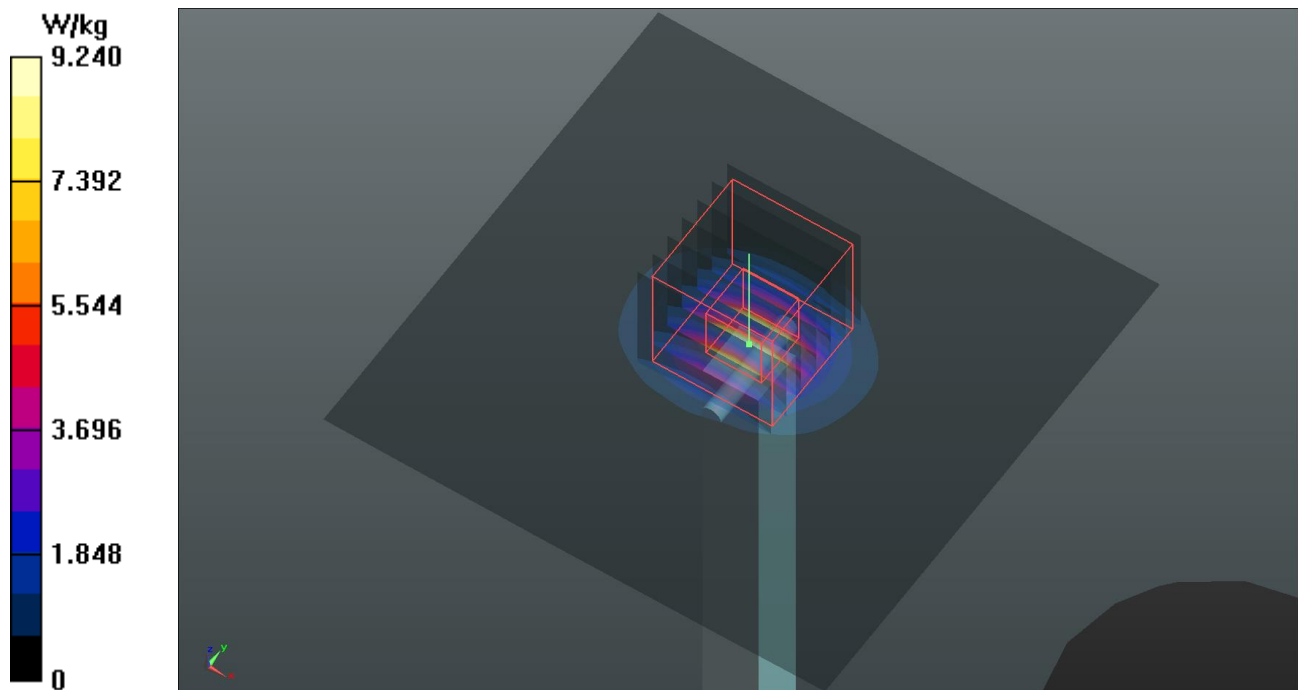
Pin=50mW/Zoom Scan (7x7x7)/Cube 0: Measurement grid: dx=4mm, dy=4mm, dz=1.4mm

Reference Value = 48.66 V/m; Power Drift = -0.03 dB

Peak SAR (extrapolated) = 16.2 W/kg

SAR(1 g) = 4.07 W/kg; SAR(10 g) = 1.19 W/kg (SAR corrected for target medium)

Maximum value of SAR (measured) = 10.1 W/kg



Plots of System Verification

Test Laboratory: Bureau Veritas ADT SAR/HAC Testing Lab

Date: 2022/7/19

S32 System Check_H5600_220719

DUT: Dipole 5 GHz; Type: D5GHzV2; SN: 1019

Communication System: UID 0, CW (0); Frequency: 5600 MHz; Duty Cycle: 1:1

Medium: H34T60N1_0719 Medium parameters used: $f = 5600$ MHz; $\sigma = 5.178$ S/m; $\epsilon_r = 34.66$; $\rho = 1000$ kg/m³

Ambient Temperature : 23.7 °C ; Liquid Temperature : 23.3 °C

DASY5 Configuration:

- Probe: EX3DV4 - SN3971; ConvF(4.8, 4.8, 4.8) @ 5600 MHz; Calibrated: 2022/01/25
- Sensor-Surface: 1.4mm (Mechanical Surface Detection)
- Electronics: DAE4 Sn1277; Calibrated: 2022/01/19
- Phantom: Twin SAM Phantom_1885; Type: QD000P40CD;
- Measurement SW: DASY52, Version 52.10 (4); SEMCAD X Version 14.6.14 (7501)

Pin=50mW/Area Scan (91x91x1): Interpolated grid: dx=1.000 mm, dy=1.000 mm

Maximum value of SAR (interpolated) = 9.88 W/kg

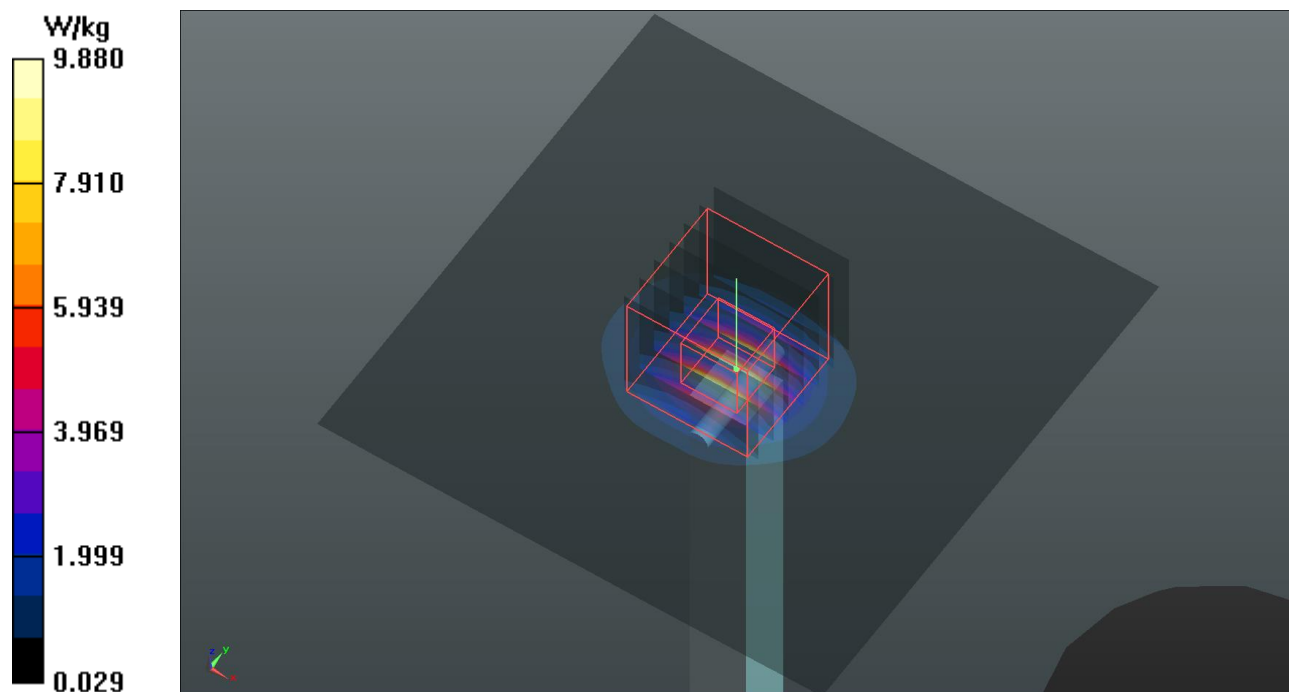
Pin=50mW/Zoom Scan (7x7x7)/Cube 0: Measurement grid: dx=4mm, dy=4mm, dz=1.4mm

Reference Value = 47.84 V/m; Power Drift = -0.08 dB

Peak SAR (extrapolated) = 18.1 W/kg

SAR(1 g) = 4.16 W/kg; SAR(10 g) = 1.21 W/kg (SAR corrected for target medium)

Maximum value of SAR (measured) = 10.7 W/kg



Plots of System Verification

Test Laboratory: Bureau Veritas ADT SAR/HAC Testing Lab

Date: 2022/7/19

S33 System Check_H5750_220719

DUT: Dipole 5 GHz; Type: D5GHzV2; SN: 1019

Communication System: UID 0, CW; Frequency: 5750 MHz; Duty Cycle: 1:1

Medium: H34T60N1_0719 Medium parameters used: $f = 5750$ MHz; $\sigma = 5.34$ S/m; $\epsilon_r = 34.366$; $\rho = 1000$ kg/m³

Ambient Temperature : 23.7 °C ; Liquid Temperature : 23.3 °C

DASY5 Configuration:

- Probe: EX3DV4 - SN3971; ConvF(4.85, 4.85, 4.85) @ 5750 MHz; Calibrated: 2022/01/25
- Sensor-Surface: 1.4mm (Mechanical Surface Detection)
- Electronics: DAE4 Sn1277; Calibrated: 2022/01/19
- Phantom: Twin SAM Phantom_1885; Type: QD000P40CD;
- Measurement SW: DASY52, Version 52.10 (4); SEMCAD X Version 14.6.14 (7501)

Pin=50mW/Area Scan (91x91x1): Interpolated grid: dx=1.000 mm, dy=1.000 mm

Maximum value of SAR (interpolated) = 9.01 W/kg

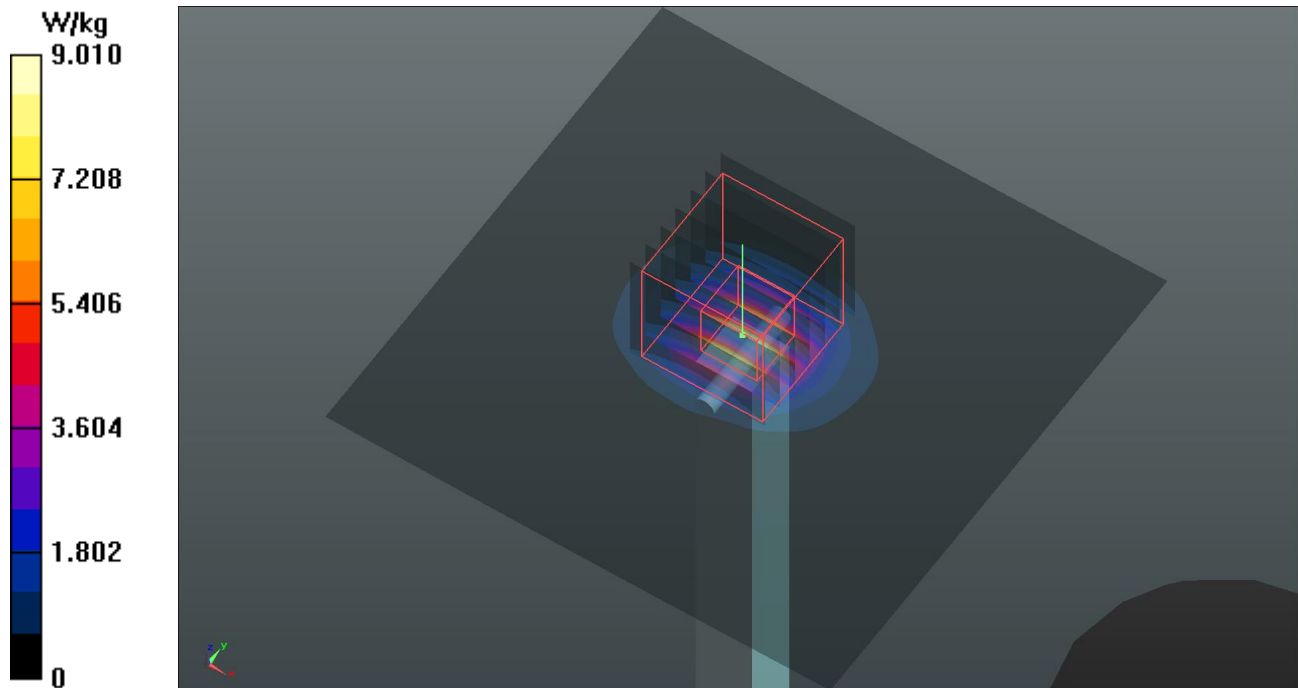
Pin=50mW/Zoom Scan (7x7x7)/Cube 0: Measurement grid: dx=4mm, dy=4mm, dz=1.4mm

Reference Value = 45.59 V/m; Power Drift = 0.04 dB

Peak SAR (extrapolated) = 16.6 W/kg

SAR(1 g) = 3.77 W/kg; SAR(10 g) = 1.10 W/kg (SAR corrected for target medium)

Maximum value of SAR (measured) = 9.81 W/kg



Plots of System Verification

Test Laboratory: Bureau Veritas ADT SAR/HAC Testing Lab

Date: 2022/7/19

S34 System Check_H2450_220719

DUT: Dipole 2450 MHz; Type: D2450V2; SN: 737

Communication System: UID 0, CW; Frequency: 2450 MHz; Duty Cycle: 1:1

Medium: H19T27N1_0719 Medium parameters used (interpolated): $f = 2450$ MHz; $\sigma = 1.829$ S/m; $\epsilon_r = 38.581$; $\rho = 1000$ kg/m³

Ambient Temperature : 23.7 °C ; Liquid Temperature : 23.3 °C

DASY5 Configuration:

- Probe: EX3DV4 - SN3971; ConvF(7.98, 7.98, 7.98) @ 2450 MHz; Calibrated: 2022/01/25
- Sensor-Surface: 1.4mm (Mechanical Surface Detection)
- Electronics: DAE4 Sn1277; Calibrated: 2022/01/19
- Phantom: Twin SAM Phantom_1885; Type: QD000P40CD;
- Measurement SW: DASY52, Version 52.10 (4); SEMCAD X Version 14.6.14 (7501)

Pin=50mW/Area Scan (81x81x1): Interpolated grid: dx=1.200 mm, dy=1.200 mm

Maximum value of SAR (interpolated) = 4.05 W/kg

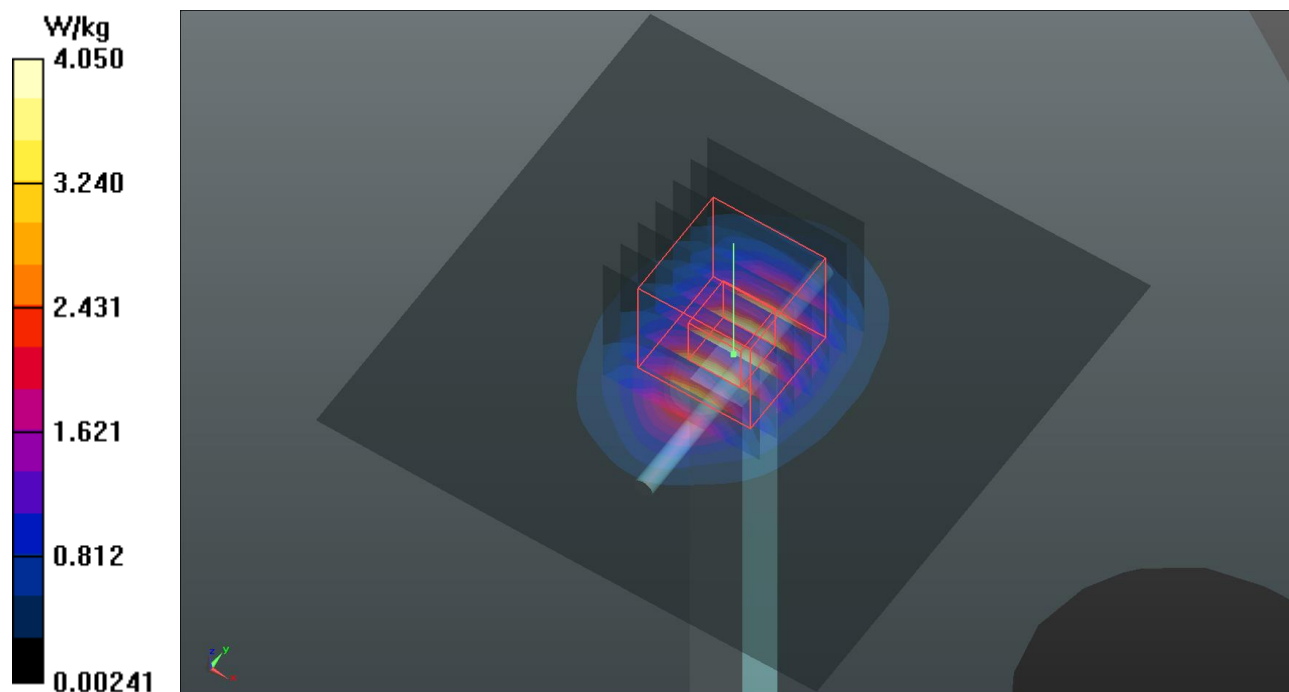
Pin=50mW/Zoom Scan (7x7x7)/Cube 0: Measurement grid: dx=5mm, dy=5mm, dz=5mm

Reference Value = 47.98 V/m; Power Drift = -0.03 dB

Peak SAR (extrapolated) = 5.21 W/kg

SAR(1 g) = 2.56 W/kg; SAR(10 g) = 1.30 W/kg (SAR corrected for target medium)

Maximum value of SAR (measured) = 4.08 W/kg



Plots of System Verification

Test Laboratory: Bureau Veritas ADT SAR/HAC Testing Lab

Date: 2022/07/20

S35 System Check_H835_220720

DUT: Dipole 835 MHz; Type: D835V2; SN: 4d121

Communication System: UID 0, CW; Frequency: 835 MHz; Duty Cycle: 1:1

Medium: H07T10N1_0720 Medium parameters used: $f = 835$ MHz; $\sigma = 0.935$ S/m; $\epsilon_r = 40.695$; $\rho = 1000$ kg/m³

Ambient Temperature : 23.4 °C ; Liquid Temperature : 23.1 °C

DASY5 Configuration:

- Probe: EX3DV4 - SN3650; ConvF(9.76, 9.76, 9.76) @ 835 MHz; Calibrated: 2022/03/24
- Sensor-Surface: 1.4mm (Mechanical Surface Detection)
- Electronics: DAE4 Sn861; Calibrated: 2022/03/23
- Phantom: SAM Phantom_1985; Type: QD 000 P41 AA;
- Measurement SW: DASY52, Version 52.10 (4); SEMCAD X Version 14.6.14 (7501)

Pin=50mW/Area Scan (61x61x1): Interpolated grid: dx=1.500 mm, dy=1.500 mm

Maximum value of SAR (interpolated) = 0.645 W/kg

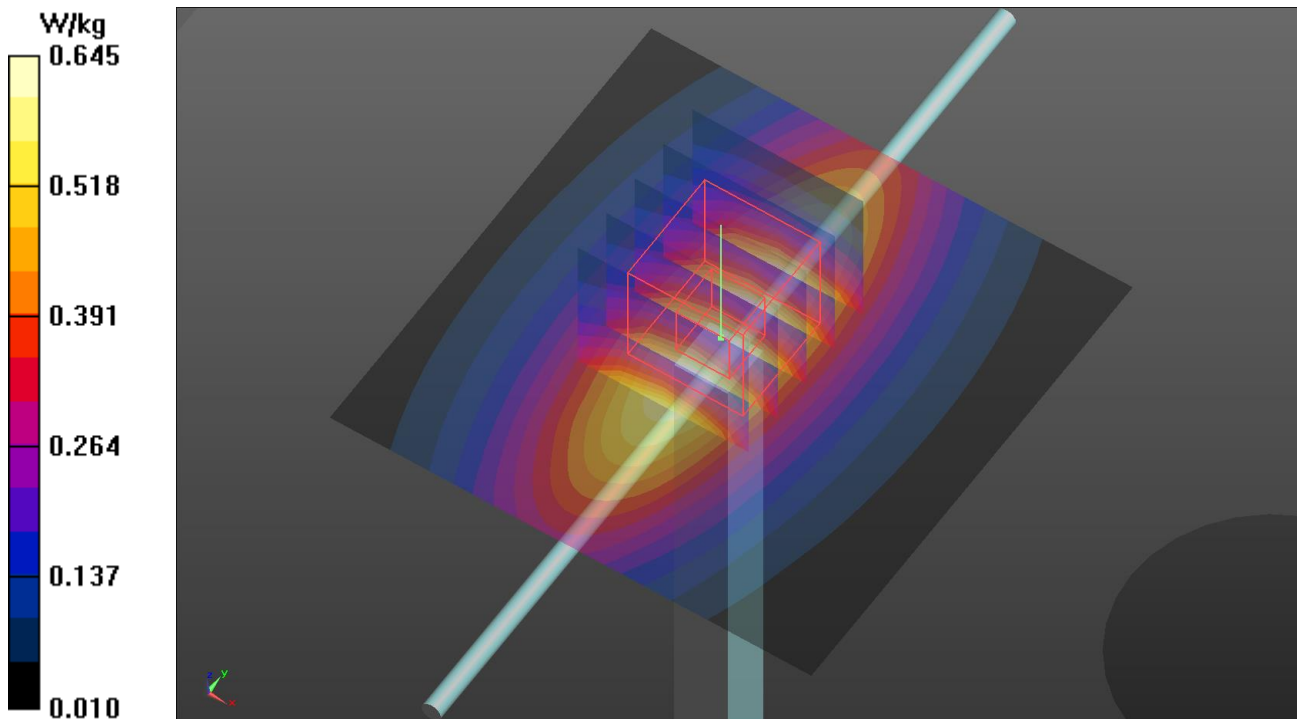
Pin=50mW/Zoom Scan (5x5x7)/Cube 0: Measurement grid: dx=8mm, dy=8mm, dz=5mm

Reference Value = 27.39 V/m; Power Drift = 0.03 dB

Peak SAR (extrapolated) = 0.730 W/kg

SAR(1 g) = 0.476 W/kg; SAR(10 g) = 0.314 W/kg (SAR corrected for target medium)

Maximum value of SAR (measured) = 0.652 W/kg



Plots of System Verification

Test Laboratory: Bureau Veritas ADT SAR/HAC Testing Lab

Date: 2022/07/21

S36 System Check_H1900_220721

DUT: Dipole 1900 MHz; Type: D1900V2; SN: 5d036

Communication System: UID 0, CW (0); Frequency: 1900 MHz; Duty Cycle: 1:1

Medium: H16T20N1_0721 Medium parameters used: $f = 1900$ MHz; $\sigma = 1.46$ S/m; $\epsilon_r = 38.643$; $\rho = 1000$ kg/m³

Ambient Temperature : 23.3 °C ; Liquid Temperature : 23.1 °C

DASY5 Configuration:

- Probe: EX3DV4 - SN3650; ConvF(8.18, 8.18, 8.18) @ 1900 MHz; Calibrated: 2022/03/24
- Sensor-Surface: 1.4mm (Mechanical Surface Detection)
- Electronics: DAE4 Sn861; Calibrated: 2022/03/23
- Phantom: SAM Phantom_1985; Type: QD 000 P41 AA;
- Measurement SW: DASY52, Version 52.10 (4); SEMCAD X Version 14.6.14 (7501)

Pin=50mW/Area Scan (61x61x1): Interpolated grid: dx=1.500 mm, dy=1.500 mm

Maximum value of SAR (interpolated) = 2.96 W/kg

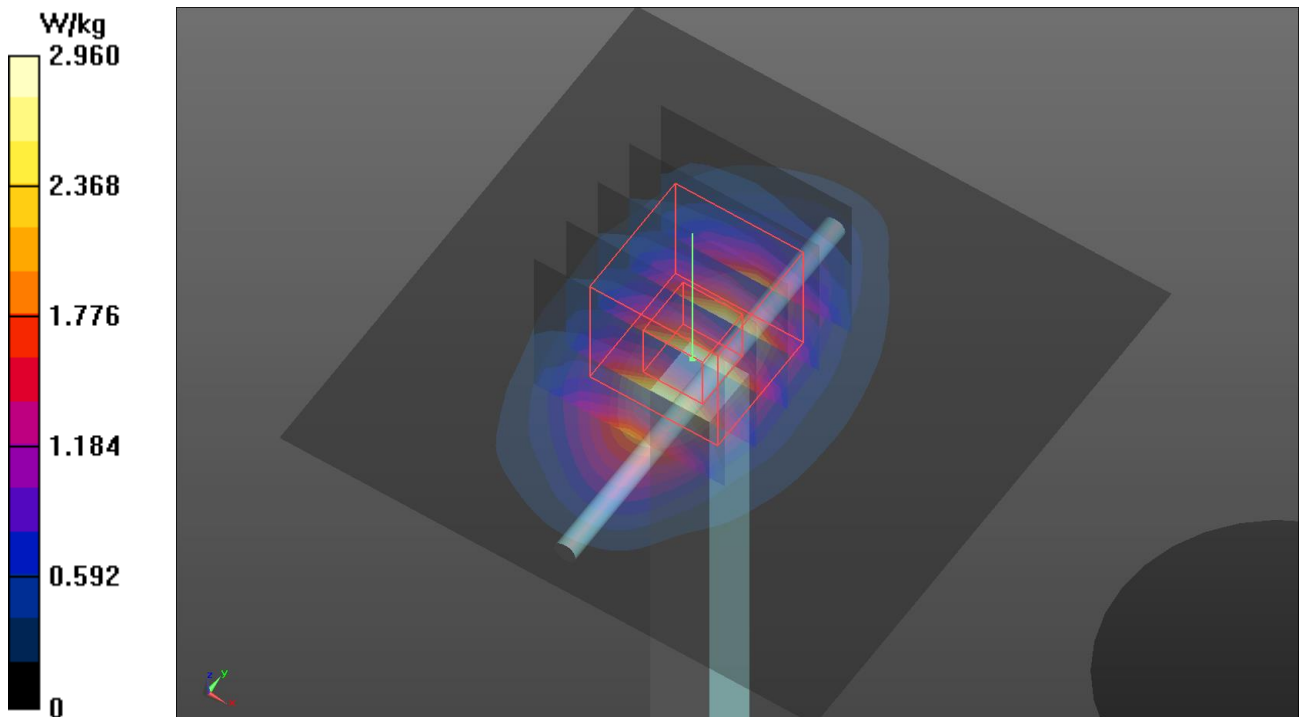
Pin=50mW/Zoom Scan (5x5x7)/Cube 0: Measurement grid: dx=8mm, dy=8mm, dz=5mm

Reference Value = 43.74 V/m; Power Drift = 0.05 dB

Peak SAR (extrapolated) = 3.64 W/kg

SAR(1 g) = 1.94 W/kg; SAR(10 g) = 1.02 W/kg (SAR corrected for target medium)

Maximum value of SAR (measured) = 3.09 W/kg



Plots of System Verification

Test Laboratory: Bureau Veritas ADT SAR/HAC Testing Lab

Date: 2022/07/21

S37 System Check_H1900_220721

DUT: Dipole 1900 MHz; Type: D1900V2; SN: 5d036

Communication System: UID 0, CW (0); Frequency: 1900 MHz; Duty Cycle: 1:1

Medium: H16T20N1_0721 Medium parameters used: $f = 1900$ MHz; $\sigma = 1.46$ S/m; $\epsilon_r = 38.643$; $\rho = 1000$ kg/m³

Ambient Temperature : 23.3 °C ; Liquid Temperature : 23.1 °C

DASY5 Configuration:

- Probe: EX3DV4 - SN3650; ConvF(8.18, 8.18, 8.18) @ 1900 MHz; Calibrated: 2022/03/24
- Sensor-Surface: 1.4mm (Mechanical Surface Detection)
- Electronics: DAE4 Sn861; Calibrated: 2022/03/23
- Phantom: SAM Phantom_1985; Type: QD 000 P41 AA;
- Measurement SW: DASY52, Version 52.10 (4); SEMCAD X Version 14.6.14 (7501)

Pin=50mW/Area Scan (61x61x1): Interpolated grid: dx=1.500 mm, dy=1.500 mm

Maximum value of SAR (interpolated) = 2.96 W/kg

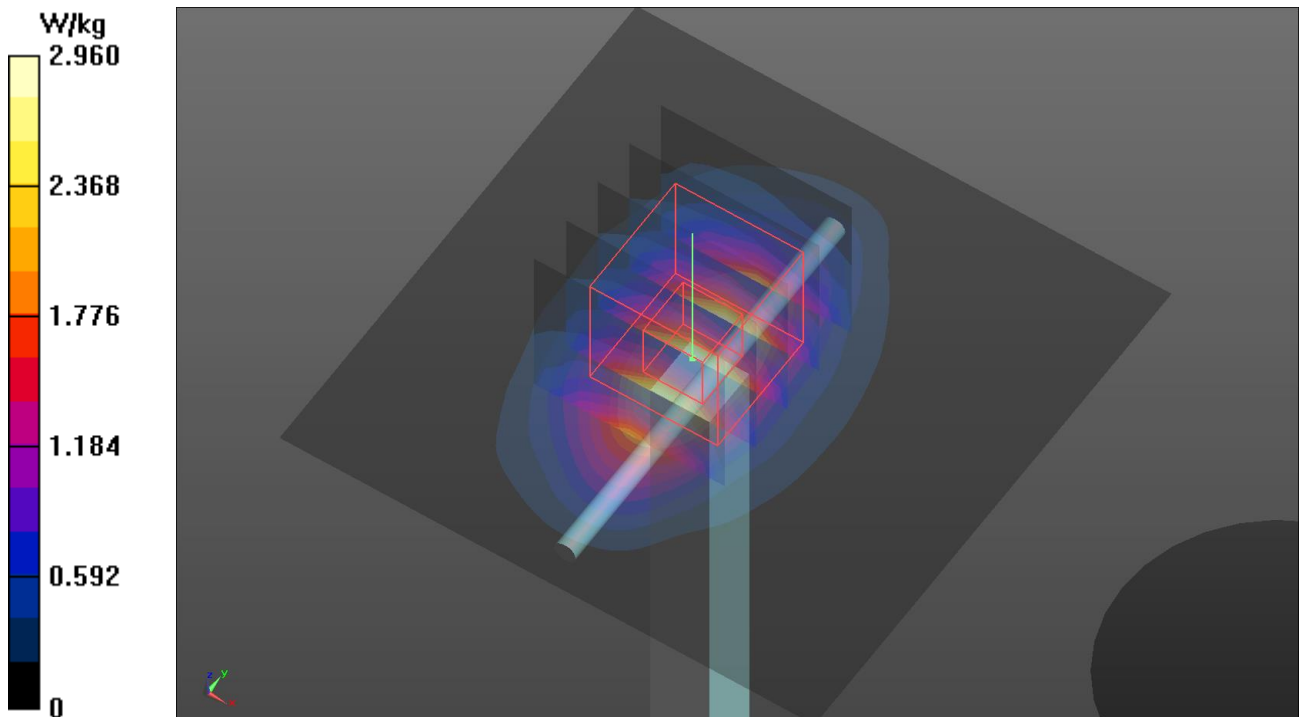
Pin=50mW/Zoom Scan (5x5x7)/Cube 0: Measurement grid: dx=8mm, dy=8mm, dz=5mm

Reference Value = 43.74 V/m; Power Drift = 0.05 dB

Peak SAR (extrapolated) = 3.64 W/kg

SAR(1 g) = 1.94 W/kg; SAR(10 g) = 1.02 W/kg (SAR corrected for target medium)

Maximum value of SAR (measured) = 3.09 W/kg



Plots of System Verification

Test Laboratory: Bureau Veritas ADT SAR/HAC Testing Lab

Date: 2022/07/22

S38 System Check_H1750_220722

DUT: Dipole 1750 MHz; Type: D1750V2; SN: 1055

Communication System: UID 0, CW; Frequency: 1750 MHz; Duty Cycle: 1:1

Medium: H16T20N1_0722 Medium parameters used: $f = 1750$ MHz; $\sigma = 1.369$ S/m; $\epsilon_r = 38.906$; $\rho = 1000$ kg/m³

Ambient Temperature : 23.4 °C ; Liquid Temperature : 23.2 °C

DASY5 Configuration:

- Probe: EX3DV4 - SN3650; ConvF(8.5, 8.5, 8.5) @ 1750 MHz; Calibrated: 2022/03/24
- Sensor-Surface: 1.4mm (Mechanical Surface Detection)
- Electronics: DAE4 Sn861; Calibrated: 2022/03/23
- Phantom: SAM Phantom_1985; Type: QD 000 P41 AA;
- Measurement SW: DASY52, Version 52.10 (4); SEMCAD X Version 14.6.14 (7501)

Pin=50mW/Area Scan (61x61x1): Interpolated grid: dx=1.500 mm, dy=1.500 mm

Maximum value of SAR (interpolated) = 2.55 W/kg

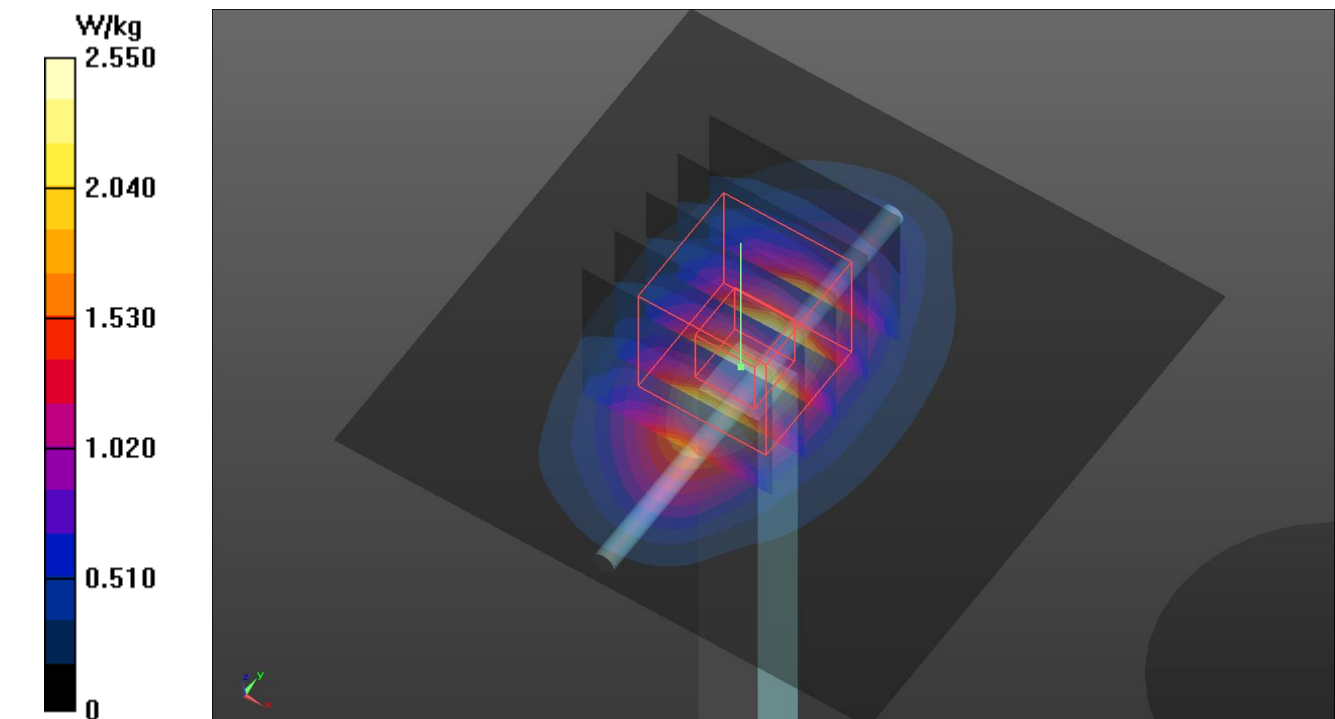
Pin=50mW/Zoom Scan (5x5x7)/Cube 0: Measurement grid: dx=8mm, dy=8mm, dz=5mm

Reference Value = 42.28 V/m; Power Drift = 0.02 dB

Peak SAR (extrapolated) = 3.22 W/kg

SAR(1 g) = 1.70 W/kg; SAR(10 g) = 0.898 W/kg (SAR corrected for target medium)

Maximum value of SAR (measured) = 2.68 W/kg



B

Plots of System Verification

Test Laboratory: Bureau Veritas ADT SAR/HAC Testing Lab

Date: 2022/07/20

S39 System Check_H835_220720

DUT: Dipole 835 MHz; Type: D835V2; SN: 4d121

Communication System: UID 0, CW; Frequency: 835 MHz; Duty Cycle: 1:1

Medium: H07T10N1_0720 Medium parameters used: $f = 835$ MHz; $\sigma = 0.935$ S/m; $\epsilon_r = 40.695$; $\rho = 1000$ kg/m³

Ambient Temperature : 23.4 °C ; Liquid Temperature : 23.1 °C

DASY5 Configuration:

- Probe: EX3DV4 - SN3650; ConvF(9.76, 9.76, 9.76) @ 835 MHz; Calibrated: 2022/03/24
- Sensor-Surface: 1.4mm (Mechanical Surface Detection)
- Electronics: DAE4 Sn861; Calibrated: 2022/03/23
- Phantom: SAM Phantom_1985; Type: QD 000 P41 AA;
- Measurement SW: DASY52, Version 52.10 (4); SEMCAD X Version 14.6.14 (7501)

Pin=50mW/Area Scan (61x61x1): Interpolated grid: dx=1.500 mm, dy=1.500 mm
Maximum value of SAR (interpolated) = 0.645 W/kg

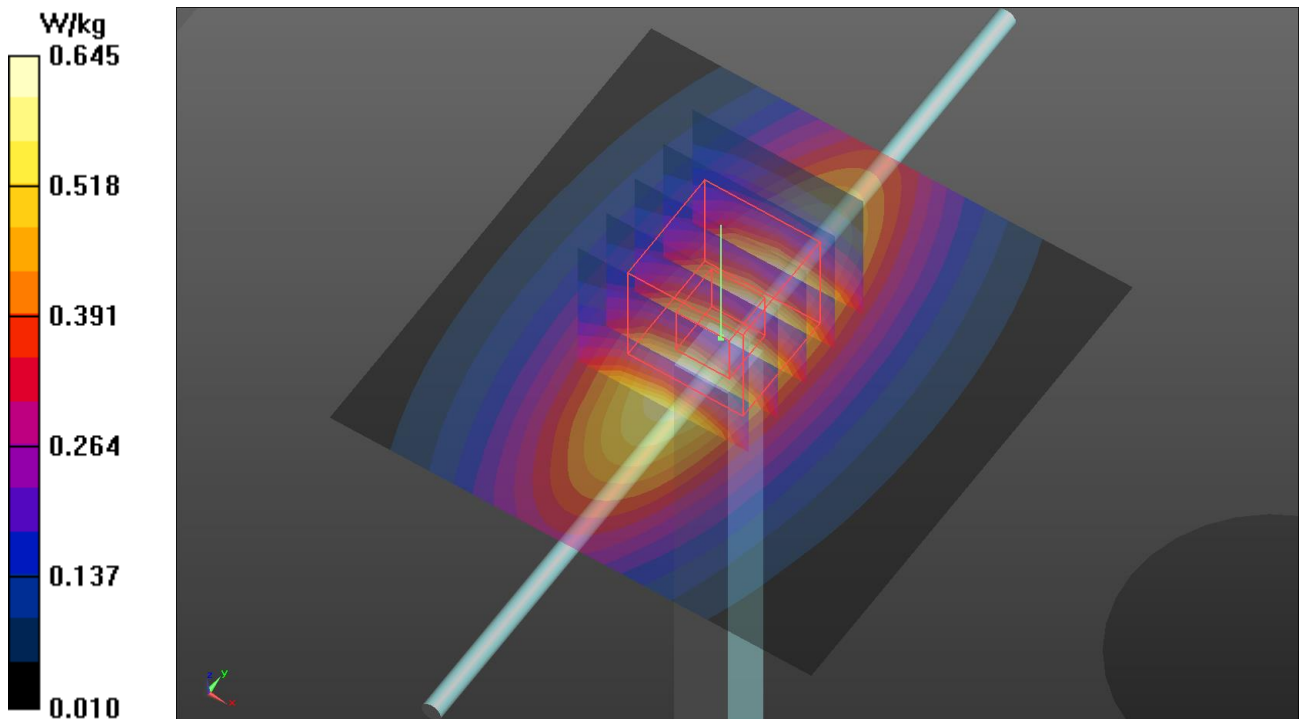
Pin=50mW/Zoom Scan (5x5x7)/Cube 0: Measurement grid: dx=8mm, dy=8mm, dz=5mm

Reference Value = 27.39 V/m; Power Drift = 0.03 dB

Peak SAR (extrapolated) = 0.730 W/kg

SAR(1 g) = 0.476 W/kg; SAR(10 g) = 0.314 W/kg (SAR corrected for target medium)

Maximum value of SAR (measured) = 0.652 W/kg



Plots of System Verification

Test Laboratory: Bureau Veritas ADT SAR/HAC Testing Lab

Date: 2022/07/21

S40 System Check_H1900_220721

DUT: Dipole 1900 MHz; Type: D1900V2; SN: 5d036

Communication System: UID 0, CW (0); Frequency: 1900 MHz; Duty Cycle: 1:1

Medium: H16T20N1_0721 Medium parameters used: $f = 1900$ MHz; $\sigma = 1.46$ S/m; $\epsilon_r = 38.643$; $\rho = 1000$ kg/m³

Ambient Temperature : 23.3 °C ; Liquid Temperature : 23.1 °C

DASY5 Configuration:

- Probe: EX3DV4 - SN3650; ConvF(8.18, 8.18, 8.18) @ 1900 MHz; Calibrated: 2022/03/24
- Sensor-Surface: 1.4mm (Mechanical Surface Detection)
- Electronics: DAE4 Sn861; Calibrated: 2022/03/23
- Phantom: SAM Phantom_1985; Type: QD 000 P41 AA;
- Measurement SW: DASY52, Version 52.10 (4); SEMCAD X Version 14.6.14 (7501)

Pin=50mW/Area Scan (61x61x1): Interpolated grid: dx=1.500 mm, dy=1.500 mm

Maximum value of SAR (interpolated) = 2.96 W/kg

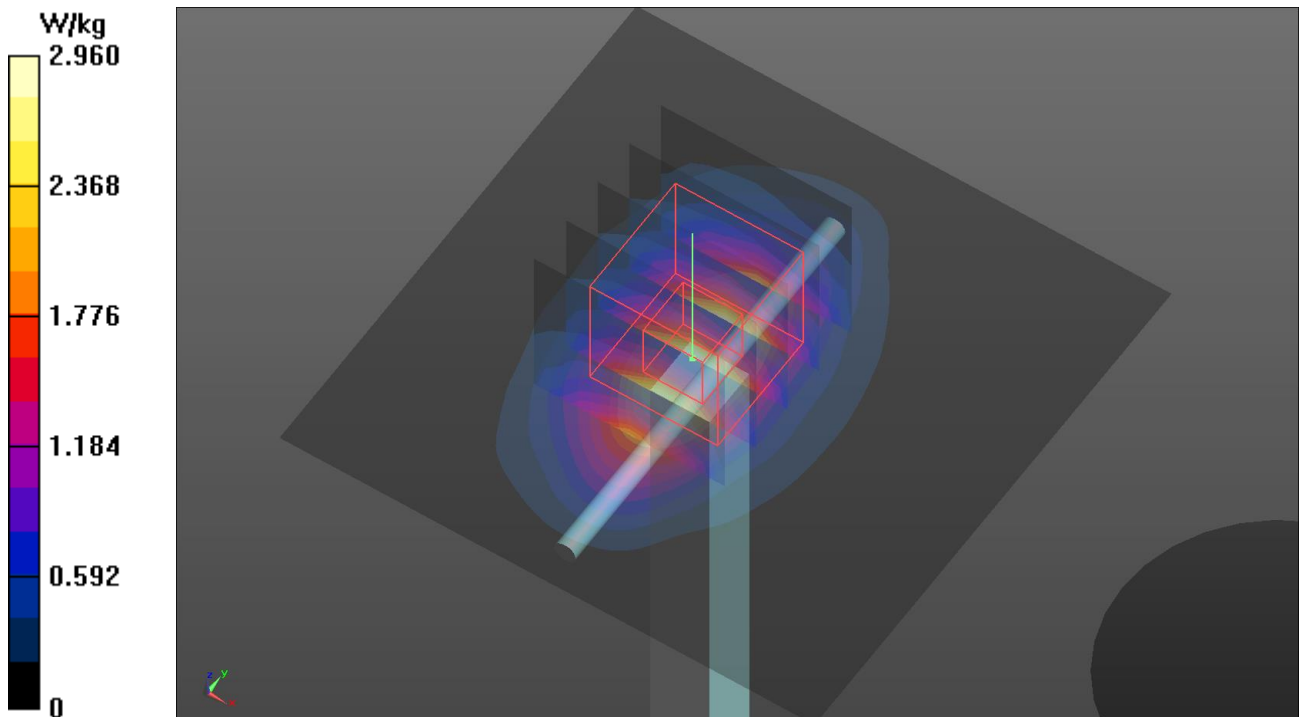
Pin=50mW/Zoom Scan (5x5x7)/Cube 0: Measurement grid: dx=8mm, dy=8mm, dz=5mm

Reference Value = 43.74 V/m; Power Drift = 0.05 dB

Peak SAR (extrapolated) = 3.64 W/kg

SAR(1 g) = 1.94 W/kg; SAR(10 g) = 1.02 W/kg (SAR corrected for target medium)

Maximum value of SAR (measured) = 3.09 W/kg



Plots of System Verification

Test Laboratory: Bureau Veritas ADT SAR/HAC Testing Lab

Date: 2022/07/22

S41 System Check_H1750_220722

DUT: Dipole 1750 MHz; Type: D1750V2; SN: 1055

Communication System: UID 0, CW; Frequency: 1750 MHz; Duty Cycle: 1:1

Medium: H16T20N1_0722 Medium parameters used: $f = 1750$ MHz; $\sigma = 1.369$ S/m; $\epsilon_r = 38.906$; $\rho = 1000$ kg/m³

Ambient Temperature : 23.4 °C ; Liquid Temperature : 23.2 °C

DASY5 Configuration:

- Probe: EX3DV4 - SN3650; ConvF(8.5, 8.5, 8.5) @ 1750 MHz; Calibrated: 2022/03/24
- Sensor-Surface: 1.4mm (Mechanical Surface Detection)
- Electronics: DAE4 Sn861; Calibrated: 2022/03/23
- Phantom: SAM Phantom_1985; Type: QD 000 P41 AA;
- Measurement SW: DASY52, Version 52.10 (4); SEMCAD X Version 14.6.14 (7501)

Pin=50mW/Area Scan (61x61x1): Interpolated grid: dx=1.500 mm, dy=1.500 mm

Maximum value of SAR (interpolated) = 2.55 W/kg

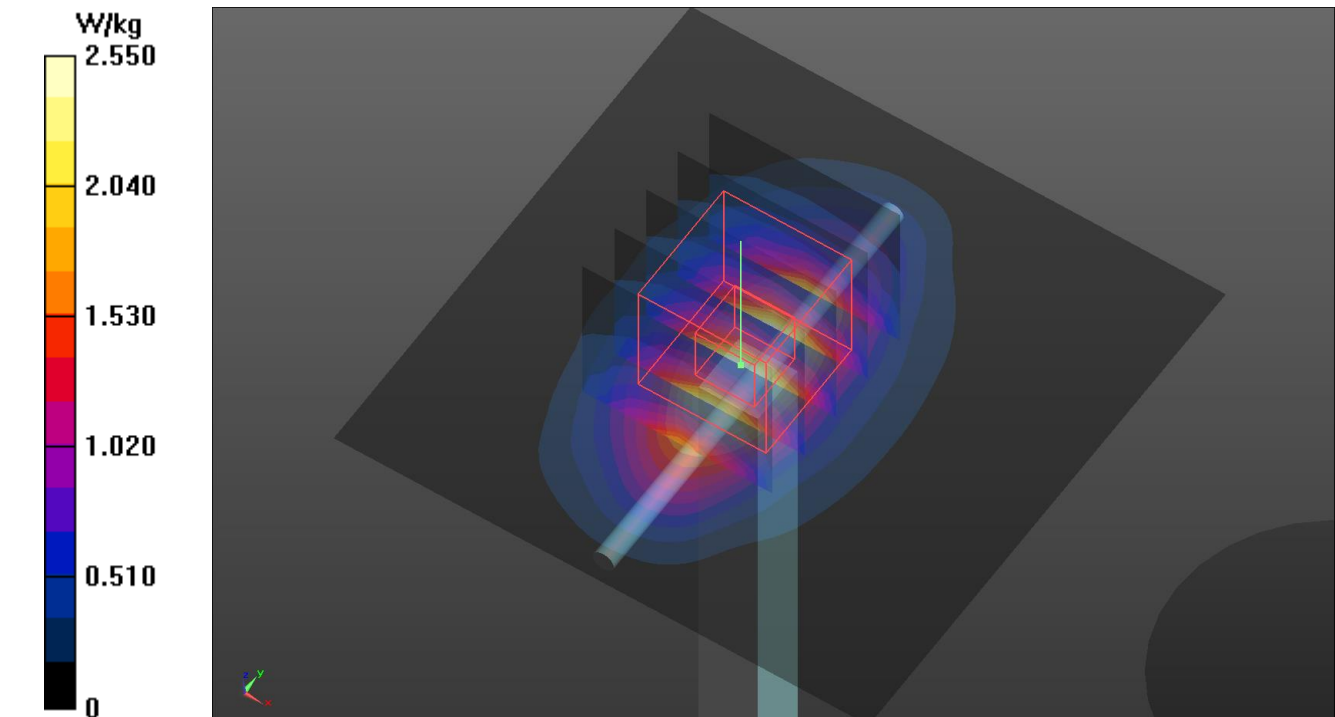
Pin=50mW/Zoom Scan (5x5x7)/Cube 0: Measurement grid: dx=8mm, dy=8mm, dz=5mm

Reference Value = 42.28 V/m; Power Drift = 0.02 dB

Peak SAR (extrapolated) = 3.22 W/kg

SAR(1 g) = 1.70 W/kg; SAR(10 g) = 0.898 W/kg (SAR corrected for target medium)

Maximum value of SAR (measured) = 2.68 W/kg



B

Plots of System Verification

Test Laboratory: Bureau Veritas ADT SAR/HAC Testing Lab

Date: 2022/07/20

S42 System Check_H835_220720

DUT: Dipole 835 MHz; Type: D835V2; SN: 4d121

Communication System: UID 0, CW; Frequency: 835 MHz; Duty Cycle: 1:1

Medium: H07T10N1_0720 Medium parameters used: $f = 835$ MHz; $\sigma = 0.935$ S/m; $\epsilon_r = 40.695$; $\rho = 1000$ kg/m³

Ambient Temperature : 23.4 °C ; Liquid Temperature : 23.1 °C

DASY5 Configuration:

- Probe: EX3DV4 - SN3650; ConvF(9.76, 9.76, 9.76) @ 835 MHz; Calibrated: 2022/03/24
- Sensor-Surface: 1.4mm (Mechanical Surface Detection)
- Electronics: DAE4 Sn861; Calibrated: 2022/03/23
- Phantom: SAM Phantom_1985; Type: QD 000 P41 AA;
- Measurement SW: DASY52, Version 52.10 (4); SEMCAD X Version 14.6.14 (7501)

Pin=50mW/Area Scan (61x61x1): Interpolated grid: dx=1.500 mm, dy=1.500 mm

Maximum value of SAR (interpolated) = 0.645 W/kg

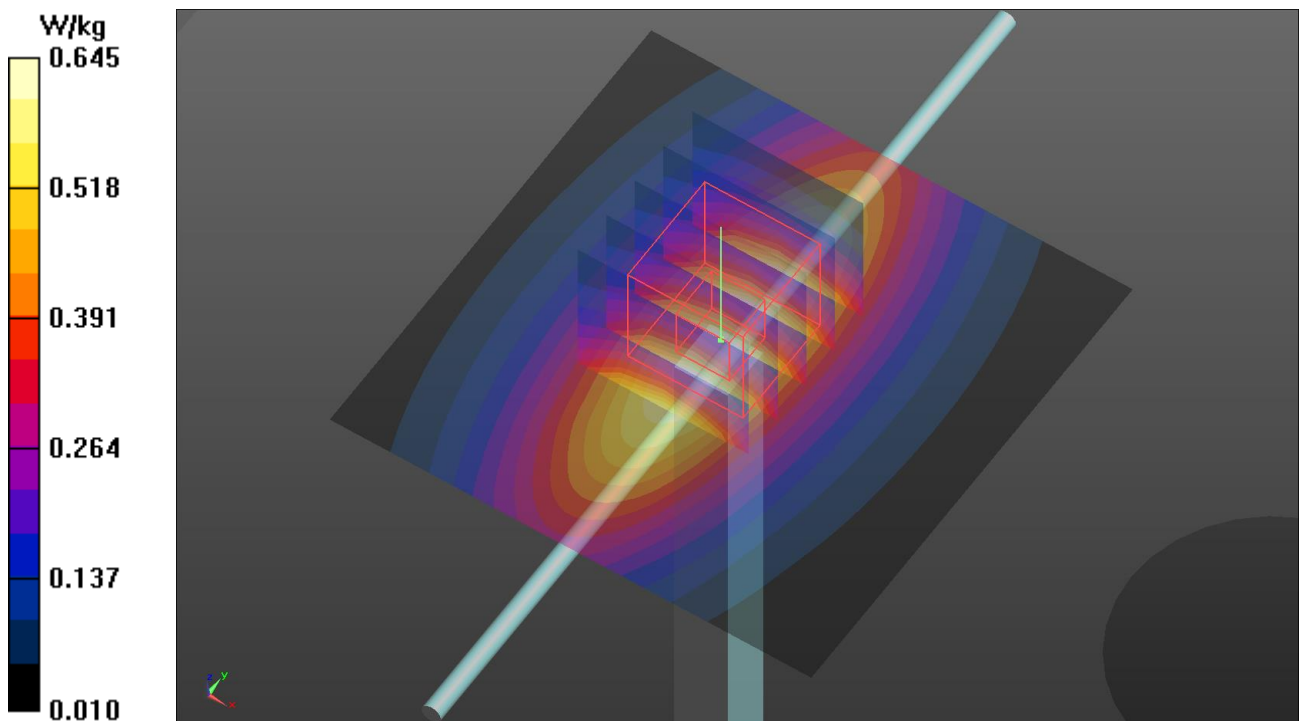
Pin=50mW/Zoom Scan (5x5x7)/Cube 0: Measurement grid: dx=8mm, dy=8mm, dz=5mm

Reference Value = 27.39 V/m; Power Drift = 0.03 dB

Peak SAR (extrapolated) = 0.730 W/kg

SAR(1 g) = 0.476 W/kg; SAR(10 g) = 0.314 W/kg (SAR corrected for target medium)

Maximum value of SAR (measured) = 0.652 W/kg



Plots of System Verification

Test Laboratory: Bureau Veritas ADT SAR/HAC Testing Lab

Date: 2022/07/23

S43 System Check_H2600_220723

DUT: Dipole 2600 MHz; Type: D2600V2; SN: 1020

Communication System: UID 0, CW; Frequency: 2600 MHz; Duty Cycle: 1:1

Medium: H19T27N0_0723 Medium parameters used: $f = 2600$ MHz; $\sigma = 2.052$ S/m; $\epsilon_r = 37.984$; $\rho = 1000$ kg/m³

Ambient Temperature : 23.5 °C ; Liquid Temperature : 23.1 °C

DASY5 Configuration:

- Probe: EX3DV4 - SN3650; ConvF(7.59, 7.59, 7.59) @ 2600 MHz; Calibrated: 2022/03/24
- Sensor-Surface: 1.4mm (Mechanical Surface Detection)
- Electronics: DAE4 Sn861; Calibrated: 2022/03/23
- Phantom: SAM Phantom_1985; Type: QD 000 P41 AA;
- Measurement SW: DASY52, Version 52.10 (4); SEMCAD X Version 14.6.14 (7501)

Pin=50mW/Area Scan (81x81x1): Interpolated grid: dx=1.200 mm, dy=1.200 mm

Maximum value of SAR (interpolated) = 4.71 W/kg

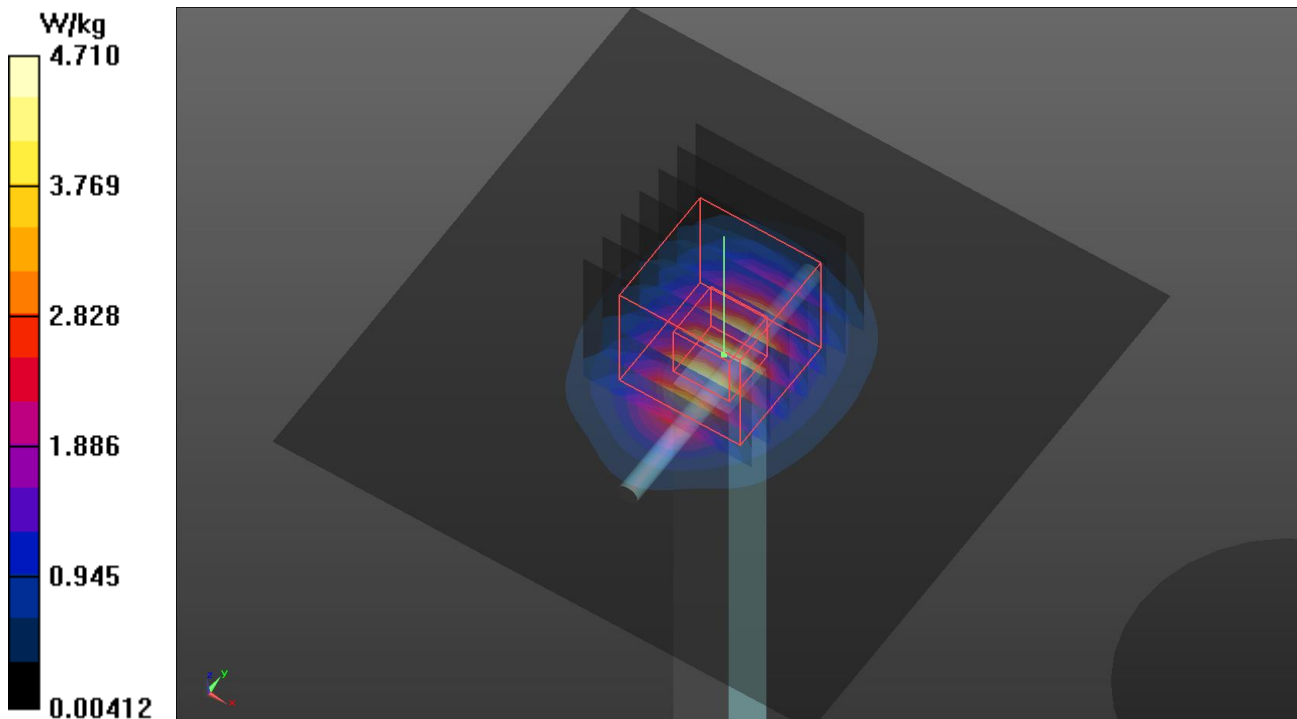
Pin=50mW/Zoom Scan (7x7x7)/Cube 0: Measurement grid: dx=5mm, dy=5mm, dz=5mm

Reference Value = 48.81 V/m; Power Drift = 0.02 dB

Peak SAR (extrapolated) = 5.80 W/kg

SAR(1 g) = 2.65 W/kg; SAR(10 g) = 1.20 W/kg (SAR corrected for target medium)

Maximum value of SAR (measured) = 4.65 W/kg



Plots of System Verification

Test Laboratory: Bureau Veritas ADT SAR/HAC Testing Lab

Date: 2022/07/20

S44 System Check_H750_220720

DUT: Dipole 750 MHz; Type: D750V3; SN: 1013

Communication System: UID 0, CW (0); Frequency: 750 MHz; Duty Cycle: 1:1

Medium: H06T09N1_0720 Medium parameters used: $f = 750$ MHz; $\sigma = 0.902$ S/m; $\epsilon_r = 41.57$; $\rho = 1000$ kg/m³

Ambient Temperature : 23.4 °C ; Liquid Temperature : 23.1 °C

DASY5 Configuration:

- Probe: EX3DV4 - SN3650; ConvF(9.9, 9.9, 9.9) @ 750 MHz; Calibrated: 2022/03/24
- Sensor-Surface: 1.4mm (Mechanical Surface Detection)
- Electronics: DAE4 Sn861; Calibrated: 2022/03/23
- Phantom: SAM Phantom_1985; Type: QD 000 P41 AA;
- Measurement SW: DASY52, Version 52.10 (4); SEMCAD X Version 14.6.14 (7501)

Pin=50mW/Area Scan (61x61x1): Interpolated grid: dx=1.500 mm, dy=1.500 mm

Maximum value of SAR (interpolated) = 0.527 W/kg

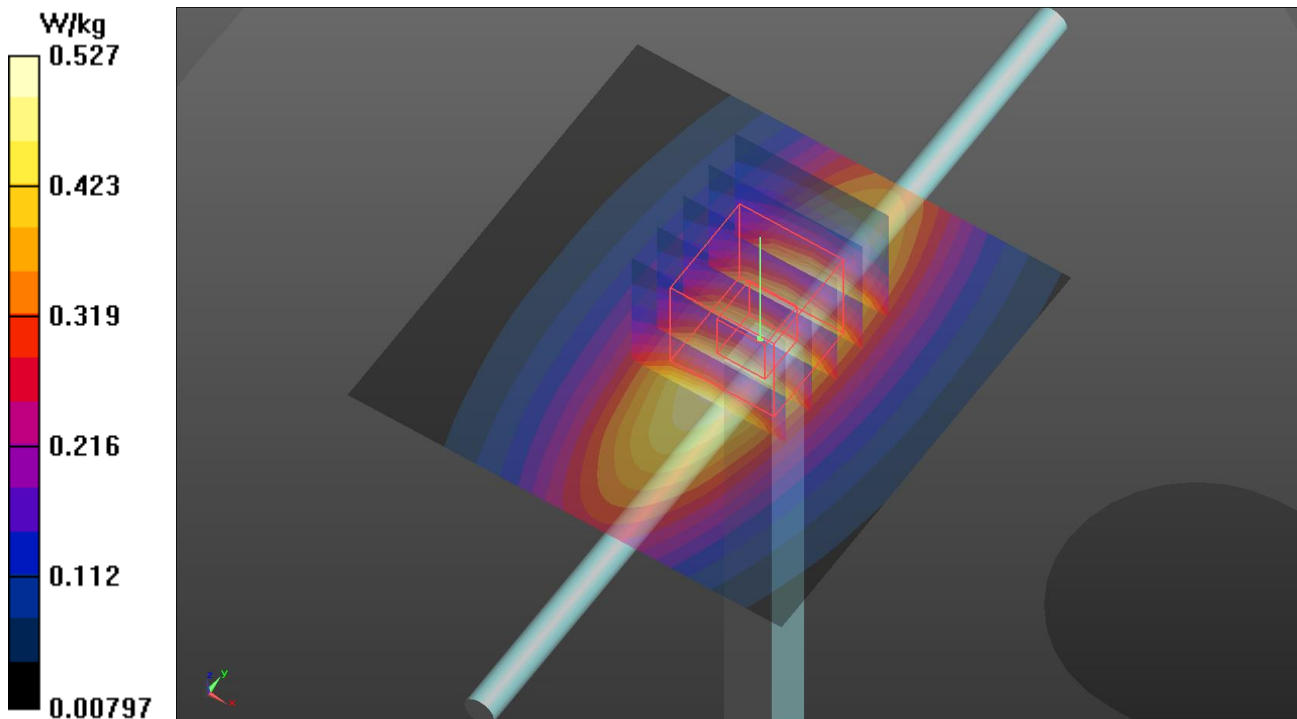
Pin=50mW/Zoom Scan (5x5x7)/Cube 0: Measurement grid: dx=8mm, dy=8mm, dz=5mm

Reference Value = 23.62 V/m; Power Drift = -0.13 dB

Peak SAR (extrapolated) = 0.614 W/kg

SAR(1 g) = 0.402 W/kg; SAR(10 g) = 0.265 W/kg (SAR corrected for target medium)

Maximum value of SAR (measured) = 0.543 W/kg



Plots of System Verification

Test Laboratory: Bureau Veritas ADT SAR/HAC Testing Lab

Date: 2022/07/20

S45 System Check_H750_220720

DUT: Dipole 750 MHz; Type: D750V3; SN: 1013

Communication System: UID 0, CW (0); Frequency: 750 MHz; Duty Cycle: 1:1

Medium: H06T09N1_0720 Medium parameters used: $f = 750$ MHz; $\sigma = 0.902$ S/m; $\epsilon_r = 41.57$; $\rho = 1000$ kg/m³

Ambient Temperature : 23.4 °C ; Liquid Temperature : 23.1 °C

DASY5 Configuration:

- Probe: EX3DV4 - SN3650; ConvF(9.9, 9.9, 9.9) @ 750 MHz; Calibrated: 2022/03/24
- Sensor-Surface: 1.4mm (Mechanical Surface Detection)
- Electronics: DAE4 Sn861; Calibrated: 2022/03/23
- Phantom: SAM Phantom_1985; Type: QD 000 P41 AA;
- Measurement SW: DASY52, Version 52.10 (4); SEMCAD X Version 14.6.14 (7501)

Pin=50mW/Area Scan (61x61x1): Interpolated grid: dx=1.500 mm, dy=1.500 mm

Maximum value of SAR (interpolated) = 0.527 W/kg

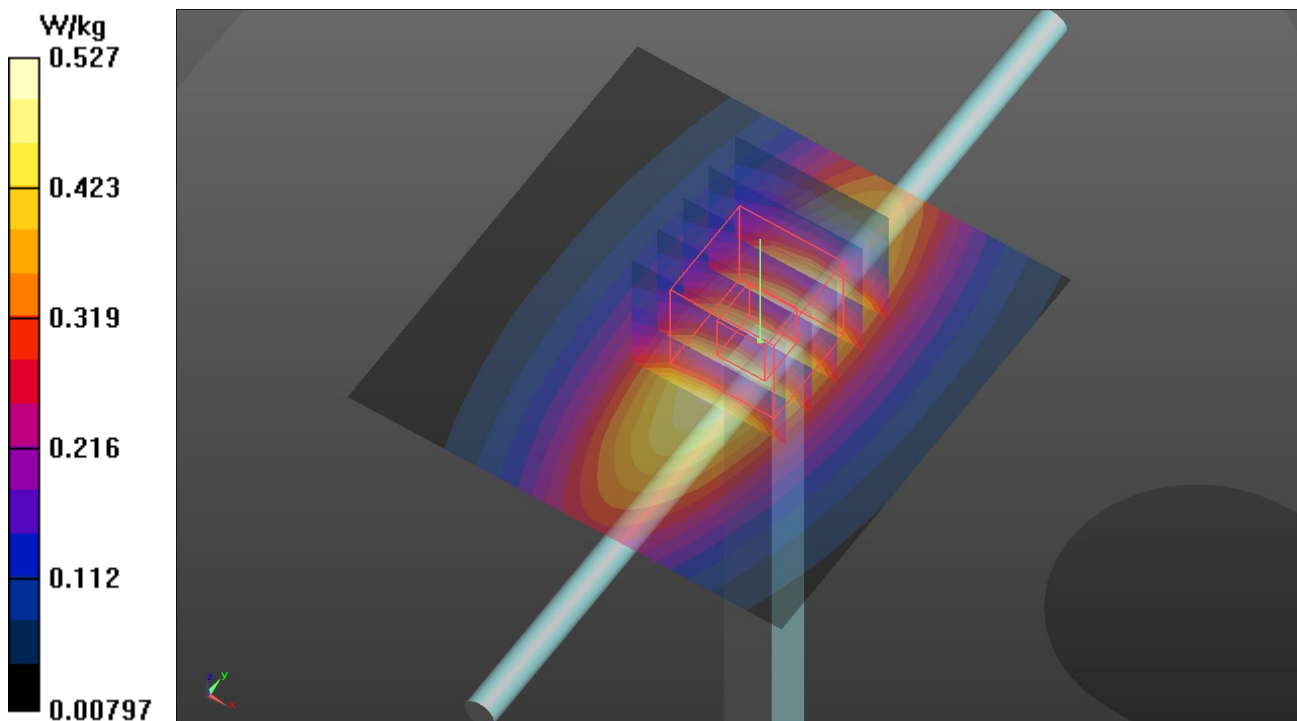
Pin=50mW/Zoom Scan (5x5x7)/Cube 0: Measurement grid: dx=8mm, dy=8mm, dz=5mm

Reference Value = 23.62 V/m; Power Drift = -0.13 dB

Peak SAR (extrapolated) = 0.614 W/kg

SAR(1 g) = 0.402 W/kg; SAR(10 g) = 0.265 W/kg (SAR corrected for target medium)

Maximum value of SAR (measured) = 0.543 W/kg



Plots of System Verification

Test Laboratory: Bureau Veritas ADT SAR/HAC Testing Lab

Date: 2022/07/23

S46 System Check_H2600_220723

DUT: Dipole 2600 MHz; Type: D2600V2; SN: 1020

Communication System: UID 0, CW; Frequency: 2600 MHz; Duty Cycle: 1:1

Medium: H19T27N0_0723 Medium parameters used: $f = 2600$ MHz; $\sigma = 2.052$ S/m; $\epsilon_r = 37.984$; $\rho = 1000$ kg/m³

Ambient Temperature : 23.5 °C ; Liquid Temperature : 23.1 °C

DASY5 Configuration:

- Probe: EX3DV4 - SN3650; ConvF(7.59, 7.59, 7.59) @ 2600 MHz; Calibrated: 2022/03/24
- Sensor-Surface: 1.4mm (Mechanical Surface Detection)
- Electronics: DAE4 Sn861; Calibrated: 2022/03/23
- Phantom: SAM Phantom_1985; Type: QD 000 P41 AA;
- Measurement SW: DASY52, Version 52.10 (4); SEMCAD X Version 14.6.14 (7501)

Pin=50mW/Area Scan (81x81x1): Interpolated grid: dx=1.200 mm, dy=1.200 mm

Maximum value of SAR (interpolated) = 4.71 W/kg

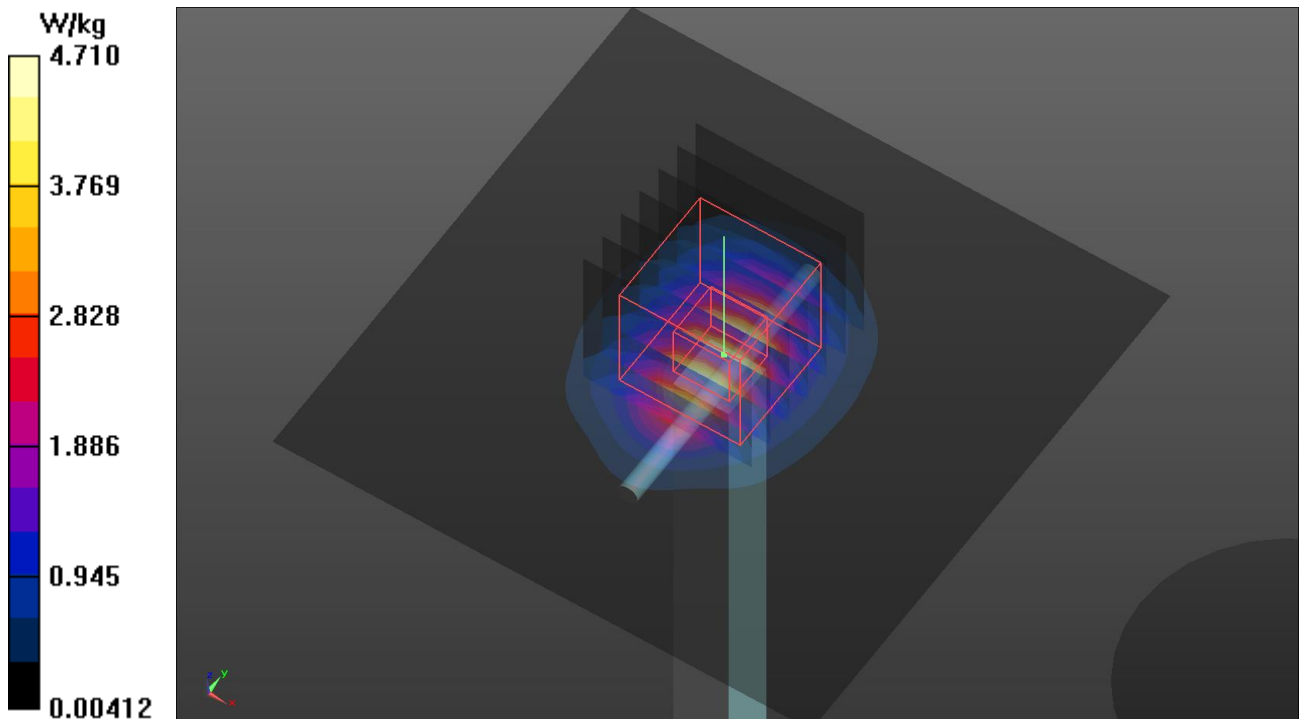
Pin=50mW/Zoom Scan (7x7x7)/Cube 0: Measurement grid: dx=5mm, dy=5mm, dz=5mm

Reference Value = 48.81 V/m; Power Drift = 0.02 dB

Peak SAR (extrapolated) = 5.80 W/kg

SAR(1 g) = 2.65 W/kg; SAR(10 g) = 1.20 W/kg (SAR corrected for target medium)

Maximum value of SAR (measured) = 4.65 W/kg



Plots of System Verification

Test Laboratory: Bureau Veritas ADT SAR/HAC Testing Lab

Date: 2022/7/19

S47 System Check_H2450_220719

DUT: Dipole 2450 MHz; Type: D2450V2; SN: 737

Communication System: UID 0, CW; Frequency: 2450 MHz; Duty Cycle: 1:1

Medium: H19T27N1_0719 Medium parameters used (interpolated): $f = 2450$ MHz; $\sigma = 1.829$ S/m; $\epsilon_r = 38.581$; $\rho = 1000$ kg/m³

Ambient Temperature : 23.7 °C ; Liquid Temperature : 23.3 °C

DASY5 Configuration:

- Probe: EX3DV4 - SN3971; ConvF(7.98, 7.98, 7.98) @ 2450 MHz; Calibrated: 2022/01/25
- Sensor-Surface: 1.4mm (Mechanical Surface Detection)
- Electronics: DAE4 Sn1277; Calibrated: 2022/01/19
- Phantom: Twin SAM Phantom_1885; Type: QD000P40CD;
- Measurement SW: DASY52, Version 52.10 (4); SEMCAD X Version 14.6.14 (7501)

Pin=50mW/Area Scan (81x81x1): Interpolated grid: dx=1.200 mm, dy=1.200 mm

Maximum value of SAR (interpolated) = 4.05 W/kg

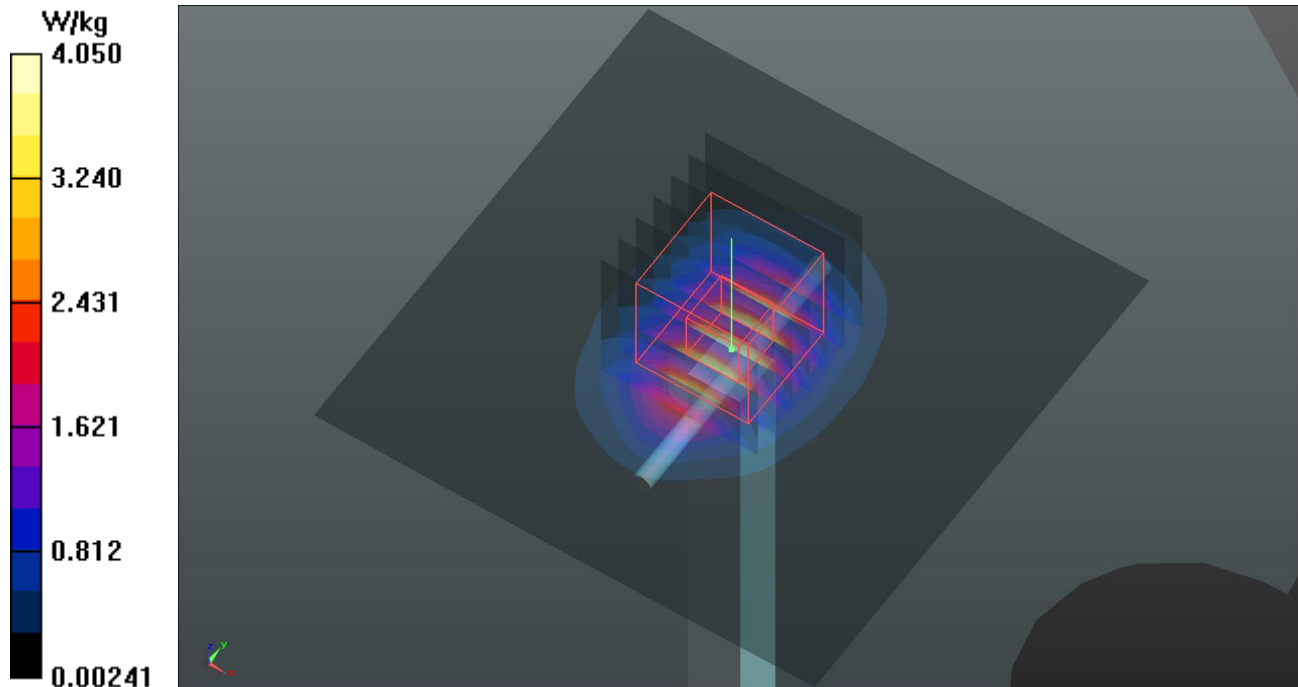
Pin=50mW/Zoom Scan (7x7x7)/Cube 0: Measurement grid: dx=5mm, dy=5mm, dz=5mm

Reference Value = 47.98 V/m; Power Drift = -0.03 dB

Peak SAR (extrapolated) = 5.21 W/kg

SAR(1 g) = 2.56 W/kg; SAR(10 g) = 1.30 W/kg (SAR corrected for target medium)

Maximum value of SAR (measured) = 4.08 W/kg



Plots of System Verification

Test Laboratory: Bureau Veritas ADT SAR/HAC Testing Lab

Date: 2022/7/19

S48 System Check_H2450_220719

DUT: Dipole 2450 MHz; Type: D2450V2; SN: 737

Communication System: UID 0, CW; Frequency: 2450 MHz; Duty Cycle: 1:1

Medium: H19T27N1_0719 Medium parameters used (interpolated): $f = 2450$ MHz; $\sigma = 1.829$ S/m; $\epsilon_r = 38.581$; $\rho = 1000$ kg/m³

Ambient Temperature : 23.7 °C ; Liquid Temperature : 23.3 °C

DASY5 Configuration:

- Probe: EX3DV4 - SN3971; ConvF(7.98, 7.98, 7.98) @ 2450 MHz; Calibrated: 2022/01/25
- Sensor-Surface: 1.4mm (Mechanical Surface Detection)
- Electronics: DAE4 Sn1277; Calibrated: 2022/01/19
- Phantom: Twin SAM Phantom_1885; Type: QD000P40CD;
- Measurement SW: DASY52, Version 52.10 (4); SEMCAD X Version 14.6.14 (7501)

Pin=50mW/Area Scan (81x81x1): Interpolated grid: dx=1.200 mm, dy=1.200 mm

Maximum value of SAR (interpolated) = 4.05 W/kg

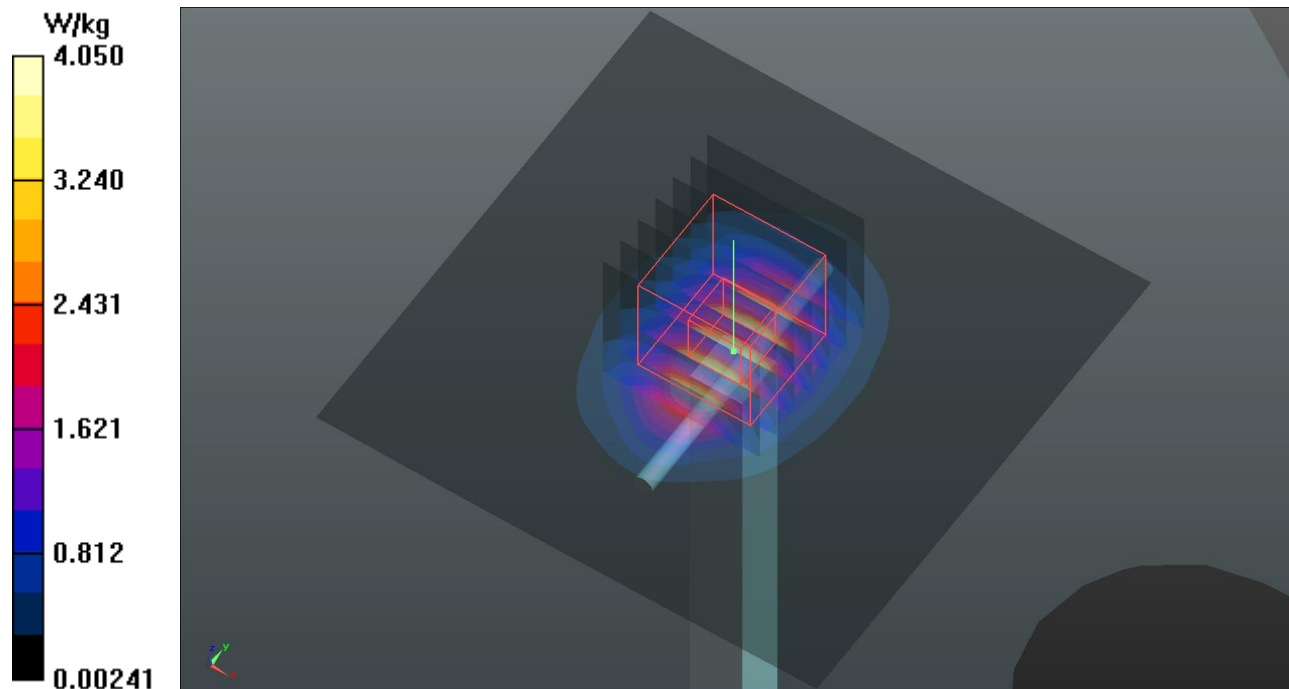
Pin=50mW/Zoom Scan (7x7x7)/Cube 0: Measurement grid: dx=5mm, dy=5mm, dz=5mm

Reference Value = 47.98 V/m; Power Drift = -0.03 dB

Peak SAR (extrapolated) = 5.21 W/kg

SAR(1 g) = 2.56 W/kg; SAR(10 g) = 1.30 W/kg (SAR corrected for target medium)

Maximum value of SAR (measured) = 4.08 W/kg



Plots of System Verification

Test Laboratory: Bureau Veritas ADT SAR/HAC Testing Lab

Date: 2022/7/19

S49 System Check_H5250_220719

DUT: Dipole 5 GHz; Type: D5GHzV2; SN: 1019

Communication System: UID 0, CW; Frequency: 5250 MHz; Duty Cycle: 1:1

Medium: H34T60N1_0719 Medium parameters used: $f = 5250$ MHz; $\sigma = 4.795$ S/m; $\epsilon_r = 35.269$; $\rho = 1000$ kg/m³

Ambient Temperature : 23.7 °C ; Liquid Temperature : 23.3 °C

DASY5 Configuration:

- Probe: EX3DV4 - SN3971; ConvF(5.1, 5.1, 5.1) @ 5250 MHz; Calibrated: 2022/01/25
- Sensor-Surface: 1.4mm (Mechanical Surface Detection)
- Electronics: DAE4 Sn1277; Calibrated: 2022/01/19
- Phantom: Twin SAM Phantom_1885; Type: QD000P40CD;
- Measurement SW: DASY52, Version 52.10 (4); SEMCAD X Version 14.6.14 (7501)

Pin=50mW/Area Scan (91x91x1): Interpolated grid: dx=1.000 mm, dy=1.000 mm

Maximum value of SAR (interpolated) = 9.24 W/kg

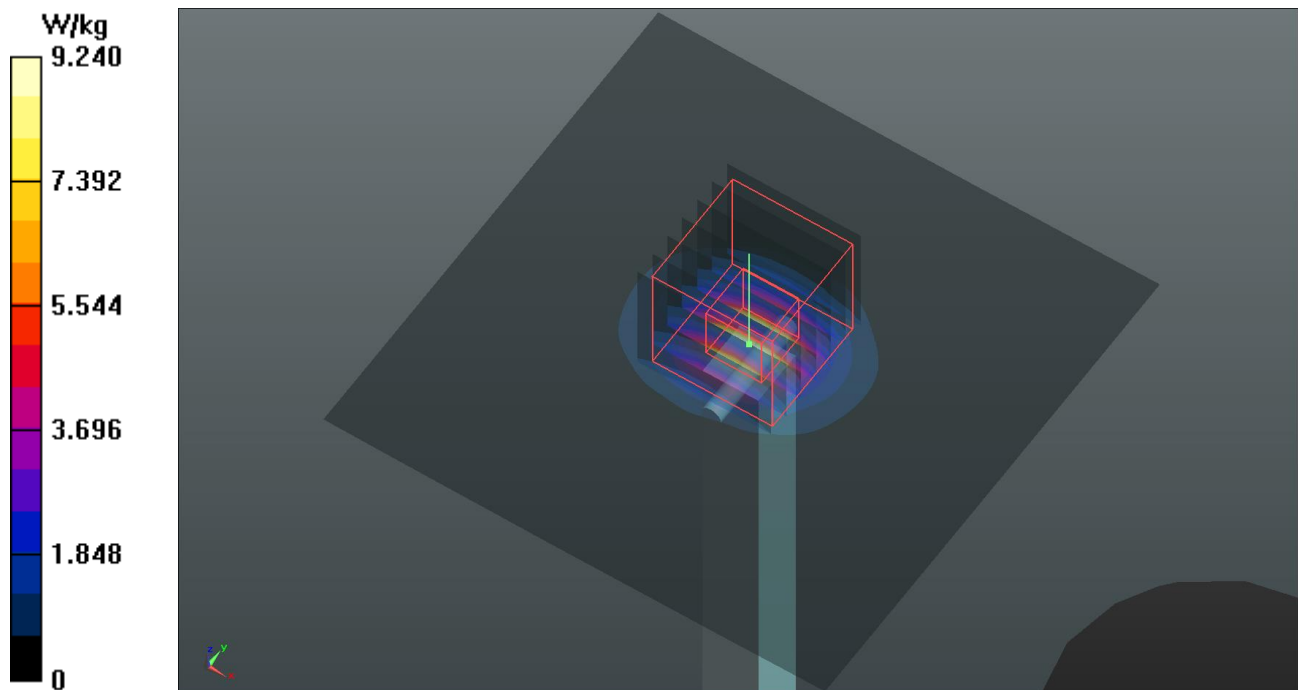
Pin=50mW/Zoom Scan (7x7x7)/Cube 0: Measurement grid: dx=4mm, dy=4mm, dz=1.4mm

Reference Value = 48.66 V/m; Power Drift = -0.03 dB

Peak SAR (extrapolated) = 16.2 W/kg

SAR(1 g) = 4.07 W/kg; SAR(10 g) = 1.19 W/kg (SAR corrected for target medium)

Maximum value of SAR (measured) = 10.1 W/kg



Plots of System Verification

Test Laboratory: Bureau Veritas ADT SAR/HAC Testing Lab

Date: 2022/7/19

S50 System Check_H5600_220719

DUT: Dipole 5 GHz; Type: D5GHzV2; SN: 1019

Communication System: UID 0, CW (0); Frequency: 5600 MHz; Duty Cycle: 1:1

Medium: H34T60N1_0719 Medium parameters used: $f = 5600$ MHz; $\sigma = 5.178$ S/m; $\epsilon_r = 34.66$; $\rho = 1000$ kg/m³

Ambient Temperature : 23.7 °C ; Liquid Temperature : 23.3 °C

DASY5 Configuration:

- Probe: EX3DV4 - SN3971; ConvF(4.8, 4.8, 4.8) @ 5600 MHz; Calibrated: 2022/01/25
- Sensor-Surface: 1.4mm (Mechanical Surface Detection)
- Electronics: DAE4 Sn1277; Calibrated: 2022/01/19
- Phantom: Twin SAM Phantom_1885; Type: QD000P40CD;
- Measurement SW: DASY52, Version 52.10 (4); SEMCAD X Version 14.6.14 (7501)

Pin=50mW/Area Scan (91x91x1): Interpolated grid: dx=1.000 mm, dy=1.000 mm

Maximum value of SAR (interpolated) = 9.88 W/kg

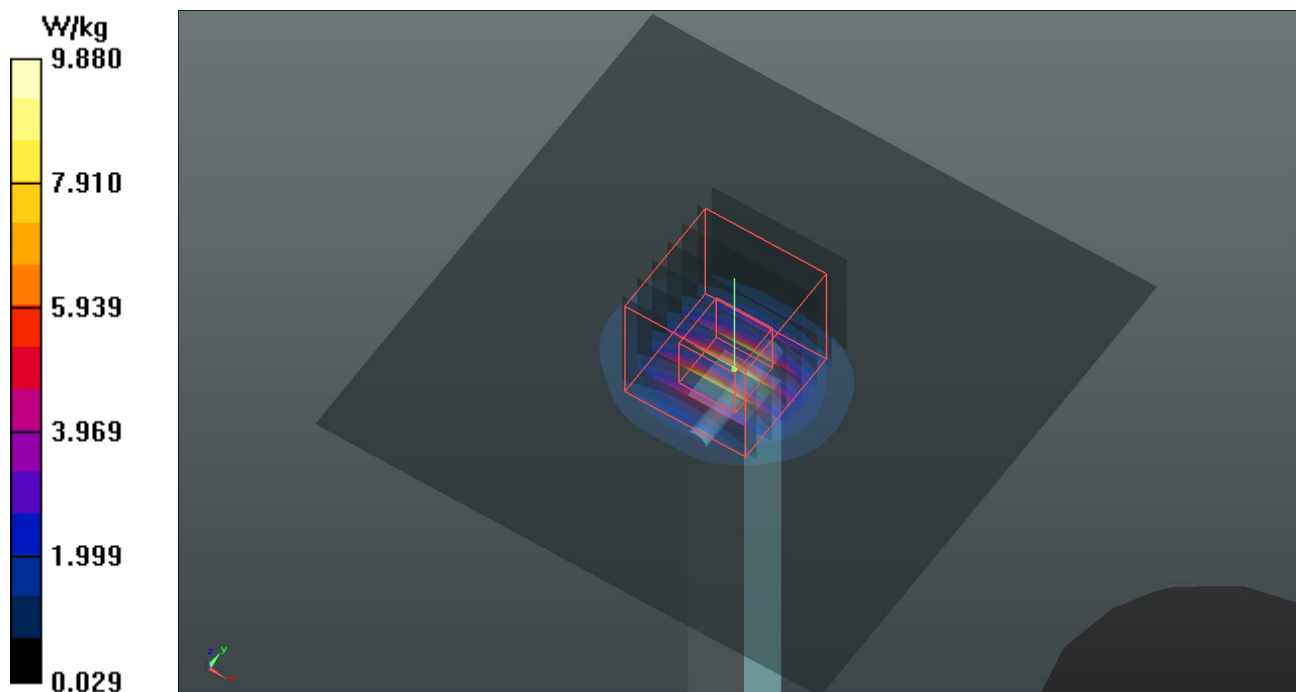
Pin=50mW/Zoom Scan (7x7x7)/Cube 0: Measurement grid: dx=4mm, dy=4mm, dz=1.4mm

Reference Value = 47.84 V/m; Power Drift = -0.08 dB

Peak SAR (extrapolated) = 18.1 W/kg

SAR(1 g) = 4.16 W/kg; SAR(10 g) = 1.21 W/kg (SAR corrected for target medium)

Maximum value of SAR (measured) = 10.7 W/kg



Plots of System Verification

Test Laboratory: Bureau Veritas ADT SAR/HAC Testing Lab

Date: 2022/7/19

S51 System Check_H5750_220719

DUT: Dipole 5 GHz; Type: D5GHzV2; SN: 1019

Communication System: UID 0, CW; Frequency: 5750 MHz; Duty Cycle: 1:1

Medium: H34T60N1_0719 Medium parameters used: $f = 5750$ MHz; $\sigma = 5.34$ S/m; $\epsilon_r = 34.366$; $\rho = 1000$ kg/m³

Ambient Temperature : 23.7 °C ; Liquid Temperature : 23.3 °C

DASY5 Configuration:

- Probe: EX3DV4 - SN3971; ConvF(4.85, 4.85, 4.85) @ 5750 MHz; Calibrated: 2022/01/25
- Sensor-Surface: 1.4mm (Mechanical Surface Detection)
- Electronics: DAE4 Sn1277; Calibrated: 2022/01/19
- Phantom: Twin SAM Phantom_1885; Type: QD000P40CD;
- Measurement SW: DASY52, Version 52.10 (4); SEMCAD X Version 14.6.14 (7501)

Pin=50mW/Area Scan (91x91x1): Interpolated grid: dx=1.000 mm, dy=1.000 mm

Maximum value of SAR (interpolated) = 9.01 W/kg

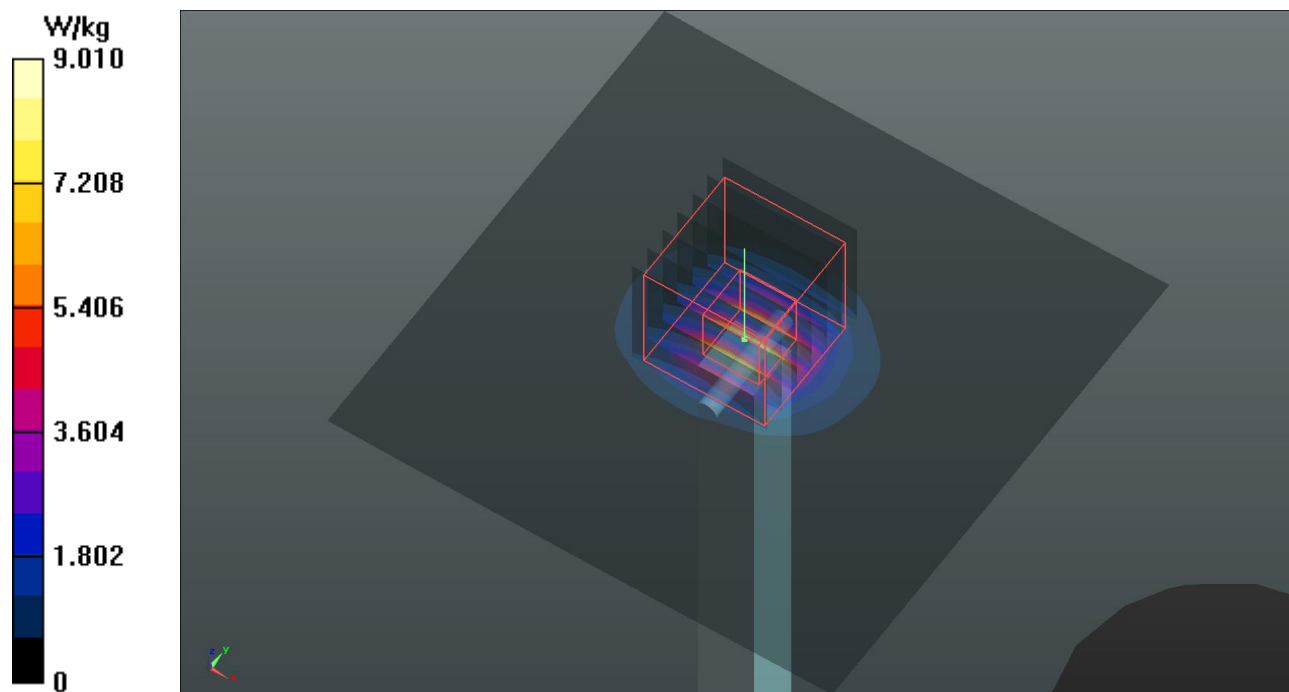
Pin=50mW/Zoom Scan (7x7x7)/Cube 0: Measurement grid: dx=4mm, dy=4mm, dz=1.4mm

Reference Value = 45.59 V/m; Power Drift = 0.04 dB

Peak SAR (extrapolated) = 16.6 W/kg

SAR(1 g) = 3.77 W/kg; SAR(10 g) = 1.10 W/kg (SAR corrected for target medium)

Maximum value of SAR (measured) = 9.81 W/kg



Annex B. Plots of Measurement

The SAR plots for highest measured SAR in each exposure configuration, wireless mode and frequency band combination are shown as follows.

Plots of Measurement

Test Laboratory: Bureau Veritas ADT SAR/HAC Testing Lab

Date: 2022/07/18

P01 GSM850_GPRS 4Tx Slot_Left Cheek_Ch189_Ant 3_Power Reduction_w_o

DUT: BGTL-WTW-P22070227

Communication System: UID 10028 - DAC, GPRS-FDD (TDMA, GMSK, TN 0-1-2-3); Frequency: 836.4 MHz; Duty Cycle: 1:2.27

Medium: H07T10N1_0718 Medium parameters used (interpolated): $f = 836.4$ MHz; $\sigma = 0.929$ S/m; $\epsilon_r = 40.533$; $\rho = 1000$ kg/m³

Ambient Temperature : 23.5 °C ; Liquid Temperature : 23.3 °C

DASY5 Configuration:

- Probe: EX3DV4 - SN3650; ConvF(9.76, 9.76, 9.76) @ 836.4 MHz; Calibrated: 2022/03/24
- Sensor-Surface: 1.4mm (Mechanical Surface Detection)
- Electronics: DAE4 Sn861; Calibrated: 2022/03/23
- Phantom: SAM Phantom_1985; Type: QD 000 P41 AA;
- Measurement SW: DASY52, Version 52.10 (4); SEMCAD X Version 14.6.14 (7501)

Area Scan (61x131x1): Interpolated grid: dx=1.500 mm, dy=1.500 mm

Maximum value of SAR (interpolated) = 0.169 W/kg

Zoom Scan (5x5x7)/Cube 0: Measurement grid: dx=8mm, dy=8mm, dz=5mm

Reference Value = 13.87 V/m; Power Drift = -0.10 dB

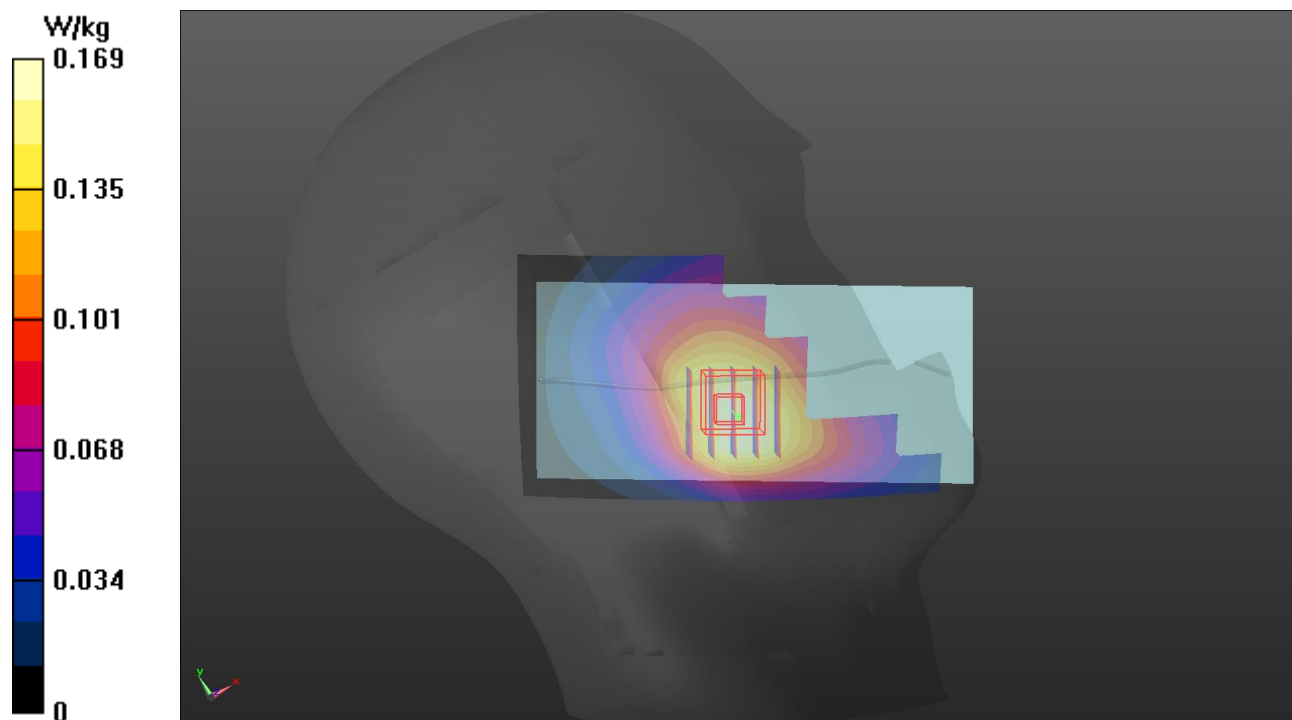
Peak SAR (extrapolated) = 0.175 W/kg

SAR(1 g) = 0.138 W/kg; SAR(10 g) = 0.106 W/kg (SAR corrected for target medium)

Smallest distance from peaks to all points 3 dB below: Larger than measurement grid (> 16 mm)

Ratio of SAR at M2 to SAR at M1 = 82.2%

Maximum value of SAR (measured) = 0.162 W/kg



Plots of Measurement

Test Laboratory: Bureau Veritas ADT SAR/HAC Testing Lab

Date: 2022/07/18

P02 GSM1900_GPRS 4Tx Slot_Left Cheek_Ch661_Ant 1_Power Reduction_w_o

DUT: BGTL-WTW-P22070227

Communication System: UID 10028 - DAC, GPRS-FDD (TDMA, GMSK, TN 0-1-2-3); Frequency: 1880 MHz; Duty Cycle: 1:2.27

Medium: H16T20N1_0718 Medium parameters used: $f = 1880$ MHz; $\sigma = 1.448$ S/m; $\epsilon_r = 38.647$; $\rho = 1000$ kg/m³

Ambient Temperature : 23.5 °C ; Liquid Temperature : 23.3 °C

DASY5 Configuration:

- Probe: EX3DV4 - SN3650; ConvF(8.18, 8.18, 8.18) @ 1880 MHz; Calibrated: 2022/03/24
- Sensor-Surface: 1.4mm (Mechanical Surface Detection)
- Electronics: DAE4 Sn861; Calibrated: 2022/03/23
- Phantom: SAM Phantom_1985; Type: QD 000 P41 AA;
- Measurement SW: DASY52, Version 52.10 (4); SEMCAD X Version 14.6.14 (7501)

Area Scan (61x131x1): Interpolated grid: dx=1.500 mm, dy=1.500 mm

Maximum value of SAR (interpolated) = 0.091 W/kg

Zoom Scan (5x5x7)/Cube 0: Measurement grid: dx=8mm, dy=8mm, dz=5mm

Reference Value = 0.7230 V/m; Power Drift = 0.06 dB

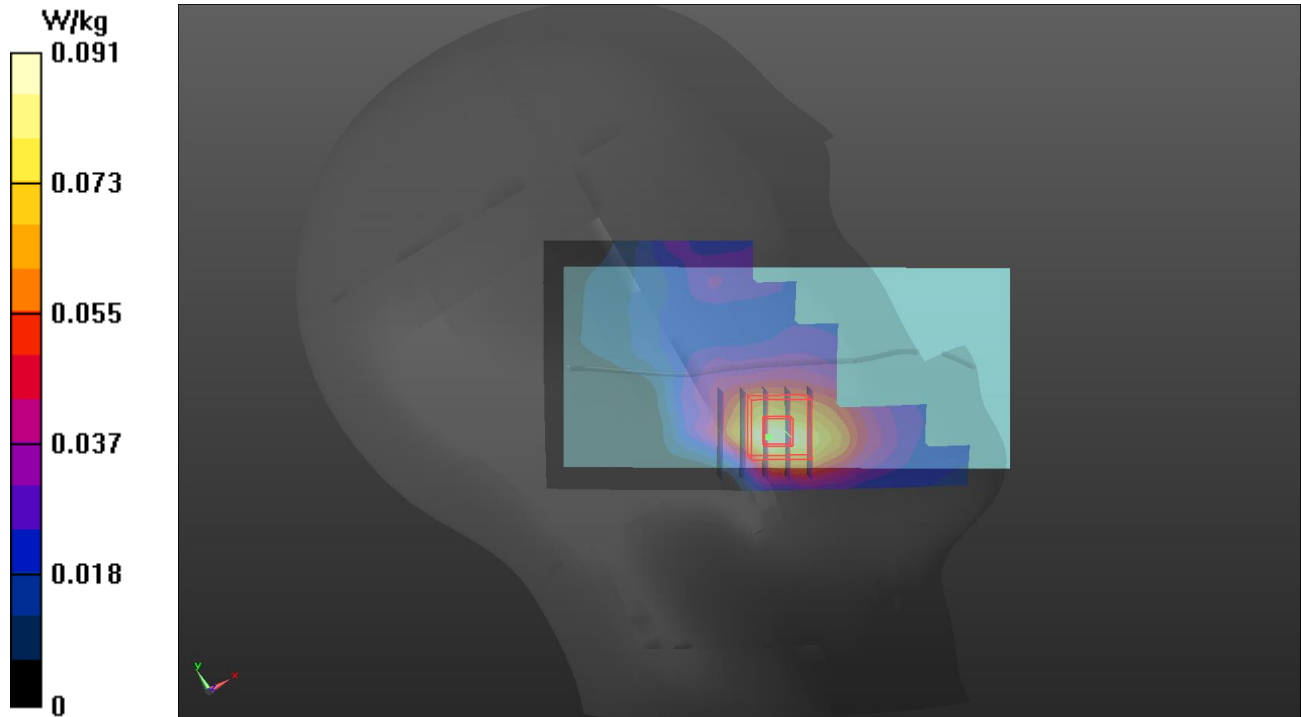
Peak SAR (extrapolated) = 0.100 W/kg

SAR(1 g) = 0.059 W/kg; SAR(10 g) = 0.037 W/kg (SAR corrected for target medium)

Smallest distance from peaks to all points 3 dB below: Larger than measurement grid (> 16 mm)

Ratio of SAR at M2 to SAR at M1 = 60.4%

Maximum value of SAR (measured) = 0.0848 W/kg



Plots of Measurement

Test Laboratory: Bureau Veritas ADT SAR/HAC Testing Lab

Date: 2022/07/18

P03 WCDMA II_RMC12.2K_Left Cheek_Ch9538_Ant 1_Power Reduction_w_o

DUT: BGTL-WTW-P22070227

Communication System: UID 10011 - CAB, UMTS-FDD (WCDMA); Frequency: 1907.6 MHz; Duty Cycle: 1:1.95
Medium: H16T20N1_0718 Medium parameters used: $f = 1908$ MHz; $\sigma = 1.464$ S/m; $\epsilon_r = 38.652$; $\rho = 1000$ kg/m³
Ambient Temperature : 23.5 °C ; Liquid Temperature : 23.3 °C

DASY5 Configuration:

- Probe: EX3DV4 - SN3650; ConvF(8.18, 8.18, 8.18) @ 1907.6 MHz; Calibrated: 2022/03/24
- Sensor-Surface: 1.4mm (Mechanical Surface Detection)
- Electronics: DAE4 Sn861; Calibrated: 2022/03/23
- Phantom: SAM Phantom_1985; Type: QD 000 P41 AA;
- Measurement SW: DASY52, Version 52.10 (4); SEMCAD X Version 14.6.14 (7501)

Area Scan (61x131x1): Interpolated grid: dx=1.500 mm, dy=1.500 mm
Maximum value of SAR (interpolated) = 0.159 W/kg

Zoom Scan (5x5x7)/Cube 0: Measurement grid: dx=8mm, dy=8mm, dz=5mm

Reference Value = 9.333 V/m; Power Drift = -0.14 dB

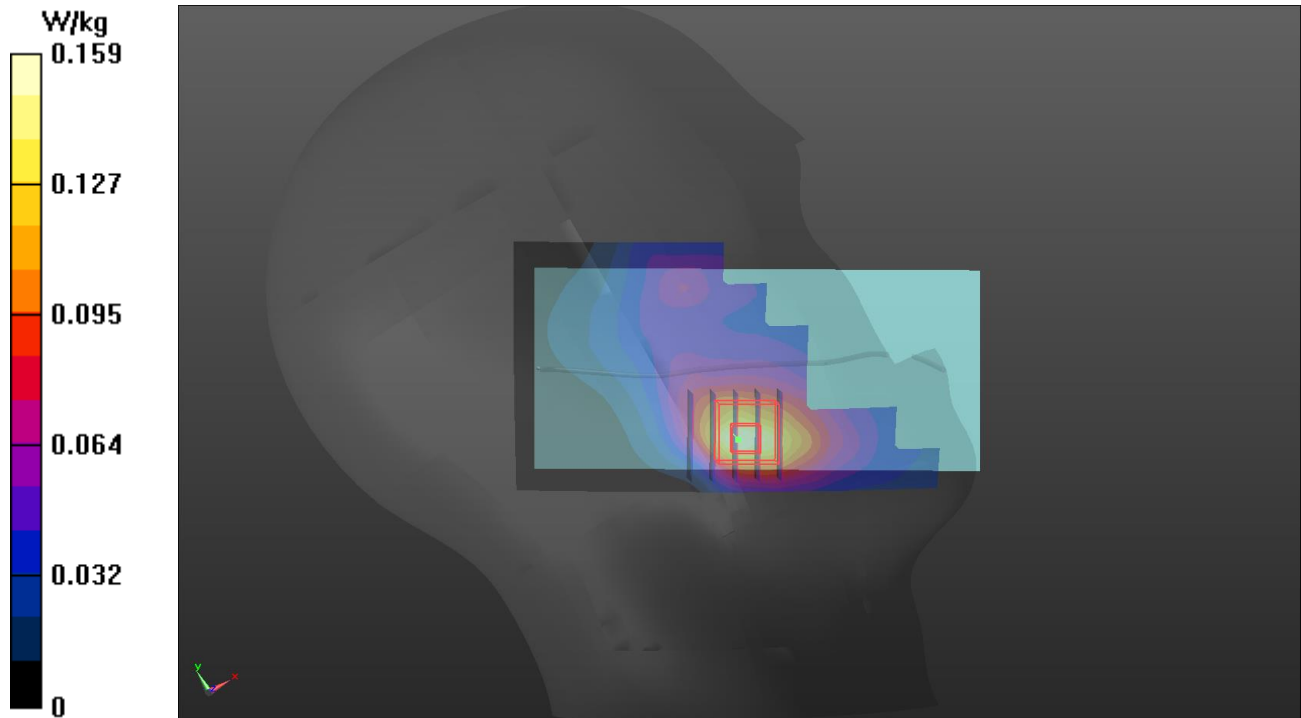
Peak SAR (extrapolated) = 0.164 W/kg

SAR(1 g) = 0.101 W/kg; SAR(10 g) = 0.063 W/kg (SAR corrected for target medium)

Smallest distance from peaks to all points 3 dB below = 14.4 mm

Ratio of SAR at M2 to SAR at M1 = 64.8%

Maximum value of SAR (measured) = 0.141 W/kg



Plots of Measurement

Test Laboratory: Bureau Veritas ADT SAR/HAC Testing Lab

Date: 2022/07/18

P04 WCDMA IV_RMC12.2K_Left Cheek_Ch1413_Ant 1_Power Reduction_w_o

DUT: BGTL-WTW-P22070227

Communication System: UID 10011 - CAB, UMTS-FDD (WCDMA); Frequency: 1732.6 MHz; Duty Cycle: 1:1.95
Medium: H16T20N1_0718 Medium parameters used: $f = 1733$ MHz; $\sigma = 1.361$ S/m; $\epsilon_r = 38.953$; $\rho = 1000$ kg/m³
Ambient Temperature : 23.5 °C ; Liquid Temperature : 23.3 °C

DASY5 Configuration:

- Probe: EX3DV4 - SN3650; ConvF(8.5, 8.5, 8.5) @ 1732.6 MHz; Calibrated: 2022/03/24
- Sensor-Surface: 1.4mm (Mechanical Surface Detection)
- Electronics: DAE4 Sn861; Calibrated: 2022/03/23
- Phantom: SAM Phantom_1985; Type: QD 000 P41 AA;
- Measurement SW: DASY52, Version 52.10 (4); SEMCAD X Version 14.6.14 (7501)

Area Scan (61x131x1): Interpolated grid: dx=1.500 mm, dy=1.500 mm
Maximum value of SAR (interpolated) = 0.144 W/kg

Zoom Scan (5x5x7)/Cube 0: Measurement grid: dx=8mm, dy=8mm, dz=5mm

Reference Value = 9.539 V/m; Power Drift = -0.13 dB

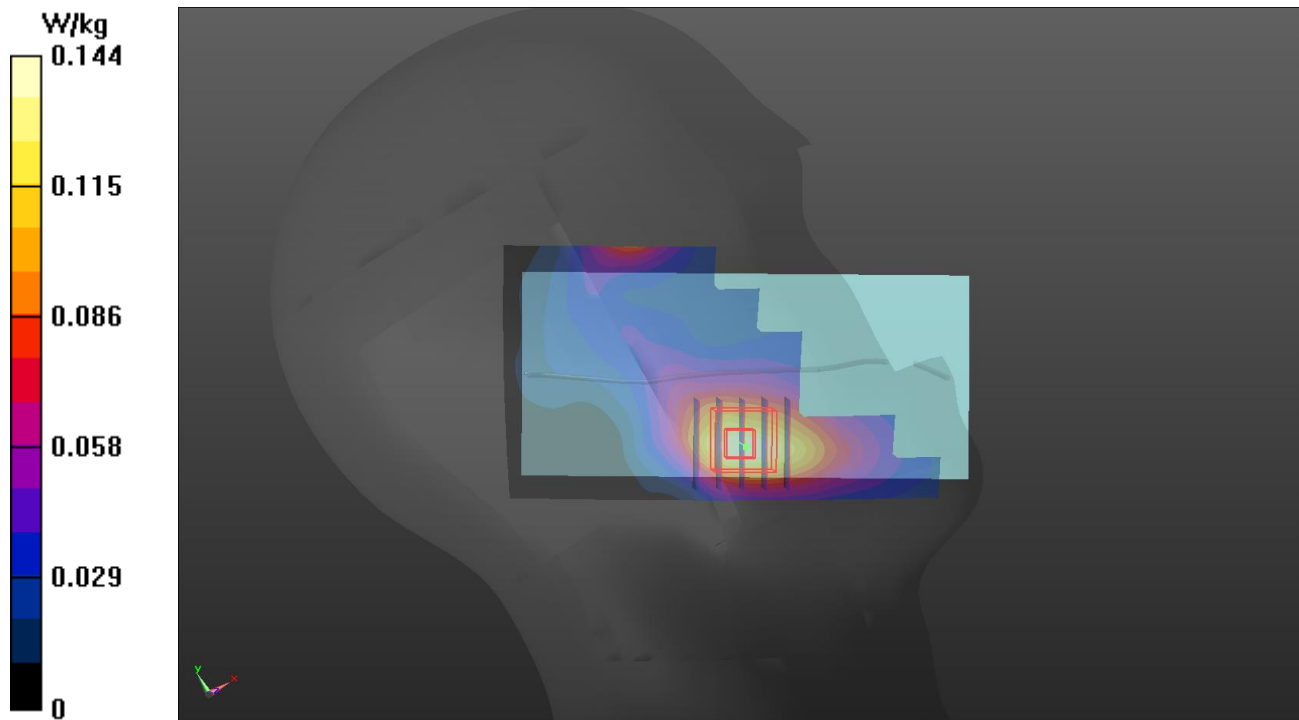
Peak SAR (extrapolated) = 0.155 W/kg

SAR(1 g) = 0.101 W/kg; SAR(10 g) = 0.064 W/kg (SAR corrected for target medium)

Smallest distance from peaks to all points 3 dB below = 14.4 mm

Ratio of SAR at M2 to SAR at M1 = 66.1%

Maximum value of SAR (measured) = 0.136 W/kg



Plots of Measurement

Test Laboratory: Bureau Veritas ADT SAR/HAC Testing Lab

Date: 2022/07/18

P05 WCDMA V_RMC12.2K_Left Cheek_Ch4233_Ant 3_Power Reduction_w_o

DUT: BGTL-WTW-P22070227

Communication System: UID 10011 - CAB, UMTS-FDD (WCDMA); Frequency: 846.6 MHz; Duty Cycle: 1:1.95
Medium: H07T10N1_0718 Medium parameters used: $f = 847$ MHz; $\sigma = 0.933$ S/m; $\epsilon_r = 40.512$; $\rho = 1000$ kg/m³
Ambient Temperature : 23.5 °C ; Liquid Temperature : 23.3 °C

DASY5 Configuration:

- Probe: EX3DV4 - SN3650; ConvF(9.76, 9.76, 9.76) @ 846.6 MHz; Calibrated: 2022/03/24
- Sensor-Surface: 1.4mm (Mechanical Surface Detection)
- Electronics: DAE4 Sn861; Calibrated: 2022/03/23
- Phantom: SAM Phantom_1985; Type: QD 000 P41 AA;
- Measurement SW: DASY52, Version 52.10 (4); SEMCAD X Version 14.6.14 (7501)

Area Scan (61x131x1): Interpolated grid: dx=1.500 mm, dy=1.500 mm
Maximum value of SAR (interpolated) = 0.167 W/kg

Zoom Scan (5x5x7)/Cube 0: Measurement grid: dx=8mm, dy=8mm, dz=5mm

Reference Value = 13.56 V/m; Power Drift = 0.01 dB

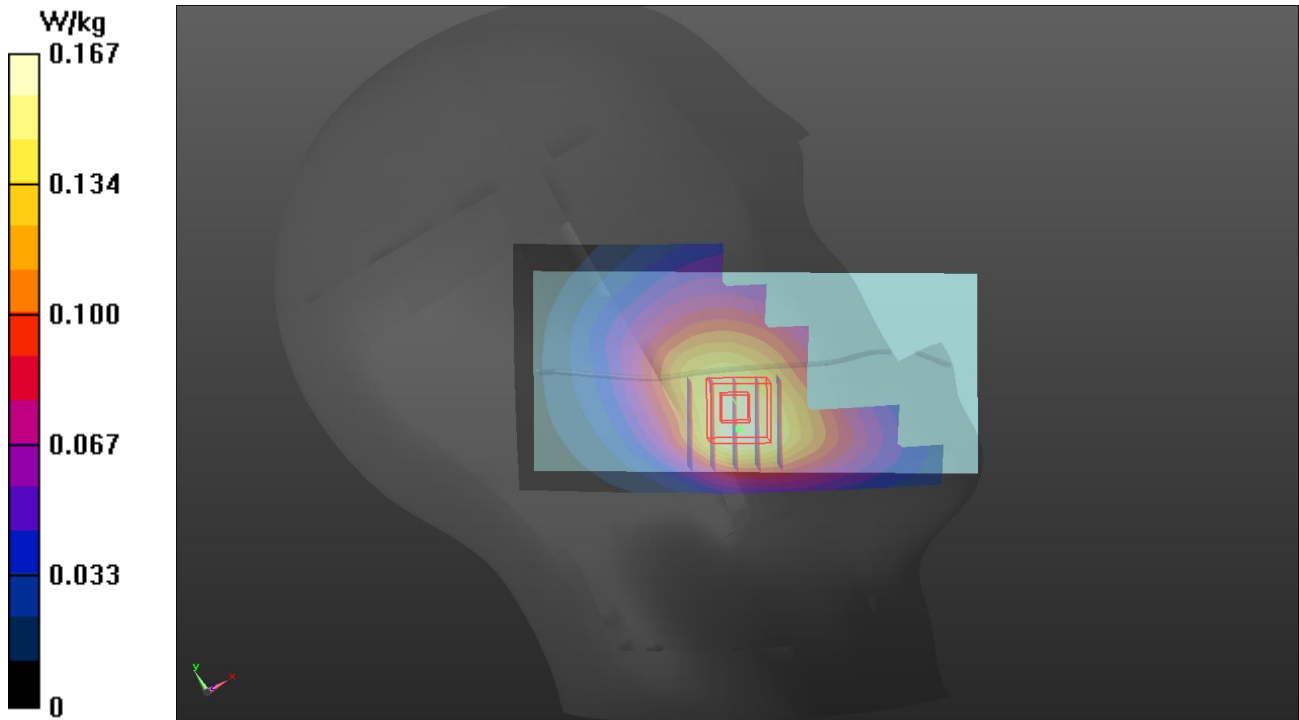
Peak SAR (extrapolated) = 0.176 W/kg

SAR(1 g) = 0.135 W/kg; SAR(10 g) = 0.102 W/kg (SAR corrected for target medium)

Smallest distance from peaks to all points 3 dB below = 19.9 mm

Ratio of SAR at M2 to SAR at M1 = 80.1%

Maximum value of SAR (measured) = 0.162 W/kg



Plots of Measurement

Test Laboratory: Bureau Veritas ADT SAR/HAC Testing Lab

Date: 2022/07/18

P06 LTE 2_QPSK20M_Left Cheek_Ch18900_1RB_OS0_Ant 1_Power Reduction_w_o

DUT: BGTL-WTW-P22070227

Communication System: UID 10169 - CAE, LTE-FDD (SC-FDMA, 1 RB, 20 MHz, QPSK); Frequency: 1880 MHz; Duty Cycle: 1:3.74

Medium: H16T20N1_0718 Medium parameters used: $f = 1880$ MHz; $\sigma = 1.448$ S/m; $\epsilon_r = 38.647$; $\rho = 1000$ kg/m³

Ambient Temperature : 23.5 °C ; Liquid Temperature : 23.3 °C

DASY5 Configuration:

- Probe: EX3DV4 - SN3650; ConvF(8.18, 8.18, 8.18) @ 1880 MHz; Calibrated: 2022/03/24
- Sensor-Surface: 1.4mm (Mechanical Surface Detection)
- Electronics: DAE4 Sn861; Calibrated: 2022/03/23
- Phantom: SAM Phantom_1985; Type: QD 000 P41 AA;
- Measurement SW: DASY52, Version 52.10 (4); SEMCAD X Version 14.6.14 (7501)

Area Scan (61x131x1): Interpolated grid: dx=1.500 mm, dy=1.500 mm

Maximum value of SAR (interpolated) = 0.100 W/kg

Zoom Scan (5x5x7)/Cube 0: Measurement grid: dx=8mm, dy=8mm, dz=5mm

Reference Value = 7.676 V/m; Power Drift = -0.17 dB

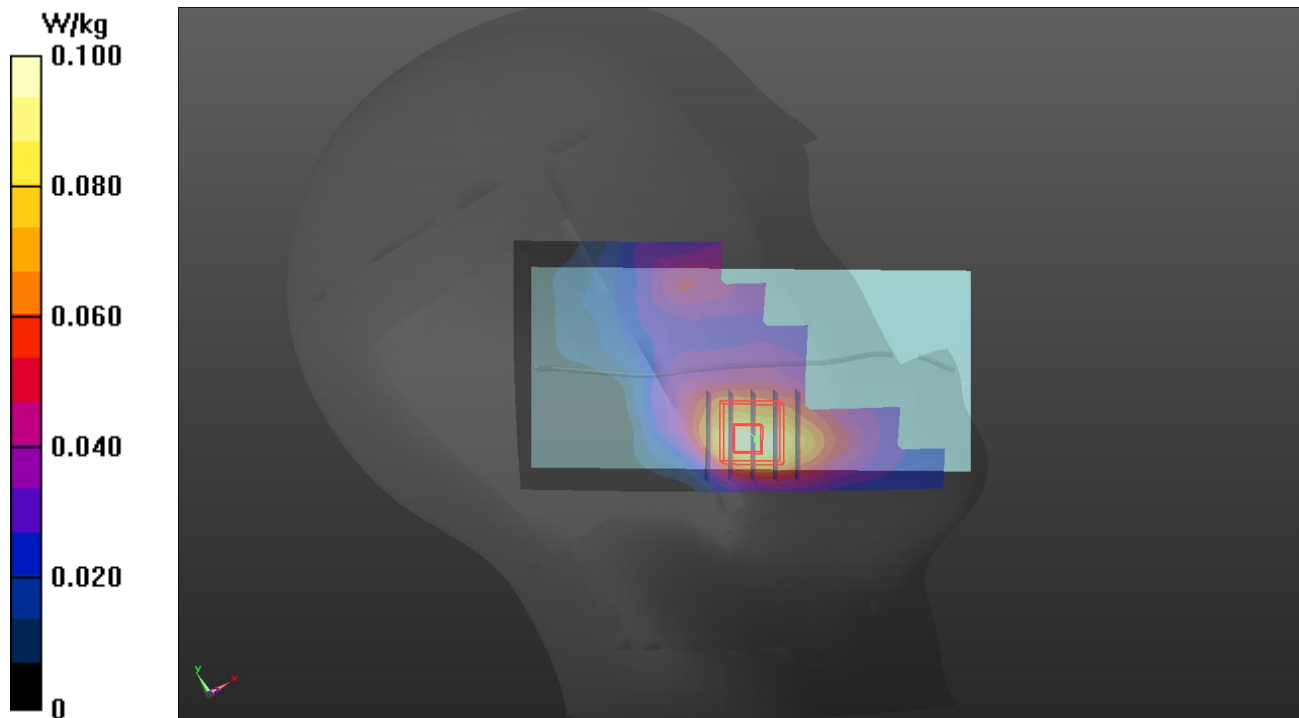
Peak SAR (extrapolated) = 0.107 W/kg

SAR(1 g) = 0.066 W/kg; SAR(10 g) = 0.041 W/kg (SAR corrected for target medium)

Smallest distance from peaks to all points 3 dB below: Larger than measurement grid (> 16 mm)

Ratio of SAR at M2 to SAR at M1 = 63.9%

Maximum value of SAR (measured) = 0.0912 W/kg



Plots of Measurement

Test Laboratory: Bureau Veritas ADT SAR/HAC Testing Lab

Date: 2022/07/18

P07 LTE 4_QPSK20M_Left Cheek_Ch20175_1RB_OS0_Ant 1_Power Reduction_w_o

DUT: BGTL-WTW-P22070227

Communication System: UID 10169 - CAE, LTE-FDD (SC-FDMA, 1 RB, 20 MHz, QPSK); Frequency: 1732.5 MHz; Duty Cycle: 1:3.74

Medium: H16T20N1_0718 Medium parameters used (interpolated): $f = 1732.5$ MHz; $\sigma = 1.361$ S/m; $\epsilon_r = 38.952$; $\rho = 1000$ kg/m³

Ambient Temperature : 23.5 °C ; Liquid Temperature : 23.3 °C

DASY5 Configuration:

- Probe: EX3DV4 - SN3650; ConvF(8.5, 8.5, 8.5) @ 1732.5 MHz; Calibrated: 2022/03/24
- Sensor-Surface: 1.4mm (Mechanical Surface Detection)
- Electronics: DAE4 Sn861; Calibrated: 2022/03/23
- Phantom: SAM Phantom_1985; Type: QD 000 P41 AA;
- Measurement SW: DASY52, Version 52.10 (4); SEMCAD X Version 14.6.14 (7501)

Area Scan (61x131x1): Interpolated grid: dx=1.500 mm, dy=1.500 mm
Maximum value of SAR (interpolated) = 0.120 W/kg

Zoom Scan (5x5x7)/Cube 0: Measurement grid: dx=8mm, dy=8mm, dz=5mm

Reference Value = 8.719 V/m; Power Drift = -0.16 dB

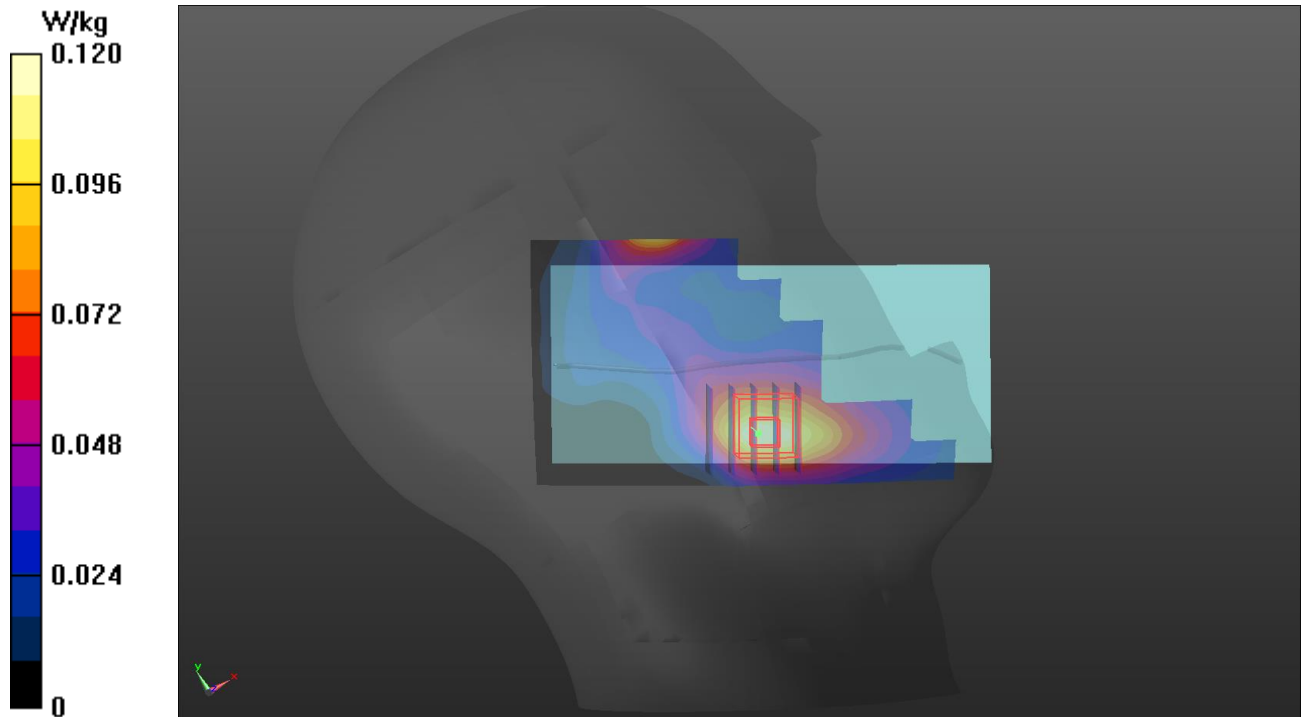
Peak SAR (extrapolated) = 0.130 W/kg

SAR(1 g) = 0.084 W/kg; SAR(10 g) = 0.053 W/kg (SAR corrected for target medium)

Smallest distance from peaks to all points 3 dB below = 14.4 mm

Ratio of SAR at M2 to SAR at M1 = 66.6%

Maximum value of SAR (measured) = 0.113 W/kg



Plots of Measurement

Test Laboratory: Bureau Veritas ADT SAR/HAC Testing Lab

Date: 2022/07/18

P08 LTE 5_QPSK10M_Left Cheek_Ch20600_1RB_OS0_Ant 3_Power Reduction_w_o

DUT: BGTL-WTW-P22070227

Communication System: UID 10175 - CAG, LTE-FDD (SC-FDMA, 1 RB, 10 MHz, QPSK); Frequency: 844 MHz; Duty Cycle: 1:3.74

Medium: H07T10N1_0718 Medium parameters used: $f = 844$ MHz; $\sigma = 0.932$ S/m; $\epsilon_r = 40.52$; $\rho = 1000$ kg/m³

Ambient Temperature : 23.5 °C ; Liquid Temperature : 23.3 °C

DASY5 Configuration:

- Probe: EX3DV4 - SN3650; ConvF(9.76, 9.76, 9.76) @ 844 MHz; Calibrated: 2022/03/24
- Sensor-Surface: 1.4mm (Mechanical Surface Detection)
- Electronics: DAE4 Sn861; Calibrated: 2022/03/23
- Phantom: SAM Phantom_1985; Type: QD 000 P41 AA;
- Measurement SW: DASY52, Version 52.10 (4); SEMCAD X Version 14.6.14 (7501)

Area Scan (61x131x1): Interpolated grid: dx=1.500 mm, dy=1.500 mm
Maximum value of SAR (interpolated) = 0.153 W/kg

Zoom Scan (5x5x7)/Cube 0: Measurement grid: dx=8mm, dy=8mm, dz=5mm

Reference Value = 12.96 V/m; Power Drift = -0.02 dB


Peak SAR (extrapolated) = 0.161 W/kg

SAR(1 g) = 0.124 W/kg; SAR(10 g) = 0.094 W/kg (SAR corrected for target medium)

Smallest distance from peaks to all points 3 dB below = 20.3 mm

Ratio of SAR at M2 to SAR at M1 = 80.5%

Maximum value of SAR (measured) = 0.148 W/kg



Plots of Measurement

Test Laboratory: Bureau Veritas ADT SAR/HAC Testing Lab

Date: 2022/07/19

P09 LTE 7_QPSK20M_Left Cheek_Ch21350_1RB_OS0_Ant 1_Power Reduction_w_o

DUT: BGTL-WTW-P22070227

Communication System: UID 10169 - CAE, LTE-FDD (SC-FDMA, 1 RB, 20 MHz, QPSK); Frequency: 2560 MHz; Duty Cycle: 1:3.74

Medium: H19T27N1_0719 Medium parameters used: $f = 2560$ MHz; $\sigma = 1.992$ S/m; $\epsilon_r = 38.321$; $\rho = 1000$ kg/m³

Ambient Temperature : 23.6 °C ; Liquid Temperature : 23.2 °C

DASY5 Configuration:

- Probe: EX3DV4 - SN3650; ConvF(7.59, 7.59, 7.59) @ 2560 MHz; Calibrated: 2022/03/24
- Sensor-Surface: 1.4mm (Mechanical Surface Detection)
- Electronics: DAE4 Sn861; Calibrated: 2022/03/23
- Phantom: SAM Phantom_1985; Type: QD 000 P41 AA;
- Measurement SW: DASY52, Version 52.10 (4); SEMCAD X Version 14.6.14 (7501)

Area Scan (81x171x1): Interpolated grid: dx=1.200 mm, dy=1.200 mm

Maximum value of SAR (interpolated) = 0.164 W/kg

Zoom Scan (7x7x7)/Cube 0: Measurement grid: dx=5mm, dy=5mm, dz=5mm

Reference Value = 7.688 V/m; Power Drift = -0.05 dB

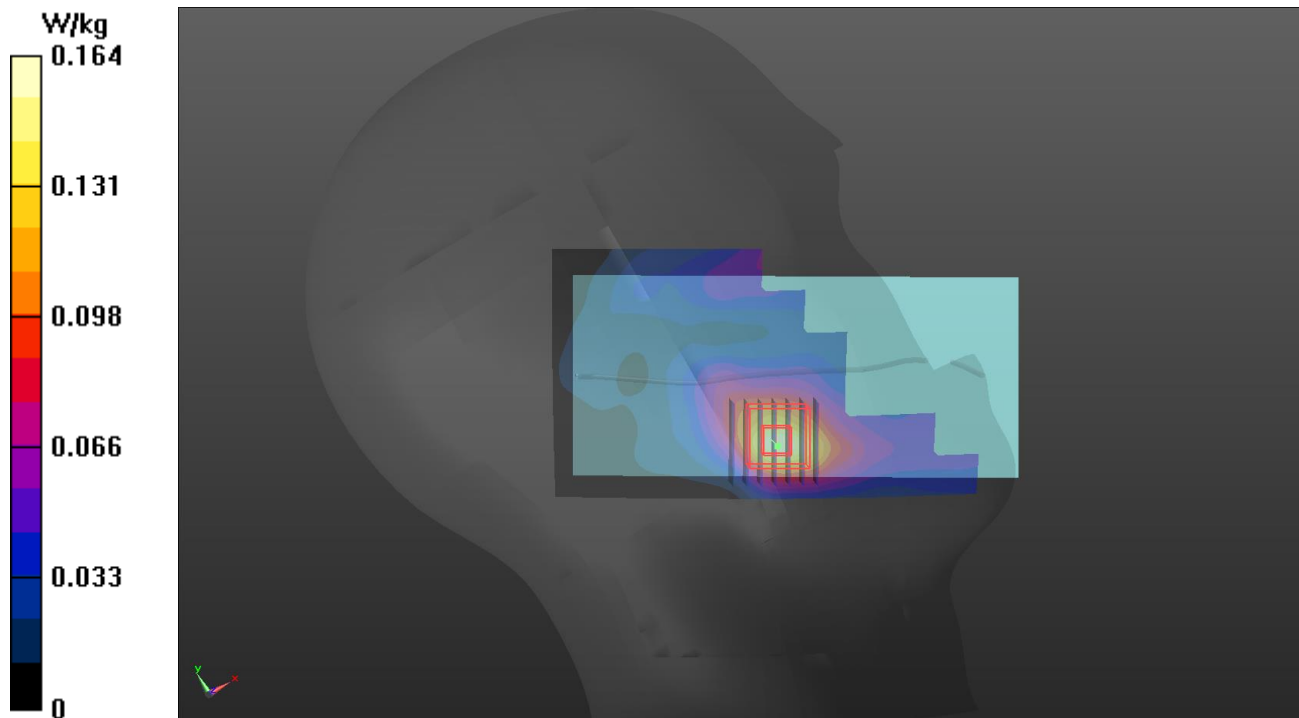
Peak SAR (extrapolated) = 0.180 W/kg

SAR(1 g) = 0.096 W/kg; SAR(10 g) = 0.053 W/kg (SAR corrected for target medium)

Smallest distance from peaks to all points 3 dB below = 12.1 mm

Ratio of SAR at M2 to SAR at M1 = 54.8%

Maximum value of SAR (measured) = 0.149 W/kg



Plots of Measurement

Test Laboratory: Bureau Veritas ADT SAR/HAC Testing Lab

Date: 2022/07/19

P10 LTE 12_QPSK10M_Left Cheek_Ch23095_1RB_OS0_Ant 3_Power Reduction_w_o

DUT: BGTL-WTW-P22070227

Communication System: UID 10175 - CAG, LTE-FDD (SC-FDMA, 1 RB, 10 MHz, QPSK); Frequency: 707.5 MHz; Duty Cycle: 1:3.74

Medium: H06T09N1_0719 Medium parameters used (interpolated): $f = 707.5$ MHz; $\sigma = 0.888$ S/m; $\epsilon_r = 41.591$; $\rho = 1000$ kg/m³

Ambient Temperature : 23.6 °C ; Liquid Temperature : 23.2 °C

DASY5 Configuration:

- Probe: EX3DV4 - SN3650; ConvF(9.9, 9.9, 9.9) @ 707.5 MHz; Calibrated: 2022/03/24
- Sensor-Surface: 1.4mm (Mechanical Surface Detection)
- Electronics: DAE4 Sn861; Calibrated: 2022/03/23
- Phantom: SAM Phantom_1985; Type: QD 000 P41 AA;
- Measurement SW: DASY52, Version 52.10 (4); SEMCAD X Version 14.6.14 (7501)

Area Scan (71x121x1): Interpolated grid: dx=1.500 mm, dy=1.500 mm
Maximum value of SAR (interpolated) = 0.037 W/kg

Zoom Scan (5x5x7)/Cube 0: Measurement grid: dx=8mm, dy=8mm, dz=5mm

Reference Value = 6.359 V/m; Power Drift = -0.09 dB

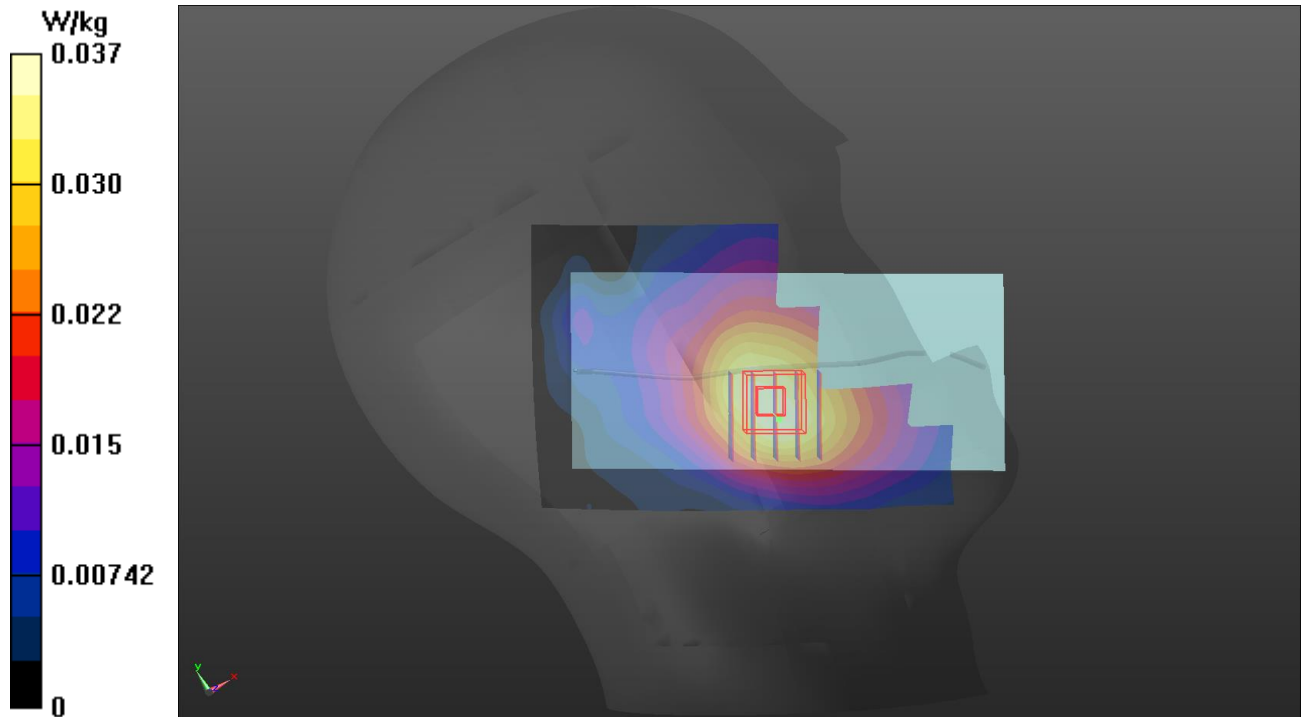
Peak SAR (extrapolated) = 0.0390 W/kg

SAR(1 g) = 0.030 W/kg; SAR(10 g) = 0.023 W/kg (SAR corrected for target medium)

Smallest distance from peaks to all points 3 dB below: Larger than measurement grid

Ratio of SAR at M2 to SAR at M1 = 76.5%

Maximum value of SAR (measured) = 0.0357 W/kg



Plots of Measurement

Test Laboratory: Bureau Veritas ADT SAR/HAC Testing Lab

Date: 2022/07/19

P11 LTE 13_QPSK10M_Left Cheek_Ch23230_1RB_OS0_Ant 3_Power Reduction_w_o

DUT: BGTL-WTW-P22070227

Communication System: UID 10175 - CAG, LTE-FDD (SC-FDMA, 1 RB, 10 MHz, QPSK); Frequency: 782 MHz; Duty Cycle: 1:3.74

Medium: H06T09N1_0719 Medium parameters used: $f = 782$ MHz; $\sigma = 0.915$ S/m; $\epsilon_r = 41.389$; $\rho = 1000$ kg/m³

Ambient Temperature : 23.6 °C ; Liquid Temperature : 23.2 °C

DASY5 Configuration:

- Probe: EX3DV4 - SN3650; ConvF(9.9, 9.9, 9.9) @ 782 MHz; Calibrated: 2022/03/24
- Sensor-Surface: 1.4mm (Mechanical Surface Detection)
- Electronics: DAE4 Sn861; Calibrated: 2022/03/23
- Phantom: SAM Phantom_1985; Type: QD 000 P41 AA;
- Measurement SW: DASY52, Version 52.10 (4); SEMCAD X Version 14.6.14 (7501)

Area Scan (61x131x1): Interpolated grid: dx=1.500 mm, dy=1.500 mm

Maximum value of SAR (interpolated) = 0.126 W/kg

Zoom Scan (5x5x7)/Cube 0: Measurement grid: dx=8mm, dy=8mm, dz=5mm

Reference Value = 11.86 V/m; Power Drift = -0.04 dB


Peak SAR (extrapolated) = 0.130 W/kg

SAR(1 g) = 0.105 W/kg; SAR(10 g) = 0.081 W/kg (SAR corrected for target medium)

Smallest distance from peaks to all points 3 dB below = 22.9 mm

Ratio of SAR at M2 to SAR at M1 = 81.6%

Maximum value of SAR (measured) = 0.121 W/kg



Plots of Measurement

Test Laboratory: Bureau Veritas ADT SAR/HAC Testing Lab

Date: 2022/07/19

P12 LTE 41_QPSK20M_Left Cheek_Ch40185_1RB_OS0_Ant 1_Power Reduction_w_o

DUT: BGTL-WTW-P22070227

Communication System: UID 10172 - CAG, LTE-TDD (SC-FDMA, 1 RB, 20 MHz, QPSK); Frequency: 2549.5 MHz; Duty Cycle: 1:8.33

Medium: H19T27N1_0719 Medium parameters used: $f = 2550$ MHz; $\sigma = 1.979$ S/m; $\epsilon_r = 38.34$; $\rho = 1000$ kg/m³

Ambient Temperature : 23.6 °C ; Liquid Temperature : 23.2 °C

DASY5 Configuration:

- Probe: EX3DV4 - SN3650; ConvF(7.59, 7.59, 7.59) @ 2549.5 MHz; Calibrated: 2022/03/24
- Sensor-Surface: 1.4mm (Mechanical Surface Detection)
- Electronics: DAE4 Sn861; Calibrated: 2022/03/23
- Phantom: SAM Phantom_1985; Type: QD 000 P41 AA;
- Measurement SW: DASY52, Version 52.10 (4); SEMCAD X Version 14.6.14 (7501)

Area Scan (91x151x1): Interpolated grid: dx=1.200 mm, dy=1.200 mm

Maximum value of SAR (interpolated) = 0.124 W/kg

Zoom Scan (7x7x7)/Cube 0: Measurement grid: dx=5mm, dy=5mm, dz=5mm

Reference Value = 8.223 V/m; Power Drift = -0.08 dB

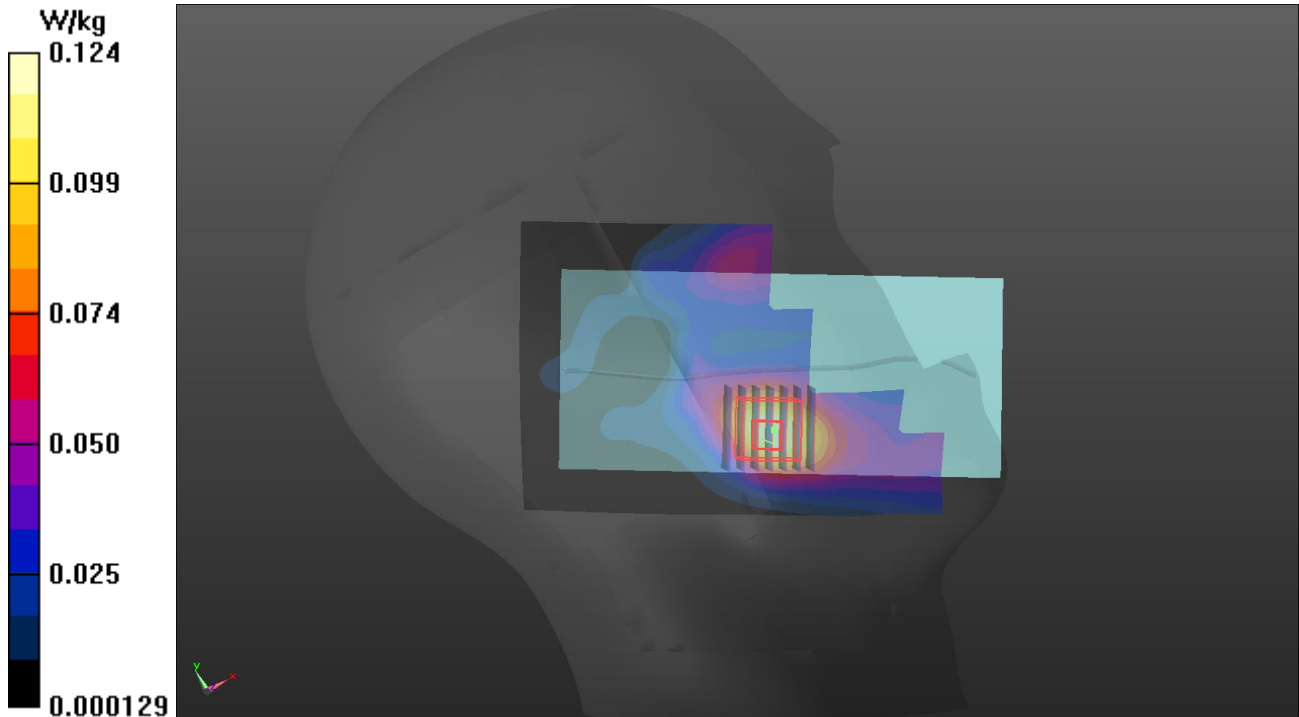
Peak SAR (extrapolated) = 0.150 W/kg

SAR(1 g) = 0.082 W/kg; SAR(10 g) = 0.045 W/kg (SAR corrected for target medium)

Smallest distance from peaks to all points 3 dB below = 11.1 mm

Ratio of SAR at M2 to SAR at M1 = 55.1%

Maximum value of SAR (measured) = 0.124 W/kg



Plots of Measurement

Test Laboratory: Bureau Veritas ADT SAR/HAC Testing Lab

Date: 2022/07/19

P13 WLAN2.4G_802.11b_Right Cheek_Ch11_Ant 4+8_Power Reduction_w_o

DUT: BGTL-WTW-P22070227

Communication System: UID 10012 - CAB, IEEE 802.11b WiFi 2.4 GHz (DSSS, 1 Mbps); Frequency: 2462 MHz; Duty Cycle: 1:1.02

Medium: H19T27N1_0719 Medium parameters used: $f = 2462$ MHz; $\sigma = 1.841$ S/m; $\epsilon_r = 38.54$; $\rho = 1000$ kg/m³

Ambient Temperature : 23.7 °C ; Liquid Temperature : 23.3 °C

DASY5 Configuration:

- Probe: EX3DV4 - SN3971; ConvF(7.98, 7.98, 7.98) @ 2462 MHz; Calibrated: 2022/01/25
- Sensor-Surface: 1.4mm (Mechanical Surface Detection)
- Electronics: DAE4 Sn1277; Calibrated: 2022/01/19
- Phantom: Twin SAM Phantom_1885; Type: QD000P40CD;
- Measurement SW: DASY52, Version 52.10 (4); SEMCAD X Version 14.6.14 (7501)

Area Scan (91x151x1): Interpolated grid: dx=1.200 mm, dy=1.200 mm

Maximum value of SAR (interpolated) = 0.612 W/kg

Zoom Scan (7x7x7)/Cube 0: Measurement grid: dx=5mm, dy=5mm, dz=5mm

Reference Value = 12.90 V/m; Power Drift = 0.03 dB

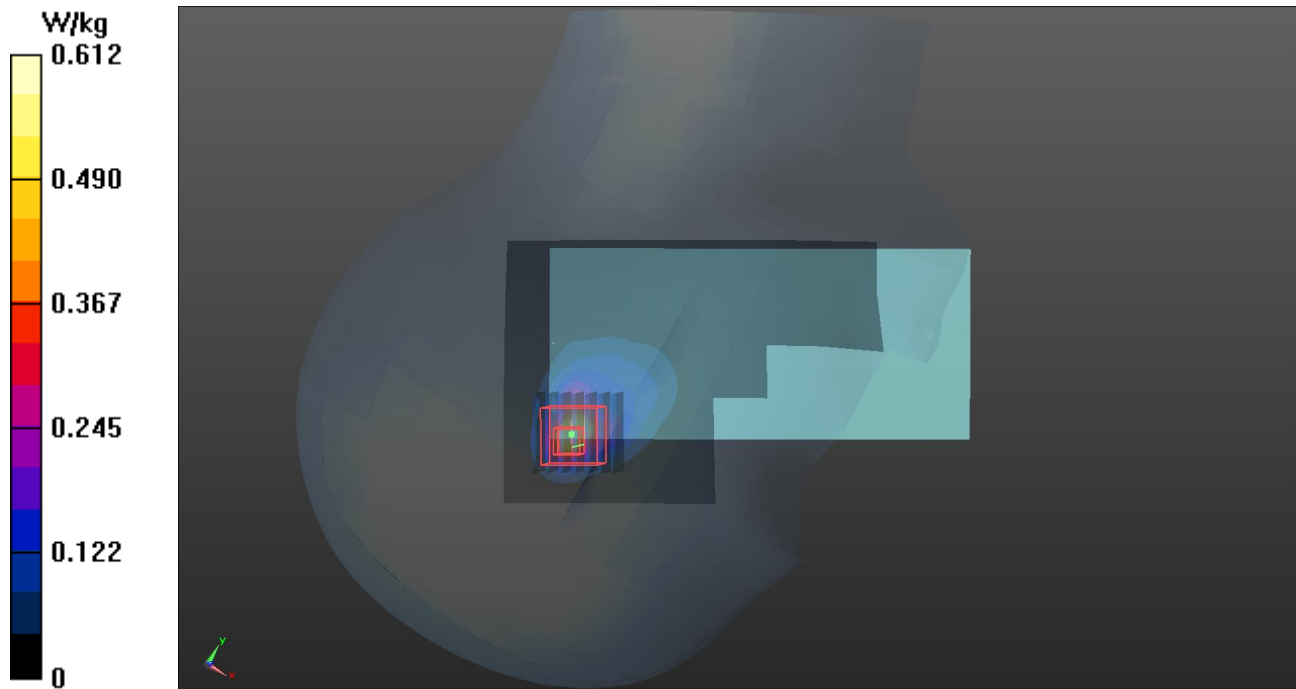
Peak SAR (extrapolated) = 0.493 W/kg

SAR(1 g) = 0.202 W/kg; SAR(10 g) = 0.093 W/kg (SAR corrected for target medium)

Smallest distance from peaks to all points 3 dB below = 6.3 mm

Ratio of SAR at M2 to SAR at M1 = 43.8%

Maximum value of SAR (measured) = 0.362 W/kg



Plots of Measurement

Test Laboratory: Bureau Veritas ADT SAR/HAC Testing Lab

Date: 2022/07/19

P14 WLAN5.3G_802.11ac_VHT160_Right Cheek_Ch50_Ant 4+8_Power Reduction_w_o

DUT: BGTL-WTW-P22070227

Communication System: UID 10554 - AAD, IEEE 802.11ac WiFi (160MHz, MCS0); Frequency: 5250 MHz; Duty Cycle: 1:1

Medium: H34T60N1_0719 Medium parameters used: $f = 5250$ MHz; $\sigma = 4.795$ S/m; $\epsilon_r = 35.269$; $\rho = 1000$ kg/m³

Ambient Temperature : 23.7 °C ; Liquid Temperature : 23.3 °C

DASY5 Configuration:

- Probe: EX3DV4 - SN3971; ConvF(5.1, 5.1, 5.1) @ 5250 MHz; Calibrated: 2022/01/25
- Sensor-Surface: 1.4mm (Mechanical Surface Detection)
- Electronics: DAE4 Sn1277; Calibrated: 2022/01/19
- Phantom: Twin SAM Phantom_1885; Type: QD000P40CD;
- Measurement SW: DASY52, Version 52.10 (4); SEMCAD X Version 14.6.14 (7501)

Area Scan (111x181x1): Interpolated grid: dx=1.000 mm, dy=1.000 mm

Maximum value of SAR (interpolated) = 0.258 W/kg

Zoom Scan (7x7x7)/Cube 0: Measurement grid: dx=4mm, dy=4mm, dz=1.4mm

Reference Value = 7.905 V/m; Power Drift = 0.05 dB

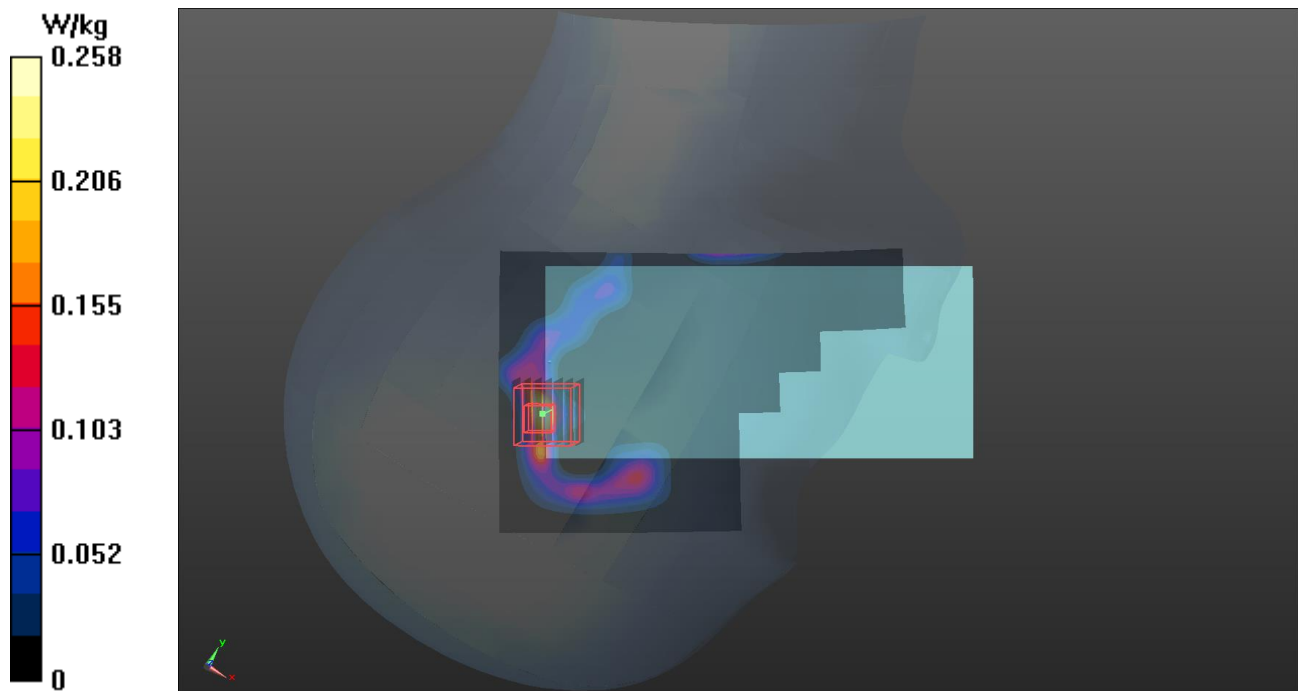
Peak SAR (extrapolated) = 0.340 W/kg

SAR(1 g) = 0.083 W/kg; SAR(10 g) = 0.027 W/kg (SAR corrected for target medium)

Smallest distance from peaks to all points 3 dB below = 4.8 mm

Ratio of SAR at M2 to SAR at M1 = 67.6%

Maximum value of SAR (measured) = 0.211 W/kg



Plots of Measurement

Test Laboratory: Bureau Veritas ADT SAR/HAC Testing Lab

Date: 2022/07/19

P15 WLAN5.6G_802.11ac VHT160_Right Cheek_Ch114_Ant 4+8_Power Reduction_w_o

DUT: BGTL-WTW-P22070227

Communication System: UID 10554 - AAD, IEEE 802.11ac WiFi (160MHz, MCS0); Frequency: 5570 MHz; Duty Cycle: 1:1

Medium: H34T60N1_0719 Medium parameters used: $f = 5570$ MHz; $\sigma = 5.143$ S/m; $\epsilon_r = 34.708$; $\rho = 1000$ kg/m³

Ambient Temperature : 23.7 °C ; Liquid Temperature : 23.3 °C

DASY5 Configuration:

- Probe: EX3DV4 - SN3971; ConvF(4.8, 4.8, 4.8) @ 5570 MHz; Calibrated: 2022/01/25
- Sensor-Surface: 1.4mm (Mechanical Surface Detection)
- Electronics: DAE4 Sn1277; Calibrated: 2022/01/19
- Phantom: Twin SAM Phantom_1885; Type: QD000P40CD;
- Measurement SW: DASY52, Version 52.10 (4); SEMCAD X Version 14.6.14 (7501)

Area Scan (101x181x1): Interpolated grid: dx=1.000 mm, dy=1.000 mm

Maximum value of SAR (interpolated) = 0.668 W/kg

Zoom Scan (7x7x7)/Cube 0: Measurement grid: dx=4mm, dy=4mm, dz=1.4mm

Reference Value = 12.15 V/m; Power Drift = 0.04 dB

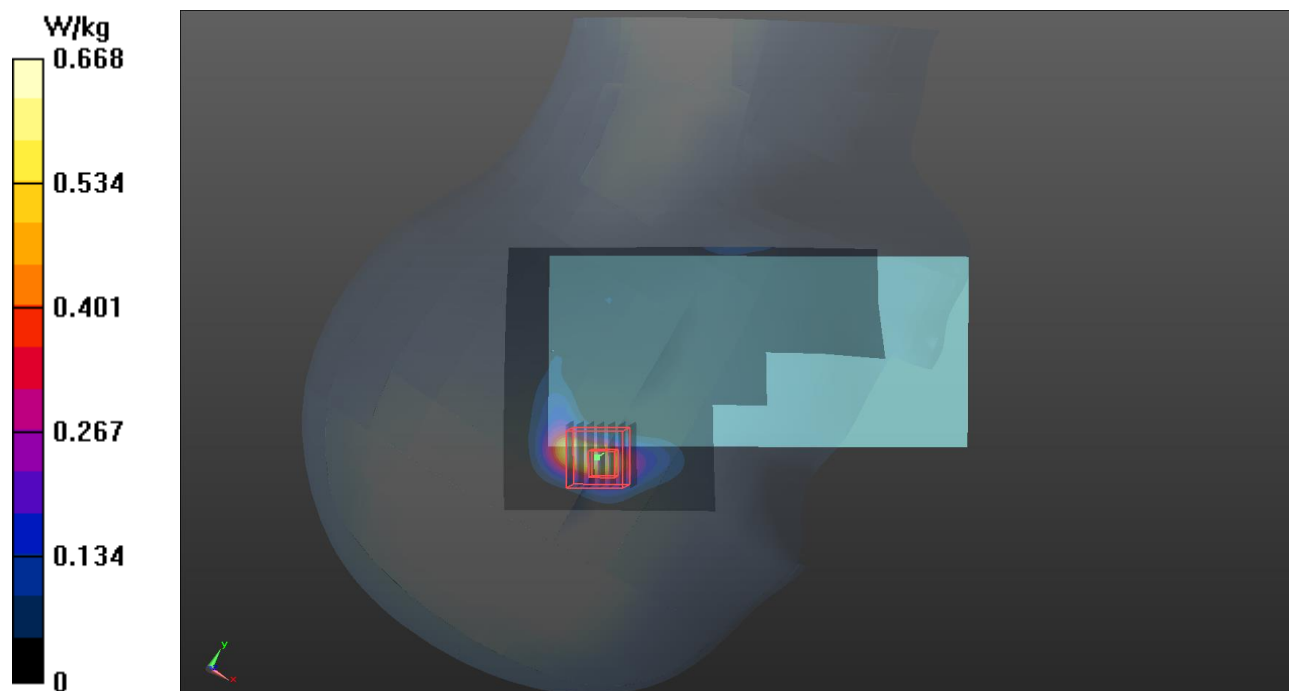
Peak SAR (extrapolated) = 1.38 W/kg

SAR(1 g) = 0.249 W/kg; SAR(10 g) = 0.066 W/kg (SAR corrected for target medium)

Smallest distance from peaks to all points 3 dB below = 6.2 mm

Ratio of SAR at M2 to SAR at M1 = 61.6%

Maximum value of SAR (measured) = 0.673 W/kg



Plots of Measurement

Test Laboratory: Bureau Veritas ADT SAR/HAC Testing Lab

Date: 2022/07/19

P16 WLAN5.8G_802.11ac_VHT80_Right Cheek_Ch155_Ant 4+8_Power Reduction_w_o

DUT: BGTL-WTW-P22070227

Communication System: UID 10544 - AAC, IEEE 802.11ac WiFi (80MHz, MCS0); Frequency: 5775 MHz; Duty Cycle: 1:1

Medium: H34T60N1_0719 Medium parameters used: $f = 5775$ MHz; $\sigma = 5.371$ S/m; $\epsilon_r = 34.335$; $\rho = 1000$ kg/m³

Ambient Temperature : 23.7 °C ; Liquid Temperature : 23.3 °C

DASY5 Configuration:

- Probe: EX3DV4 - SN3971; ConvF(4.85, 4.85, 4.85) @ 5775 MHz; Calibrated: 2022/01/25
- Sensor-Surface: 1.4mm (Mechanical Surface Detection)
- Electronics: DAE4 Sn1277; Calibrated: 2022/01/19
- Phantom: Twin SAM Phantom_1885; Type: QD000P40CD;
- Measurement SW: DASY52, Version 52.10 (4); SEMCAD X Version 14.6.14 (7501)

Area Scan (101x181x1): Interpolated grid: dx=1.000 mm, dy=1.000 mm

Maximum value of SAR (interpolated) = 0.639 W/kg

Zoom Scan (7x7x7)/Cube 0: Measurement grid: dx=4mm, dy=4mm, dz=1.4mm

Reference Value = 11.54 V/m; Power Drift = 0.16 dB


Peak SAR (extrapolated) = 1.02 W/kg

SAR(1 g) = 0.212 W/kg; SAR(10 g) = 0.057 W/kg (SAR corrected for target medium)

Smallest distance from peaks to all points 3 dB below = 6.4 mm

Ratio of SAR at M2 to SAR at M1 = 61.6%

Maximum value of SAR (measured) = 0.569 W/kg



Plots of Measurement

Test Laboratory: Bureau Veritas ADT SAR/HAC Testing Lab

Date: 2022/07/19

P17 BT_BDR_Right Cheek_Ch0_Ant 8_Power Reduction_w_o

DUT: BGTL-WTW-P22070227

Communication System: UID 10032 - CAA, IEEE 802.15.1 Bluetooth (GFSK, DH5); Frequency: 2402 MHz; Duty Cycle: 1:1.3

Medium: H19T27N1_0719 Medium parameters used (interpolated): $f = 2402$ MHz; $\sigma = 1.78$ S/m; $\epsilon_r = 38.762$; $\rho = 1000$ kg/m³

Ambient Temperature : 23.7 °C ; Liquid Temperature : 23.3 °C

DASY5 Configuration:

- Probe: EX3DV4 - SN3971; ConvF(7.98, 7.98, 7.98) @ 2402 MHz; Calibrated: 2022/01/25
- Sensor-Surface: 1.4mm (Mechanical Surface Detection)
- Electronics: DAE4 Sn1277; Calibrated: 2022/01/19
- Phantom: Twin SAM Phantom_1885; Type: QD000P40CD;
- Measurement SW: DASY52, Version 52.10 (4); SEMCAD X Version 14.6.14 (7501)

Area Scan (91x151x1): Interpolated grid: dx=1.200 mm, dy=1.200 mm
Maximum value of SAR (interpolated) = 0.143 W/kg

Zoom Scan (7x7x7)/Cube 0: Measurement grid: dx=5mm, dy=5mm, dz=5mm

Reference Value = 7.583 V/m; Power Drift = 0.02 dB

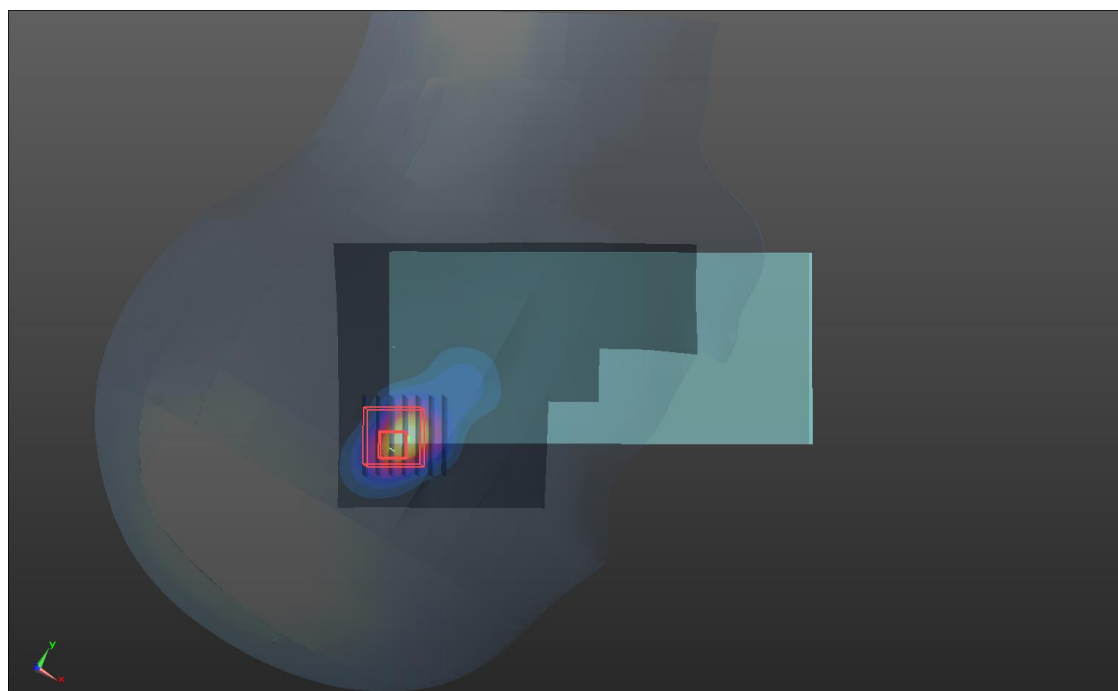
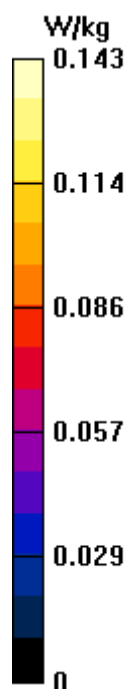
Peak SAR (extrapolated) = 0.158 W/kg

SAR(1 g) = 0.059 W/kg; SAR(10 g) = 0.027 W/kg (SAR corrected for target medium)

Smallest distance from peaks to all points 3 dB below = 7.3 mm

Ratio of SAR at M2 to SAR at M1 = 40.1%

Maximum value of SAR (measured) = 0.113 W/kg



Plots of Measurement

Test Laboratory: Bureau Veritas ADT SAR/HAC Testing Lab

Date: 2022/07/20

P18 GSM850_GPRS 4Tx Slot_Rear Face_10mm_Ch251_Ant 3_Power Reduction_w_o

DUT: BGTL-WTW-P22070227

Communication System: UID 10028 - DAC, GPRS-FDD (TDMA, GMSK, TN 0-1-2-3); Frequency: 848.8 MHz; Duty Cycle: 1:2.27

Medium: H07T10N1_0720 Medium parameters used: $f = 849$ MHz; $\sigma = 0.94$ S/m; $\epsilon_r = 40.633$; $\rho = 1000$ kg/m³

Ambient Temperature : 23.4 °C ; Liquid Temperature : 23.1 °C

DASY5 Configuration:

- Probe: EX3DV4 - SN3650; ConvF(9.76, 9.76, 9.76) @ 848.8 MHz; Calibrated: 2022/03/24
- Sensor-Surface: 1.4mm (Mechanical Surface Detection)
- Electronics: DAE4 Sn861; Calibrated: 2022/03/23
- Phantom: SAM Phantom_1985; Type: QD 000 P41 AA;
- Measurement SW: DASY52, Version 52.10 (4); SEMCAD X Version 14.6.14 (7501)

Area Scan (71x121x1): Interpolated grid: dx=1.500 mm, dy=1.500 mm

Maximum value of SAR (interpolated) = 0.965 W/kg

Zoom Scan (5x5x7)/Cube 0: Measurement grid: dx=8mm, dy=8mm, dz=5mm

Reference Value = 32.72 V/m; Power Drift = 0.15 dB

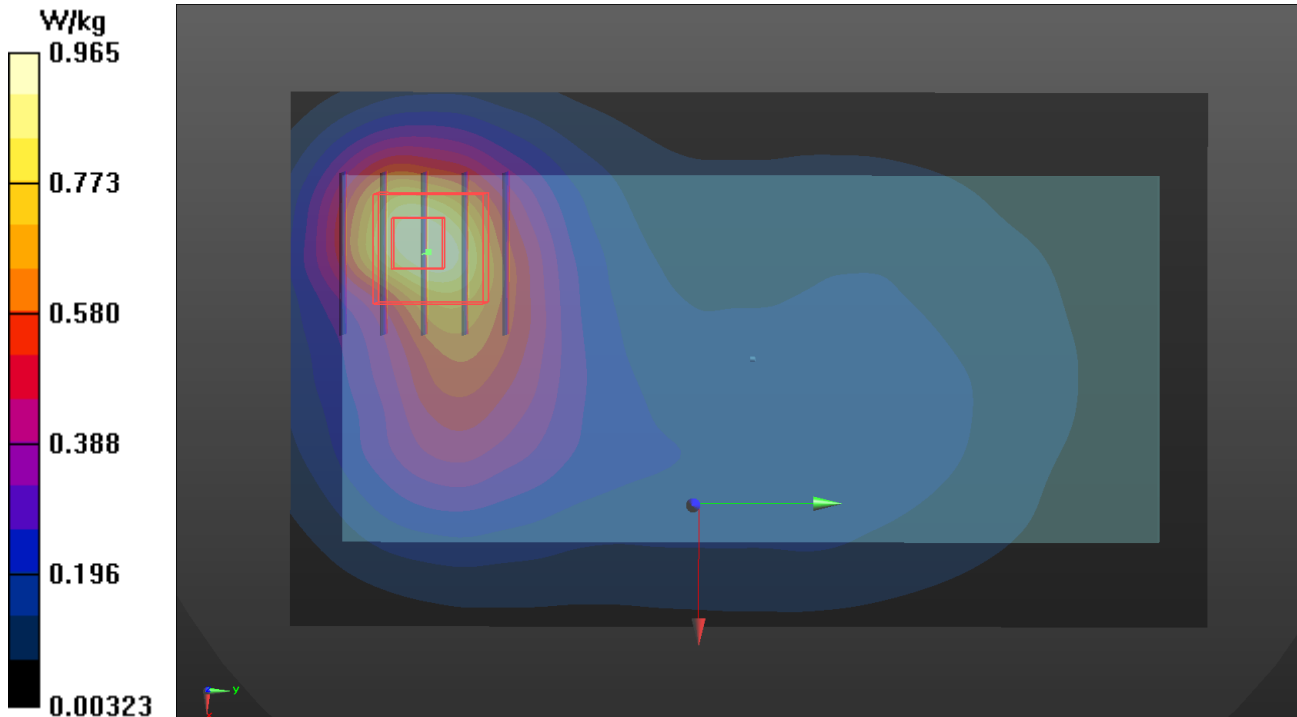
Peak SAR (extrapolated) = 1.45 W/kg

SAR(1 g) = 0.766 W/kg; SAR(10 g) = 0.443 W/kg (SAR corrected for target medium)

Smallest distance from peaks to all points 3 dB below = 13.6 mm

Ratio of SAR at M2 to SAR at M1 = 55.4%

Maximum value of SAR (measured) = 1.21 W/kg



Plots of Measurement

Test Laboratory: Bureau Veritas ADT SAR/HAC Testing Lab

Date: 2022/07/21

P19 GSM1900_GPRS 4Tx Slot_Rear Face_10mm_Ch512_Ant 1_Power Reduction_w_o

DUT: BGTL-WTW-P22070227

Communication System: UID 10028 - DAC, GPRS-FDD (TDMA, GMSK, TN 0-1-2-3); Frequency: 1850.2 MHz; Duty Cycle: 1:2.27

Medium: H16T20N1_0721 Medium parameters used (interpolated): $f = 1850.2$ MHz; $\sigma = 1.428$ S/m; $\epsilon_r = 38.708$; $\rho = 1000$ kg/m³

Ambient Temperature : 23.3 °C ; Liquid Temperature : 23.1 °C

DASY5 Configuration:

- Probe: EX3DV4 - SN3650; ConvF(8.18, 8.18, 8.18) @ 1850.2 MHz; Calibrated: 2022/03/24
- Sensor-Surface: 1.4mm (Mechanical Surface Detection)
- Electronics: DAE4 Sn861; Calibrated: 2022/03/23
- Phantom: SAM Phantom_1985; Type: QD 000 P41 AA;
- Measurement SW: DASY52, Version 52.10 (4); SEMCAD X Version 14.6.14 (7501)

Area Scan (71x131x1): Interpolated grid: dx=1.500 mm, dy=1.500 mm
Maximum value of SAR (interpolated) = 0.334 W/kg

Zoom Scan (5x5x7)/Cube 0: Measurement grid: dx=8mm, dy=8mm, dz=5mm

Reference Value = 15.74 V/m; Power Drift = -0.02 dB

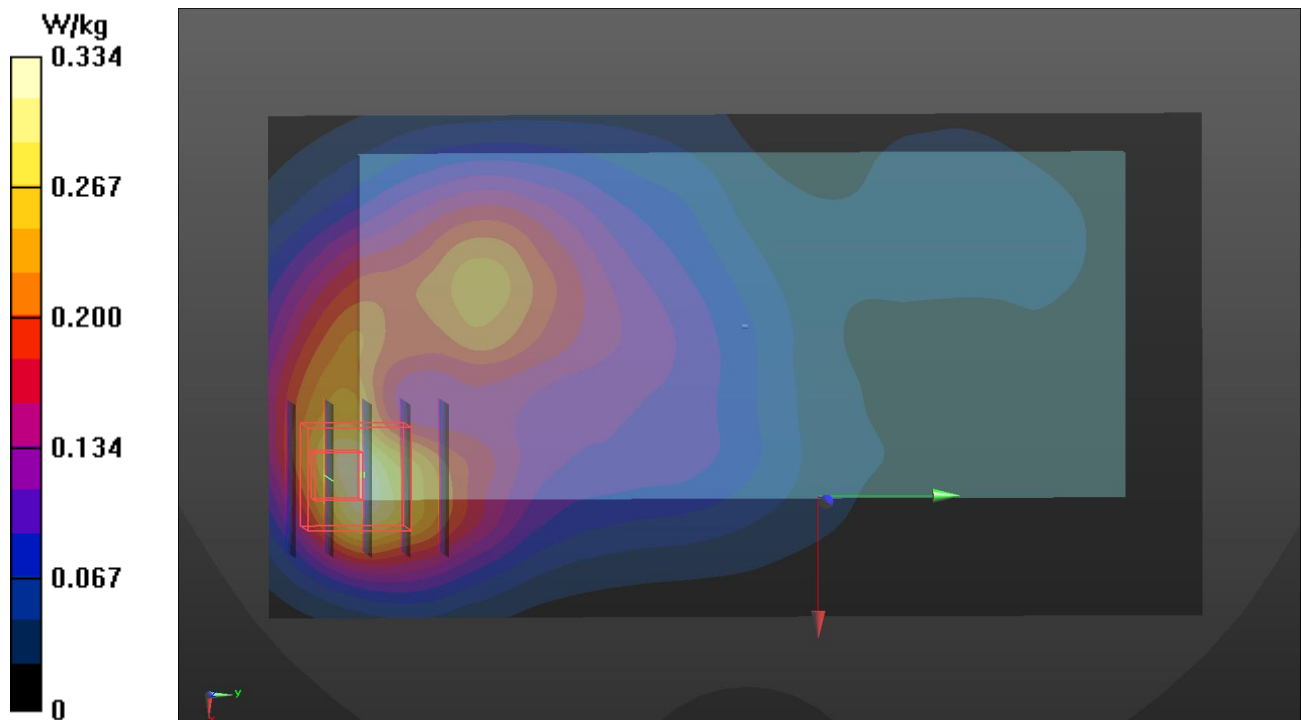
Peak SAR (extrapolated) = 0.400 W/kg

SAR(1 g) = 0.213 W/kg; SAR(10 g) = 0.120 W/kg (SAR corrected for target medium)

Smallest distance from peaks to all points 3 dB below = 10.2 mm

Ratio of SAR at M2 to SAR at M1 = 54.7%

Maximum value of SAR (measured) = 0.332 W/kg



Plots of Measurement

Test Laboratory: Bureau Veritas ADT SAR/HAC Testing Lab

Date: 2022/07/21

P20 WCDMA II_RMC12.2K_Rear Face_10mm_Ch9400_Ant 1_Power Reduction_w_o

DUT: BGTL-WTW-P22070227

Communication System: UID 10011 - CAB, UMTS-FDD (WCDMA); Frequency: 1880 MHz; Duty Cycle: 1:1.95
Medium: H16T20N1_0721 Medium parameters used: $f = 1880$ MHz; $\sigma = 1.448$ S/m; $\epsilon_r = 38.647$; $\rho = 1000$ kg/m³
Ambient Temperature : 23.3 °C ; Liquid Temperature : 23.1 °C

DASY5 Configuration:

- Probe: EX3DV4 - SN3650; ConvF(8.18, 8.18, 8.18) @ 1880 MHz; Calibrated: 2022/03/24
- Sensor-Surface: 1.4mm (Mechanical Surface Detection)
- Electronics: DAE4 Sn861; Calibrated: 2022/03/23
- Phantom: SAM Phantom_1985; Type: QD 000 P41 AA;
- Measurement SW: DASY52, Version 52.10 (4); SEMCAD X Version 14.6.14 (7501)

Area Scan (71x131x1): Interpolated grid: dx=1.500 mm, dy=1.500 mm
Maximum value of SAR (interpolated) = 0.446 W/kg

Zoom Scan (5x5x7)/Cube 0: Measurement grid: dx=8mm, dy=8mm, dz=5mm

Reference Value = 17.61 V/m; Power Drift = -0.01 dB

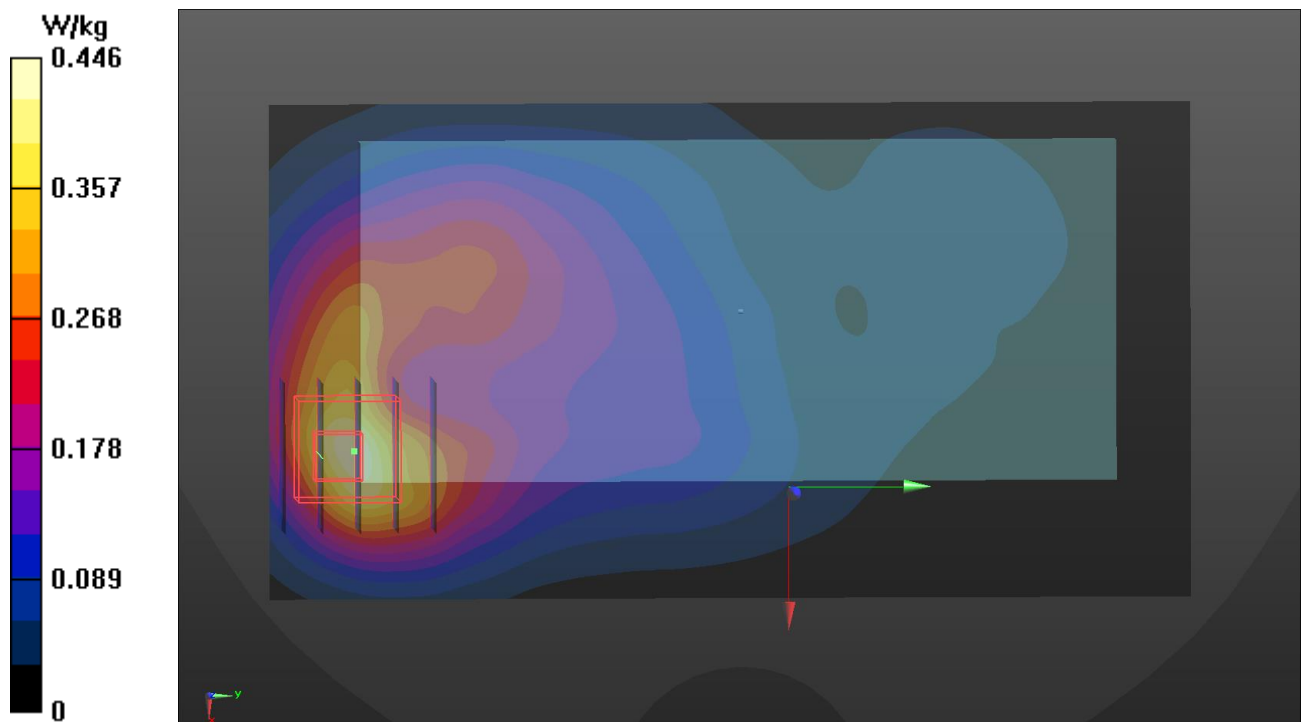
Peak SAR (extrapolated) = 0.497 W/kg

SAR(1 g) = 0.274 W/kg; SAR(10 g) = 0.156 W/kg (SAR corrected for target medium)

Smallest distance from peaks to all points 3 dB below = 11.3 mm

Ratio of SAR at M2 to SAR at M1 = 57.4%

Maximum value of SAR (measured) = 0.399 W/kg



Plots of Measurement

Test Laboratory: Bureau Veritas ADT SAR/HAC Testing Lab

Date: 2022/07/22

P21 WCDMA IV_RMC12.2K_Rear Face_10mm_Ch1312_Ant 1_Power Reduvtion_w_o

DUT: BGTL-WTW-P22070227

Communication System: UID 10011 - CAB, UMTS-FDD (WCDMA); Frequency: 1712.4 MHz; Duty Cycle: 1:1.95
Medium: H16T20N1_0722 Medium parameters used (interpolated): $f = 1712.4$ MHz; $\sigma = 1.349$ S/m; $\epsilon_r = 38.968$; $\rho = 1000$ kg/m³

Ambient Temperature : 23.4 °C ; Liquid Temperature : 23.2 °C

DASY5 Configuration:

- Probe: EX3DV4 - SN3650; ConvF(8.5, 8.5, 8.5) @ 1712.4 MHz; Calibrated: 2022/03/24
- Sensor-Surface: 1.4mm (Mechanical Surface Detection)
- Electronics: DAE4 Sn861; Calibrated: 2022/03/23
- Phantom: SAM Phantom_1985; Type: QD 000 P41 AA;
- Measurement SW: DASY52, Version 52.10 (4); SEMCAD X Version 14.6.14 (7501)

Area Scan (71x131x1): Interpolated grid: dx=1.500 mm, dy=1.500 mm
Maximum value of SAR (interpolated) = 0.476 W/kg

Zoom Scan (5x5x7)/Cube 0: Measurement grid: dx=8mm, dy=8mm, dz=5mm

Reference Value = 19.15 V/m; Power Drift = -0.05 dB

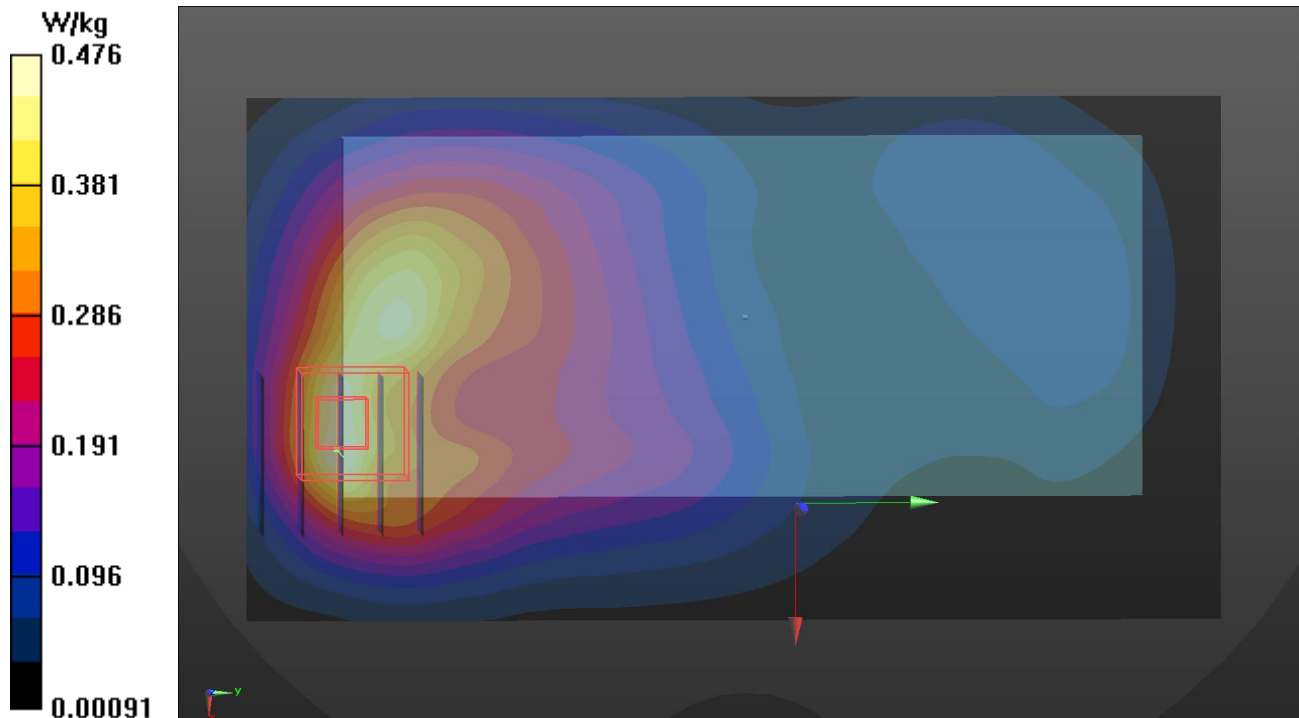
Peak SAR (extrapolated) = 0.564 W/kg

SAR(1 g) = 0.320 W/kg; SAR(10 g) = 0.189 W/kg (SAR corrected for target medium)

Smallest distance from peaks to all points 3 dB below = 12.8 mm

Ratio of SAR at M2 to SAR at M1 = 56.1%

Maximum value of SAR (measured) = 0.478 W/kg



Plots of Measurement

Test Laboratory: Bureau Veritas ADT SAR/HAC Testing Lab

Date: 2022/07/20

P22 WCDMA V_RMC12.2K_Rear Face_10mm_Ch4233_Ant 3_Power Reduction_w_o

DUT: BGTL-WTW-P22070227

Communication System: UID 10011 - CAB, UMTS-FDD (WCDMA); Frequency: 846.6 MHz; Duty Cycle: 1:1.95
Medium: H07T10N1_0720 Medium parameters used: $f = 847$ MHz; $\sigma = 0.939$ S/m; $\epsilon_r = 40.642$; $\rho = 1000$ kg/m³
Ambient Temperature : 23.4 °C ; Liquid Temperature : 23.1 °C

DASY5 Configuration:

- Probe: EX3DV4 - SN3650; ConvF(9.76, 9.76, 9.76) @ 846.6 MHz; Calibrated: 2022/03/24
- Sensor-Surface: 1.4mm (Mechanical Surface Detection)
- Electronics: DAE4 Sn861; Calibrated: 2022/03/23
- Phantom: SAM Phantom_1985; Type: QD 000 P41 AA;
- Measurement SW: DASY52, Version 52.10 (4); SEMCAD X Version 14.6.14 (7501)

Area Scan (71x121x1): Interpolated grid: dx=1.500 mm, dy=1.500 mm
Maximum value of SAR (interpolated) = 0.805 W/kg

Zoom Scan (5x5x7)/Cube 0: Measurement grid: dx=8mm, dy=8mm, dz=5mm

Reference Value = 30.31 V/m; Power Drift = -0.14 dB

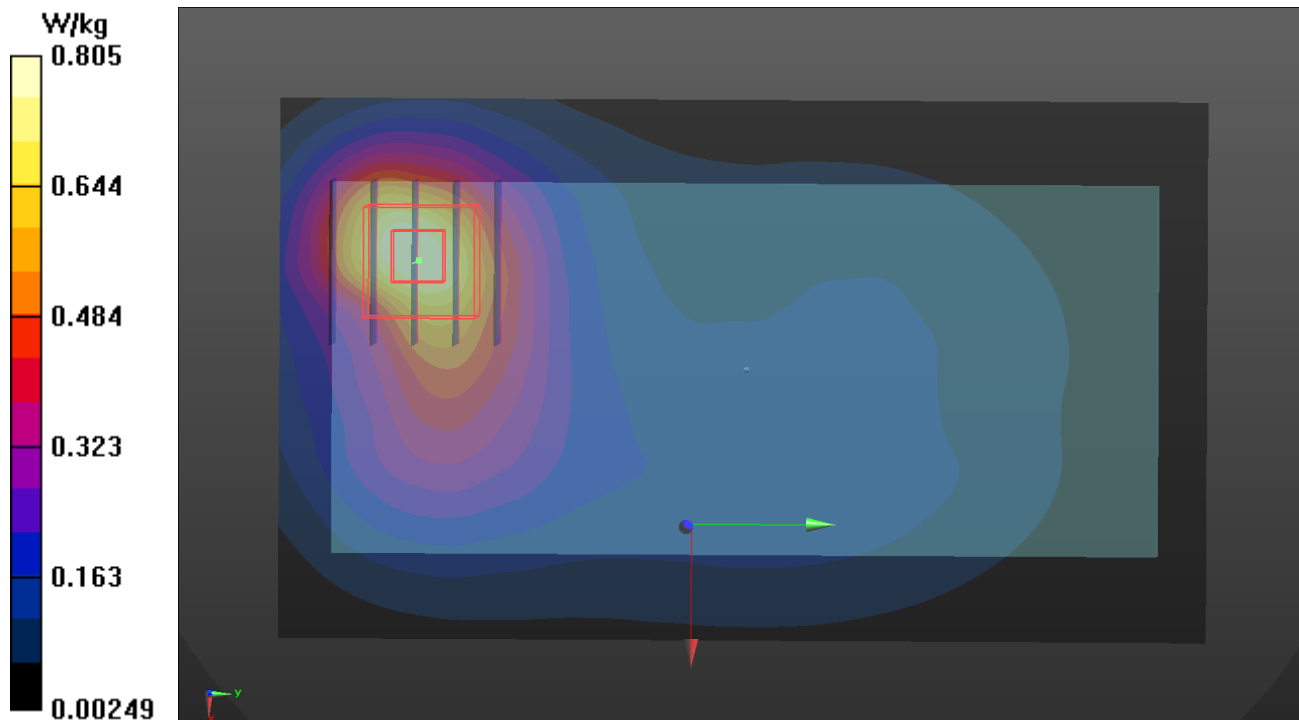
Peak SAR (extrapolated) = 0.987 W/kg

SAR(1 g) = 0.539 W/kg; SAR(10 g) = 0.316 W/kg (SAR corrected for target medium)

Smallest distance from peaks to all points 3 dB below = 15.1 mm

Ratio of SAR at M2 to SAR at M1 = 55.8%

Maximum value of SAR (measured) = 0.829 W/kg



Plots of Measurement

Test Laboratory: Bureau Veritas ADT SAR/HAC Testing Lab

Date: 2022/07/21

P23 LTE 2_QPSK20M_Front Face_10mm_Ch18900_1RB_OS0_Ant 1_Power Reduction_w_o

DUT: BGTL-WTW-P22070227

Communication System: UID 10169 - CAE, LTE-FDD (SC-FDMA, 1 RB, 20 MHz, QPSK); Frequency: 1880 MHz; Duty Cycle: 1:3.74

Medium: H16T20N1_0721 Medium parameters used: $f = 1880$ MHz; $\sigma = 1.448$ S/m; $\epsilon_r = 38.647$; $\rho = 1000$ kg/m³

Ambient Temperature : 23.3 °C ; Liquid Temperature : 23.1 °C

DASY5 Configuration:

- Probe: EX3DV4 - SN3650; ConvF(8.18, 8.18, 8.18) @ 1880 MHz; Calibrated: 2022/03/24
- Sensor-Surface: 1.4mm (Mechanical Surface Detection)
- Electronics: DAE4 Sn861; Calibrated: 2022/03/23
- Phantom: SAM Phantom_1985; Type: QD 000 P41 AA;
- Measurement SW: DASY52, Version 52.10 (4); SEMCAD X Version 14.6.14 (7501)

Area Scan (71x131x1): Interpolated grid: dx=1.500 mm, dy=1.500 mm

Maximum value of SAR (interpolated) = 0.421 W/kg

Zoom Scan (5x5x7)/Cube 0: Measurement grid: dx=8mm, dy=8mm, dz=5mm

Reference Value = 17.10 V/m; Power Drift = -0.10 dB

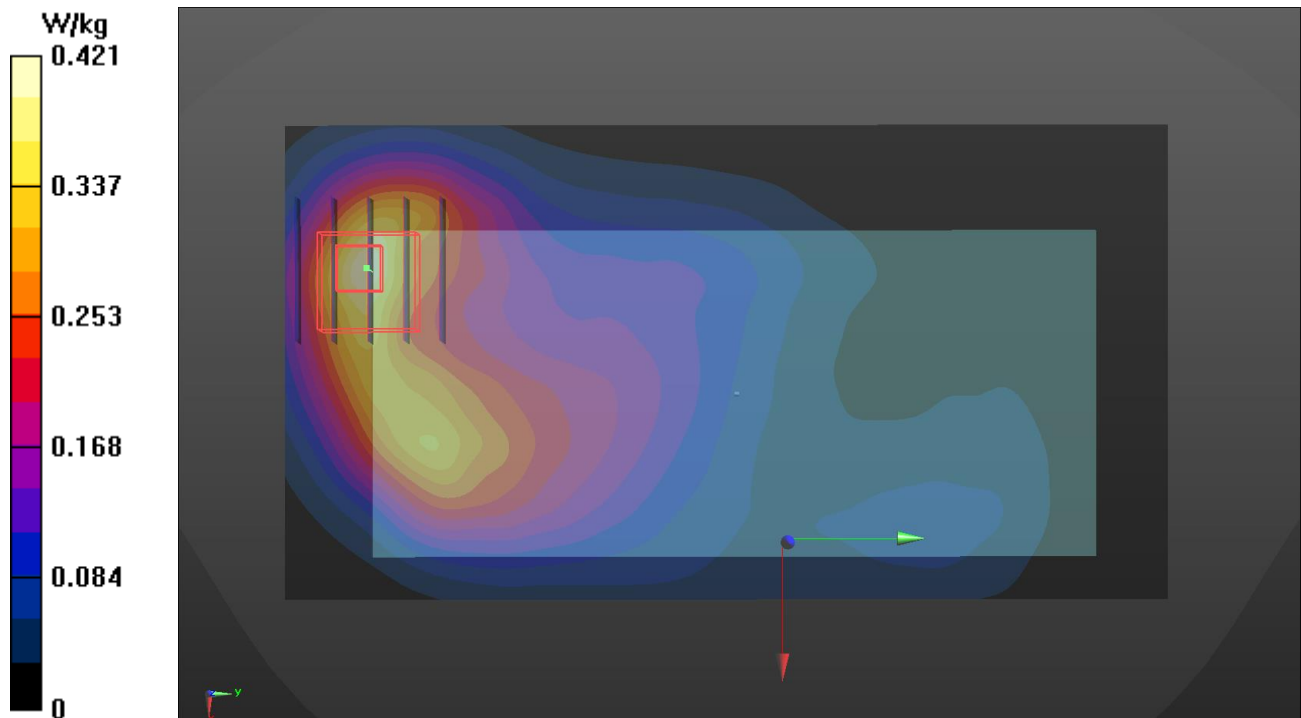
Peak SAR (extrapolated) = 0.455 W/kg

SAR(1 g) = 0.251 W/kg; SAR(10 g) = 0.145 W/kg (SAR corrected for target medium)

Smallest distance from peaks to all points 3 dB below = 12.2 mm

Ratio of SAR at M2 to SAR at M1 = 56.2%

Maximum value of SAR (measured) = 0.376 W/kg



Plots of Measurement

Test Laboratory: Bureau Veritas ADT SAR/HAC Testing Lab

Date: 2022/07/22

P24 LTE 4_QPSK20M_Rear Face_10mm_Ch20050_1RB_OS0_Ant 1_Power Reduvtion_w_o

DUT: BGTL-WTW-P22070227

Communication System: UID 10169 - CAE, LTE-FDD (SC-FDMA, 1 RB, 20 MHz, QPSK); Frequency: 1720 MHz; Duty Cycle: 1:3.74

Medium: H16T20N1_0722 Medium parameters used: $f = 1720$ MHz; $\sigma = 1.355$ S/m; $\epsilon_r = 38.96$; $\rho = 1000$ kg/m³

Ambient Temperature : 23.4 °C ; Liquid Temperature : 23.2 °C

DASY5 Configuration:

- Probe: EX3DV4 - SN3650; ConvF(8.5, 8.5, 8.5) @ 1720 MHz; Calibrated: 2022/03/24
- Sensor-Surface: 1.4mm (Mechanical Surface Detection)
- Electronics: DAE4 Sn861; Calibrated: 2022/03/23
- Phantom: SAM Phantom_1985; Type: QD 000 P41 AA;
- Measurement SW: DASY52, Version 52.10 (4); SEMCAD X Version 14.6.14 (7501)

Area Scan (71x131x1): Interpolated grid: dx=1.500 mm, dy=1.500 mm

Maximum value of SAR (interpolated) = 0.415 W/kg

Zoom Scan (5x5x7)/Cube 0: Measurement grid: dx=8mm, dy=8mm, dz=5mm

Reference Value = 17.03 V/m; Power Drift = -0.05 dB

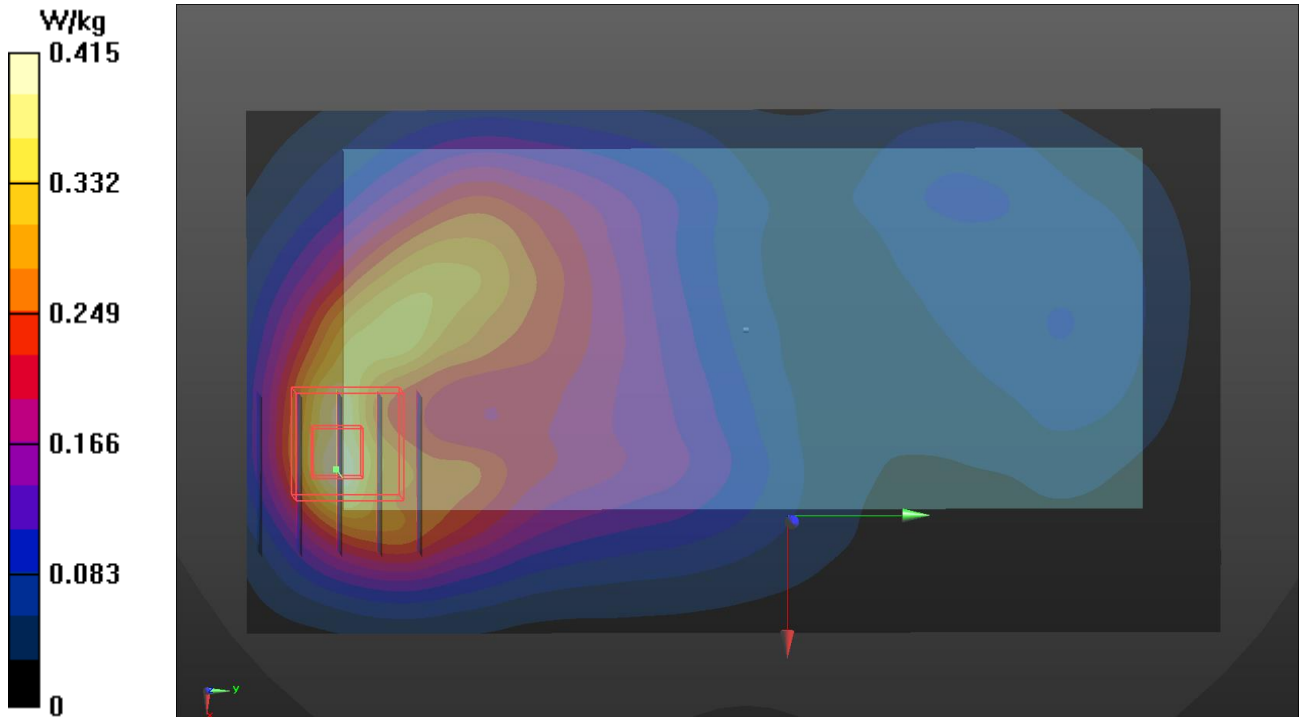
Peak SAR (extrapolated) = 0.482 W/kg

SAR(1 g) = 0.271 W/kg; SAR(10 g) = 0.156 W/kg (SAR corrected for target medium)

Smallest distance from peaks to all points 3 dB below = 11.2 mm

Ratio of SAR at M2 to SAR at M1 = 56.3%

Maximum value of SAR (measured) = 0.409 W/kg



Plots of Measurement

Test Laboratory: Bureau Veritas ADT SAR/HAC Testing Lab

Date: 2022/07/20

P25 LTE 5_QPSK10M_Rear Face_10mm_Ch20600_1RB_OS0_Ant 3_Power Reduction_w_o

DUT: BGTL-WTW-P22070227

Communication System: UID 10175 - CAG, LTE-FDD (SC-FDMA, 1 RB, 10 MHz, QPSK); Frequency: 844 MHz; Duty Cycle: 1:3.74

Medium: H07T10N1_0720 Medium parameters used: $f = 844$ MHz; $\sigma = 0.939$ S/m; $\epsilon_r = 40.659$; $\rho = 1000$ kg/m³

Ambient Temperature : 23.4 °C ; Liquid Temperature : 23.1 °C

DASY5 Configuration:

- Probe: EX3DV4 - SN3650; ConvF(9.76, 9.76, 9.76) @ 844 MHz; Calibrated: 2022/03/24
- Sensor-Surface: 1.4mm (Mechanical Surface Detection)
- Electronics: DAE4 Sn861; Calibrated: 2022/03/23
- Phantom: SAM Phantom_1985; Type: QD 000 P41 AA;
- Measurement SW: DASY52, Version 52.10 (4); SEMCAD X Version 14.6.14 (7501)

Area Scan (71x121x1): Interpolated grid: dx=1.500 mm, dy=1.500 mm

Maximum value of SAR (interpolated) = 0.697 W/kg

Zoom Scan (5x5x7)/Cube 0: Measurement grid: dx=8mm, dy=8mm, dz=5mm

Reference Value = 28.08 V/m; Power Drift = -0.14 dB

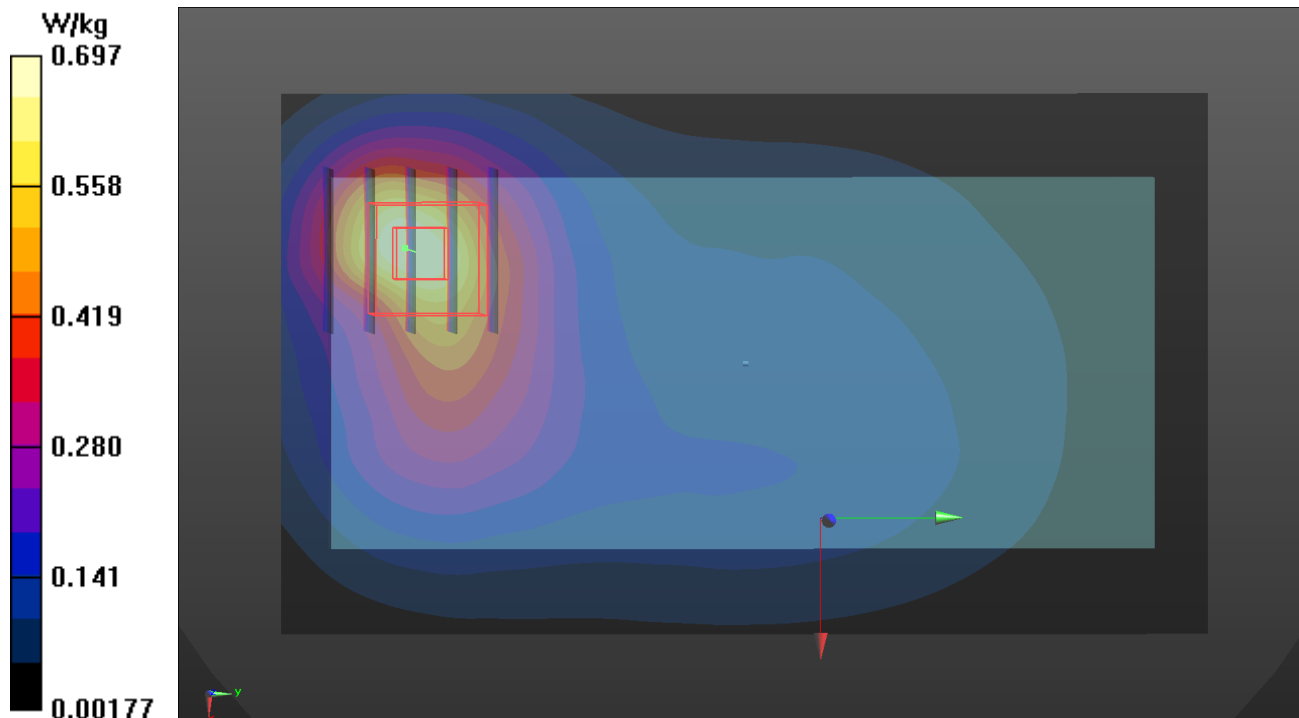
Peak SAR (extrapolated) = 0.852 W/kg

SAR(1 g) = 0.464 W/kg; SAR(10 g) = 0.273 W/kg (SAR corrected for target medium)

Smallest distance from peaks to all points 3 dB below = 15.8 mm

Ratio of SAR at M2 to SAR at M1 = 54.8%

Maximum value of SAR (measured) = 0.711 W/kg



Plots of Measurement

Test Laboratory: Bureau Veritas ADT SAR/HAC Testing Lab

Date: 2022/07/23

P26 LTE 7_QPSK20M_Front Face_10mm_Ch21100_1RB_OS0_Ant 1_Power Reduction_w_o

DUT: BGTL-WTW-P22070227

Communication System: UID 10169 - CAE, LTE-FDD (SC-FDMA, 1 RB, 20 MHz, QPSK); Frequency: 2535 MHz; Duty Cycle: 1:3.74

Medium: H19T27N0_0723 Medium parameters used (interpolated): $f = 2535$ MHz; $\sigma = 1.984$ S/m; $\epsilon_r = 38.268$; $\rho = 1000$ kg/m³

Ambient Temperature : 23.5 °C ; Liquid Temperature : 23.1 °C

DASY5 Configuration:

- Probe: EX3DV4 - SN3650; ConvF(7.59, 7.59, 7.59) @ 2535 MHz; Calibrated: 2022/03/24
- Sensor-Surface: 1.4mm (Mechanical Surface Detection)
- Electronics: DAE4 Sn861; Calibrated: 2022/03/23
- Phantom: SAM Phantom_1985; Type: QD 000 P41 AA;
- Measurement SW: DASY52, Version 52.10 (4); SEMCAD X Version 14.6.14 (7501)

Area Scan (91x151x1): Interpolated grid: dx=1.200 mm, dy=1.200 mm
Maximum value of SAR (interpolated) = 0.647 W/kg

Zoom Scan (7x7x7)/Cube 0: Measurement grid: dx=5mm, dy=5mm, dz=5mm

Reference Value = 17.42 V/m; Power Drift = 0.03 dB

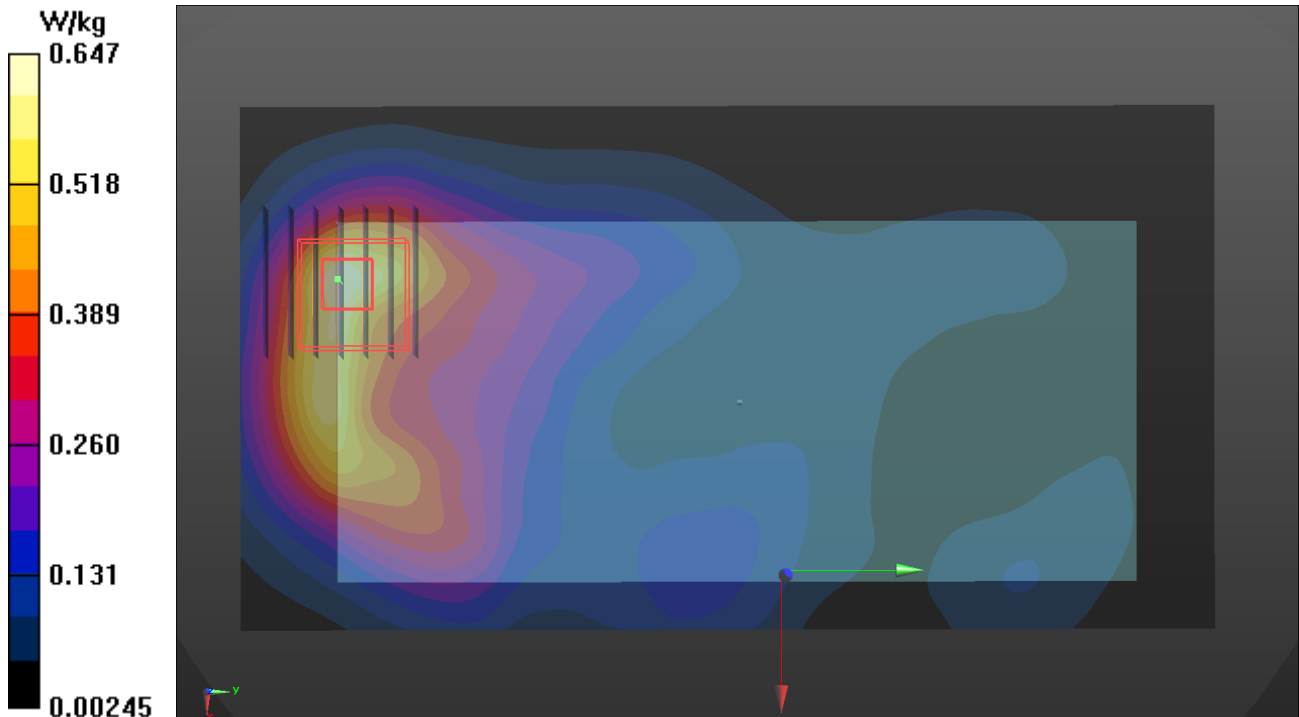
Peak SAR (extrapolated) = 0.815 W/kg

SAR(1 g) = 0.388 W/kg; SAR(10 g) = 0.202 W/kg (SAR corrected for target medium)

Smallest distance from peaks to all points 3 dB below = 11.7 mm

Ratio of SAR at M2 to SAR at M1 = 47.9%

Maximum value of SAR (measured) = 0.645 W/kg



Plots of Measurement

Test Laboratory: Bureau Veritas ADT SAR/HAC Testing Lab

Date: 2022/07/20

P27 LTE 12_QPSK10M_Rear Face_10mm_Ch23130_1RB_OS0_Ant 3_Power Reduction_w_o

DUT: BGTL-WTW-P22070227

Communication System: UID 10175 - CAG, LTE-FDD (SC-FDMA, 1 RB, 10 MHz, QPSK); Frequency: 711 MHz; Duty Cycle: 1:3.74

Medium: H06T09N1_0720 Medium parameters used: $f = 711$ MHz; $\sigma = 0.887$ S/m; $\epsilon_r = 41.674$; $\rho = 1000$ kg/m³

Ambient Temperature : 23.4 °C ; Liquid Temperature : 23.1 °C

DASY5 Configuration:

- Probe: EX3DV4 - SN3650; ConvF(9.9, 9.9, 9.9) @ 711 MHz; Calibrated: 2022/03/24
- Sensor-Surface: 1.4mm (Mechanical Surface Detection)
- Electronics: DAE4 Sn861; Calibrated: 2022/03/23
- Phantom: SAM Phantom_1985; Type: QD 000 P41 AA;
- Measurement SW: DASY52, Version 52.10 (4); SEMCAD X Version 14.6.14 (7501)

Area Scan (71x121x1): Interpolated grid: dx=1.500 mm, dy=1.500 mm

Maximum value of SAR (interpolated) = 0.229 W/kg

Zoom Scan (5x5x7)/Cube 0: Measurement grid: dx=8mm, dy=8mm, dz=5mm

Reference Value = 16.58 V/m; Power Drift = -0.13 dB

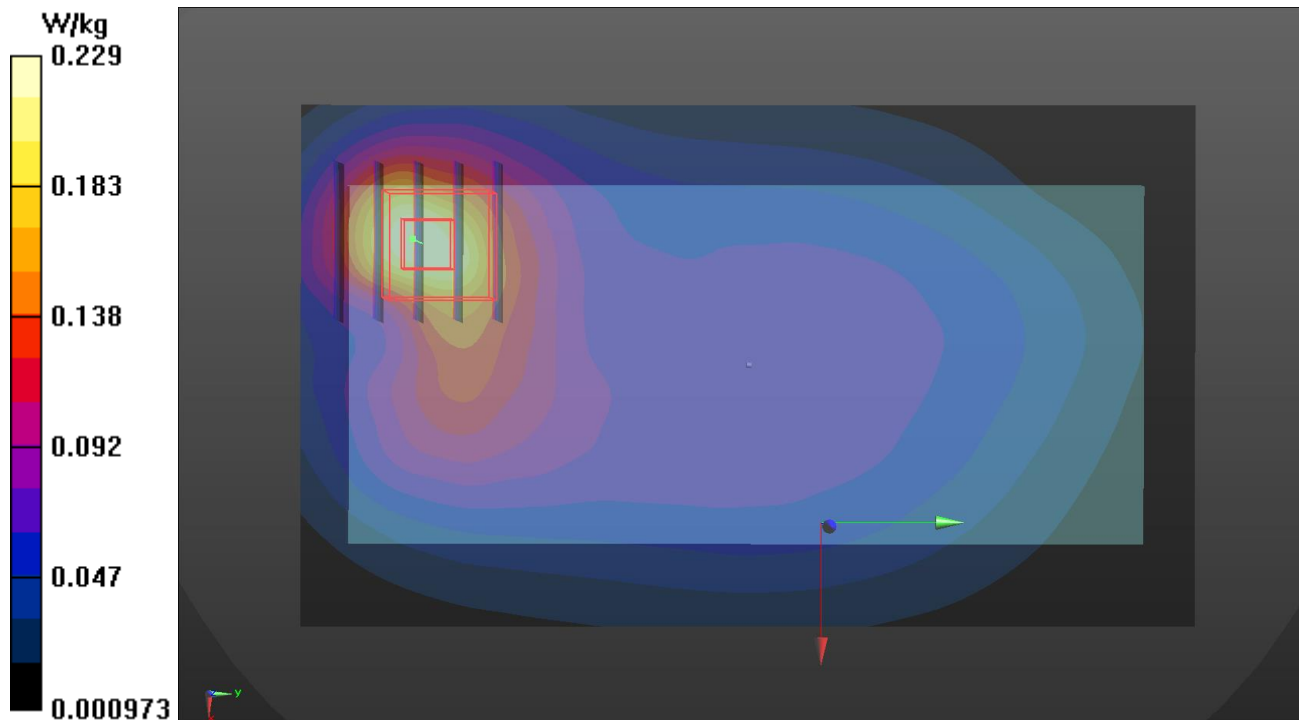
Peak SAR (extrapolated) = 0.296 W/kg

SAR(1 g) = 0.152 W/kg; SAR(10 g) = 0.086 W/kg (SAR corrected for target medium)

Smallest distance from peaks to all points 3 dB below = 12.9 mm

Ratio of SAR at M2 to SAR at M1 = 50.5%

Maximum value of SAR (measured) = 0.239 W/kg



Plots of Measurement

Test Laboratory: Bureau Veritas ADT SAR/HAC Testing Lab

Date: 2022/07/20

P28 LTE 13_QPSK10M_Rear Face_10mm_Ch23230_1RB_OS0_Ant 3_Power Reduction_w_o

DUT: BGTL-WTW-P22070227

Communication System: UID 10175 - CAG, LTE-FDD (SC-FDMA, 1 RB, 10 MHz, QPSK); Frequency: 782 MHz; Duty Cycle: 1:3.74

Medium: H06T09N1_0720 Medium parameters used: $f = 782$ MHz; $\sigma = 0.913$ S/m; $\epsilon_r = 41.462$; $\rho = 1000$ kg/m³

Ambient Temperature : 23.4 °C ; Liquid Temperature : 23.1 °C

DASY5 Configuration:

- Probe: EX3DV4 - SN3650; ConvF(9.9, 9.9, 9.9) @ 782 MHz; Calibrated: 2022/03/24
- Sensor-Surface: 1.4mm (Mechanical Surface Detection)
- Electronics: DAE4 Sn861; Calibrated: 2022/03/23
- Phantom: SAM Phantom_1985; Type: QD 000 P41 AA;
- Measurement SW: DASY52, Version 52.10 (4); SEMCAD X Version 14.6.14 (7501)

Area Scan (71x121x1): Interpolated grid: dx=1.500 mm, dy=1.500 mm

Maximum value of SAR (interpolated) = 0.668 W/kg

Zoom Scan (5x5x7)/Cube 0: Measurement grid: dx=8mm, dy=8mm, dz=5mm

Reference Value = 28.38 V/m; Power Drift = -0.10 dB

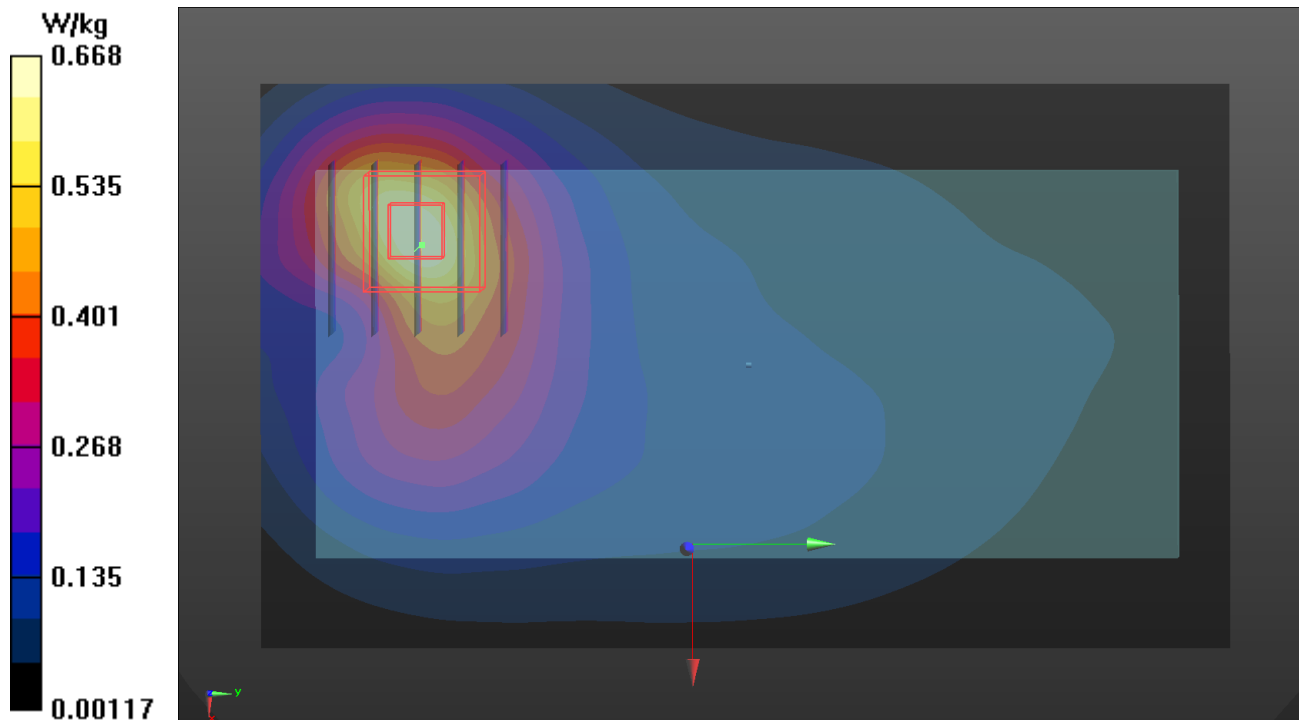
Peak SAR (extrapolated) = 0.806 W/kg

SAR(1 g) = 0.441 W/kg; SAR(10 g) = 0.257 W/kg (SAR corrected for target medium)

Smallest distance from peaks to all points 3 dB below = 13.6 mm

Ratio of SAR at M2 to SAR at M1 = 55.5%

Maximum value of SAR (measured) = 0.664 W/kg



Plots of Measurement

Test Laboratory: Bureau Veritas ADT SAR/HAC Testing Lab

Date: 2022/07/23

P29 LTE 41_QPSK20M_Rear Face_10mm_Ch40185_1RB_OS0_Ant 1_Power Reduction_w_o

DUT: BGTL-WTW-P22070227

Communication System: UID 10172 - CAG, LTE-TDD (SC-FDMA, 1 RB, 20 MHz, QPSK); Frequency: 2549.5 MHz; Duty Cycle: 1:8.33

Medium: H19T27N0_0723 Medium parameters used: $f = 2550$ MHz; $\sigma = 1.997$ S/m; $\epsilon_r = 38.224$; $\rho = 1000$ kg/m³

Ambient Temperature : 23.5 °C ; Liquid Temperature : 23.1 °C

DASY5 Configuration:

- Probe: EX3DV4 - SN3650; ConvF(7.59, 7.59, 7.59) @ 2549.5 MHz; Calibrated: 2022/03/24
- Sensor-Surface: 1.4mm (Mechanical Surface Detection)
- Electronics: DAE4 Sn861; Calibrated: 2022/03/23
- Phantom: SAM Phantom_1985; Type: QD 000 P41 AA;
- Measurement SW: DASY52, Version 52.10 (4); SEMCAD X Version 14.6.14 (7501)

Area Scan (91x151x1): Interpolated grid: dx=1.200 mm, dy=1.200 mm

Maximum value of SAR (interpolated) = 0.572 W/kg

Zoom Scan (7x7x7)/Cube 0: Measurement grid: dx=5mm, dy=5mm, dz=5mm

Reference Value = 16.33 V/m; Power Drift = -0.02 dB

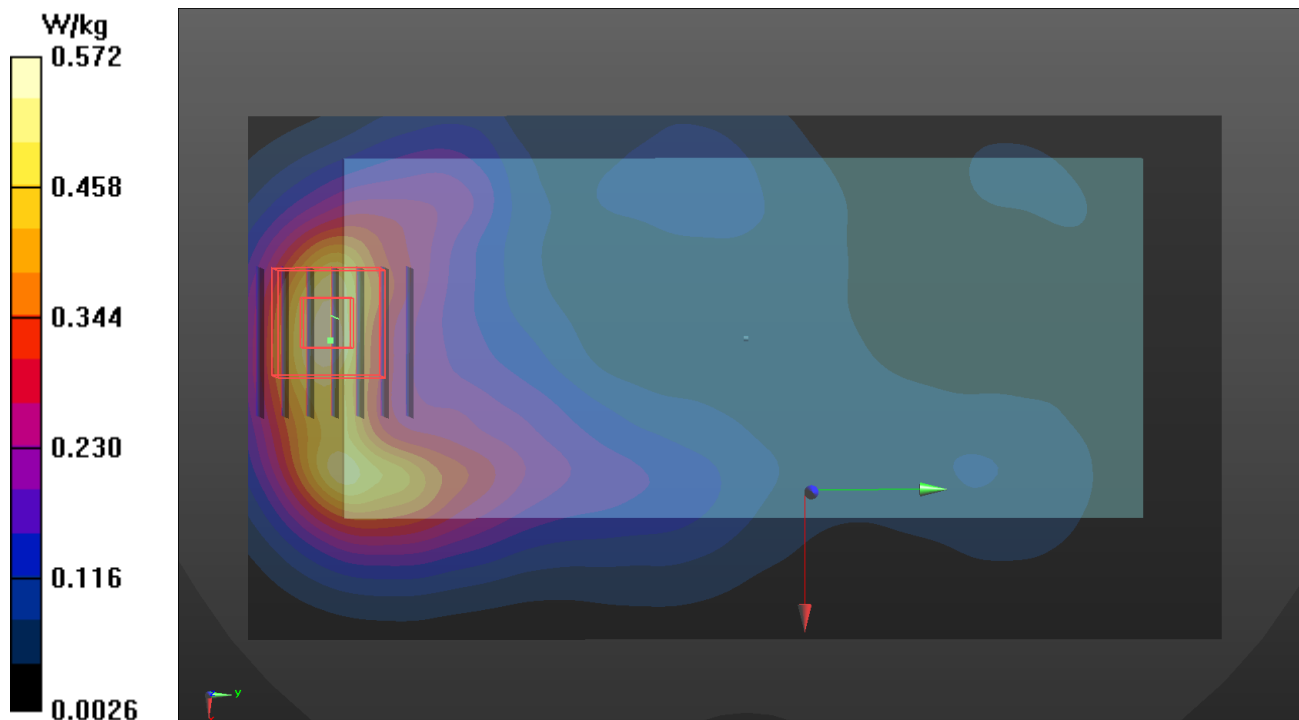
Peak SAR (extrapolated) = 0.616 W/kg

SAR(1 g) = 0.310 W/kg; SAR(10 g) = 0.164 W/kg (SAR corrected for target medium)

Smallest distance from peaks to all points 3 dB below = 13.2 mm

Ratio of SAR at M2 to SAR at M1 = 51.6%

Maximum value of SAR (measured) = 0.497 W/kg



Plots of Measurement

Test Laboratory: Bureau Veritas ADT SAR/HAC Testing Lab

Date: 2022/07/19

P30 WLAN2.4G_802.11b_Front Face_10mm_Ch11_Ant 4+8_Power Reduction_w_o

DUT: BGTL-WTW-P22070227

Communication System: UID 10012 - CAB, IEEE 802.11b WiFi 2.4 GHz (DSSS, 1 Mbps); Frequency: 2462 MHz; Duty Cycle: 1:1.02

Medium: H19T27N1_0719 Medium parameters used: $f = 2462$ MHz; $\sigma = 1.841$ S/m; $\epsilon_r = 38.54$; $\rho = 1000$ kg/m³

Ambient Temperature : 23.7 °C ; Liquid Temperature : 23.3 °C

DASY5 Configuration:

- Probe: EX3DV4 - SN3971; ConvF(7.98, 7.98, 7.98) @ 2462 MHz; Calibrated: 2022/01/25
- Sensor-Surface: 1.4mm (Mechanical Surface Detection)
- Electronics: DAE4 Sn1277; Calibrated: 2022/01/19
- Phantom: Twin SAM Phantom_1885; Type: QD000P40CD;
- Measurement SW: DASY52, Version 52.10 (4); SEMCAD X Version 14.6.14 (7501)

Area Scan (91x151x1): Interpolated grid: dx=1.200 mm, dy=1.200 mm

Maximum value of SAR (interpolated) = 0.083 W/kg

Zoom Scan (7x7x7)/Cube 0: Measurement grid: dx=5mm, dy=5mm, dz=5mm

Reference Value = 5.084 V/m; Power Drift = -0.01 dB

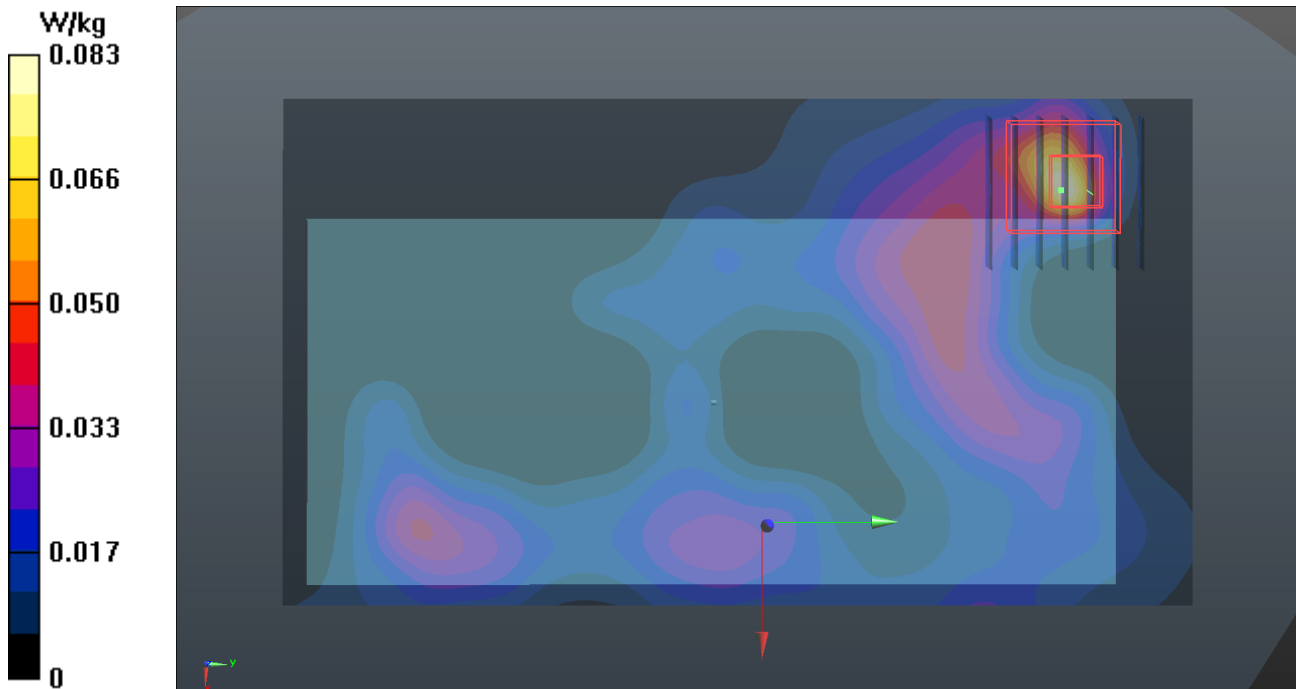
Peak SAR (extrapolated) = 0.0630 W/kg

SAR(1 g) = 0.032 W/kg; SAR(10 g) = 0.016 W/kg (SAR corrected for target medium)

Smallest distance from peaks to all points 3 dB below: Larger than measurement grid (> 15 mm)

Ratio of SAR at M2 to SAR at M1 = 48.8%

Maximum value of SAR (measured) = 0.0508 W/kg



Plots of Measurement

Test Laboratory: Bureau Veritas ADT SAR/HAC Testing Lab

Date: 2022/07/19

P31 WLAN5.3G_802.11ac_VHT160_Front Face_10mm_Ch50_Ant 4+8_Power Reduction_w_o

DUT: BGTL-WTW-P22070227

Communication System: UID 10554 - AAD, IEEE 802.11ac WiFi (160MHz, MCS0); Frequency: 5250 MHz; Duty Cycle: 1:1
Medium: H34T60N1_0719 Medium parameters used: $f = 5250$ MHz; $\sigma = 4.795$ S/m; $\epsilon_r = 35.269$; $\rho = 1000$ kg/m³
Ambient Temperature : 23.7 °C ; Liquid Temperature : 23.3 °C

DASY5 Configuration:

- Probe: EX3DV4 - SN3971; ConvF(5.1, 5.1, 5.1) @ 5250 MHz; Calibrated: 2022/01/25
- Sensor-Surface: 1.4mm (Mechanical Surface Detection)
- Electronics: DAE4 Sn1277; Calibrated: 2022/01/19
- Phantom: Twin SAM Phantom_1885; Type: QD000P40CD;
- Measurement SW: DASY52, Version 52.10 (4); SEMCAD X Version 14.6.14 (7501)

Area Scan (101x181x1): Interpolated grid: dx=1.000 mm, dy=1.000 mm
Maximum value of SAR (interpolated) = 0.056 W/kg

Zoom Scan (7x7x7)/Cube 0: Measurement grid: dx=4mm, dy=4mm, dz=1.4mm

Reference Value = 3.384 V/m; Power Drift = -0.04 dB

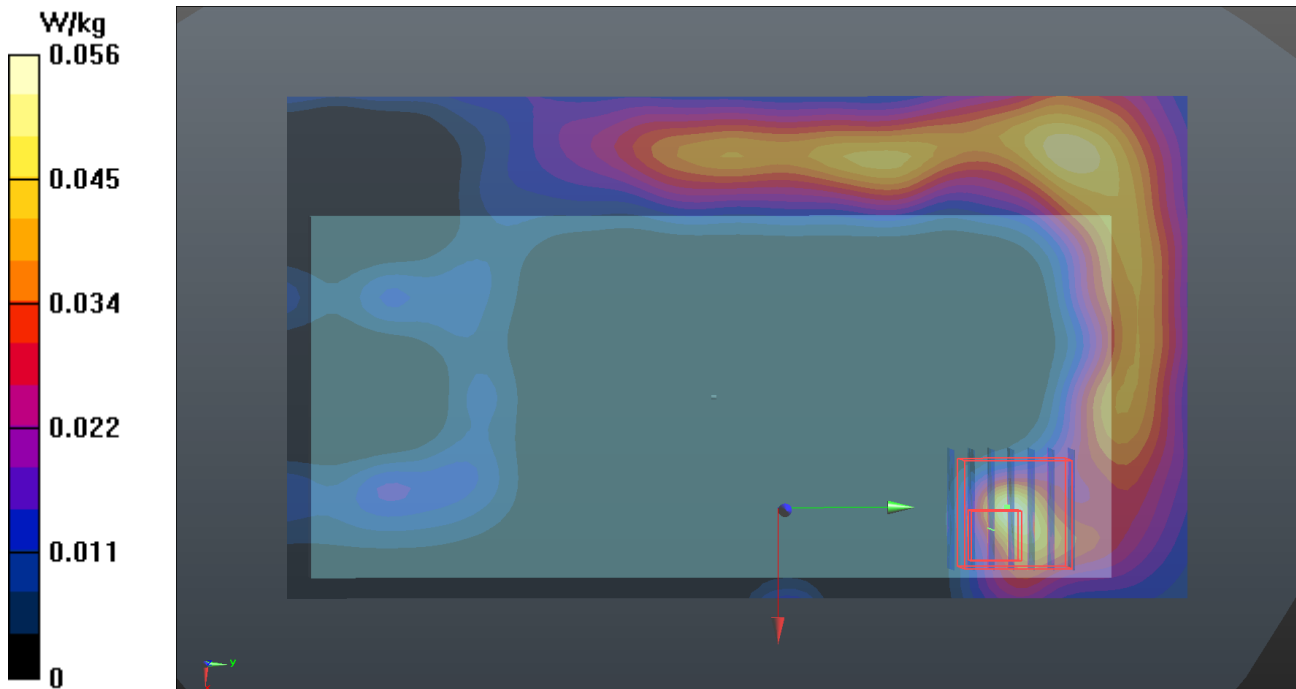
Peak SAR (extrapolated) = 0.0820 W/kg

SAR(1 g) = 0.024 W/kg; SAR(10 g) = 0.012 W/kg (SAR corrected for target medium)

Smallest distance from peaks to all points 3 dB below: Larger than measurement grid (> 12 mm)

Ratio of SAR at M2 to SAR at M1 = 71.1%

Maximum value of SAR (measured) = 0.0499 W/kg



Plots of Measurement

Test Laboratory: Bureau Veritas ADT SAR/HAC Testing Lab

Date: 2022/07/19

P32 WLAN5.6G_802.11ac VHT160_Front Face_10mm_Ch114_Ant 4+8_Power Reduction_w_o

DUT: BGTL-WTW-P22070227

Communication System: UID 10554 - AAD, IEEE 802.11ac WiFi (160MHz, MCS0); Frequency: 5570 MHz; Duty Cycle: 1:1

Medium: H34T60N1_0719 Medium parameters used: $f = 5570$ MHz; $\sigma = 5.143$ S/m; $\epsilon_r = 34.708$; $\rho = 1000$ kg/m³

Ambient Temperature : 23.7 °C ; Liquid Temperature : 23.3 °C

DASY5 Configuration:

- Probe: EX3DV4 - SN3971; ConvF(4.8, 4.8, 4.8) @ 5570 MHz; Calibrated: 2022/01/25
- Sensor-Surface: 1.4mm (Mechanical Surface Detection)
- Electronics: DAE4 Sn1277; Calibrated: 2022/01/19
- Phantom: Twin SAM Phantom_1885; Type: QD000P40CD;
- Measurement SW: DASY52, Version 52.10 (4); SEMCAD X Version 14.6.14 (7501)

Area Scan (121x181x1): Interpolated grid: dx=1.000 mm, dy=1.000 mm

Maximum value of SAR (interpolated) = 0.116 W/kg

Zoom Scan (7x7x7)/Cube 0: Measurement grid: dx=4mm, dy=4mm, dz=1.4mm

Reference Value = 4.568 V/m; Power Drift = -0.05 dB

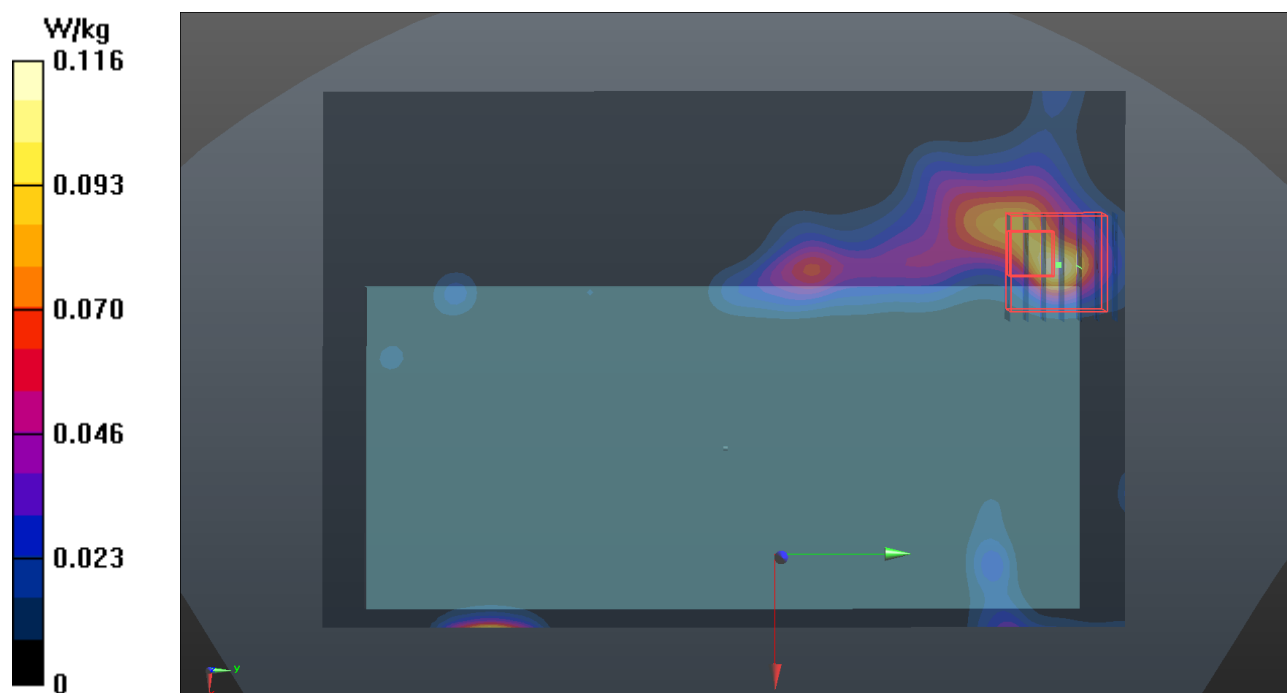
Peak SAR (extrapolated) = 0.170 W/kg

SAR(1 g) = 0.044 W/kg; SAR(10 g) = 0.013 W/kg (SAR corrected for target medium)

Smallest distance from peaks to all points 3 dB below = 7.9 mm

Ratio of SAR at M2 to SAR at M1 = 40.9%

Maximum value of SAR (measured) = 0.197 W/kg



Plots of Measurement

Test Laboratory: Bureau Veritas ADT SAR/HAC Testing Lab

Date: 2022/07/19

P33 WLAN5.8G_802.11ac VHT80_Front Face_10mm_Ch155_Ant 4+8_Power Reduction_w_o

DUT: BGTL-WTW-P22070227

Communication System: UID 10544 - AAC, IEEE 802.11ac WiFi (80MHz, MCS0); Frequency: 5775 MHz; Duty Cycle: 1:1

Medium: H34T60N1_0719 Medium parameters used: $f = 5775$ MHz; $\sigma = 5.371$ S/m; $\epsilon_r = 34.335$; $\rho = 1000$ kg/m³

Ambient Temperature : 23.7 °C ; Liquid Temperature : 23.3 °C

DASY5 Configuration:

- Probe: EX3DV4 - SN3971; ConvF(4.85, 4.85, 4.85) @ 5775 MHz; Calibrated: 2022/01/25
- Sensor-Surface: 1.4mm (Mechanical Surface Detection)
- Electronics: DAE4 Sn1277; Calibrated: 2022/01/19
- Phantom: Twin SAM Phantom_1885; Type: QD000P40CD;
- Measurement SW: DASY52, Version 52.10 (4); SEMCAD X Version 14.6.14 (7501)

Area Scan (121x181x1): Interpolated grid: dx=1.000 mm, dy=1.000 mm

Maximum value of SAR (interpolated) = 0.0986 W/kg

Zoom Scan (7x7x7)/Cube 0: Measurement grid: dx=4mm, dy=4mm, dz=1.4mm

Reference Value = 3.989 V/m; Power Drift = 0.12 dB

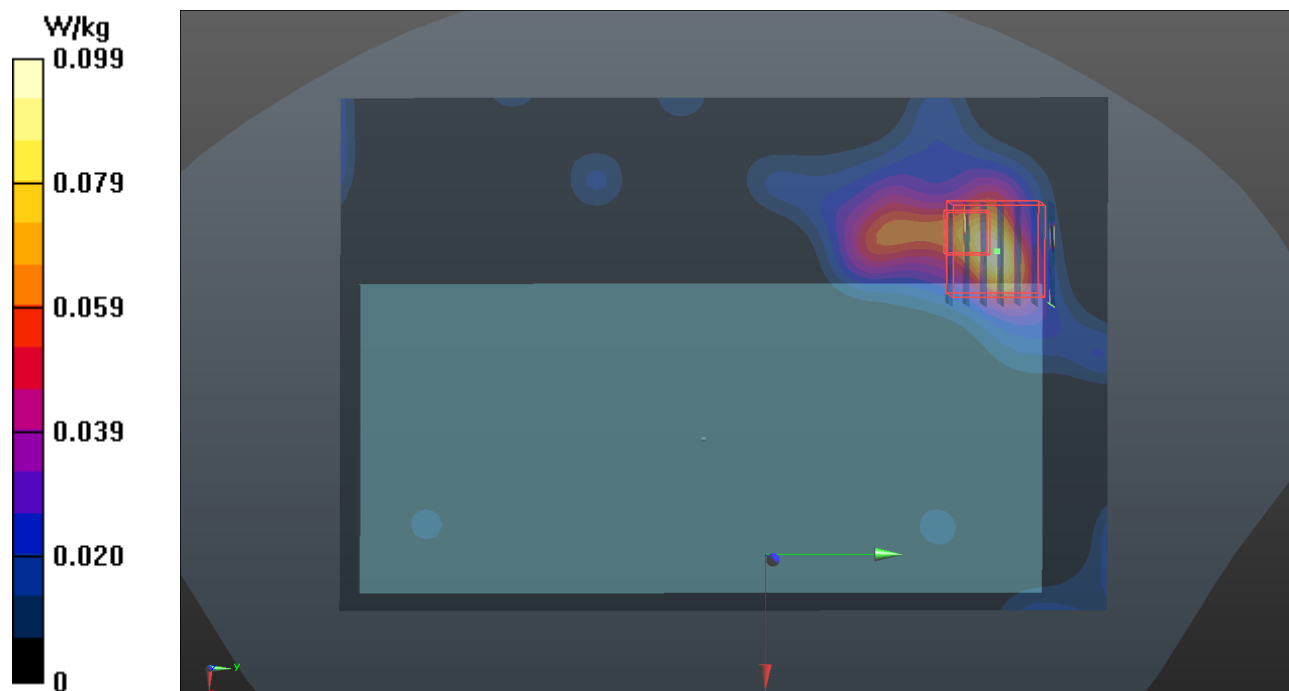
Peak SAR (extrapolated) = 0.303 W/kg

SAR(1 g) = 0.036 W/kg; SAR(10 g) = 0.013 W/kg (SAR corrected for target medium)

Smallest distance from peaks to all points 3 dB below: Larger than measurement grid (> 12 mm)

Ratio of SAR at M2 to SAR at M1 = 40.5%

Maximum value of SAR (measured) = 0.303 W/kg



Plots of Measurement

Test Laboratory: Bureau Veritas ADT SAR/HAC Testing Lab

Date: 2022/07/19

P34 BT_BDR_Front Face_10mm_Ch0_Ant 8_Power Reduction_w_o

DUT: BGTL-WTW-P22070227

Communication System: UID 10032 - CAA, IEEE 802.15.1 Bluetooth (GFSK, DH5); Frequency: 2402 MHz; Duty Cycle: 1:1.3

Medium: H19T27N1_0719 Medium parameters used (interpolated): $f = 2402$ MHz; $\sigma = 1.78$ S/m; $\epsilon_r = 38.762$; $\rho = 1000$ kg/m³

Ambient Temperature : 23.7 °C ; Liquid Temperature : 23.3 °C

DASY5 Configuration:

- Probe: EX3DV4 - SN3971; ConvF(7.98, 7.98, 7.98) @ 2402 MHz; Calibrated: 2022/01/25
- Sensor-Surface: 1.4mm (Mechanical Surface Detection)
- Electronics: DAE4 Sn1277; Calibrated: 2022/01/19
- Phantom: Twin SAM Phantom_1885; Type: QD000P40CD;
- Measurement SW: DASY52, Version 52.10 (4); SEMCAD X Version 14.6.14 (7501)

Area Scan (91x151x1): Interpolated grid: dx=1.200 mm, dy=1.200 mm
Maximum value of SAR (interpolated) = 0.0159 W/kg

Zoom Scan (7x7x7)/Cube 0: Measurement grid: dx=5mm, dy=5mm, dz=5mm

Reference Value = 3.060 V/m; Power Drift = -0.14 dB

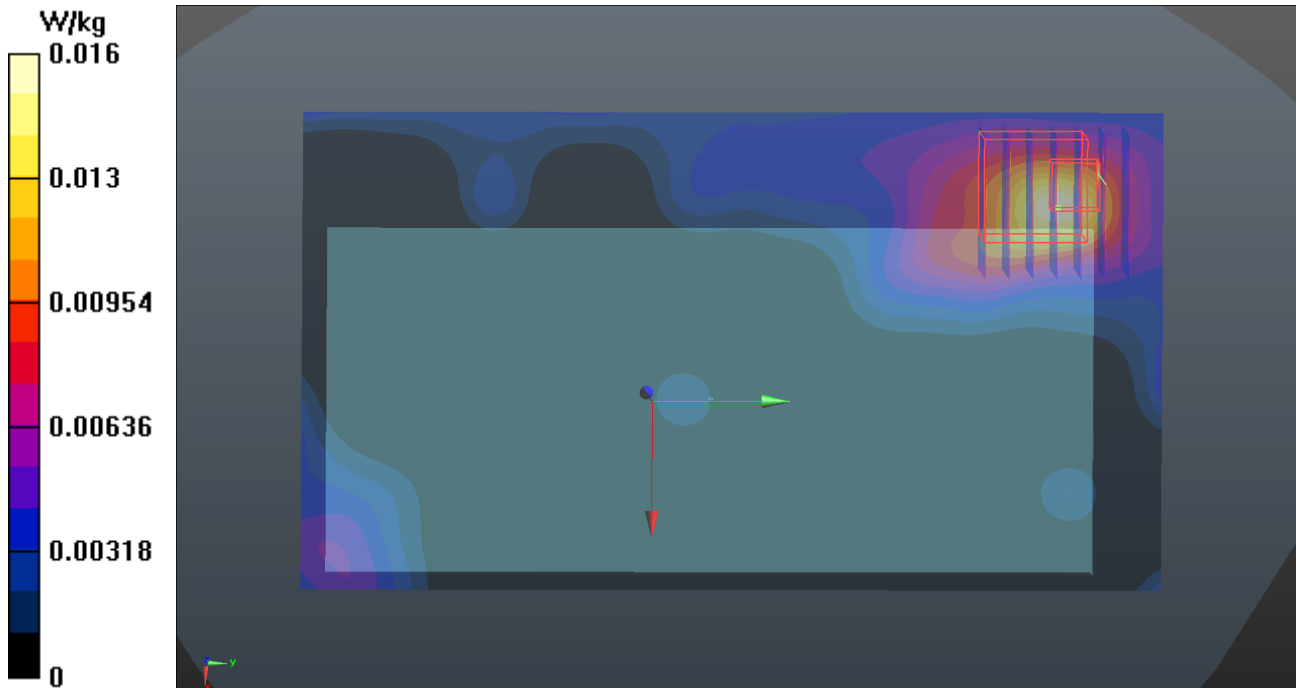
Peak SAR (extrapolated) = 0.0240 W/kg

SAR(1 g) = 0.011 W/kg; SAR(10 g) = 0.0045 W/kg (SAR corrected for target medium)

Smallest distance from peaks to all points 3 dB below: Larger than measurement grid (> 15 mm)

Ratio of SAR at M2 to SAR at M1 = 45.5%

Maximum value of SAR (measured) = 0.0192 W/kg



Plots of Measurement

Test Laboratory: Bureau Veritas ADT SAR/HAC Testing Lab

Date: 2022/07/20

P35 GSM850_GPRS 4Tx Slot_Rear Face_10mm_Ch251_Ant 3_Power Reduction_w_o

DUT: BGTL-WTW-P22070227

Communication System: UID 10028 - DAC, GPRS-FDD (TDMA, GMSK, TN 0-1-2-3); Frequency: 848.8 MHz; Duty Cycle: 1:2.27

Medium: H07T10N1_0720 Medium parameters used: $f = 849$ MHz; $\sigma = 0.94$ S/m; $\epsilon_r = 40.633$; $\rho = 1000$ kg/m³

Ambient Temperature : 23.4 °C ; Liquid Temperature : 23.1 °C

DASY5 Configuration:

- Probe: EX3DV4 - SN3650; ConvF(9.76, 9.76, 9.76) @ 848.8 MHz; Calibrated: 2022/03/24
- Sensor-Surface: 1.4mm (Mechanical Surface Detection)
- Electronics: DAE4 Sn861; Calibrated: 2022/03/23
- Phantom: SAM Phantom_1985; Type: QD 000 P41 AA;
- Measurement SW: DASY52, Version 52.10 (4); SEMCAD X Version 14.6.14 (7501)

Area Scan (71x121x1): Interpolated grid: dx=1.500 mm, dy=1.500 mm

Maximum value of SAR (interpolated) = 0.965 W/kg

Zoom Scan (5x5x7)/Cube 0: Measurement grid: dx=8mm, dy=8mm, dz=5mm

Reference Value = 32.72 V/m; Power Drift = 0.15 dB

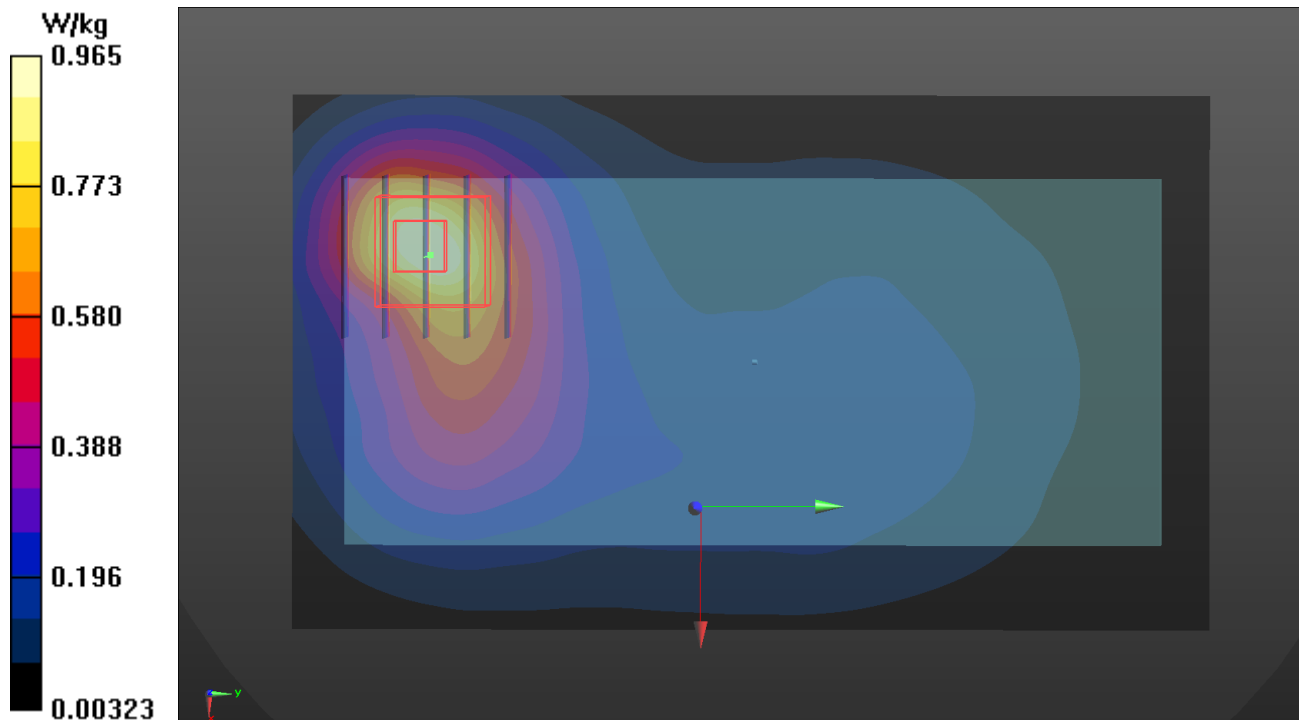
Peak SAR (extrapolated) = 1.45 W/kg

SAR(1 g) = 0.766 W/kg; SAR(10 g) = 0.443 W/kg (SAR corrected for target medium)

Smallest distance from peaks to all points 3 dB below = 13.6 mm

Ratio of SAR at M2 to SAR at M1 = 55.4%

Maximum value of SAR (measured) = 1.21 W/kg



Plots of Measurement

Test Laboratory: Bureau Veritas ADT SAR/HAC Testing Lab

Date: 2022/07/21

P36 GSM1900_GPRS 4Tx Slot_Bottom Side_10mm_Ch512_Ant 1_Power Reduction_w_o

DUT: BGTL-WTW-P22070227

Communication System: UID 10028 - DAC, GPRS-FDD (TDMA, GMSK, TN 0-1-2-3); Frequency: 1850.2 MHz; Duty Cycle: 1:2.27

Medium: H16T20N1_0721 Medium parameters used (interpolated): $f = 1850.2$ MHz; $\sigma = 1.428$ S/m; $\epsilon_r = 38.708$; $\rho = 1000$ kg/m³

Ambient Temperature : 23.3 °C ; Liquid Temperature : 23.1 °C

DASY5 Configuration:

- Probe: EX3DV4 - SN3650; ConvF(8.18, 8.18, 8.18) @ 1850.2 MHz; Calibrated: 2022/03/24
- Sensor-Surface: 1.4mm (Mechanical Surface Detection)
- Electronics: DAE4 Sn861; Calibrated: 2022/03/23
- Phantom: SAM Phantom_1985; Type: QD 000 P41 AA;
- Measurement SW: DASY52, Version 52.10 (4); SEMCAD X Version 14.6.14 (7501)

Area Scan (41x61x1): Interpolated grid: $dx=1.500$ mm, $dy=1.500$ mm
Maximum value of SAR (interpolated) = 0.793 W/kg

Zoom Scan (5x5x7)/Cube 0: Measurement grid: $dx=8$ mm, $dy=8$ mm, $dz=5$ mm

Reference Value = 23.87 V/m; Power Drift = -0.04 dB

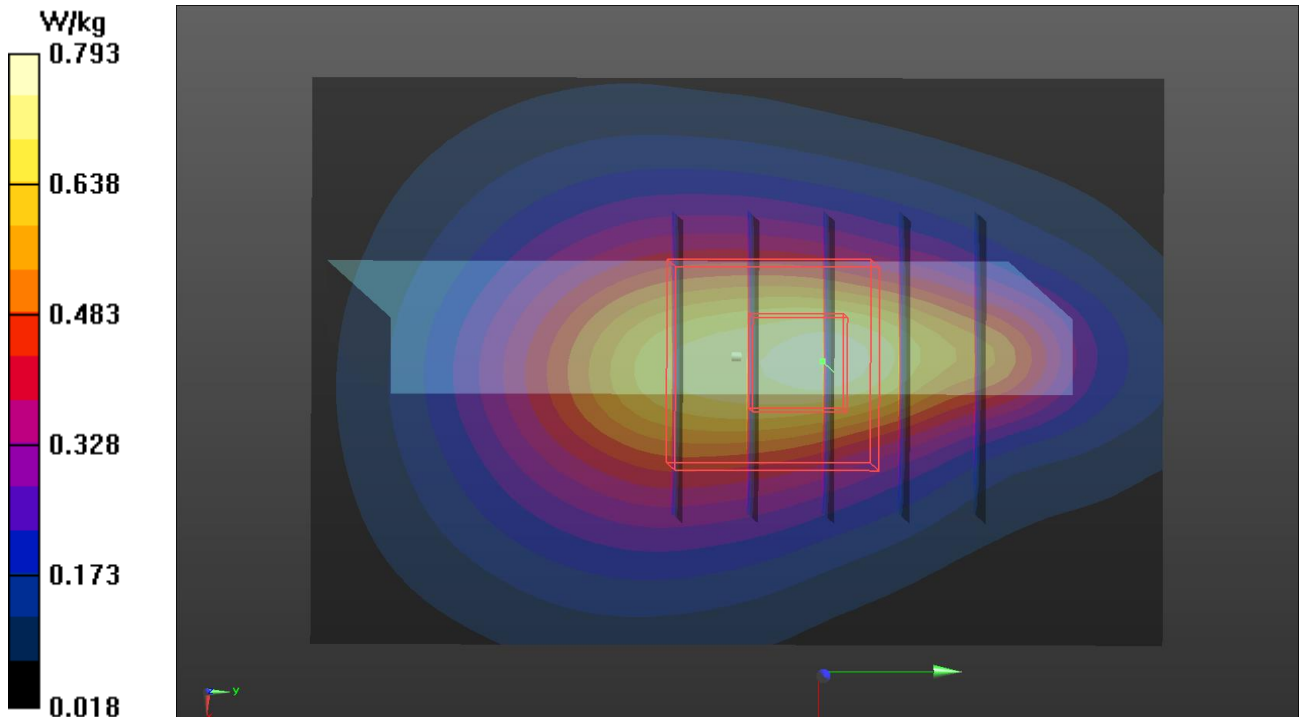
Peak SAR (extrapolated) = 0.912 W/kg

SAR(1 g) = 0.496 W/kg; SAR(10 g) = 0.278 W/kg (SAR corrected for target medium)

Smallest distance from peaks to all points 3 dB below = 11.6 mm

Ratio of SAR at M2 to SAR at M1 = 57.5%

Maximum value of SAR (measured) = 0.759 W/kg



Plots of Measurement

Test Laboratory: Bureau Veritas ADT SAR/HAC Testing Lab

Date: 2022/07/21

P37 WCDMA II_RMC12.2K_Bottom Side_10mm_Ch9538_Ant 1_Power Reduction_w_o

DUT: BGTL-WTW-P22070227

Communication System: UID 10011 - CAB, UMTS-FDD (WCDMA); Frequency: 1907.6 MHz; Duty Cycle: 1:1.95
Medium: H16T20N1_0721 Medium parameters used: $f = 1908$ MHz; $\sigma = 1.464$ S/m; $\epsilon_r = 38.652$; $\rho = 1000$ kg/m³
Ambient Temperature : 23.3 °C ; Liquid Temperature : 23.1 °C

DASY5 Configuration:

- Probe: EX3DV4 - SN3650; ConvF(8.18, 8.18, 8.18) @ 1907.6 MHz; Calibrated: 2022/03/24
- Sensor-Surface: 1.4mm (Mechanical Surface Detection)
- Electronics: DAE4 Sn861; Calibrated: 2022/03/23
- Phantom: SAM Phantom_1985; Type: QD 000 P41 AA;
- Measurement SW: DASY52, Version 52.10 (4); SEMCAD X Version 14.6.14 (7501)

Area Scan (41x61x1): Interpolated grid: dx=1.500 mm, dy=1.500 mm
Maximum value of SAR (interpolated) = 0.955 W/kg

Zoom Scan (5x5x7)/Cube 0: Measurement grid: dx=8mm, dy=8mm, dz=5mm

Reference Value = 26.07 V/m; Power Drift = -0.06 dB

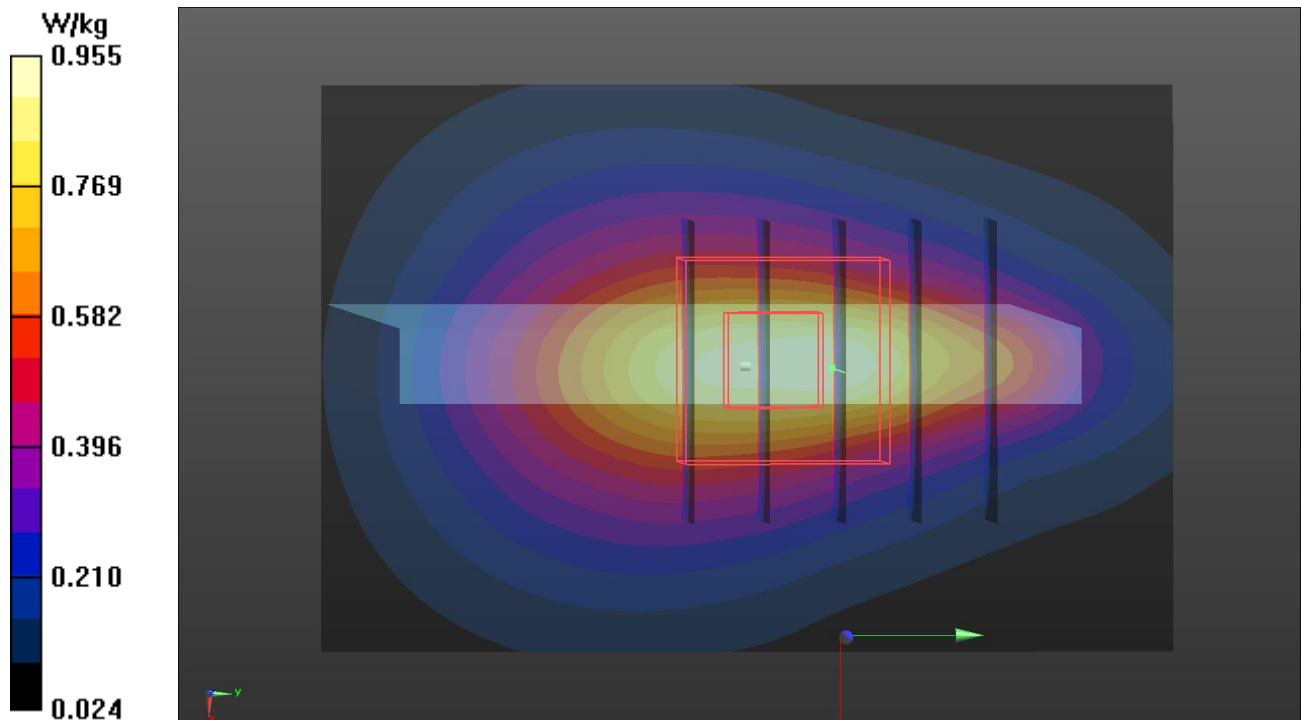
Peak SAR (extrapolated) = 1.13 W/kg

SAR(1 g) = 0.594 W/kg; SAR(10 g) = 0.332 W/kg (SAR corrected for target medium)

Smallest distance from peaks to all points 3 dB below = 11.2 mm

Ratio of SAR at M2 to SAR at M1 = 53.4%

Maximum value of SAR (measured) = 0.925 W/kg



Plots of Measurement

Test Laboratory: Bureau Veritas ADT SAR/HAC Testing Lab

Date: 2022/07/22

P38 WCDMA IV_RMC12.2K_Bottom Side_10mm_Ch1312_Ant 1_Power Reduvtion_w_o

DUT: BGTL-WTW-P22070227

Communication System: UID 10011 - CAB, UMTS-FDD (WCDMA); Frequency: 1712.4 MHz; Duty Cycle: 1:1.95
Medium: H16T20N1_0722 Medium parameters used (interpolated): $f = 1712.4$ MHz; $\sigma = 1.349$ S/m; $\epsilon_r = 38.968$; $\rho = 1000$ kg/m³

Ambient Temperature : 23.4 °C ; Liquid Temperature : 23.2 °C

DASY5 Configuration:

- Probe: EX3DV4 - SN3650; ConvF(8.5, 8.5, 8.5) @ 1712.4 MHz; Calibrated: 2022/03/24
- Sensor-Surface: 1.4mm (Mechanical Surface Detection)
- Electronics: DAE4 Sn861; Calibrated: 2022/03/23
- Phantom: SAM Phantom_1985; Type: QD 000 P41 AA;
- Measurement SW: DASY52, Version 52.10 (4); SEMCAD X Version 14.6.14 (7501)

Area Scan (41x61x1): Interpolated grid: dx=1.500 mm, dy=1.500 mm

Maximum value of SAR (interpolated) = 1.05 W/kg

Zoom Scan (5x5x7)/Cube 0: Measurement grid: dx=8mm, dy=8mm, dz=5mm

Reference Value = 27.57 V/m; Power Drift = 0.07 dB

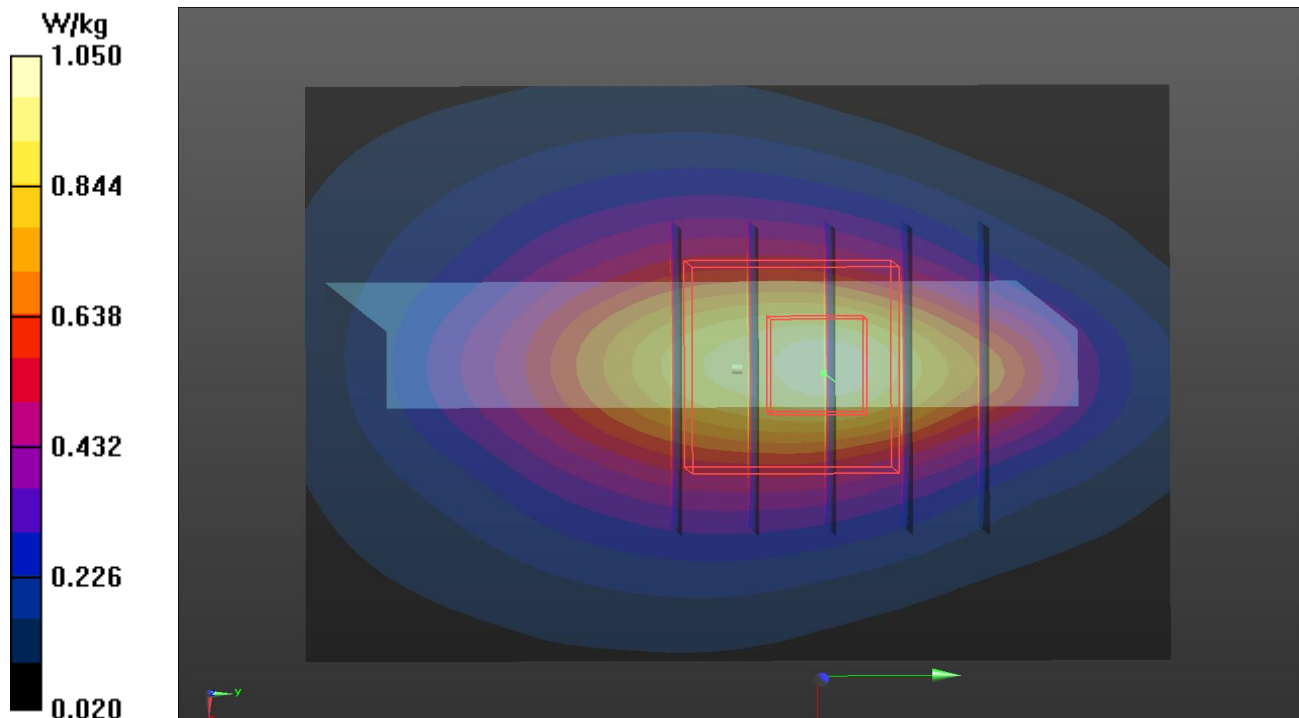
Peak SAR (extrapolated) = 1.66 W/kg

SAR(1 g) = 0.898 W/kg; SAR(10 g) = 0.490 W/kg (SAR corrected for target medium)

Smallest distance from peaks to all points 3 dB below = 10.7 mm

Ratio of SAR at M2 to SAR at M1 = 54.2%

Maximum value of SAR (measured) = 1.39 W/kg



Plots of Measurement

Test Laboratory: Bureau Veritas ADT SAR/HAC Testing Lab

Date: 2022/07/20

P39 WCDMA V_RMC12.2K_Rear Face_10mm_Ch4233_Ant 3_Power Reduction_w_o

DUT: BGTL-WTW-P22070227

Communication System: UID 10011 - CAB, UMTS-FDD (WCDMA); Frequency: 846.6 MHz; Duty Cycle: 1:1.95
 Medium: H07T10N1_0720 Medium parameters used: $f = 847$ MHz; $\sigma = 0.939$ S/m; $\epsilon_r = 40.642$; $\rho = 1000$ kg/m³
 Ambient Temperature : 23.4 °C ; Liquid Temperature : 23.1 °C

DASY5 Configuration:

- Probe: EX3DV4 - SN3650; ConvF(9.76, 9.76, 9.76) @ 846.6 MHz; Calibrated: 2022/03/24
- Sensor-Surface: 1.4mm (Mechanical Surface Detection)
- Electronics: DAE4 Sn861; Calibrated: 2022/03/23
- Phantom: SAM Phantom_1985; Type: QD 000 P41 AA;
- Measurement SW: DASY52, Version 52.10 (4); SEMCAD X Version 14.6.14 (7501)

Area Scan (71x121x1): Interpolated grid: dx=1.500 mm, dy=1.500 mm
 Maximum value of SAR (interpolated) = 0.805 W/kg

Zoom Scan (5x5x7)/Cube 0: Measurement grid: dx=8mm, dy=8mm, dz=5mm

Reference Value = 30.31 V/m; Power Drift = -0.14 dB

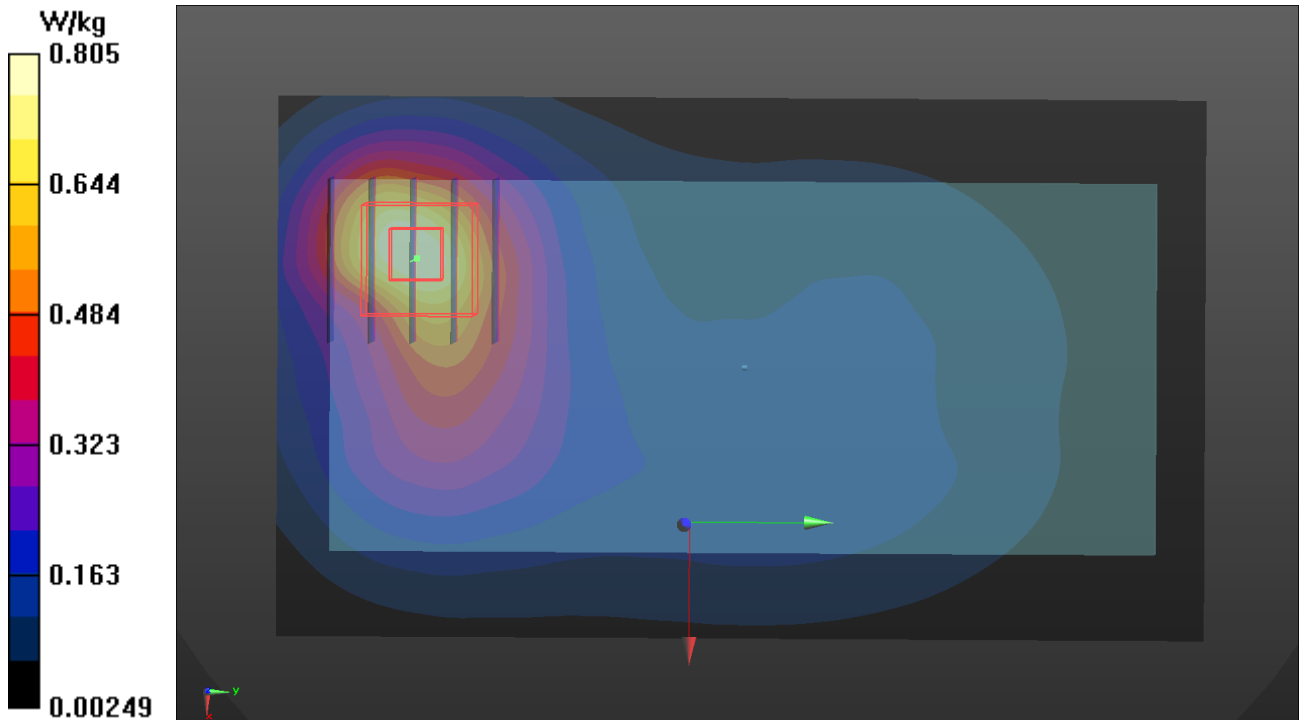
Peak SAR (extrapolated) = 0.987 W/kg

SAR(1 g) = 0.539 W/kg; SAR(10 g) = 0.316 W/kg (SAR corrected for target medium)

Smallest distance from peaks to all points 3 dB below = 15.1 mm

Ratio of SAR at M2 to SAR at M1 = 55.8%

Maximum value of SAR (measured) = 0.829 W/kg



Plots of Measurement

Test Laboratory: Bureau Veritas ADT SAR/HAC Testing Lab

Date: 2022/07/21

P40 LTE 2_QPSK20M_Bottom Side_10mm_Ch19100_1RB_OS0_Ant 1_Power Reduction_w_o

DUT: BGTL-WTW-P22070227

Communication System: UID 10169 - CAE, LTE-FDD (SC-FDMA, 1 RB, 20 MHz, QPSK); Frequency: 1900 MHz; Duty Cycle: 1:3.74

Medium: H16T20N1_0721 Medium parameters used: $f = 1900$ MHz; $\sigma = 1.46$ S/m; $\epsilon_r = 38.643$; $\rho = 1000$ kg/m³

Ambient Temperature : 23.3 °C ; Liquid Temperature : 23.1 °C

DASY5 Configuration:

- Probe: EX3DV4 - SN3650; ConvF(8.18, 8.18, 8.18) @ 1900 MHz; Calibrated: 2022/03/24
- Sensor-Surface: 1.4mm (Mechanical Surface Detection)
- Electronics: DAE4 Sn861; Calibrated: 2022/03/23
- Phantom: SAM Phantom_1985; Type: QD 000 P41 AA;
- Measurement SW: DASY52, Version 52.10 (4); SEMCAD X Version 14.6.14 (7501)

Area Scan (41x61x1): Interpolated grid: dx=1.500 mm, dy=1.500 mm

Maximum value of SAR (interpolated) = 0.980 W/kg

Zoom Scan (5x5x7)/Cube 0: Measurement grid: dx=8mm, dy=8mm, dz=5mm

Reference Value = 26.26 V/m; Power Drift = -0.03 dB

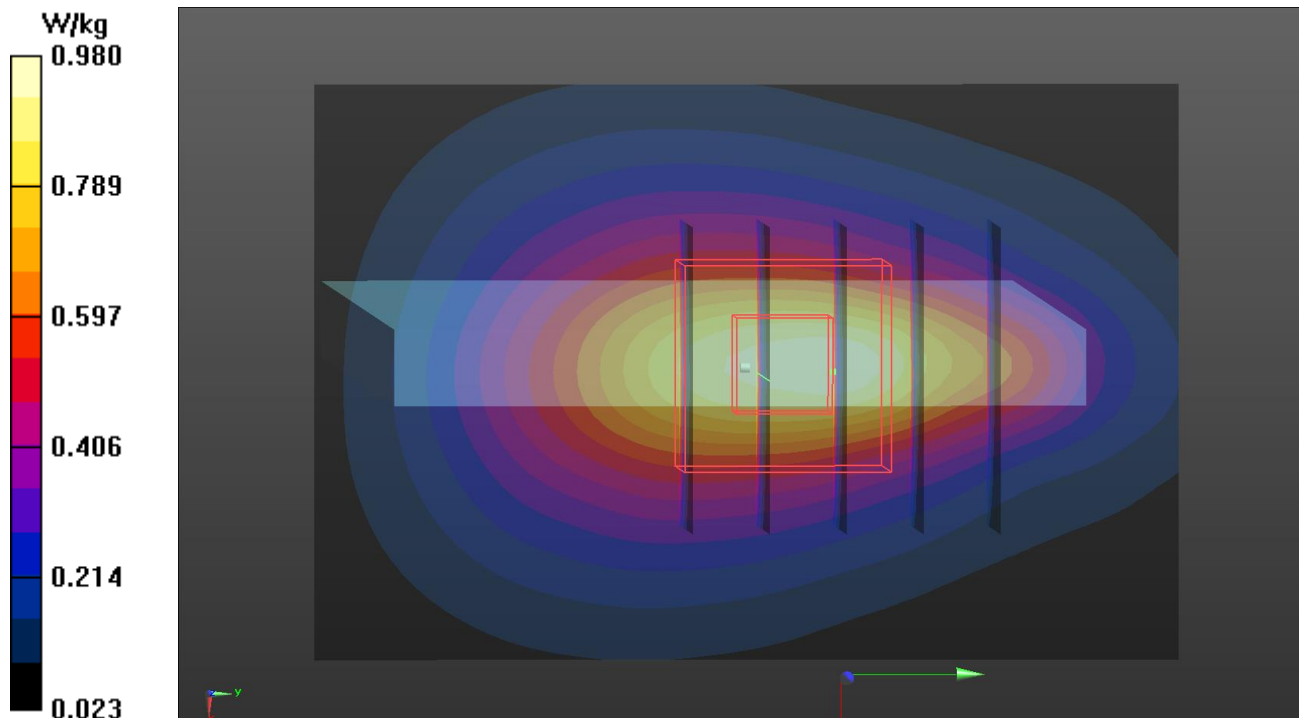
Peak SAR (extrapolated) = 1.15 W/kg

SAR(1 g) = 0.607 W/kg; SAR(10 g) = 0.339 W/kg (SAR corrected for target medium)

Smallest distance from peaks to all points 3 dB below = 11.2 mm

Ratio of SAR at M2 to SAR at M1 = 56.3%

Maximum value of SAR (measured) = 0.949 W/kg



Plots of Measurement

Test Laboratory: Bureau Veritas ADT SAR/HAC Testing Lab

Date: 2022/07/22

P41 LTE 4_QPSK20M_Bottom Side_10mm_Ch20050_1RB_OS0_Ant 1_Power Reduvtion_w_o

DUT: BGTL-WTW-P22070227

Communication System: UID 10169 - CAE, LTE-FDD (SC-FDMA, 1 RB, 20 MHz, QPSK); Frequency: 1720 MHz; Duty Cycle: 1:3.74

Medium: H16T20N1_0722 Medium parameters used: $f = 1720$ MHz; $\sigma = 1.355$ S/m; $\epsilon_r = 38.96$; $\rho = 1000$ kg/m³

Ambient Temperature : 23.4 °C ; Liquid Temperature : 23.2 °C

DASY5 Configuration:

- Probe: EX3DV4 - SN3650; ConvF(8.5, 8.5, 8.5) @ 1720 MHz; Calibrated: 2022/03/24
- Sensor-Surface: 1.4mm (Mechanical Surface Detection)
- Electronics: DAE4 Sn861; Calibrated: 2022/03/23
- Phantom: SAM Phantom_1985; Type: QD 000 P41 AA;
- Measurement SW: DASY52, Version 52.10 (4); SEMCAD X Version 14.6.14 (7501)

Area Scan (41x61x1): Interpolated grid: dx=1.500 mm, dy=1.500 mm

Maximum value of SAR (interpolated) = 0.926 W/kg

Zoom Scan (5x5x7)/Cube 0: Measurement grid: dx=8mm, dy=8mm, dz=5mm

Reference Value = 26.02 V/m; Power Drift = 0.07 dB

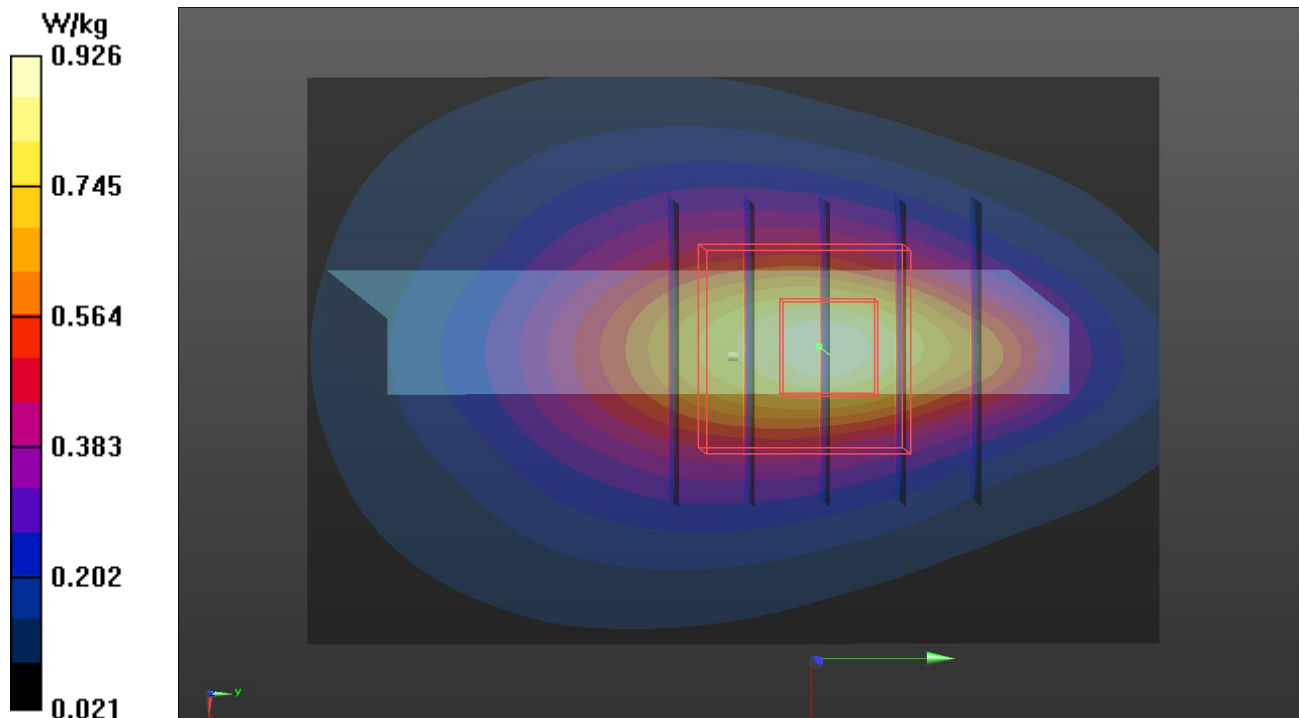
Peak SAR (extrapolated) = 1.28 W/kg

SAR(1 g) = 0.698 W/kg; SAR(10 g) = 0.378 W/kg (SAR corrected for target medium)

Smallest distance from peaks to all points 3 dB below = 11.2 mm

Ratio of SAR at M2 to SAR at M1 = 55.3%

Maximum value of SAR (measured) = 1.07 W/kg



Plots of Measurement

Test Laboratory: Bureau Veritas ADT SAR/HAC Testing Lab

Date: 2022/07/20

P42 LTE 5_QPSK10M_Rear Face_10mm_Ch20600_1RB_OS0_Ant 3_Power Reduction_w_o

DUT: BGTL-WTW-P22070227

Communication System: UID 10175 - CAG, LTE-FDD (SC-FDMA, 1 RB, 10 MHz, QPSK); Frequency: 844 MHz; Duty Cycle: 1:3.74

Medium: H07T10N1_0720 Medium parameters used: $f = 844$ MHz; $\sigma = 0.939$ S/m; $\epsilon_r = 40.659$; $\rho = 1000$ kg/m³

Ambient Temperature : 23.4 °C ; Liquid Temperature : 23.1 °C

DASY5 Configuration:

- Probe: EX3DV4 - SN3650; ConvF(9.76, 9.76, 9.76) @ 844 MHz; Calibrated: 2022/03/24
- Sensor-Surface: 1.4mm (Mechanical Surface Detection)
- Electronics: DAE4 Sn861; Calibrated: 2022/03/23
- Phantom: SAM Phantom_1985; Type: QD 000 P41 AA;
- Measurement SW: DASY52, Version 52.10 (4); SEMCAD X Version 14.6.14 (7501)

Area Scan (71x121x1): Interpolated grid: dx=1.500 mm, dy=1.500 mm

Maximum value of SAR (interpolated) = 0.697 W/kg

Zoom Scan (5x5x7)/Cube 0: Measurement grid: dx=8mm, dy=8mm, dz=5mm

Reference Value = 28.08 V/m; Power Drift = -0.14 dB

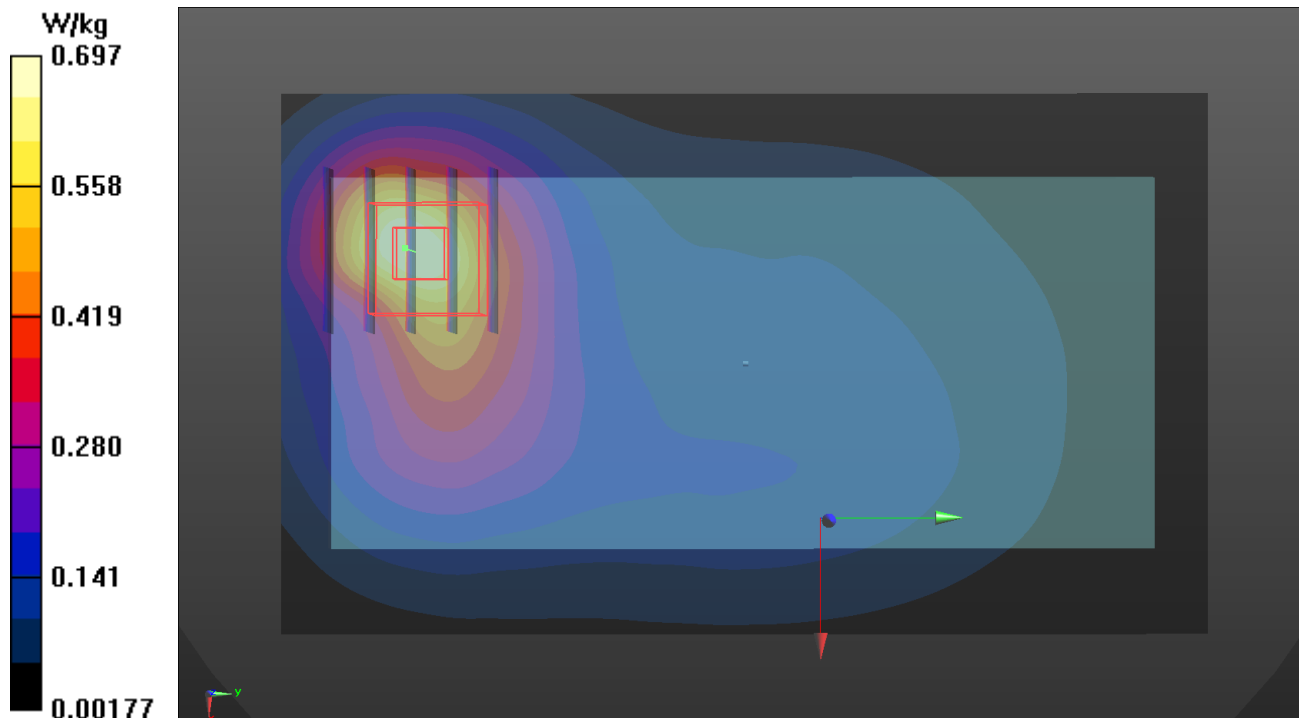
Peak SAR (extrapolated) = 0.852 W/kg

SAR(1 g) = 0.464 W/kg; SAR(10 g) = 0.273 W/kg (SAR corrected for target medium)

Smallest distance from peaks to all points 3 dB below = 15.8 mm

Ratio of SAR at M2 to SAR at M1 = 54.8%

Maximum value of SAR (measured) = 0.711 W/kg



Plots of Measurement

Test Laboratory: Bureau Veritas ADT SAR/HAC Testing Lab

Date: 2022/07/23

P43 LTE 7_QPSK20M_Bottom Side_10mm_Ch21350_1RB_OS0_Ant 1_Power Reduction_w_o

DUT: BGTL-WTW-P22070227

Communication System: UID 10169 - CAE, LTE-FDD (SC-FDMA, 1 RB, 20 MHz, QPSK); Frequency: 2560 MHz; Duty Cycle: 1:3.74

Medium: H19T27N0_0723 Medium parameters used: $f = 2560$ MHz; $\sigma = 2.006$ S/m; $\epsilon_r = 38.184$; $\rho = 1000$ kg/m³

Ambient Temperature : 23.5 °C ; Liquid Temperature : 23.1 °C

DASY5 Configuration:

- Probe: EX3DV4 - SN3650; ConvF(7.59, 7.59, 7.59) @ 2560 MHz; Calibrated: 2022/03/24
- Sensor-Surface: 1.4mm (Mechanical Surface Detection)
- Electronics: DAE4 Sn861; Calibrated: 2022/03/23
- Phantom: SAM Phantom_1985; Type: QD 000 P41 AA;
- Measurement SW: DASY52, Version 52.10 (4); SEMCAD X Version 14.6.14 (7501)

Area Scan (51x81x1): Interpolated grid: dx=1.200 mm, dy=1.200 mm

Maximum value of SAR (interpolated) = 1.39 W/kg

Zoom Scan (7x7x7)/Cube 0: Measurement grid: dx=5mm, dy=5mm, dz=5mm

Reference Value = 27.01 V/m; Power Drift = -0.07 dB

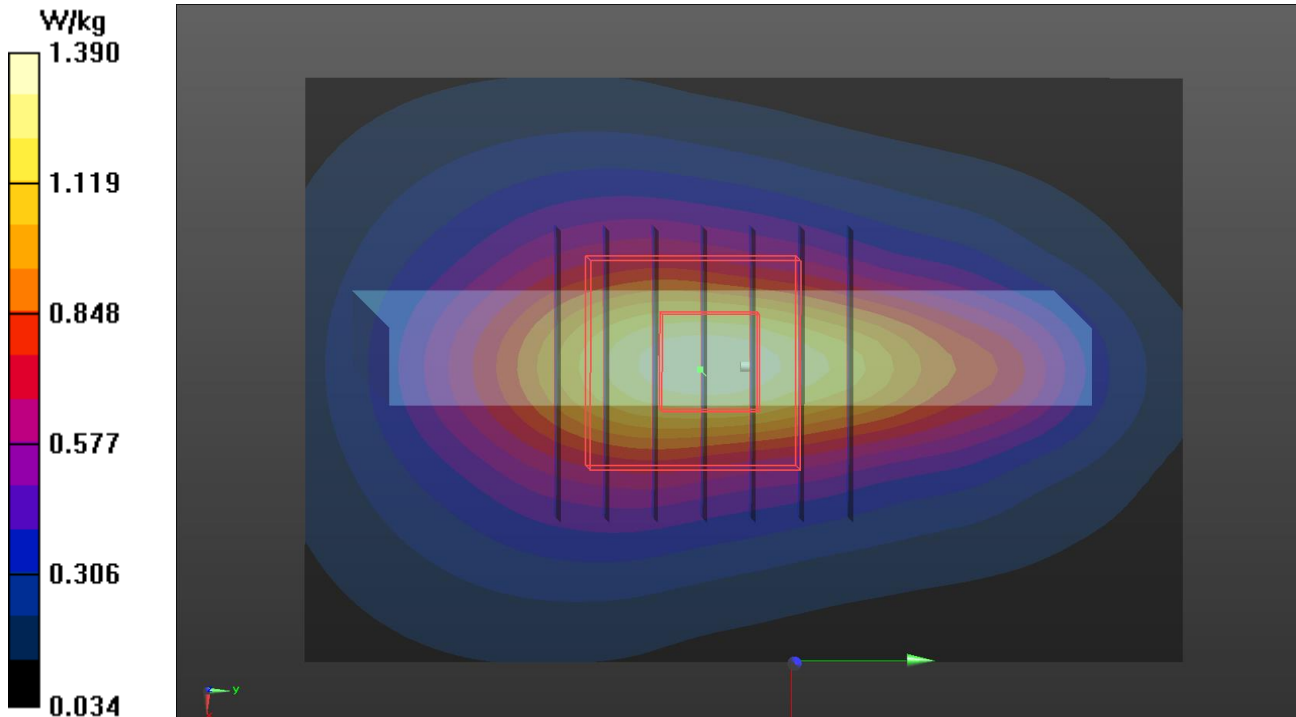
Peak SAR (extrapolated) = 1.71 W/kg

SAR(1 g) = 0.840 W/kg; SAR(10 g) = 0.428 W/kg (SAR corrected for target medium)

Smallest distance from peaks to all points 3 dB below = 11 mm

Ratio of SAR at M2 to SAR at M1 = 50.4%

Maximum value of SAR (measured) = 1.39 W/kg



Plots of Measurement

Test Laboratory: Bureau Veritas ADT SAR/HAC Testing Lab

Date: 2022/07/20

P44 LTE 12_QPSK10M_Rear Face_10mm_Ch23130_1RB_OS0_Ant 3_Power Reduction_w_o

DUT: BGTL-WTW-P22070227

Communication System: UID 10175 - CAG, LTE-FDD (SC-FDMA, 1 RB, 10 MHz, QPSK); Frequency: 711 MHz; Duty Cycle: 1:3.74

Medium: H06T09N1_0720 Medium parameters used: $f = 711$ MHz; $\sigma = 0.887$ S/m; $\epsilon_r = 41.674$; $\rho = 1000$ kg/m³

Ambient Temperature : 23.4 °C ; Liquid Temperature : 23.1 °C

DASY5 Configuration:

- Probe: EX3DV4 - SN3650; ConvF(9.9, 9.9, 9.9) @ 711 MHz; Calibrated: 2022/03/24
- Sensor-Surface: 1.4mm (Mechanical Surface Detection)
- Electronics: DAE4 Sn861; Calibrated: 2022/03/23
- Phantom: SAM Phantom_1985; Type: QD 000 P41 AA;
- Measurement SW: DASY52, Version 52.10 (4); SEMCAD X Version 14.6.14 (7501)

Area Scan (71x121x1): Interpolated grid: dx=1.500 mm, dy=1.500 mm

Maximum value of SAR (interpolated) = 0.229 W/kg

Zoom Scan (5x5x7)/Cube 0: Measurement grid: dx=8mm, dy=8mm, dz=5mm

Reference Value = 16.58 V/m; Power Drift = -0.13 dB

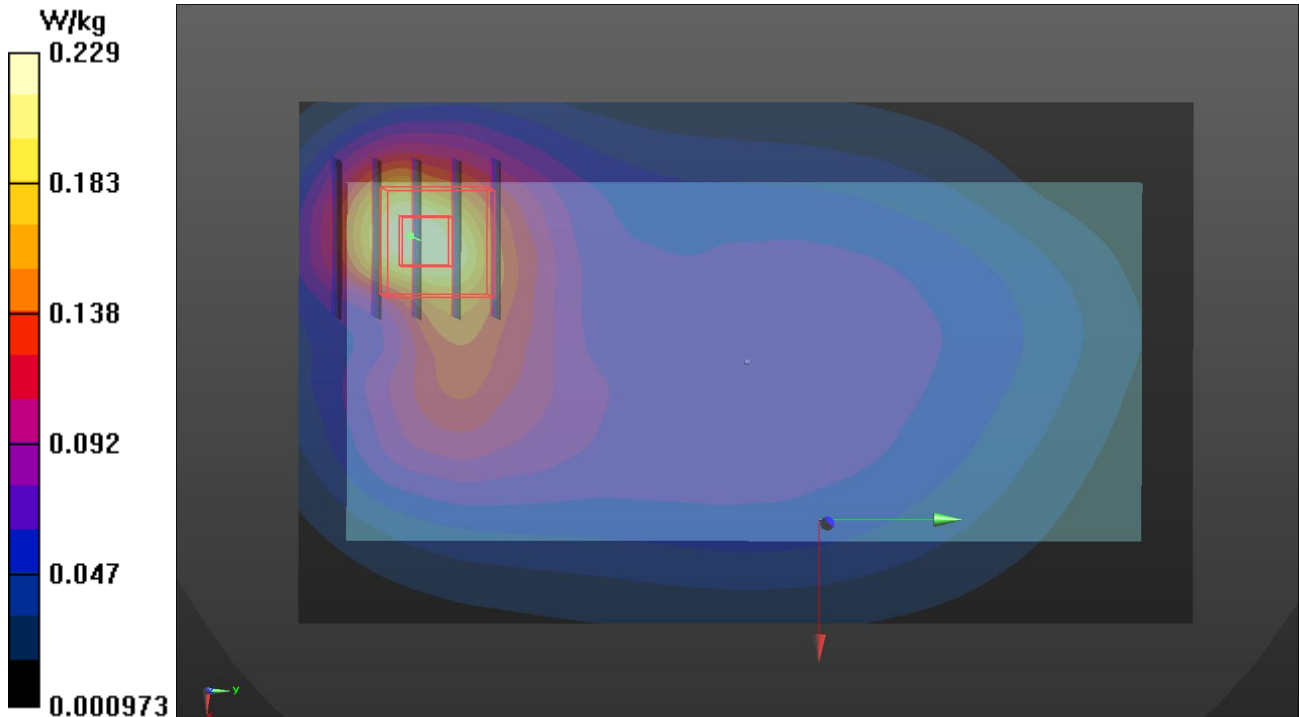
Peak SAR (extrapolated) = 0.296 W/kg

SAR(1 g) = 0.152 W/kg; SAR(10 g) = 0.086 W/kg (SAR corrected for target medium)

Smallest distance from peaks to all points 3 dB below = 12.9 mm

Ratio of SAR at M2 to SAR at M1 = 50.5%

Maximum value of SAR (measured) = 0.239 W/kg



Plots of Measurement

Test Laboratory: Bureau Veritas ADT SAR/HAC Testing Lab

Date: 2022/07/20

P45 LTE 13_QPSK10M_Rear Face_10mm_Ch23230_1RB_OS0_Ant 3_Power Reduction_w_o

DUT: BGTL-WTW-P22070227

Communication System: UID 10175 - CAG, LTE-FDD (SC-FDMA, 1 RB, 10 MHz, QPSK); Frequency: 782 MHz; Duty Cycle: 1:3.74

Medium: H06T09N1_0720 Medium parameters used: $f = 782$ MHz; $\sigma = 0.913$ S/m; $\epsilon_r = 41.462$; $\rho = 1000$ kg/m³

Ambient Temperature : 23.4 °C ; Liquid Temperature : 23.1 °C

DASY5 Configuration:

- Probe: EX3DV4 - SN3650; ConvF(9.9, 9.9, 9.9) @ 782 MHz; Calibrated: 2022/03/24
- Sensor-Surface: 1.4mm (Mechanical Surface Detection)
- Electronics: DAE4 Sn861; Calibrated: 2022/03/23
- Phantom: SAM Phantom_1985; Type: QD 000 P41 AA;
- Measurement SW: DASY52, Version 52.10 (4); SEMCAD X Version 14.6.14 (7501)

Area Scan (71x121x1): Interpolated grid: dx=1.500 mm, dy=1.500 mm

Maximum value of SAR (interpolated) = 0.668 W/kg

Zoom Scan (5x5x7)/Cube 0: Measurement grid: dx=8mm, dy=8mm, dz=5mm

Reference Value = 28.38 V/m; Power Drift = -0.10 dB

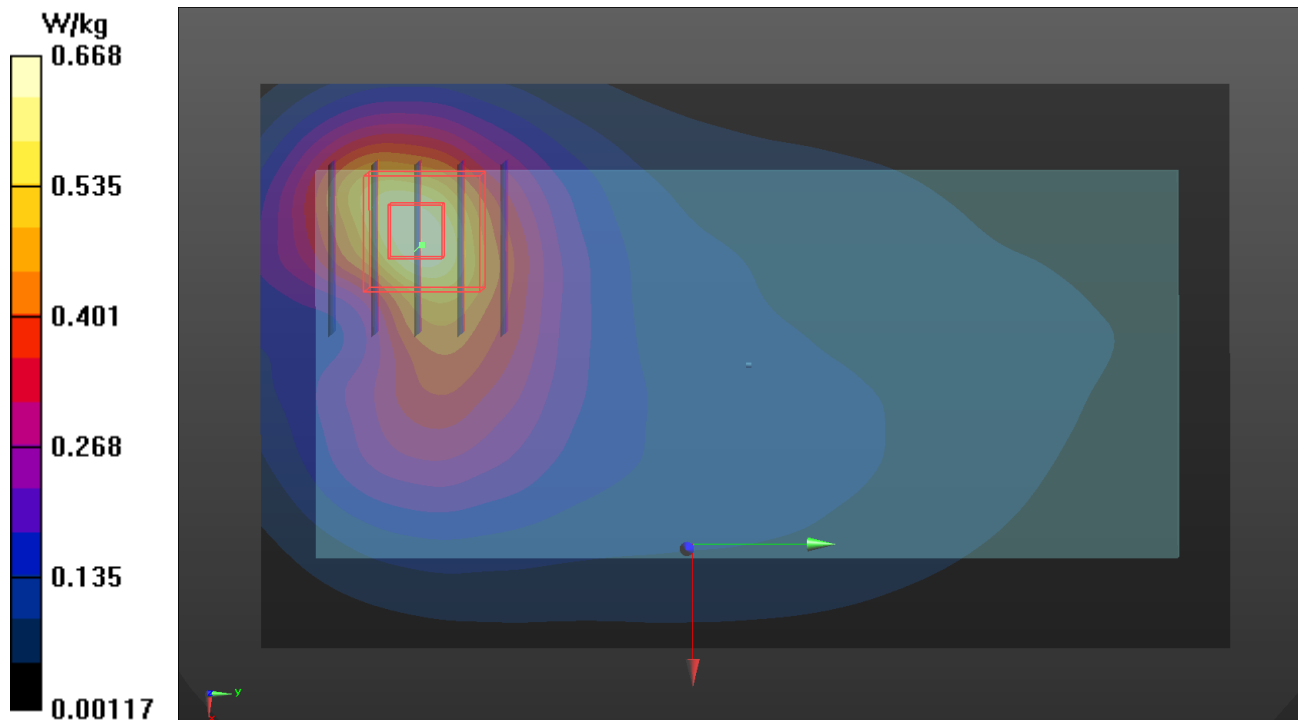
Peak SAR (extrapolated) = 0.806 W/kg

SAR(1 g) = 0.441 W/kg; SAR(10 g) = 0.257 W/kg (SAR corrected for target medium)

Smallest distance from peaks to all points 3 dB below = 13.6 mm

Ratio of SAR at M2 to SAR at M1 = 55.5%

Maximum value of SAR (measured) = 0.664 W/kg



Plots of Measurement

Test Laboratory: Bureau Veritas ADT SAR/HAC Testing Lab

Date: 2022/07/23

P46 LTE 41_QPSK20M_Bottom Side_10mm_Ch40620_1RB_OS0_Ant 1_Power Reduction_w_o

DUT: BGTL-WTW-P22070227

Communication System: UID 10172 - CAG, LTE-TDD (SC-FDMA, 1 RB, 20 MHz, QPSK); Frequency: 2593 MHz; Duty Cycle: 1:8.33

Medium: H19T27N0_0723 Medium parameters used (interpolated): $f = 2593$ MHz; $\sigma = 2.043$ S/m; $\epsilon_r = 38.004$; $\rho = 1000$ kg/m³

Ambient Temperature : 23.5 °C ; Liquid Temperature : 23.1 °C

DASY5 Configuration:

- Probe: EX3DV4 - SN3650; ConvF(7.59, 7.59, 7.59) @ 2593 MHz; Calibrated: 2022/03/24
- Sensor-Surface: 1.4mm (Mechanical Surface Detection)
- Electronics: DAE4 Sn861; Calibrated: 2022/03/23
- Phantom: SAM Phantom_1985; Type: QD 000 P41 AA;
- Measurement SW: DASY52, Version 52.10 (4); SEMCAD X Version 14.6.14 (7501)

Area Scan (51x81x1): Interpolated grid: dx=1.200 mm, dy=1.200 mm
Maximum value of SAR (interpolated) = 1.20 W/kg

Zoom Scan (7x7x7)/Cube 0: Measurement grid: dx=5mm, dy=5mm, dz=5mm
Reference Value = 24.82 V/m; Power Drift = -0.08 dB

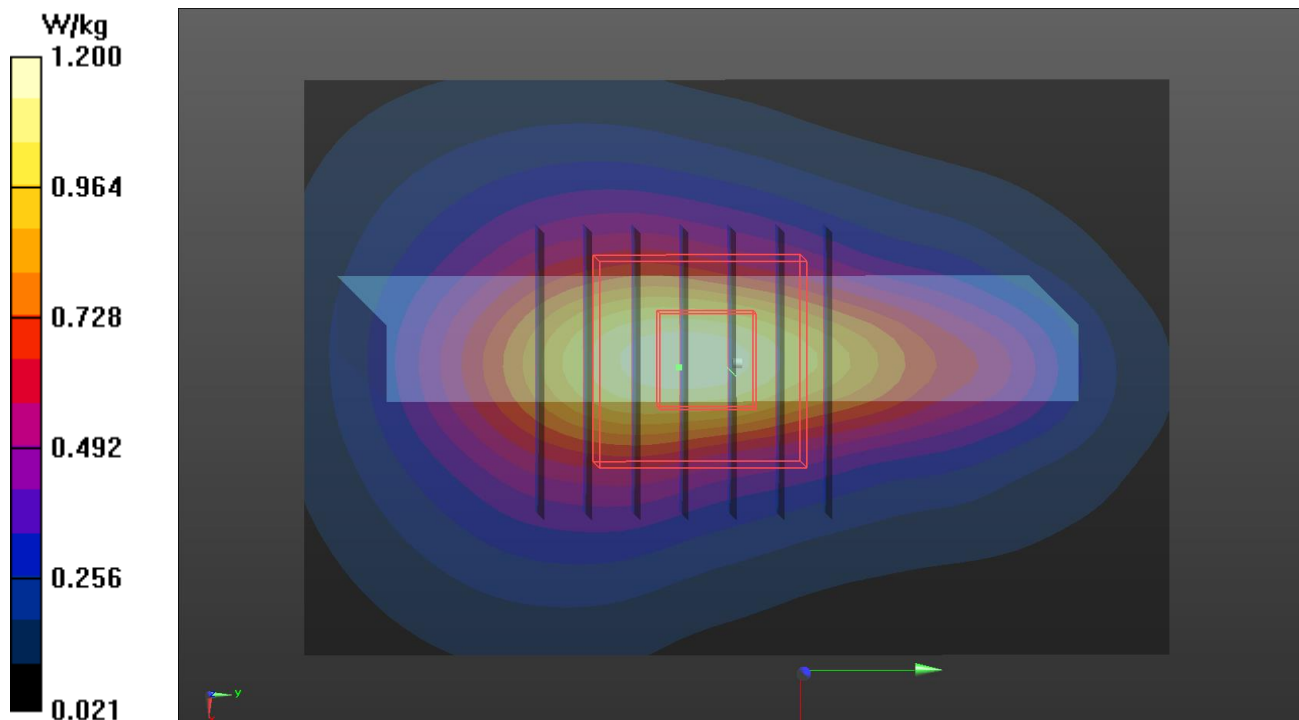
Peak SAR (extrapolated) = 1.11 W/kg

SAR(1 g) = 0.547 W/kg; SAR(10 g) = 0.282 W/kg (SAR corrected for target medium)

Smallest distance from peaks to all points 3 dB below = 12.4 mm

Ratio of SAR at M2 to SAR at M1 = 50.1%

Maximum value of SAR (measured) = 0.889 W/kg



Plots of Measurement

Test Laboratory: Bureau Veritas ADT SAR/HAC Testing Lab

Date: 2022/07/19

P47 WLAN2.4G_802.11b_Left Side_10mm_Ch11_Ant 4+8_Power Reduction_w_o

DUT: BGTL-WTW-P22070227

Communication System: UID 10012 - CAB, IEEE 802.11b WiFi 2.4 GHz (DSSS, 1 Mbps); Frequency: 2462 MHz; Duty Cycle: 1:1.02

Medium: H19T27N1_0719 Medium parameters used: $f = 2462$ MHz; $\sigma = 1.841$ S/m; $\epsilon_r = 38.54$; $\rho = 1000$ kg/m³

Ambient Temperature : 23.7 °C ; Liquid Temperature : 23.3 °C

DASY5 Configuration:

- Probe: EX3DV4 - SN3971; ConvF(7.98, 7.98, 7.98) @ 2462 MHz; Calibrated: 2022/01/25
- Sensor-Surface: 1.4mm (Mechanical Surface Detection)
- Electronics: DAE4 Sn1277; Calibrated: 2022/01/19
- Phantom: Twin SAM Phantom_1885; Type: QD000P40CD;
- Measurement SW: DASY52, Version 52.10 (4); SEMCAD X Version 14.6.14 (7501)

Area Scan (51x151x1): Interpolated grid: dx=1.200 mm, dy=1.200 mm

Maximum value of SAR (interpolated) = 0.0874 W/kg

Zoom Scan (7x7x7)/Cube 0: Measurement grid: dx=5mm, dy=5mm, dz=5mm

Reference Value = 6.618 V/m; Power Drift = -0.01 dB

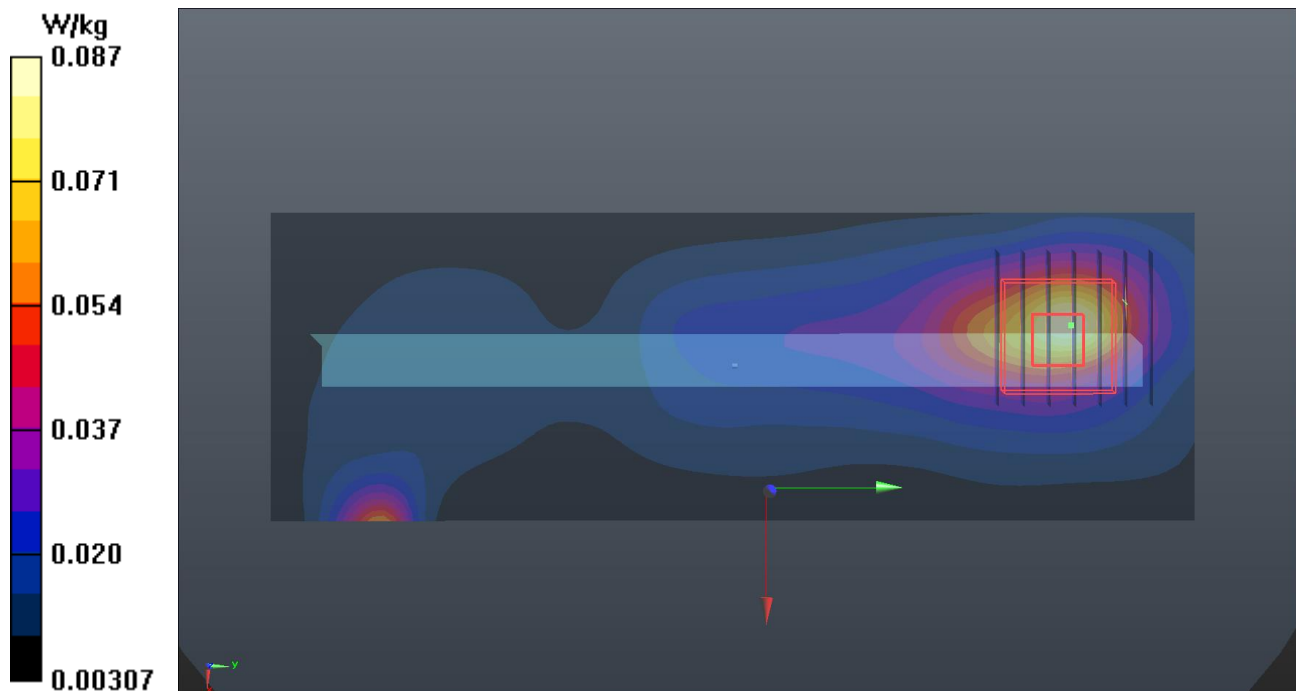
Peak SAR (extrapolated) = 0.135 W/kg

SAR(1 g) = 0.059 W/kg; SAR(10 g) = 0.029 W/kg (SAR corrected for target medium)

Smallest distance from peaks to all points 3 dB below: Larger than measurement grid (> 15 mm)

Ratio of SAR at M2 to SAR at M1 = 44.4%

Maximum value of SAR (measured) = 0.135 W/kg



Plots of Measurement

Test Laboratory: Bureau Veritas ADT SAR/HAC Testing Lab

Date: 2022/07/19

P48 BT_BDR_Left Side_10mm_Ch0_Ant 8_Power Reduction_w_o

DUT: BGTL-WTW-P22070227

Communication System: UID 10032 - CAA, IEEE 802.15.1 Bluetooth (GFSK, DH5); Frequency: 2402 MHz; Duty Cycle: 1:1.3

Medium: H19T27N1_0719 Medium parameters used (interpolated): $f = 2402$ MHz; $\sigma = 1.78$ S/m; $\epsilon_r = 38.762$; $\rho = 1000$ kg/m³

Ambient Temperature : 23.7 °C ; Liquid Temperature : 23.3 °C

DASY5 Configuration:

- Probe: EX3DV4 - SN3971; ConvF(7.98, 7.98, 7.98) @ 2402 MHz; Calibrated: 2022/01/25
- Sensor-Surface: 1.4mm (Mechanical Surface Detection)
- Electronics: DAE4 Sn1277; Calibrated: 2022/01/19
- Phantom: Twin SAM Phantom_1885; Type: QD000P40CD;
- Measurement SW: DASY52, Version 52.10 (4); SEMCAD X Version 14.6.14 (7501)

Area Scan (51x151x1): Interpolated grid: $dx=1.200$ mm, $dy=1.200$ mm
Maximum value of SAR (interpolated) = 0.0297 W/kg

Zoom Scan (7x7x7)/Cube 0: Measurement grid: $dx=5$ mm, $dy=5$ mm, $dz=5$ mm

Reference Value = 4.036 V/m; Power Drift = -0.03 dB

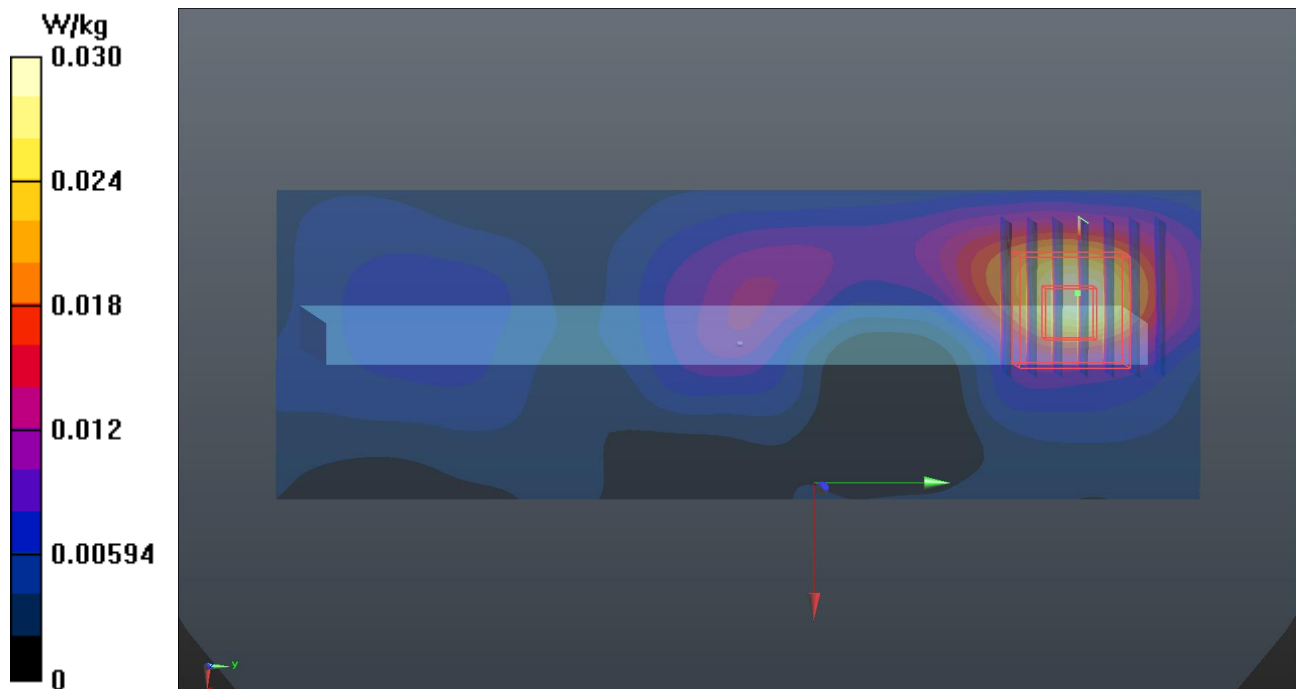
Peak SAR (extrapolated) = 0.0430 W/kg

SAR(1 g) = 0.020 W/kg; SAR(10 g) = 0.011 W/kg (SAR corrected for target medium)

Smallest distance from peaks to all points 3 dB below: Larger than measurement grid (> 15 mm)

Ratio of SAR at M2 to SAR at M1 = 46.6%

Maximum value of SAR (measured) = 0.0398 W/kg



Plots of Measurement

Test Laboratory: Bureau Veritas ADT SAR/HAC Testing Lab

Date: 2022/07/19

P49 WLAN5.3G_802.11ac_VHT160_Left Side_0mm_Ch50_Ant 4+8_Power Reduction_w_o

DUT: BGTL-WTW-P22070227

Communication System: UID 10554 - AAD, IEEE 802.11ac WiFi (160MHz, MCS0); Frequency: 5250 MHz; Duty Cycle: 1:1

Medium: H34T60N1_0719 Medium parameters used: $f = 5250$ MHz; $\sigma = 4.795$ S/m; $\epsilon_r = 35.269$; $\rho = 1000$ kg/m³

Ambient Temperature : 23.7 °C ; Liquid Temperature : 23.3 °C

DASY5 Configuration:

- Probe: EX3DV4 - SN3971; ConvF(5.1, 5.1, 5.1) @ 5250 MHz; Calibrated: 2022/01/25
- Sensor-Surface: 1.4mm (Mechanical Surface Detection)
- Electronics: DAE4 Sn1277; Calibrated: 2022/01/19
- Phantom: Twin SAM Phantom_1885; Type: QD000P40CD;
- Measurement SW: DASY52, Version 52.10 (4); SEMCAD X Version 14.6.14 (7501)

Area Scan (61x181x1): Interpolated grid: dx=1.000 mm, dy=1.000 mm

Maximum value of SAR (interpolated) = 2.21 W/kg

Zoom Scan (7x7x7)/Cube 0: Measurement grid: dx=4mm, dy=4mm, dz=1.4mm

Reference Value = 17.11 V/m; Power Drift = 0.05 dB

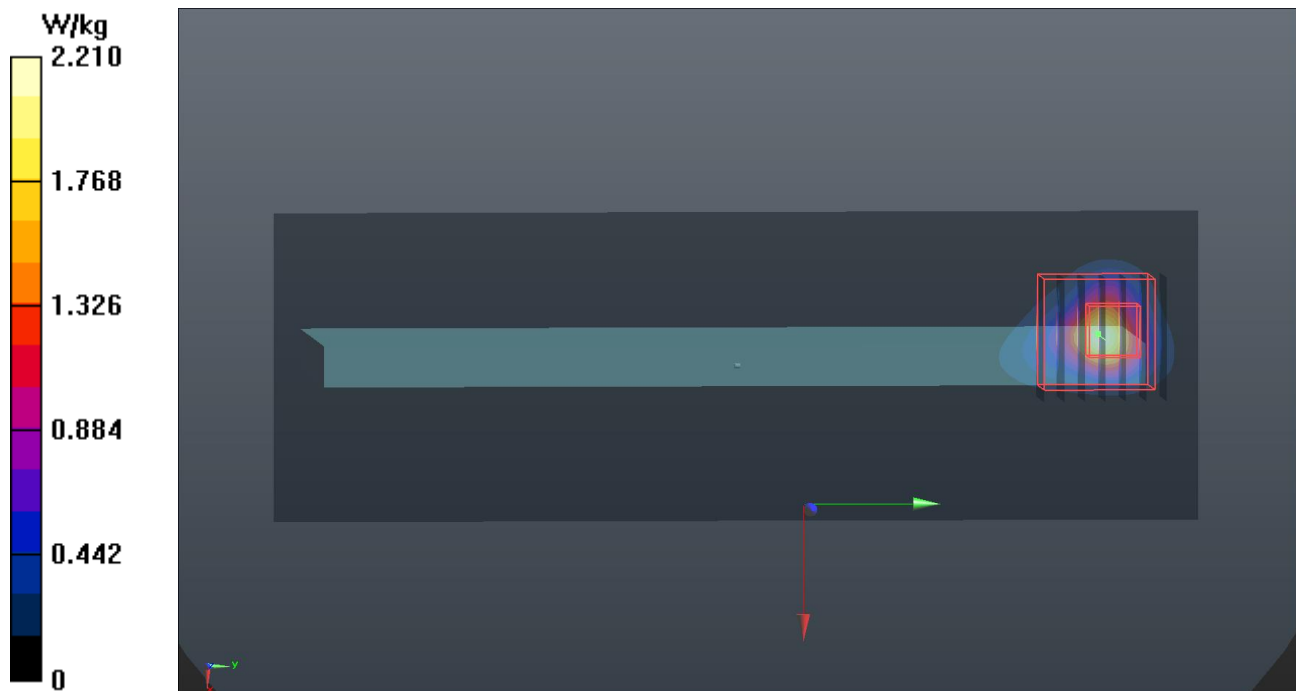
Peak SAR (extrapolated) = 8.81 W/kg

SAR(1 g) = 1.72 W/kg; SAR(10 g) = 0.357 W/kg (SAR corrected for target medium)

Smallest distance from peaks to all points 3 dB below = 4.8 mm

Ratio of SAR at M2 to SAR at M1 = 62.8%

Maximum value of SAR (measured) = 4.97 W/kg



Plots of Measurement

Test Laboratory: Bureau Veritas ADT SAR/HAC Testing Lab

Date: 2022/07/19

P50 WLAN5.6G_802.11ac_VHT160_Left Side_0mm_Ch114_Ant 4+8_Power Reduction_w_o

DUT: BGTL-WTW-P22070227

Communication System: UID 10554 - AAD, IEEE 802.11ac WiFi (160MHz, MCS0); Frequency: 5570 MHz; Duty Cycle: 1:1

Medium: H34T60N1_0719 Medium parameters used: $f = 5570$ MHz; $\sigma = 5.143$ S/m; $\epsilon_r = 34.708$; $\rho = 1000$ kg/m³

Ambient Temperature : 23.7 °C ; Liquid Temperature : 23.3 °C

DASY5 Configuration:

- Probe: EX3DV4 - SN3971; ConvF(4.8, 4.8, 4.8) @ 5570 MHz; Calibrated: 2022/01/25
- Sensor-Surface: 1.4mm (Mechanical Surface Detection)
- Electronics: DAE4 Sn1277; Calibrated: 2022/01/19
- Phantom: Twin SAM Phantom_1885; Type: QD000P40CD;
- Measurement SW: DASY52, Version 52.10 (4); SEMCAD X Version 14.6.14 (7501)

Area Scan (61x181x1): Interpolated grid: $dx=1.000$ mm, $dy=1.000$ mm

Maximum value of SAR (interpolated) = 2.37 W/kg

Zoom Scan (7x7x7)/Cube 0: Measurement grid: $dx=4$ mm, $dy=4$ mm, $dz=1.4$ mm

Reference Value = 19.37 V/m; Power Drift = -0.03 dB

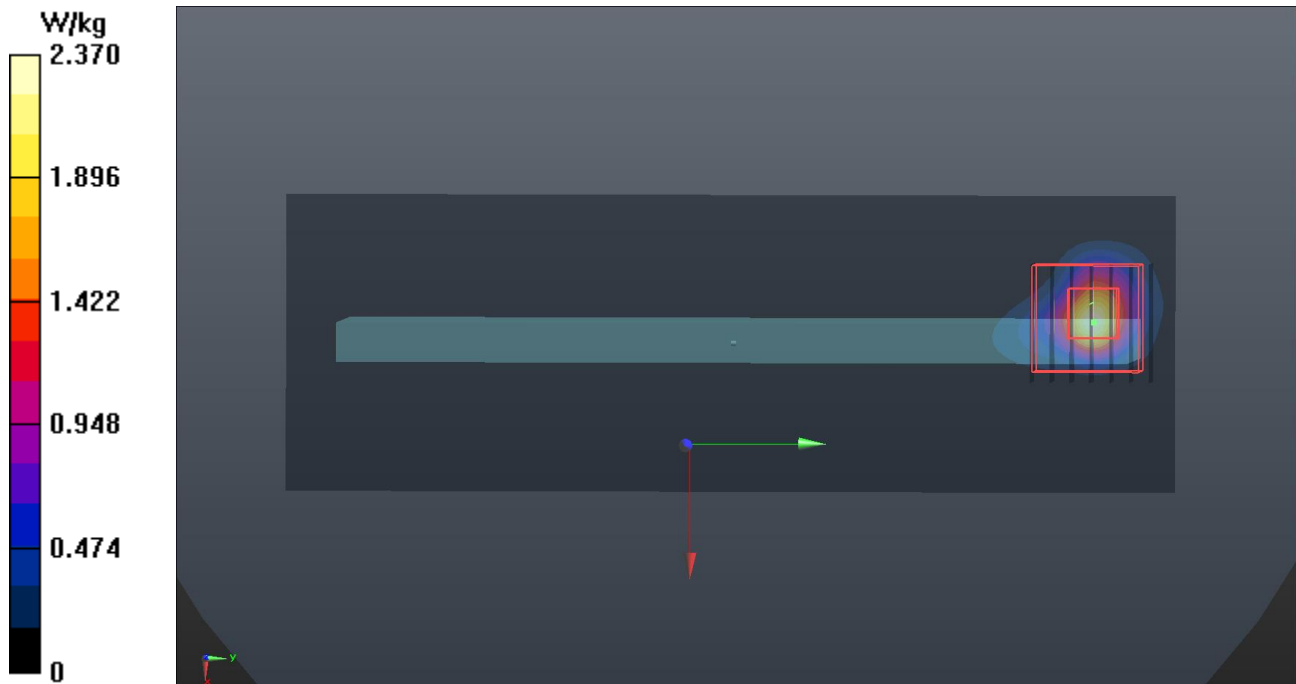
Peak SAR (extrapolated) = 12.7 W/kg

SAR(1 g) = 2.19 W/kg; SAR(10 g) = 0.430 W/kg (SAR corrected for target medium)

Smallest distance from peaks to all points 3 dB below = 4.6 mm

Ratio of SAR at M2 to SAR at M1 = 68.4%

Maximum value of SAR (measured) = 5.84 W/kg



Plots of Measurement

Test Laboratory: Bureau Veritas ADT SAR/HAC Testing Lab

Date: 2022/07/19

P51 WLAN5.8G_802.11ac VHT80_Left Side_0mm_Ch155_Ant 4+8_Power Reduction_w_o

DUT: BGTL-WTW-P22070227

Communication System: UID 10544 - AAC, IEEE 802.11ac WiFi (80MHz, MCS0); Frequency: 5775 MHz; Duty Cycle: 1:1

Medium: H34T60N1_0719 Medium parameters used: $f = 5775$ MHz; $\sigma = 5.371$ S/m; $\epsilon_r = 34.335$; $\rho = 1000$ kg/m³

Ambient Temperature : 23.7 °C ; Liquid Temperature : 23.3 °C

DASY5 Configuration:

- Probe: EX3DV4 - SN3971; ConvF(4.85, 4.85, 4.85) @ 5775 MHz; Calibrated: 2022/01/25
- Sensor-Surface: 1.4mm (Mechanical Surface Detection)
- Electronics: DAE4 Sn1277; Calibrated: 2022/01/19
- Phantom: Twin SAM Phantom_1885; Type: QD000P40CD;
- Measurement SW: DASY52, Version 52.10 (4); SEMCAD X Version 14.6.14 (7501)

Area Scan (61x181x1): Interpolated grid: dx=1.000 mm, dy=1.000 mm

Maximum value of SAR (interpolated) = 1.95 W/kg

Zoom Scan (7x7x7)/Cube 0: Measurement grid: dx=4mm, dy=4mm, dz=1.4mm

Reference Value = 19.07 V/m; Power Drift = 0.16 dB


Peak SAR (extrapolated) = 11.8 W/kg

SAR(1 g) = 2.08 W/kg; SAR(10 g) = 0.403 W/kg (SAR corrected for target medium)

Smallest distance from peaks to all points 3 dB below = 5.2 mm

Ratio of SAR at M2 to SAR at M1 = 65.7%

Maximum value of SAR (measured) = 6.53 W/kg



Annex C. Tissue & System Verification

The measuring results for tissue simulating liquid and system check are shown as below.

Note:

1. For Section 4.3, the dielectric properties of the tissue simulating liquid have been measured within 24 hours before the SAR testing and within $\pm 10\%$ of the target values. Liquid temperature during the SAR testing has kept within $\pm 2^\circ\text{C}$.
2. For Section 4.4, The SAR measurement system was validated according to procedures in KDB 865664 D01. The validation status in tabulated summary is as below.
3. For Section 4.5, Comparing to the reference SAR value provided by SPEAG in dipole calibration certificate, the deviation of system check results is within its specification of 10 %. The result indicates the system check can meet the variation criterion and the plots please refer to Annex A of this report.

Tissue Verification									Validation for CW			Validation for Modulation			System Validation					Note				
Plot No.	Frequency (MHz)	Liquid Temp. (°C)	Conductivity (σ)	Permittivity (ε _r)	Targeted Conductivity (σ)	Targeted Permittivity (ε _r)	Deviation Conductivity (σ)	Deviation Permittivity (ε _r)	Sensitivity Range	Probe Linearity	Probe Isotropy	Modulation Type	Duty Factor	PAR	Date	Frequency (MHz)	Targeted 1g SAR (W/kg)	Measured 1g SAR (W/kg)	Normalized 1g SAR (W/kg)	Deviation (%)	Dipole S/N	Probe S/N	DAE S/N	Output Power (dB)
S01	835	23.3	0.929	40.539	0.9	41.5	3.22	-2.32	Pass	Pass	Pass	N/A	N/A	N/A	Jul 18, 2022	835	9.58	0.475	9.48	-1.07	4d121	3650	861	17
S02	1900	23.3	1.46	38.643	1.4	40	4.29	-3.39	Pass	Pass	Pass	N/A	N/A	N/A	Jul 18, 2022	1900	40.40	1.91	38.11	-5.67	5d036	3650	861	17
S03	1900	23.3	1.46	39.643	1.4	40	4.29	-0.89	Pass	Pass	Pass	N/A	N/A	N/A	Jul 18, 2022	1900	40.40	1.91	38.11	-5.67	5d036	3650	861	17
S04	1750	23.3	1.369	38.909	1.37	40.1	-0.07	-2.97	Pass	Pass	Pass	N/A	N/A	N/A	Jul 18, 2022	1750	35.80	1.81	36.11	0.88	1055	3650	861	17
S05	835	23.3	0.929	40.539	0.9	41.5	3.22	-2.32	Pass	Pass	Pass	N/A	N/A	N/A	Jul 18, 2022	835	9.58	0.475	9.48	-1.07	4d121	3650	861	17
S06	1900	23.3	1.46	38.643	1.4	40	4.29	-3.39	Pass	Pass	Pass	N/A	N/A	N/A	Jul 18, 2022	1900	40.40	1.91	38.11	-5.67	5d036	3650	861	17
S07	1750	23.3	1.369	38.909	1.37	40.1	-0.07	-2.97	Pass	Pass	Pass	N/A	N/A	N/A	Jul 18, 2022	1750	35.80	1.81	36.11	0.88	1055	3650	861	17
S08	835	23.3	0.929	40.539	0.9	41.5	3.22	-2.32	Pass	Pass	Pass	N/A	N/A	N/A	Jul 18, 2022	835	9.58	0.475	9.48	-1.07	4d121	3650	861	17
S09	2600	23.2	2.034	38.245	1.96	39	3.78	-1.94	Pass	Pass	Pass	N/A	N/A	N/A	Jul 19, 2022	2600	57.60	2.78	55.47	-3.70	1020	3650	861	17
S10	750	23.2	0.904	41.479	0.9	42	0.44	-1.24	Pass	Pass	Pass	N/A	N/A	N/A	Jul 19, 2022	750	8.56	0.402	8.02	-6.30	1013	3650	861	17
S11	750	23.2	0.904	41.479	0.9	42	0.44	-1.24	Pass	Pass	Pass	N/A	N/A	N/A	Jul 19, 2022	750	8.56	0.402	8.02	-6.30	1013	3650	861	17
S12	2600	23.2	2.034	38.245	1.96	39	3.78	-1.94	Pass	Pass	Pass	N/A	N/A	N/A	Jul 19, 2022	2600	57.60	2.78	55.47	-3.70	1020	3650	861	17
S13	2450	23.3	1.829	38.581	1.8	39.2	1.61	-1.58	Pass	Pass	Pass	OFDM	N/A	Pass	Jul 19, 2022	2450	52.60	2.56	51.08	-2.89	737	3971	1277	17
S14	5250	23.3	4.795	35.269	4.71	35.9	1.80	-1.76	Pass	Pass	Pass	OFDM	N/A	Pass	Jul 19, 2022	5250	80.60	4.07	81.21	0.75	1019	3971	1277	17
S15	5600	23.3	5.178	34.66	5.07	35.5	2.13	-2.37	Pass	Pass	Pass	OFDM	N/A	Pass	Jul 19, 2022	5600	82.40	4.16	83.00	0.73	1019	3971	1277	17
S16	5750	23.3	5.34	34.366	5.22	35.4	2.30	-2.92	Pass	Pass	Pass	OFDM	N/A	Pass	Jul 19, 2022	5750	79.40	3.77	75.22	-5.26	1019	3971	1277	17
S17	2450	23.3	1.829	38.581	1.8	39.2	1.61	-1.58	Pass	Pass	Pass	OFDM	N/A	Pass	Jul 19, 2022	2450	52.60	2.56	51.08	-2.89	737	3971	1277	17
S18	835	23.1	0.935	40.695	0.9	41.5	3.89	-1.94	Pass	Pass	Pass	N/A	N/A	N/A	Jul 20, 2022	835	9.58	0.476	9.50	-0.86	4d121	3650	861	17
S19	1900	23.1	1.46	38.643	1.4	40	4.29	-3.39	Pass	Pass	Pass	N/A	N/A	N/A	Jul 21, 2022	1900	40.40	1.94	38.71	-4.19	5d036	3650	861	17
S20	1900	23.1	1.46	38.643	1.4	40	4.29	-3.39	Pass	Pass	Pass	N/A	N/A	N/A	Jul 21, 2022	1900	40.40	1.94	38.71	-4.19	5d036	3650	861	17
S21	1750	23.2	1.369	38.906	1.37	40.1	-0.07	-2.98	Pass	Pass	Pass	N/A	N/A	N/A	Jul 22, 2022	1750	35.80	1.7	33.92	-5.25	1055	3650	861	17
S22	835	23.1	0.935	40.695	0.9	41.5	3.89	-1.94	Pass	Pass	Pass	N/A	N/A	N/A	Jul 20, 2022	835	9.58	0.476	9.50	-0.86	4d121	3650	861	17
S23	1900	23.1	1.46	38.643	1.4	40	4.29	-3.39	Pass	Pass	Pass	N/A	N/A	N/A	Jul 21, 2022	1900	40.40	1.94	38.71	-4.19	5d036	3650	861	17
S24	1750	23.2	1.369	38.906	1.37	40.1	-0.07	-2.98	Pass	Pass	Pass	N/A	N/A	N/A	Jul 22, 2022	1750	35.80	1.7	33.92	-5.25	1055	3650	861	17
S25	835	23.1	0.935	40.695	0.9	41.5	3.89	-1.94	Pass	Pass	Pass	N/A	N/A	N/A	Jul 20, 2022	835	9.58	0.476	9.50	-0.86	4d121	3650	861	17
S26	2600	23.1	2.052	37.984	1.96	39	4.69	-2.61	Pass	Pass	Pass	N/A	N/A	N/A	Jul 23, 2022	2600	57.60	2.65	52.87	-8.20	1020	3650	861	17
S27	750	23.1	0.902	41.57	0.9	42	0.22	-1.02	Pass	Pass	Pass	N/A	N/A	N/A	Jul 20, 2022	750	8.56	0.402	8.02	-6.30	1013	3650	861	17
S28	750	23.1	0.902	41.57	0.9	42	0.22	-1.02	Pass	Pass	Pass	N/A	N/A	N/A	Jul 20, 2022	750	8.56	0.402	8.02	-6.30	1013	3650	861	17
S29	2600	23.1	2.052	37.984	1.96	39	4.69	-2.61	Pass	Pass	Pass	N/A	N/A	N/A	Jul 23, 2022	2600	57.60	2.65	52.87	-8.20	1020	3650	861	17
S30	2450	23.3	1.829	38.581	1.8	39.2	1.61	-1.58	Pass	Pass	Pass	OFDM	N/A	Pass	Jul 19, 2022	2450	52.60	2.56	51.08	-2.89	737	3971	1277	17
S31	5250	23.3	4.795	35.269	4.71	35.9	1.80	-1.76	Pass	Pass	Pass	OFDM	N/A	Pass	Jul 19, 2022	5250	80.60	4.07	81.21	0.75	1019	3971	1277	17
S32	5600	23.3	5.178	34.66	5.07	35.5	2.13	-2.37	Pass	Pass	Pass	OFDM	N/A	Pass	Jul 19, 2022	5600	82.40	4.16	83.00	0.73	1019	3971	1277	17
S33	5750	23.3	5.34	34.366	5.22	35.4	2.30	-2.92	Pass	Pass	Pass	OFDM	N/A	Pass	Jul 19, 2022	5750	79.40	3.77	75.22	-5.26	1019	3971	1277	17
S34	2450	23.3	1.829	38.581	1.8	39.2	1.61	-1.58	Pass	Pass	Pass	OFDM	N/A	Pass	Jul 19, 2022	2450	52.60	2.56	51.08	-2.89	737	3971	1277	17
S35	835	23.1	0.935	40.695	0.9	41.5	3.89	-1.94	Pass	Pass	Pass	N/A	N/A	N/A	Jul 20, 2022	835	9.58	0.476	9.50	-0.86	4d121	3650	861	17
S36	1900	23.1	1.46	38.643	1.4	40	4.29	-3.39	Pass	Pass	Pass	N/A	N/A	N/A	Jul 21, 2022	1900	40.40	1.94	38.71	-4.19	5d036	3650	861	17
S37	1900	23.1	1.46	38.643	1.4	40	4.29	-3.39	Pass	Pass	Pass	N/A	N/A	N/A	Jul 21, 2022	1900	40.40	1.94	38.71	-4.19	5d036	3650	861	17
S38	1750	23.2	1.369	38.906	1.37	40.1	-0.07	-2.98	Pass	Pass	Pass	N/A	N/A	N/A	Jul 22, 2022	1750	35.80	1.7	33.92	-5.25	1055	3650	861	17
S39	835	23.1	0.935	40.695	0.9	41.5	3.89	-1.94	Pass	Pass	Pass	N/A	N/A	N/A	Jul 20, 2022	835	9.58	0.476	9.50	-0.86	4d121	3650	861	17
S40	1900	23.1	1.46	38.643	1.4	40	4.29	-3.39	Pass	Pass	Pass	N/A	N/A	N/A	Jul 21, 2022	1900	40.40	1.94	38.71	-4.19	5d036	3650	861	17
S41	1750	23.2	1.369	38.906	1.37	40.1	-0.07	-2.98	Pass	Pass	Pass	N/A	N/A	N/A	Jul 22, 2022	1750	35.80	1.7	33.92	-5.25	1055	3650	861	17
S42	835	23.1	0.935	40.695	0.9	41.5	3.89	-1.94	Pass	Pass	Pass	N/A	N/A	N/A	Jul 20, 2022	835	9.58	0.476	9.50	-0.86	4d121	3650	861	17
S43	2600	23.1	2.052	37.984	1.96	39	4.69	-2.61	Pass	Pass	Pass	N/A	N/A	N/A	Jul 23, 2022	2600	57.60	2.65	52.87	-8.20	1020	3650	861	17
S44	750	23.1	0.902	41.57	0.9	42	0.22	-1.02	Pass	Pass	Pass	N/A	N/A	N/A	Jul 20, 2022	750	8.56	0.402	8.02	-6.30	1013	3650	861	17
S45	750	23.1	0.902	41.57	0.9	42	0.22	-1.02	Pass	Pass	Pass	N/A	N/A	N/A	Jul 20, 2022	750	8.56	0.402	8.02	-6.30	1013	3650	861	17
S46	2600	23.1	2.052	37.984	1.96	39	4.69	-2.61	Pass	Pass	Pass	N/A	N/A	N/A	Jul 23, 2022	2600	57.60	2.65	52.87	-8.20	1020	3650	861	17
S47	2450	23.3	1.829	38.581	1.8	39.2	1.61	-1.58	Pass	Pass	Pass	OFDM	N/A	Pass	Jul 19, 2022	2450	52.60	2.56	51.08	-2.89	737	3971	1277	17
S48	2450	23.3	1.829	38.581	1.8	39.2	1.61	-1.58	Pass	Pass	Pass	OFDM	N/A	Pass	Jul 19, 2022	2450	52.60	2.56	51.08	-2.89	737	3971	1277	17

Tissue Verification									Validation for CW			Validation for Modulation			System Validation					Note				
Plot No.	Frequency (MHz)	Liquid Temp. (°C)	Conductivity (σ)	Permittivity (ε _r)	Targeted Conductivity (σ)	Targeted Permittivity (ε _r)	Deviation Conductivity (σ)	Deviation Permittivity (ε _r)	Sensitivity Range	Probe Linearity	Probe Isotropy	Modulation Type	Duty Factor	PAR	Date	Frequency (MHz)	Targeted 10g SAR (W/kg)	Measured 10g SAR (W/kg)	Normalized 10g SAR (W/kg)	Deviation (%)	Dipole S/N	Probe S/N	DAE S/N	Output Power (dB)
S49	5250	23.3	4.795	35.269	4.71	35.9	1.80	-1.76	Pass	Pass	Pass	OFDM	N/A	Pass	Jul. 19, 2022	5250	23.00	1.19	23.74	3.23	1019	3971	1277	17
S50	5600	23.3	5.178	34.66	5.07	35.5	2.13	-2.37	Pass	Pass	Pass	OFDM	N/A	Pass	Jul. 19, 2022	5600	23.30	1.21	24.14	3.62	1019	3971	1277	17
S51	5750	23.3	5.34	34.366	5.22	35.4	2.30	-2.92	Pass	Pass	Pass	OFDM	N/A	Pass	Jul. 19, 2022	5750	22.40	1.1	21.95	-2.02	1019	3971	1277	17

Annex D. Maximum Target Conducted Power

The maximum conducted average power (Unit: dBm) including tune-up tolerance is shown as below.

GSM Max. Tune-up Power

Mode	GSM850	GSM850	GSM1900	GSM1900
	Maximum Burst-Averaged Output Power	Maximum Frame-Averaged Output Power	Maximum Burst-Averaged Output Power	Maximum Frame-Averaged Output Power
	Maximum Target Power	Maximum Target Power	Maximum Target Power	Maximum Target Power
GSM (GMSK, 1Tx-slot)	33.3	24.3	30.5	21.5
GPRS (GMSK, 1Tx-slot)	33.3	24.3	30.5	21.5
GPRS (GMSK, 2Tx-slot)	31.5	25.5	28.4	22.4
GPRS (GMSK, 3Tx-slot)	29.9	25.6	27.0	22.7
GPRS (GMSK, 4Tx-slot)	29.0	26.0	25.8	22.8

WCDMA Max. Tune-up Power		
Mode	RMC 12.2K	HSDPA DC-HSDPA HSUPA
	Maximum Target Power	Maximum Target Power
WCDMA Band II	23.3	22.3
WCDMA Band IV	23.3	22.3
WCDMA Band V	24.0	23.0

LTE Max. Tune-up Power (Full)

Mode	QPSK	16QAM	64QAM
	Maximum Target Power	Maximum Target Power	Maximum Target Power
LTE 2	23.3	22.3	21.3
LTE 4	23.3	22.3	21.3
LTE 5	24.0	23.0	22.0
LTE 7	22.5	21.5	20.5
LTE 12	24.0	23.0	22.0
LTE 13	24.0	23.0	22.0
LTE 17	24.0	23.0	22.0
LTE 38	24.0	23.0	22.0
LTE 41	24.5	23.5	22.5

WCDMA Max. Tune-up Power (Wi-Fi Tethering On)		
Mode	RMC 12.2K	HSDPA DC-HSDPA HSUPA
	Maximum Target Power	Maximum Target Power
WCDMA Band II	21.5	20.5
WCDMA Band IV	21.5	20.5

**LTE Max. Tune-up Power
(Wi-Fi Tethering On)**

Mode	QPSK	16QAM	64QAM
	Maximum Target Power	Maximum Target Power	Maximum Target Power
LTE 2	21.5	20.5	19.5
LTE 4	21.5	20.5	19.5

WLAN Tune-up Power

WLAN 2.4GHz

Mode	Channel	Frequency	MIMO Ant 4 Tune up	MIMO Ant 8 Tune up	MIMO Ant 4+8 Max Tune up
802.11b	1	2412	12.0	12.0	15.0
	6	2437	12.0	12.0	15.0
	11	2462	12.0	12.0	15.0
802.11g	1	2412	12.0	12.0	15.0
	6	2437	12.0	12.0	15.0
	11	2462	12.0	12.0	15.0
802.11n HT20	1	2412	12.0	12.0	15.0
	6	2437	12.0	12.0	15.0
	11	2462	12.0	12.0	15.0
802.11n HT40	3	2422	12.0	12.0	15.0
	6	2437	12.0	12.0	15.0
	9	2452	12.0	12.0	15.0
802.11ac VHT20	1	2412	12.0	12.0	15.0
	6	2437	12.0	12.0	15.0
	11	2462	12.0	12.0	15.0
802.11ac VHT40	3	2422	12.0	12.0	15.0
	6	2437	12.0	12.0	15.0
	9	2452	12.0	12.0	15.0
802.11ax HE20	1	2412	12.0	12.0	15.0
	6	2437	12.0	12.0	15.0
	11	2462	12.0	12.0	15.0
802.11ax HE40	3	2422	12.0	12.0	15.0
	6	2437	12.0	12.0	15.0
	9	2452	12.0	12.0	15.0

WLAN Tune-up Power

Bluetooth

Mode	Channel	Frequency	Tune up
BR / EDR	0	2402	11
	39	2441	11
	78	2480	11
LE	0	2402	7
	19	2440	7
	39	2480	7

WLAN Tune-up Power					
WLAN 5.2GHz					
Mode	Channel	Frequency	MIMO Ant 4 Tune up	MIMO Ant 8 Tune up	MIMO Ant 4+8 Max Tune up
802.11a	36	5180	12.0	12.0	15.0
	40	5200	12.0	12.0	15.0
	44	5220	12.0	12.0	15.0
	48	5240	12.0	12.0	15.0
802.11n HT20	36	5180	12.0	12.0	15.0
	40	5200	12.0	12.0	15.0
	44	5220	12.0	12.0	15.0
	48	5240	12.0	12.0	15.0
802.11n HT40	38	5190	12.0	12.0	15.0
	46	5230	12.0	12.0	15.0
802.11ac VHT20	36	5180	12.0	12.0	15.0
	40	5200	12.0	12.0	15.0
	44	5220	12.0	12.0	15.0
	48	5240	12.0	12.0	15.0
802.11ac VHT40	38	5190	12.0	12.0	15.0
	46	5230	12.0	12.0	15.0
802.11ac VHT80	42	5210	12.0	12.0	15.0
802.11ax HE20	36	5180	12.0	12.0	15.0
	40	5200	12.0	12.0	15.0
	44	5220	12.0	12.0	15.0
	48	5240	12.0	12.0	15.0
802.11ax HE40	38	5190	12.0	12.0	15.0
	46	5230	12.0	12.0	15.0
802.11ax HE80	42	5210	12.0	12.0	15.0

WLAN Tune-up Power

WLAN 5.3GHz

Mode	Channel	Frequency	MIMO Ant 4 Tune up	MIMO Ant 8 Tune up	MIMO Ant 4+8 Max Tune up
802.11a	52	5260	12.0	12.0	15.0
	56	5280	12.0	12.0	15.0
	60	5300	12.0	12.0	15.0
	64	5320	12.0	12.0	15.0
802.11n HT20	52	5260	12.0	12.0	15.0
	56	5280	12.0	12.0	15.0
	60	5300	12.0	12.0	15.0
	64	5320	12.0	12.0	15.0
802.11n HT40	54	5270	12.0	12.0	15.0
	62	5310	12.0	12.0	15.0
802.11ac VHT20	52	5260	12.0	12.0	15.0
	56	5280	12.0	12.0	15.0
	60	5300	12.0	12.0	15.0
	64	5320	12.0	12.0	15.0
802.11ac VHT40	54	5270	12.0	12.0	15.0
	62	5310	12.0	12.0	15.0
802.11ac VHT80	58	5290	12.0	12.0	15.0
802.11ac VHT160	50	5250	12.0	12.0	15.0
802.11ax HE20	52	5260	12.0	12.0	15.0
	56	5280	12.0	12.0	15.0
	60	5300	12.0	12.0	15.0
	64	5320	12.0	12.0	15.0
802.11ax HE40	54	5270	12.0	12.0	15.0
	62	5310	12.0	12.0	15.0
802.11ax HE80	58	5290	12.0	12.0	15.0
802.11ax HE160	50	5250	12.0	12.0	15.0

WLAN Tune-up Power					
WLAN 5.6GHz					
Mode	Channel	Frequency	MIMO Ant 4 Tune up	MIMO Ant 8 Tune up	MIMO Ant 4+8 Max Tune up
802.11a	100	5500	12.0	12.0	15.0
	116	5580	12.0	12.0	15.0
	120	5600	12.0	12.0	15.0
	124	5620	12.0	12.0	15.0
	132	5660	12.0	12.0	15.0
	140	5700	12.0	12.0	15.0
	144	5720	12.0	12.0	15.0
802.11n HT20	100	5500	12.0	12.0	15.0
	116	5580	12.0	12.0	15.0
	120	5600	12.0	12.0	15.0
	124	5620	12.0	12.0	15.0
	132	5660	12.0	12.0	15.0
	140	5700	12.0	12.0	15.0
	144	5720	12.0	12.0	15.0
802.11n HT40	102	5510	12.0	12.0	15.0
	110	5550	12.0	12.0	15.0
	118	5590	12.0	12.0	15.0
	126	5630	12.0	12.0	15.0
	134	5670	12.0	12.0	15.0
	142	5710	12.0	12.0	15.0
802.11ac VHT20	100	5500	12.0	12.0	15.0
	116	5580	12.0	12.0	15.0
	120	5600	12.0	12.0	15.0
	124	5620	12.0	12.0	15.0
	132	5660	12.0	12.0	15.0
	140	5700	12.0	12.0	15.0
	144	5720	12.0	12.0	15.0
802.11ac VHT40	102	5510	12.0	12.0	15.0
	110	5550	12.0	12.0	15.0
	118	5590	12.0	12.0	15.0
	126	5630	12.0	12.0	15.0
	134	5670	12.0	12.0	15.0
	142	5710	12.0	12.0	15.0
802.11ac VHT80	106	5530	12.0	12.0	15.0
	122	5610	12.0	12.0	15.0
	138	5690	12.0	12.0	15.0
802.11ac VHT160	114	5570	12.0	12.0	15.0
802.11ax HE20	100	5500	12.0	12.0	15.0
	116	5580	12.0	12.0	15.0
	120	5600	12.0	12.0	15.0
	124	5620	12.0	12.0	15.0
	132	5660	12.0	12.0	15.0
	140	5700	12.0	12.0	15.0
	144	5720	12.0	12.0	15.0
802.11ax HE40	102	5510	12.0	12.0	15.0
	110	5550	12.0	12.0	15.0
	118	5590	12.0	12.0	15.0
	126	5630	12.0	12.0	15.0
	134	5670	12.0	12.0	15.0
	142	5710	12.0	12.0	15.0
802.11ax HE80	106	5530	12.0	12.0	15.0
	122	5610	12.0	12.0	15.0
	138	5690	12.0	12.0	15.0
802.11ax HE160	114	5570	12.0	12.0	15.0

WLAN Tune-up Power

WLAN 5.8GHz

Mode	Channel	Frequency	MIMO Ant 4 Tune up	MIMO Ant 8 Tune up	MIMO Ant 4+8 Max Tune up
802.11a	149	5745	12.0	12.0	15.0
	153	5765	12.0	12.0	15.0
	157	5785	12.0	12.0	15.0
	161	5805	12.0	12.0	15.0
	165	5825	12.0	12.0	15.0
802.11n HT20	149	5745	12.0	12.0	15.0
	153	5765	12.0	12.0	15.0
	157	5785	12.0	12.0	15.0
	161	5805	12.0	12.0	15.0
	165	5825	12.0	12.0	15.0
802.11n HT40	151	5755	12.0	12.0	15.0
	159	5795	12.0	12.0	15.0
802.11ac VHT20	149	5745	12.0	12.0	15.0
	153	5765	12.0	12.0	15.0
	157	5785	12.0	12.0	15.0
	161	5805	12.0	12.0	15.0
	165	5825	12.0	12.0	15.0
802.11ac VHT40	151	5755	12.0	12.0	15.0
	159	5795	12.0	12.0	15.0
802.11ac VHT80	155	5775	12.0	12.0	15.0
802.11ax HE20	149	5745	12.0	12.0	15.0
	153	5765	12.0	12.0	15.0
	157	5785	12.0	12.0	15.0
	161	5805	12.0	12.0	15.0
	165	5825	12.0	12.0	15.0
802.11ax HE40	151	5755	12.0	12.0	15.0
	159	5795	12.0	12.0	15.0
802.11ax HE80	155	5775	12.0	12.0	15.0

Annex F. SAR Test Result

SAR Results for Head / Body-worn / Hotspot / Product Specific Exposure Condition.

Note:

1. SAR testing for WLAN was performed on the maximum power mode.
2. SAR testing for LTE was performed on the maximum power mode.
3. The "< 0.001" means there is no SAR value or the SAR is too low to be measured.
4. Since LTE of this device supports VOIP capability through 3rd party apps software, we have evaluated data mode for head SAR.

Annex E. Measured Conducted Power Result

The measuring conducted power (Unit: dBm) are shown as below.

GSM Conducted Power						
Band	GSM850			GSM1900		
Channel	128	189	251	512	661	810
Frequency	824.2	836.4	848.8	1850.2	1880	1909.8
GSM	32.88	32.80	32.86	29.83	29.87	29.78
GPRS 1Tx Slot	32.86	32.60	32.64	29.78	29.85	29.69
GPRS 2Tx Slot	31.16	30.98	31.09	27.73	27.80	27.70
GPRS 3Tx Slot	29.52	29.35	29.51	26.30	26.35	26.21
GPRS 4Tx Slot	28.61	28.51	28.28	25.35	25.47	25.26

Band	Source-Based Time-Averaged Power			Source-Based Time-Averaged Power		
	GSM850			GSM1900		
Channel	128	189	251	512	661	810
GSM	23.88	23.80	23.86	20.83	20.87	20.78
GPRS 1Tx Slot	23.86	23.60	23.64	20.78	20.85	20.69
GPRS 2Tx Slot	25.16	24.98	25.09	21.73	21.80	21.70
GPRS 3Tx Slot	25.26	25.09	25.25	22.04	22.09	21.95
GPRS 4Tx Slot	25.61	25.51	25.28	22.35	22.47	22.26

WCDMA Conducted Power

Band	WCDMA II			WCDMA IV			WCDMA V		
TX Channel	9262	9400	9538	1312	1413	1513	4132	4182	4233
Rx Channel	9662	9800	9938	1537	1638	1738	4357	4407	4458
Frequency	1852.4	1880	1907.6	1712.4	1732.6	1752.6	826.4	836.4	846.6
RMC 12.2K	22.87	22.94	22.86	22.28	23.02	22.46	23.39	23.48	23.34
HSDPA Subtest-1	21.77	21.96	21.87	21.24	21.96	21.45	22.35	22.42	22.33
HSDPA Subtest-2	20.54	20.85	21.00	21.20	21.97	21.51	22.31	22.43	22.39
HSDPA Subtest-3	20.13	20.35	20.47	20.68	21.47	21.03	21.79	21.93	21.91
HSDPA Subtest-4	20.04	20.27	20.48	20.74	21.50	21.04	21.85	21.96	21.92
HSUPA Subtest-1	20.60	20.76	21.05	21.26	22.00	21.47	22.37	22.46	22.35
HSUPA Subtest-2	18.58	18.81	19.06	19.26	20.00	19.47	20.37	20.46	20.35
HSUPA Subtest-3	19.56	19.76	19.98	20.17	21.01	20.45	21.28	21.47	21.33
HSUPA Subtest-4	18.61	18.88	18.97	19.27	19.94	19.54	20.38	20.40	20.42
HSUPA Subtest-5	20.55	20.76	20.97	21.26	21.89	21.52	22.37	22.35	22.40

WCDMA Conducted Power (Wi-Fi Tethering On)						
Band	WCDMA II			WCDMA IV		
TX Channel	9262	9400	9538	1312	1413	1513
Rx Channel	9662	9800	9938	1537	1638	1738
Frequency	1852.4	1880	1907.6	1712.4	1732.6	1752.6
RMC 12.2K	20.97	21.23	21.14	20.72	20.91	20.81
HSDPA Subtest-1	20.01	20.24	20.17	19.76	19.92	19.84
HSDPA Subtest-2	20.00	19.98	20.16	19.75	19.66	19.83
HSDPA Subtest-3	19.53	19.48	19.65	19.28	19.16	19.32
HSDPA Subtest-4	19.52	19.73	19.68	19.27	19.41	19.35
HSUPA Subtest-1	19.97	20.14	20.08	19.72	19.82	19.75
HSUPA Subtest-2	17.90	18.18	18.13	17.65	17.86	17.80
HSUPA Subtest-3	18.95	18.92	19.02	18.70	18.60	18.69
HSUPA Subtest-4	18.01	17.92	18.16	17.76	17.60	17.83
HSUPA Subtest-5	19.90	20.21	20.10	19.65	19.89	19.77

LTE Conducted Power							
LTE Band 2							
BW	MCS Index	RB Size	RB Offset	Low	Mid	High	3GPP MPR (dB)
		Channel		18700	18900	19100	
		Frequency (MHz)		1860	1880	1900	
20M	QPSK	1	0	22.58	22.76	22.61	0
		1	50	22.34	22.57	22.38	0
		1	99	22.29	22.45	22.37	0
		50	0	21.37	21.59	21.42	1
		50	25	21.42	21.52	21.43	1
		50	50	21.32	21.50	21.40	1
		100	0	21.52	21.69	21.60	1
20M	16QAM	1	0	21.54	21.78	21.61	1
		1	50	21.51	21.65	21.52	1
		1	99	21.49	21.58	21.46	1
		50	0	20.54	20.62	20.55	2
		50	25	20.41	20.63	20.51	2
		50	50	20.42	20.51	20.41	2
		100	0	20.40	20.58	20.47	2
20M	64QAM	1	0	20.42	20.68	20.55	2
		1	50	20.38	20.62	20.53	2
		1	99	20.44	20.56	20.41	2
		50	0	19.46	19.62	19.53	3
		50	25	19.48	19.64	19.50	3
		50	50	19.43	19.51	19.48	3
		100	0	19.59	19.70	19.67	3
BW	MCS Index	Channel		18675	18900	19125	3GPP MPR
		Frequency (MHz)		1857.5	1880	1902.5	
15M	QPSK	1	0	21.61	21.79	21.62	0
		1	37	21.42	21.61	21.46	0
		1	74	21.37	21.50	21.35	0
		36	0	20.51	20.60	20.47	1
		36	19	20.45	20.63	20.55	1
		36	39	20.45	20.62	20.47	1
		75	0	20.61	20.76	20.60	1
15M	16QAM	1	0	20.56	20.81	20.66	1
		1	37	20.59	20.66	20.63	1
		1	74	20.44	20.65	20.60	1
		36	0	19.50	19.77	19.63	2
		36	19	19.47	19.59	19.55	2
		36	39	19.48	19.65	19.49	2
		75	0	19.49	19.72	19.51	2
15M	64QAM	1	0	19.53	19.67	19.53	2
		1	37	19.49	19.61	19.57	2
		1	74	19.48	19.60	19.53	2
		36	0	18.52	18.67	18.65	3
		36	19	18.54	18.67	18.56	3
		36	39	18.40	18.60	18.49	3
		75	0	18.61	18.78	18.70	3

LTE Conducted Power							
LTE Band 2							
BW	MCS Index	Channel		18650	18900	19150	3GPP MPR
		Frequency (MHz)		1855	1880	1905	
10M	QPSK	1	0	21.60	21.75	21.68	0
		1	24	21.37	21.58	21.48	0
		1	49	21.29	21.48	21.35	0
		25	0	20.45	20.60	20.48	1
		25	12	20.45	20.57	20.51	1
		25	25	20.47	20.61	20.43	1
		50	0	20.61	20.73	20.57	1
10M	16QAM	1	0	20.61	20.76	20.62	1
		1	24	20.59	20.76	20.61	1
		1	49	20.53	20.70	20.54	1
		25	0	19.59	19.76	19.59	2
		25	12	19.49	19.58	19.55	2
		25	25	19.40	19.60	19.47	2
		50	0	19.55	19.69	19.61	2
10M	64QAM	1	0	19.53	19.73	19.62	2
		1	24	19.49	19.66	19.49	2
		1	49	19.43	19.65	19.48	2
		25	0	18.52	18.69	18.63	3
		25	12	18.45	18.66	18.61	3
		25	25	18.47	18.66	18.48	3
		50	0	18.62	18.76	18.67	3
BW	MCS Index	Channel		18625	18900	19175	3GPP MPR
		Frequency (MHz)		1852.5	1880	1907.5	
5M	QPSK	1	0	21.58	21.74	21.60	0
		1	12	21.39	21.55	21.45	0
		1	24	21.30	21.51	21.38	0
		12	0	20.51	20.58	20.51	1
		12	6	20.43	20.58	20.53	1
		12	13	20.41	20.56	20.48	1
		25	0	20.58	20.76	20.64	1
5M	16QAM	1	0	20.61	20.74	20.67	1
		1	12	20.52	20.74	20.65	1
		1	24	20.49	20.61	20.60	1
		12	0	19.50	19.69	19.66	2
		12	6	19.44	19.63	19.47	2
		12	13	19.40	19.57	19.54	2
		25	0	19.52	19.67	19.57	2
5M	64QAM	1	0	19.50	19.65	19.57	2
		1	12	19.51	19.68	19.50	2
		1	24	19.45	19.61	19.45	2
		12	0	18.57	18.72	18.65	3
		12	6	18.51	18.64	18.53	3
		12	13	18.41	18.65	18.47	3
		25	0	18.57	18.78	18.72	3

LTE Conducted Power							
LTE Band 2							
BW	MCS Index	Channel		18615	18900	19185	3GPP MPR
		Frequency (MHz)		1851.5	1880	1908.5	
3M	QPSK	1	0	21.64	21.79	21.65	0
		1	7	21.38	21.63	21.46	0
		1	14	21.30	21.56	21.42	0
		8	0	20.42	20.68	20.55	1
		8	3	20.47	20.65	20.49	1
		8	7	20.45	20.61	20.49	1
		15	0	20.59	20.74	20.58	1
3M	16QAM	1	0	20.61	20.81	20.64	1
		1	7	20.55	20.75	20.63	1
		1	14	20.53	20.71	20.53	1
		8	0	19.56	19.70	19.65	2
		8	3	19.51	19.61	19.57	2
		8	7	19.44	19.64	19.49	2
		15	0	19.48	19.68	19.57	2
3M	64QAM	1	0	19.48	19.68	19.60	2
		1	7	19.52	19.62	19.57	2
		1	14	19.49	19.65	19.52	2
		8	0	18.51	18.68	18.64	3
		8	3	18.46	18.66	18.61	3
		8	7	18.45	18.62	18.49	3
		15	0	18.58	18.76	18.70	3
BW	MCS Index	Channel		18607	18900	19193	3GPP MPR
		Frequency (MHz)		1850.7	1880	1909.3	
1.4M	QPSK	1	0	21.64	21.74	21.65	0
		1	2	21.44	21.61	21.50	0
		1	5	21.35	21.50	21.36	0
		3	0	21.43	21.66	21.49	0
		3	1	21.49	21.61	21.51	0
		3	3	21.37	21.59	21.46	0
		6	0	20.60	20.69	20.67	1
1.4M	16QAM	1	0	20.57	20.83	20.71	1
		1	2	20.49	20.71	20.63	1
		1	5	20.49	20.62	20.52	1
		3	0	20.59	20.75	20.66	1
		3	1	20.47	20.59	20.54	1
		3	3	20.46	20.59	20.54	1
		6	0	19.48	19.64	19.52	2
1.4M	64QAM	1	0	19.56	19.67	19.52	2
		1	2	19.42	19.68	19.58	2
		1	5	19.39	19.66	19.54	2
		3	0	19.52	19.72	19.61	2
		3	1	19.50	19.68	19.55	2
		3	3	19.39	19.58	19.45	2
		6	0	18.62	18.80	18.72	3

LTE Conducted Power							
LTE Band 4							
BW	MCS Index	RB Size	RB Offset	Low	Mid	High	3GPP MPR (dB)
		Channel		20050	20175	20300	
		Frequency (MHz)		1720	1732.5	1745	
20M	QPSK	1	0	22.43	22.55	22.38	0
		1	50	22.20	22.26	22.09	0
		1	99	22.11	22.22	22.17	0
		50	0	21.29	21.51	21.28	1
		50	25	21.18	21.39	21.21	1
		50	50	21.11	21.29	21.17	1
		100	0	21.18	21.35	21.17	1
20M	16QAM	1	0	21.62	21.86	21.61	1
		1	50	21.37	21.52	21.33	1
		1	99	21.34	21.47	21.32	1
		50	0	20.24	20.38	20.20	2
		50	25	20.21	20.33	20.15	2
		50	50	20.10	20.28	20.17	2
		100	0	20.15	20.29	20.17	2
20M	64QAM	1	0	20.69	20.87	20.67	2
		1	50	20.58	20.77	20.56	2
		1	99	20.37	20.52	20.39	2
		50	0	19.26	19.37	19.23	3
		50	25	19.19	19.34	19.21	3
		50	50	19.09	19.31	19.13	3
		100	0	19.20	19.40	19.22	3
BW	MCS Index	Channel		20025	20175	20325	3GPP MPR
		Frequency (MHz)		1717.5	1732.5	1747.5	
15M	QPSK	1	0	21.46	21.58	21.39	0
		1	37	21.19	21.32	21.16	0
		1	74	21.16	21.18	21.21	0
		36	0	20.35	20.50	20.39	1
		36	19	20.21	20.37	20.22	1
		36	39	20.24	20.32	20.23	1
		75	0	20.18	20.35	20.15	1
15M	16QAM	1	0	20.69	20.88	20.71	1
		1	37	20.49	20.65	20.47	1
		1	74	20.38	20.50	20.37	1
		36	0	19.27	19.48	19.32	2
		36	19	19.25	19.39	19.22	2
		36	39	19.24	19.38	19.20	2
		75	0	19.14	19.32	19.17	2
15M	64QAM	1	0	19.70	19.84	19.69	2
		1	37	19.65	19.84	19.68	2
		1	74	19.42	19.60	19.36	2
		36	0	18.29	18.39	18.23	3
		36	19	18.22	18.44	18.23	3
		36	39	18.22	18.38	18.19	3
		75	0	18.26	18.45	18.26	3

LTE Conducted Power							
LTE Band 4							
BW	MCS Index	Channel		20000	20175	20350	3GPP MPR
		Frequency (MHz)		1715	1732.5	1750	
10M	QPSK	1	0	21.40	21.57	21.43	0
		1	24	21.20	21.37	21.18	0
		1	49	21.11	21.21	21.20	0
		25	0	20.41	20.53	20.38	1
		25	12	20.22	20.38	20.23	1
		25	25	20.17	20.32	20.20	1
		50	0	20.23	20.42	20.17	1
10M	16QAM	1	0	20.67	20.89	20.68	1
		1	24	20.47	20.63	20.39	1
		1	49	20.38	20.52	20.27	1
		25	0	19.31	19.49	19.30	2
		25	12	19.22	19.44	19.21	2
		25	25	19.22	19.41	19.17	2
		50	0	19.16	19.32	19.17	2
10M	64QAM	1	0	19.75	19.84	19.67	2
		1	24	19.67	19.86	19.62	2
		1	49	19.40	19.59	19.40	2
		25	0	18.30	18.43	18.31	3
		25	12	18.28	18.41	18.17	3
		25	25	18.22	18.35	18.24	3
		50	0	18.28	18.41	18.21	3
BW	MCS Index	Channel		19975	20175	20375	3GPP MPR
		Frequency (MHz)		1712.5	1732.5	1752.5	
5M	QPSK	1	0	21.39	21.57	21.46	0
		1	12	21.17	21.39	21.15	0
		1	24	21.16	21.20	21.13	0
		12	0	20.41	20.47	20.37	1
		12	6	20.19	20.41	20.24	1
		12	13	20.21	20.37	20.23	1
		25	0	20.17	20.37	20.19	1
5M	16QAM	1	0	20.67	20.83	20.74	1
		1	12	20.45	20.60	20.39	1
		1	24	20.38	20.53	20.28	1
		12	0	19.24	19.46	19.23	2
		12	6	19.21	19.42	19.24	2
		12	13	19.24	19.32	19.18	2
		25	0	19.12	19.31	19.13	2
5M	64QAM	1	0	19.73	19.84	19.66	2
		1	12	19.63	19.86	19.62	2
		1	24	19.45	19.54	19.34	2
		12	0	18.33	18.40	18.31	3
		12	6	18.22	18.38	18.16	3
		12	13	18.22	18.29	18.18	3
		25	0	18.23	18.47	18.29	3

LTE Conducted Power							
LTE Band 4							
BW	MCS Index	Channel		19965	20175	20385	3GPP MPR
		Frequency (MHz)		1711.5	1732.5	1753.5	
3M	QPSK	1	0	21.42	21.59	21.40	0
		1	7	21.22	21.34	21.14	0
		1	14	21.14	21.20	21.18	0
		8	0	20.36	20.56	20.34	1
		8	3	20.28	20.37	20.22	1
		8	7	20.20	20.34	20.22	1
		15	0	20.18	20.43	20.18	1
3M	16QAM	1	0	20.76	20.87	20.73	1
		1	7	20.42	20.55	20.42	1
		1	14	20.37	20.55	20.37	1
		8	0	19.32	19.41	19.25	2
		8	3	19.27	19.39	19.20	2
		8	7	19.18	19.32	19.16	2
		15	0	19.11	19.30	19.20	2
3M	64QAM	1	0	19.71	19.90	19.64	2
		1	7	19.66	19.80	19.69	2
		1	14	19.36	19.53	19.35	2
		8	0	18.28	18.44	18.27	3
		8	3	18.18	18.38	18.19	3
		8	7	18.18	18.37	18.17	3
		15	0	18.23	18.37	18.25	3
BW	MCS Index	Channel		19957	20175	20393	3GPP MPR
		Frequency (MHz)		1710.7	1732.5	1754.3	
1.4M	QPSK	1	0	21.44	21.57	21.43	0
		1	2	21.15	21.40	21.14	0
		1	5	21.21	21.25	21.15	0
		3	0	21.37	21.54	21.34	0
		3	1	21.26	21.37	21.25	0
		3	3	21.26	21.34	21.15	0
		6	0	20.27	20.33	20.20	1
1.4M	16QAM	1	0	20.77	20.87	20.70	1
		1	2	20.49	20.55	20.37	1
		1	5	20.38	20.45	20.28	1
		3	0	20.26	20.48	20.25	1
		3	1	20.27	20.37	20.26	1
		3	3	20.22	20.32	20.15	1
		6	0	19.14	19.28	19.20	2
1.4M	64QAM	1	0	19.68	19.83	19.73	2
		1	2	19.68	19.77	19.60	2
		1	5	19.39	19.58	19.42	2
		3	0	19.25	19.49	19.21	2
		3	1	19.19	19.41	19.20	2
		3	3	19.13	19.34	19.25	2
		6	0	18.21	18.46	18.22	3

LTE Conducted Power							
LTE Band 5							
BW	MCS Index	RB Size	RB Offset	Low	Mid	High	3GPP MPR (dB)
		Channel		20450	20525	20600	
		Frequency (MHz)		829	836.5	844	
10M	QPSK	1	0	23.49	23.72	23.59	0
		1	24	23.39	23.48	23.47	0
		1	49	23.40	23.50	23.47	0
		25	0	22.48	22.57	22.54	1
		25	12	22.44	22.53	22.48	1
		25	25	22.32	22.43	22.43	1
		50	0	22.52	22.63	22.49	1
10M	16QAM	1	0	22.44	22.59	22.41	1
		1	24	22.32	22.50	22.21	1
		1	49	22.63	22.13	22.41	1
		25	0	21.52	21.60	21.51	2
		25	12	21.50	21.57	21.56	2
		25	25	21.42	21.60	21.54	2
		50	0	21.36	21.55	21.46	2
10M	64QAM	1	0	21.55	21.47	21.68	2
		1	24	21.59	21.72	21.65	2
		1	49	21.30	21.45	21.41	2
		25	0	20.47	20.64	20.52	3
		25	12	20.45	20.60	20.46	3
		25	25	20.48	20.55	20.50	3
		50	0	20.41	20.56	20.46	3
BW	MCS Index	Channel		20425	20525	20625	3GPP MPR
		Frequency (MHz)		826.5	836.5	846.5	
5M	QPSK	1	0	22.51	22.65	22.56	0
		1	12	22.37	22.56	22.44	0
		1	24	22.42	22.53	22.42	0
		12	0	21.47	21.61	21.58	1
		12	6	21.44	21.50	21.46	1
		12	13	21.39	21.46	21.42	1
		25	0	21.50	21.60	21.53	1
5M	16QAM	1	0	21.42	21.52	21.36	1
		1	12	21.36	21.46	21.21	1
		1	24	21.63	21.14	21.41	1
		12	0	20.49	20.59	20.55	2
		12	6	20.48	20.65	20.55	2
		12	13	20.46	20.54	20.57	2
		25	0	20.43	20.51	20.40	2
5M	64QAM	1	0	20.64	20.43	20.66	2
		1	12	20.52	20.65	20.61	2
		1	24	20.32	20.40	20.34	2
		12	0	19.48	19.67	19.55	3
		12	6	19.51	19.56	19.47	3
		12	13	19.48	19.54	19.46	3
		25	0	19.38	19.49	19.44	3

LTE Conducted Power							
LTE Band 5							
BW	MCS Index	Channel		20415	20525	20635	3GPP MPR
		Frequency (MHz)		825.5	836.5	847.5	
3M	QPSK	1	0	22.56	22.71	22.62	0
		1	7	22.35	22.47	22.42	0
		1	14	22.40	22.53	22.38	0
		8	0	21.52	21.58	21.58	1
		8	3	21.44	21.47	21.44	1
		8	7	21.32	21.43	21.40	1
		15	0	21.48	21.58	21.47	1
3M	16QAM	1	0	21.37	21.52	21.32	1
		1	7	21.35	21.47	21.24	1
		1	14	21.69	21.21	21.37	1
		8	0	20.54	20.62	20.51	2
		8	3	20.48	20.61	20.53	2
		8	7	20.50	20.57	20.52	2
		15	0	20.39	20.48	20.46	2
3M	64QAM	1	0	20.64	20.45	20.59	2
		1	7	20.60	20.68	20.64	2
		1	14	20.36	20.41	20.34	2
		8	0	19.49	19.64	19.55	3
		8	3	19.48	19.53	19.49	3
		8	7	19.47	19.51	19.47	3
		15	0	19.41	19.49	19.48	3
BW	MCS Index	Channel		20407	20525	20643	3GPP MPR
		Frequency (MHz)		824.7	836.5	848.3	
1.4M	QPSK	1	0	22.51	22.68	22.62	0
		1	2	22.35	22.53	22.49	0
		1	5	22.42	22.51	22.41	0
		3	0	22.44	22.59	22.56	0
		3	1	22.45	22.51	22.43	0
		3	3	22.35	22.45	22.45	0
		6	0	21.49	21.59	21.50	1
1.4M	16QAM	1	0	21.42	21.56	21.39	1
		1	2	21.29	21.45	21.22	1
		1	5	21.61	21.15	21.39	1
		3	0	21.50	21.60	21.54	1
		3	1	21.47	21.60	21.50	1
		3	3	21.47	21.60	21.50	1
		6	0	20.43	20.57	20.44	2
1.4M	64QAM	1	0	20.61	20.42	20.67	2
		1	2	20.50	20.69	20.62	2
		1	5	20.31	20.46	20.32	2
		3	0	20.50	20.68	20.57	2
		3	1	20.48	20.54	20.46	2
		3	3	20.39	20.60	20.53	2
		6	0	19.44	19.54	19.44	3

LTE Conducted Power							
LTE Band 7							
BW	MCS Index	RB Size	RB Offset	Low	Mid	High	3GPP MPR (dB)
		Channel		20850	21100	21350	
		Frequency (MHz)		2510	2535	2560	
20M	QPSK	1	0	21.71	21.90	21.69	0
		1	50	21.61	21.52	21.48	0
		1	99	21.43	21.51	21.36	0
		50	0	20.57	20.73	20.63	1
		50	25	20.49	20.52	20.46	1
		50	50	20.54	20.52	20.41	1
		100	0	20.65	20.59	20.52	1
20M	16QAM	1	0	20.83	20.84	20.74	1
		1	50	20.84	20.67	20.63	1
		1	99	20.64	20.73	20.74	1
		50	0	19.63	19.57	19.62	2
		50	25	19.64	19.67	19.54	2
		50	50	19.72	19.67	19.52	2
		100	0	19.63	19.63	19.66	2
20M	64QAM	1	0	19.67	19.58	19.56	2
		1	50	19.55	19.59	19.40	2
		1	99	19.41	19.38	19.40	2
		50	0	18.67	18.74	18.60	3
		50	25	18.55	18.63	18.56	3
		50	50	18.51	18.60	18.47	3
		100	0	18.56	18.55	18.54	3
BW	MCS Index	Channel		20825	21100	21375	3GPP MPR
		Frequency (MHz)		2507.5	2535	2562.5	
15M	QPSK	1	0	21.63	21.74	21.66	0
		1	37	21.49	21.49	21.39	0
		1	74	21.40	21.44	21.37	0
		36	0	20.56	20.61	20.67	1
		36	19	20.36	20.59	20.49	1
		36	39	20.51	20.45	20.33	1
		75	0	20.56	20.62	20.47	1
15M	16QAM	1	0	20.91	20.86	20.77	1
		1	37	20.75	20.63	20.54	1
		1	74	20.53	20.67	20.55	1
		36	0	19.60	19.58	19.53	2
		36	19	19.70	19.67	19.48	2
		36	39	19.57	19.55	19.46	2
		75	0	19.51	19.52	19.55	2
15M	64QAM	1	0	19.53	19.65	19.57	2
		1	37	19.51	19.52	19.36	2
		1	74	19.42	19.42	19.27	2
		36	0	18.63	18.69	18.70	3
		36	19	18.60	18.47	18.50	3
		36	39	18.47	18.48	18.37	3
		75	0	18.56	18.46	18.45	3

LTE Conducted Power							
LTE Band 7							
BW	MCS Index	Channel		20800	21100	21400	3GPP MPR
		Frequency (MHz)		2505	2535	2565	
10M	QPSK	1	0	21.60	21.86	21.56	0
		1	24	21.56	21.58	21.51	0
		1	49	21.53	21.49	21.38	0
		25	0	20.59	20.63	20.61	1
		25	12	20.41	20.52	20.39	1
		25	25	20.51	20.50	20.40	1
		50	0	20.57	20.62	20.44	1
10M	16QAM	1	0	20.81	20.76	20.75	1
		1	24	20.67	20.71	20.65	1
		1	49	20.59	20.55	20.61	1
		25	0	19.52	19.64	19.54	2
		25	12	19.65	19.65	19.47	2
		25	25	19.64	19.47	19.38	2
		50	0	19.54	19.53	19.51	2
10M	64QAM	1	0	19.68	19.69	19.58	2
		1	24	19.45	19.43	19.42	2
		1	49	19.37	19.45	19.36	2
		25	0	18.63	18.65	18.69	3
		25	12	18.56	18.52	18.53	3
		25	25	18.40	18.58	18.29	3
		50	0	18.44	18.49	18.56	3
BW	MCS Index	Channel		20775	21100	21425	3GPP MPR
		Frequency (MHz)		2502.5	2535	2567.5	
5M	QPSK	1	0	21.64	21.65	21.57	0
		1	12	21.51	21.61	21.54	0
		1	24	21.52	21.38	21.35	0
		12	0	20.59	20.69	20.64	1
		12	6	20.48	20.53	20.41	1
		12	13	20.58	20.50	20.39	1
		25	0	20.63	20.48	20.33	1
5M	16QAM	1	0	20.76	20.79	20.73	1
		1	12	20.75	20.68	20.60	1
		1	24	20.67	20.64	20.66	1
		12	0	19.57	19.61	19.57	2
		12	6	19.61	19.74	19.57	2
		12	13	19.68	19.53	19.50	2
		25	0	19.60	19.57	19.53	2
5M	64QAM	1	0	19.51	19.64	19.45	2
		1	12	19.47	19.49	19.44	2
		1	24	19.46	19.35	19.36	2
		12	0	18.73	18.62	18.59	3
		12	6	18.59	18.57	18.40	3
		12	13	18.56	18.60	18.40	3
		25	0	18.49	18.44	18.51	3

LTE Conducted Power							
LTE Band 12							
BW	MCS Index	RB Size	RB Offset	Low	Mid	High	3GPP MPR (dB)
		Channel		23060	23095	23130	
		Frequency (MHz)		704	707.5	711	
10M	QPSK	1	0	23.42	23.51	23.27	0
		1	24	23.26	23.29	23.14	0
		1	49	23.21	23.24	22.98	0
		25	0	22.41	22.45	22.31	1
		25	12	22.30	22.33	22.11	1
		25	25	22.29	22.30	22.09	1
		50	0	22.31	22.38	22.14	1
10M	16QAM	1	0	22.64	22.67	22.51	1
		1	24	22.44	22.54	22.29	1
		1	49	22.39	22.49	22.20	1
		25	0	21.37	21.47	21.20	2
		25	12	21.32	21.42	21.24	2
		25	25	21.31	21.38	21.13	2
		50	0	21.34	21.40	21.24	2
10M	64QAM	1	0	21.41	21.55	21.28	2
		1	24	21.46	21.43	21.32	2
		1	49	21.34	21.45	21.25	2
		25	0	20.44	20.44	20.33	3
		25	12	20.35	20.40	20.21	3
		25	25	20.37	20.40	20.23	3
		50	0	20.37	20.40	20.20	3
BW	MCS Index	Channel		23035	23095	23155	3GPP MPR
		Frequency (MHz)		701.5	707.5	713.5	
5M	QPSK	1	0	22.35	22.50	22.18	0
		1	12	22.24	22.29	22.09	0
		1	24	22.11	22.23	21.89	0
		12	0	21.40	21.43	21.22	1
		12	6	21.23	21.32	21.05	1
		12	13	21.24	21.22	21.03	1
		25	0	21.25	21.28	21.10	1
5M	16QAM	1	0	21.64	21.66	21.44	1
		1	12	21.44	21.48	21.25	1
		1	24	21.30	21.41	21.15	1
		12	0	20.34	20.38	20.11	2
		12	6	20.31	20.35	20.15	2
		12	13	20.26	20.33	20.09	2
		25	0	20.32	20.39	20.14	2
5M	64QAM	1	0	20.33	20.54	20.21	2
		1	12	20.37	20.39	20.31	2
		1	24	20.28	20.42	20.25	2
		12	0	19.35	19.38	19.28	3
		12	6	19.35	19.32	19.15	3
		12	13	19.32	19.37	19.16	3
		25	0	19.34	19.30	19.10	3

LTE Conducted Power							
LTE Band 12							
BW	MCS Index	Channel		23025	23095	23165	3GPP MPR
		Frequency (MHz)		700.5	707.5	714.5	
3M	QPSK	1	0	22.34	22.47	22.24	0
		1	7	22.22	22.27	22.14	0
		1	14	22.20	22.23	21.93	0
		8	0	21.34	21.40	21.30	1
		8	3	21.22	21.23	21.06	1
		8	7	21.20	21.28	21.02	1
		15	0	21.29	21.29	21.04	1
3M	16QAM	1	0	21.63	21.62	21.41	1
		1	7	21.41	21.46	21.22	1
		1	14	21.38	21.44	21.15	1
		8	0	20.31	20.37	20.18	2
		8	3	20.28	20.33	20.16	2
		8	7	20.29	20.31	20.13	2
		15	0	20.27	20.37	20.19	2
3M	64QAM	1	0	20.39	20.54	20.23	2
		1	7	20.42	20.43	20.28	2
		1	14	20.24	20.37	20.18	2
		8	0	19.35	19.34	19.26	3
		8	3	19.35	19.38	19.11	3
		8	7	19.35	19.33	19.21	3
		15	0	19.37	19.34	19.12	3
BW	MCS Index	Channel		23017	23095	23173	3GPP MPR
		Frequency (MHz)		699.7	707.5	715.3	
1.4M	QPSK	1	0	22.32	22.50	22.27	0
		1	2	22.25	22.24	22.05	0
		1	5	22.14	22.14	21.90	0
		3	0	22.41	22.40	22.28	0
		3	1	22.22	22.32	22.10	0
		3	3	22.29	22.28	22.06	0
		6	0	21.26	21.38	21.05	1
1.4M	16QAM	1	0	21.57	21.63	21.44	1
		1	2	21.42	21.49	21.19	1
		1	5	21.38	21.40	21.15	1
		3	0	21.31	21.44	21.13	1
		3	1	21.30	21.38	21.23	1
		3	3	21.25	21.32	21.09	1
		6	0	20.24	20.32	20.15	2
1.4M	64QAM	1	0	20.39	20.51	20.19	2
		1	2	20.44	20.33	20.22	2
		1	5	20.26	20.40	20.22	2
		3	0	20.43	20.34	20.30	2
		3	1	20.32	20.32	20.15	2
		3	3	20.31	20.40	20.15	2
		6	0	19.35	19.34	19.12	3

LTE Conducted Power							
LTE Band 13							
BW	MCS Index	RB Size	RB Offset		Mid		3GPP MPR (dB)
		Channel			23230		
		Frequency (MHz)			782		
10M	QPSK	1	0		23.39		0
		1	24		23.31		0
		1	49		23.13		0
		25	0		22.45		1
		25	12		22.31		1
		25	25		22.35		1
		50	0		22.36		1
10M	16QAM	1	0		22.60		1
		1	24		22.42		1
		1	49		22.32		1
		25	0		21.41		2
		25	12		21.26		2
		25	25		21.32		2
		50	0		21.38		2
10M	64QAM	1	0		21.64		2
		1	24		21.63		2
		1	49		21.29		2
		25	0		20.35		3
		25	12		20.26		3
		25	25		20.24		3
		50	0		20.44		3
BW	MCS Index	Channel		23205	23230	23255	3GPP MPR
		Frequency (MHz)		779.5	782	784.5	
5M	QPSK	1	0	22.48	22.56	22.46	0
		1	12	22.34	22.43	22.40	0
		1	24	22.24	22.27	22.35	0
		12	0	21.63	21.65	21.58	1
		12	6	21.54	21.54	21.49	1
		12	13	21.51	21.50	21.40	1
		25	0	21.47	21.54	21.52	1
5M	16QAM	1	0	21.83	21.87	21.81	1
		1	12	21.57	21.67	21.54	1
		1	24	21.37	21.53	21.37	1
		12	0	20.53	20.58	20.55	2
		12	6	20.47	20.43	20.44	2
		12	13	20.52	20.50	20.46	2
		25	0	20.52	20.56	20.56	2
5M	64QAM	1	0	20.74	20.78	20.66	2
		1	12	20.75	20.80	20.84	2
		1	24	20.56	20.55	20.51	2
		12	0	19.59	19.57	19.61	3
		12	6	19.48	19.51	19.37	3
		12	13	19.34	19.44	19.36	3
		25	0	19.70	19.73	19.63	3

LTE Conducted Power							
LTE Band 17							
BW	MCS Index	RB Size	RB Offset	Low	Mid	High	3GPP MPR (dB)
		Channel		23780	23790	23800	
		Frequency (MHz)		709	710	711	
10M	QPSK	1	0	23.39	23.52	23.33	0
		1	24	23.24	23.44	23.16	0
		1	49	23.19	23.35	23.13	0
		25	0	22.24	22.37	22.16	1
		25	12	22.22	22.31	22.08	1
		25	25	22.12	22.36	22.15	1
		50	0	22.17	22.38	22.17	1
10M	16QAM	1	0	22.17	22.26	22.34	1
		1	24	22.54	22.64	22.44	1
		1	49	22.43	22.57	22.29	1
		25	0	21.24	21.40	21.20	2
		25	12	21.19	21.32	21.02	2
		25	25	21.16	21.25	21.02	2
		50	0	21.21	21.35	21.16	2
10M	64QAM	1	0	21.50	21.62	21.42	2
		1	24	21.41	21.46	21.29	2
		1	49	21.24	21.46	21.19	2
		25	0	20.32	20.46	20.21	3
		25	12	20.26	20.45	20.18	3
		25	25	20.31	20.40	20.19	3
		50	0	20.26	20.38	20.15	3
BW	MCS Index	Channel		23755	23790	23825	3GPP MPR
		Frequency (MHz)		706.5	710	713.5	
5M	QPSK	1	0	22.54	22.73	22.53	0
		1	12	22.41	22.65	22.41	0
		1	24	22.41	22.54	22.29	0
		12	0	21.49	21.57	21.41	1
		12	6	21.37	21.48	21.23	1
		12	13	21.29	21.52	21.39	1
		25	0	21.38	21.63	21.37	1
5M	16QAM	1	0	21.42	21.43	21.59	1
		1	12	21.79	21.83	21.62	1
		1	24	21.60	21.82	21.53	1
		12	0	20.43	20.63	20.38	2
		12	6	20.41	20.56	20.24	2
		12	13	20.40	20.49	20.20	2
		25	0	20.46	20.55	20.36	2
5M	64QAM	1	0	20.69	20.77	20.61	2
		1	12	20.60	20.71	20.44	2
		1	24	20.40	20.61	20.43	2
		12	0	19.52	19.65	19.42	3
		12	6	19.46	19.63	19.40	3
		12	13	19.55	19.63	19.39	3
		25	0	19.49	19.54	19.37	3

LTE Conducted Power							
LTE Band 38							
BW	MCS Index	RB Size	RB Offset	Low	Mid	High	3GPP MPR (dB)
		Channel		37850	38000	38150	
		Frequency (MHz)		2580	2595	2610	
20M	QPSK	1	0	23.43	23.35	23.56	0
		1	50	22.97	23.06	23.19	0
		1	99	22.97	23.03	23.15	0
		50	0	21.95	22.03	22.21	1
		50	25	21.95	22.08	22.14	1
		50	50	21.80	21.97	22.07	1
		100	0	21.92	21.99	22.13	1
20M	16QAM	1	0	22.13	22.25	22.35	1
		1	50	21.94	22.03	22.14	1
		1	99	21.86	22.06	22.08	1
		50	0	20.91	20.98	21.16	2
		50	25	20.87	21.00	21.13	2
		50	50	20.77	20.96	21.04	2
		100	0	20.88	20.94	21.04	2
20M	64QAM	1	0	20.88	21.06	21.16	2
		1	50	20.88	20.89	20.99	2
		1	99	20.84	20.84	20.92	2
		50	0	19.95	20.08	20.18	3
		50	25	19.82	19.94	20.00	3
		50	50	19.84	19.91	19.96	3
		100	0	19.86	19.90	20.05	3
BW	MCS Index	Channel		37825	38000	38175	3GPP MPR
		Frequency (MHz)		2577.5	2595	2612.5	
15M	QPSK	1	0	22.08	22.06	22.30	0
		1	37	21.70	21.79	21.85	0
		1	74	21.65	21.72	21.85	0
		36	0	20.64	20.71	20.88	1
		36	19	20.65	20.75	20.79	1
		36	39	20.49	20.70	20.76	1
		75	0	20.63	20.64	20.83	1
15M	16QAM	1	0	20.88	20.92	21.05	1
		1	37	20.61	20.69	20.88	1
		1	74	20.52	20.81	20.79	1
		36	0	19.56	19.71	19.86	2
		36	19	19.61	19.73	19.80	2
		36	39	19.46	19.71	19.77	2
		75	0	19.62	19.62	19.71	2
15M	64QAM	1	0	19.57	19.81	19.84	2
		1	37	19.62	19.59	19.71	2
		1	74	19.54	19.59	19.59	2
		36	0	18.65	18.82	18.90	3
		36	19	18.47	18.65	18.74	3
		36	39	18.55	18.58	18.67	3
		75	0	18.59	18.58	18.70	3

LTE Conducted Power							
LTE Band 38							
BW	MCS Index	Channel		37800	38000	38200	3GPP MPR
		Frequency (MHz)		2575	2595	2615	
10M	QPSK	1	0	22.11	22.10	22.22	0
		1	24	21.70	21.74	21.89	0
		1	49	21.68	21.71	21.82	0
		25	0	20.66	20.78	20.90	1
		25	12	20.68	20.74	20.86	1
		25	25	20.51	20.64	20.78	1
		50	0	20.59	20.71	20.88	1
10M	16QAM	1	0	20.82	20.90	21.04	1
		1	24	20.63	20.72	20.84	1
		1	49	20.61	20.81	20.79	1
		25	0	19.60	19.66	19.82	2
		25	12	19.61	19.75	19.86	2
		25	25	19.45	19.70	19.74	2
		50	0	19.58	19.66	19.76	2
10M	64QAM	1	0	19.55	19.77	19.81	2
		1	24	19.53	19.61	19.70	2
		1	49	19.57	19.57	19.57	2
		25	0	18.69	18.77	18.89	3
		25	12	18.51	18.63	18.73	3
		25	25	18.57	18.59	18.67	3
		50	0	18.60	18.62	18.77	3
BW	MCS Index	Channel		37775	38000	38225	3GPP MPR
		Frequency (MHz)		2572.5	2595	2617.5	
5M	QPSK	1	0	22.12	22.06	22.22	0
		1	12	21.62	21.72	21.85	0
		1	24	21.68	21.78	21.87	0
		12	0	20.70	20.73	20.94	1
		12	6	20.66	20.76	20.80	1
		12	13	20.45	20.67	20.80	1
		25	0	20.66	20.72	20.86	1
5M	16QAM	1	0	20.80	20.91	21.06	1
		1	12	20.67	20.68	20.80	1
		1	24	20.54	20.72	20.76	1
		12	0	19.64	19.71	19.90	2
		12	6	19.56	19.74	19.78	2
		12	13	19.51	19.67	19.69	2
		25	0	19.57	19.68	19.72	2
5M	64QAM	1	0	19.61	19.72	19.83	2
		1	12	19.63	19.63	19.65	2
		1	24	19.49	19.50	19.62	2
		12	0	18.65	18.81	18.92	3
		12	6	18.56	18.65	18.75	3
		12	13	18.58	18.57	18.64	3
		25	0	18.53	18.61	18.77	3

LTE Conducted Power									
LTE Band 41									
BW	MCS Index	RB Size	RB Offset	Low	Mid	Mid	Mid	High	3GPP MPR (dB)
		Channel		39750	40185	40620	41055	41490	
		Frequency (MHz)		2506	2549.5	2593	2636.5	2680	
20M	QPSK	1	0	23.72	23.93	23.74	23.62	23.72	0
		1	50	23.62	23.88	23.69	23.62	23.68	0
		1	99	23.63	23.73	23.66	23.71	23.59	0
		50	0	22.70	22.88	22.71	22.61	22.74	1
		50	25	22.69	22.86	22.73	22.64	22.74	1
		50	50	22.57	22.84	22.63	22.62	22.65	1
		100	0	22.69	22.86	22.68	22.59	22.78	1
20M	16QAM	1	0	22.95	23.19	22.96	22.86	23.03	1
		1	50	22.75	22.94	22.81	22.68	22.81	1
		1	99	22.69	22.98	22.72	22.66	22.75	1
		50	0	21.74	21.92	21.78	21.67	21.72	2
		50	25	21.69	21.87	21.70	21.69	21.73	2
		50	50	21.66	21.88	21.68	21.63	21.64	2
		100	0	21.69	21.91	21.72	21.70	21.78	2
20M	64QAM	1	0	21.65	21.97	21.74	21.59	21.73	2
		1	50	21.70	21.76	21.63	21.66	21.60	2
		1	99	21.68	21.79	21.70	21.66	21.74	2
		50	0	20.73	20.95	20.79	20.70	20.76	3
		50	25	20.65	20.87	20.72	20.69	20.68	3
		50	50	20.71	20.78	20.61	20.60	20.61	3
		100	0	20.74	20.84	20.61	20.68	20.63	3
BW	MCS Index	Channel		39725	40173	40620	41068	41515	3GPP MPR
		Frequency (MHz)		2503.5	2548.3	2593	2637.8	2682.5	
15M	QPSK	1	0	22.67	22.61	22.74	22.69	22.63	0
		1	37	22.58	22.51	22.61	22.55	22.64	0
		1	74	22.61	22.53	22.66	22.57	22.56	0
		36	0	21.69	21.59	21.66	21.57	21.72	1
		36	19	21.65	21.56	21.73	21.64	21.64	1
		36	39	21.54	21.44	21.58	21.48	21.58	1
		75	0	21.67	21.62	21.59	21.49	21.70	1
15M	16QAM	1	0	21.94	21.87	21.87	21.78	21.98	1
		1	37	21.71	21.61	21.73	21.65	21.77	1
		1	74	21.63	21.57	21.72	21.63	21.68	1
		36	0	20.64	20.54	20.72	20.66	20.71	2
		36	19	20.66	20.59	20.70	20.64	20.67	2
		36	39	20.66	20.57	20.63	20.56	20.57	2
		75	0	20.63	20.56	20.66	20.56	20.70	2
15M	64QAM	1	0	20.62	20.54	20.67	20.57	20.69	2
		1	37	20.67	20.58	20.57	20.50	20.57	2
		1	74	20.63	20.58	20.62	20.52	20.67	2
		36	0	19.70	19.61	19.69	19.62	19.73	3
		36	19	19.65	19.59	19.67	19.58	19.60	3
		36	39	19.69	19.62	19.53	19.44	19.51	3
		75	0	19.72	19.65	19.58	19.50	19.59	3

LTE Conducted Power									
LTE Band 41									
BW	MCS Index	Channel		39700	40160	40620	41080	41540	3GPP MPR
		Frequency (MHz)		2501	2547	2593	2639	2685	
10M	QPSK	1	0	22.72	22.64	22.66	22.56	22.62	0
		1	24	22.54	22.45	22.63	22.57	22.67	0
		1	49	22.59	22.50	22.66	22.56	22.58	0
		25	0	21.68	21.58	21.61	21.51	21.72	1
		25	12	21.65	21.58	21.69	21.63	21.73	1
		25	25	21.57	21.49	21.62	21.54	21.58	1
		50	0	21.64	21.58	21.59	21.52	21.75	1
10M	16QAM	1	0	21.95	21.88	21.89	21.80	22.00	1
		1	24	21.66	21.57	21.76	21.70	21.78	1
		1	49	21.61	21.54	21.65	21.56	21.70	1
		25	0	20.71	20.61	20.73	20.63	20.71	2
		25	12	20.63	20.56	20.63	20.54	20.64	2
		25	25	20.57	20.49	20.61	20.51	20.56	2
		50	0	20.62	20.54	20.68	20.60	20.72	2
10M	64QAM	1	0	20.65	20.55	20.70	20.64	20.70	2
		1	24	20.62	20.53	20.63	20.57	20.55	2
		1	49	20.63	20.54	20.69	20.59	20.65	2
		25	0	19.68	19.62	19.76	19.68	19.70	3
		25	12	19.58	19.51	19.69	19.59	19.67	3
		25	25	19.65	19.58	19.59	19.53	19.51	3
		50	0	19.64	19.58	19.59	19.53	19.60	3
BW	MCS Index	Channel		39675	40148	40620	41093	41565	3GPP MPR
		Frequency (MHz)		2498.5	2545.8	2593	2640.3	2687.5	
5M	QPSK	1	0	22.62	22.53	22.70	22.62	22.66	0
		1	12	22.56	22.51	22.60	22.54	22.63	0
		1	24	22.53	22.47	22.66	22.60	22.58	0
		12	0	21.60	21.51	21.71	21.62	21.64	1
		12	6	21.68	21.61	21.70	21.60	21.72	1
		12	13	21.49	21.39	21.61	21.53	21.59	1
		25	0	21.65	21.59	21.62	21.55	21.74	1
5M	16QAM	1	0	21.88	21.79	21.96	21.90	21.96	1
		1	12	21.66	21.58	21.81	21.74	21.72	1
		1	24	21.59	21.53	21.65	21.55	21.65	1
		12	0	20.65	20.57	20.76	20.67	20.63	2
		12	6	20.63	20.54	20.62	20.52	20.68	2
		12	13	20.65	20.58	20.65	20.56	20.57	2
		25	0	20.59	20.49	20.69	20.62	20.78	2
5M	64QAM	1	0	20.60	20.51	20.69	20.61	20.65	2
		1	12	20.61	20.56	20.58	20.48	20.50	2
		1	24	20.58	20.52	20.70	20.61	20.74	2
		12	0	19.71	19.62	19.69	19.61	19.73	3
		12	6	19.57	19.52	19.64	19.54	19.59	3
		12	13	19.64	19.59	19.56	19.48	19.52	3
		25	0	19.65	19.55	19.60	19.52	19.58	3

LTE Conducted Power (Wi-Fi Tethering On)

LTE Band 2							
BW	MCS Index	RB Size	RB Offset	Low	Mid	High	3GPP MPR (dB)
		Channel		18700	18900	19100	
		Frequency (MHz)		1860	1880	1900	
20M	QPSK	1	0	20.43	20.60	20.56	0
		1	50	20.37	20.54	20.48	0
		1	99	20.29	20.46	20.40	0
		50	0	19.41	19.58	19.52	1
		50	25	19.39	19.56	19.50	1
		50	50	19.37	19.54	19.48	1
		100	0	19.51	19.68	19.62	1
20M	16QAM	1	0	19.86	19.93	19.97	1
		1	50	19.79	19.96	19.90	1
		1	99	19.74	19.91	19.85	1
		50	0	18.80	18.91	18.91	2
		50	25	18.71	18.88	18.82	2
		50	50	18.68	18.85	18.79	2
		100	0	18.75	18.92	18.86	2
20M	64QAM	1	0	18.76	18.93	18.87	2
		1	50	18.72	18.89	18.83	2
		1	99	18.69	18.86	18.80	2
		50	0	17.80	17.93	17.91	3
		50	25	17.75	17.92	17.86	3
		50	50	17.69	17.86	17.80	3
		100	0	17.66	17.81	17.74	3
BW	MCS Index	Channel		18675	18900	19125	3GPP MPR
Frequency (MHz)		1857.5	1880	1902.5			
15M	QPSK	1	0	20.37	20.57	20.54	0
		1	37	20.29	20.47	20.44	0
		1	74	20.24	20.40	20.39	0
		36	0	19.38	19.53	19.51	1
		36	19	19.34	19.51	19.40	1
		36	39	19.35	19.46	19.46	1
		75	0	19.42	19.63	19.60	1
15M	16QAM	1	0	19.80	19.87	19.96	1
		1	37	19.75	19.96	19.89	1
		1	74	19.72	19.89	19.75	1
		36	0	18.77	18.87	18.81	2
		36	19	18.62	18.84	18.79	2
		36	39	18.62	18.75	18.78	2
		75	0	18.71	18.84	18.76	2
15M	64QAM	1	0	18.71	18.92	18.81	2
		1	37	18.69	18.84	18.82	2
		1	74	18.63	18.83	18.78	2
		36	0	17.77	17.92	17.85	3
		36	19	17.65	17.89	17.77	3
		36	39	17.59	17.84	17.77	3
		75	0	17.65	17.74	17.65	3

LTE Conducted Power (Wi-Fi Tethering On)							
LTE Band 2							
BW	MCS Index	Channel		18650	18900	19150	3GPP MPR
		Frequency (MHz)		1855	1880	1905	
10M	QPSK	1	0	20.35	20.50	20.50	0
		1	24	20.34	20.52	20.43	0
		1	49	20.24	20.36	20.37	0
		25	0	19.38	19.51	19.44	1
		25	12	19.34	19.53	19.44	1
		25	25	19.29	19.48	19.47	1
		50	0	19.45	19.66	19.52	1
10M	16QAM	1	0	19.81	19.90	19.96	1
		1	24	19.75	19.88	19.89	1
		1	49	19.71	19.86	19.76	1
		25	0	18.77	18.82	18.81	2
		25	12	18.70	18.85	18.78	2
		25	25	18.64	18.77	18.73	2
		50	0	18.65	18.84	18.83	2
10M	64QAM	1	0	18.70	18.88	18.81	2
		1	24	18.70	18.84	18.82	2
		1	49	18.68	18.79	18.80	2
		25	0	17.77	17.83	17.86	3
		25	12	17.68	17.87	17.82	3
		25	25	17.65	17.86	17.73	3
		50	0	17.65	17.74	17.70	3
BW	MCS Index	Channel		18625	18900	19175	3GPP MPR
		Frequency (MHz)		1852.5	1880	1907.5	
5M	QPSK	1	0	20.42	20.53	20.56	0
		1	12	20.32	20.49	20.44	0
		1	24	20.21	20.46	20.30	0
		12	0	19.36	19.52	19.42	1
		12	6	19.38	19.52	19.41	1
		12	13	19.36	19.50	19.48	1
		25	0	19.43	19.62	19.58	1
5M	16QAM	1	0	19.76	19.85	19.94	1
		1	12	19.70	19.90	19.84	1
		1	24	19.64	19.83	19.76	1
		12	0	18.74	18.88	18.87	2
		12	6	18.67	18.78	18.82	2
		12	13	18.59	18.79	18.78	2
		25	0	18.66	18.91	18.84	2
5M	64QAM	1	0	18.69	18.91	18.82	2
		1	12	18.67	18.82	18.81	2
		1	24	18.62	18.81	18.71	2
		12	0	17.76	17.91	17.88	3
		12	6	17.71	17.82	17.82	3
		12	13	17.61	17.83	17.73	3
		25	0	17.60	17.78	17.68	3

LTE Conducted Power (Wi-Fi Tethering On)							
LTE Band 2							
BW	MCS Index	Channel		18615	18900	19185	3GPP MPR
		Frequency (MHz)		1851.5	1880	1908.5	
3M	QPSK	1	0	20.33	20.58	20.55	0
		1	7	20.33	20.51	20.43	0
		1	14	20.29	20.42	20.37	0
		8	0	19.36	19.53	19.47	1
		8	3	19.32	19.55	19.45	1
		8	7	19.29	19.45	19.48	1
		15	0	19.43	19.64	19.60	1
3M	16QAM	1	0	19.77	19.89	19.89	1
		1	7	19.78	19.92	19.80	1
		1	14	19.67	19.90	19.79	1
		8	0	18.70	18.85	18.82	2
		8	3	18.70	18.80	18.79	2
		8	7	18.66	18.81	18.79	2
		15	0	18.75	18.89	18.86	2
3M	64QAM	1	0	18.75	18.84	18.77	2
		1	7	18.65	18.79	18.81	2
		1	14	18.66	18.79	18.80	2
		8	0	17.75	17.90	17.82	3
		8	3	17.67	17.88	17.85	3
		8	7	17.65	17.84	17.72	3
		15	0	17.59	17.81	17.71	3
BW	MCS Index	Channel		18607	18900	19193	3GPP MPR
		Frequency (MHz)		1850.7	1880	1909.3	
1.4M	QPSK	1	0	20.37	20.54	20.55	0
		1	2	20.35	20.45	20.47	0
		1	5	20.27	20.37	20.38	0
		3	0	20.35	20.55	20.47	0
		3	1	20.37	20.51	20.48	0
		3	3	20.27	20.46	20.43	0
		6	0	19.46	19.67	19.57	1
1.4M	16QAM	1	0	19.84	19.87	19.94	1
		1	2	19.78	19.92	19.81	1
		1	5	19.71	19.86	19.78	1
		3	0	19.73	19.89	19.89	1
		3	1	19.68	19.87	19.76	1
		3	3	19.64	19.85	19.70	1
		6	0	18.68	18.84	18.78	2
1.4M	64QAM	1	0	18.73	18.86	18.85	2
		1	2	18.64	18.89	18.81	2
		1	5	18.65	18.82	18.73	2
		3	0	18.77	18.92	18.87	2
		3	1	18.65	18.90	18.82	2
		3	3	18.66	18.82	18.71	2
		6	0	17.59	17.76	17.73	3

LTE Conducted Power (Wi-Fi Tethering On)							
LTE Band 4							
BW	MCS Index	RB Size	RB Offset	Low	Mid	High	3GPP MPR (dB)
		Channel		20050	20175	20300	
		Frequency (MHz)		1720	1732.5	1745	
20M	QPSK	1	0	20.28	20.47	20.45	0
		1	50	20.03	20.21	20.16	0
		1	99	20.02	20.16	20.14	0
		50	0	19.16	19.47	19.37	1
		50	25	19.12	19.32	19.16	1
		50	50	19.08	19.24	19.15	1
		100	0	19.04	19.31	19.17	1
20M	16QAM	1	0	19.58	19.74	19.72	1
		1	50	19.28	19.50	19.46	1
		1	99	19.19	19.37	19.36	1
		50	0	18.09	18.39	18.30	2
		50	25	18.11	18.26	18.18	2
		50	50	18.09	18.29	18.20	2
		100	0	18.04	18.18	18.18	2
20M	64QAM	1	0	18.55	18.77	18.65	2
		1	50	18.51	18.70	18.63	2
		1	99	18.20	18.45	18.38	2
		50	0	17.16	17.34	17.23	3
		50	25	17.09	17.28	17.25	3
		50	50	17.05	17.24	17.19	3
		100	0	17.09	17.37	17.28	3
BW	MCS Index	Channel		20025	20175	20325	3GPP MPR
		Frequency (MHz)		1717.5	1732.5	1747.5	
15M	QPSK	1	0	20.25	20.39	20.41	0
		1	37	20.00	20.15	20.15	0
		1	74	19.96	20.11	20.14	0
		36	0	19.11	19.38	19.32	1
		36	19	19.02	19.26	19.14	1
		36	39	19.06	19.22	19.15	1
		75	0	18.95	19.21	19.12	1
15M	16QAM	1	0	19.52	19.65	19.70	1
		1	37	19.21	19.40	19.43	1
		1	74	19.13	19.27	19.30	1
		36	0	18.00	18.30	18.22	2
		36	19	18.10	18.22	18.09	2
		36	39	17.99	18.26	18.15	2
		75	0	18.03	18.16	18.15	2
15M	64QAM	1	0	18.48	18.77	18.62	2
		1	37	18.43	18.65	18.54	2
		1	74	18.13	18.39	18.30	2
		36	0	17.07	17.31	17.15	3
		36	19	17.07	17.25	17.16	3
		36	39	17.00	17.18	17.13	3
		75	0	17.03	17.27	17.22	3

LTE Conducted Power (Wi-Fi Tethering On)							
LTE Band 4							
BW	MCS Index	Channel		20000	20175	20350	3GPP MPR
		Frequency (MHz)		1715	1732.5	1750	
10M	QPSK	1	0	20.20	20.44	20.38	0
		1	24	20.00	20.11	20.06	0
		1	49	19.98	20.11	20.07	0
		25	0	19.08	19.37	19.35	1
		25	12	19.04	19.29	19.10	1
		25	25	19.07	19.22	19.14	1
		50	0	18.99	19.25	19.12	1
10M	16QAM	1	0	19.53	19.71	19.69	1
		1	24	19.26	19.43	19.46	1
		1	49	19.12	19.28	19.34	1
		25	0	18.09	18.37	18.27	2
		25	12	18.03	18.25	18.18	2
		25	25	18.08	18.24	18.11	2
		50	0	17.96	18.13	18.08	2
10M	64QAM	1	0	18.53	18.71	18.60	2
		1	24	18.42	18.60	18.55	2
		1	49	18.12	18.40	18.35	2
		25	0	17.06	17.26	17.19	3
		25	12	17.09	17.27	17.21	3
		25	25	17.01	17.18	17.12	3
		50	0	17.07	17.32	17.20	3
BW	MCS Index	Channel		19975	20175	20375	3GPP MPR
		Frequency (MHz)		1712.5	1732.5	1752.5	
5M	QPSK	1	0	20.23	20.45	20.44	0
		1	12	19.96	20.13	20.07	0
		1	24	19.92	20.12	20.13	0
		12	0	19.09	19.45	19.31	1
		12	6	19.12	19.23	19.15	1
		12	13	19.04	19.15	19.05	1
		25	0	18.96	19.27	19.10	1
5M	16QAM	1	0	19.55	19.68	19.69	1
		1	12	19.27	19.44	19.44	1
		1	24	19.15	19.35	19.28	1
		12	0	18.00	18.30	18.21	2
		12	6	18.01	18.17	18.18	2
		12	13	18.06	18.22	18.12	2
		25	0	17.97	18.12	18.14	2
5M	64QAM	1	0	18.50	18.77	18.63	2
		1	12	18.46	18.68	18.63	2
		1	24	18.12	18.43	18.28	2
		12	0	17.13	17.31	17.20	3
		12	6	17.07	17.21	17.25	3
		12	13	16.95	17.14	17.12	3
		25	0	17.06	17.29	17.18	3

LTE Conducted Power (Wi-Fi Tethering On)

LTE Band 4							
BW	MCS Index	Channel		19965	20175	20385	3GPP MPR
		Frequency (MHz)		1711.5	1732.5	1753.5	
3M	QPSK	1	0	20.26	20.44	20.36	0
		1	7	19.94	20.18	20.09	0
		1	14	20.01	20.09	20.04	0
		8	0	19.07	19.43	19.27	1
		8	3	19.09	19.32	19.13	1
		8	7	19.07	19.21	19.08	1
		15	0	19.04	19.30	19.13	1
3M	16QAM	1	0	19.49	19.74	19.66	1
		1	7	19.21	19.49	19.46	1
		1	14	19.16	19.28	19.32	1
		8	0	18.05	18.34	18.30	2
		8	3	18.10	18.26	18.11	2
		8	7	18.03	18.28	18.10	2
		15	0	18.03	18.14	18.08	2
3M	64QAM	1	0	18.47	18.68	18.65	2
		1	7	18.49	18.70	18.56	2
		1	14	18.20	18.40	18.30	2
		8	0	17.10	17.33	17.14	3
		8	3	17.04	17.27	17.18	3
		8	7	17.04	17.20	17.12	3
		15	0	16.99	17.31	17.22	3
BW	MCS Index	Channel		19957	20175	20393	3GPP MPR
		Frequency (MHz)		1710.7	1732.5	1754.3	
1.4M	QPSK	1	0	20.19	20.46	20.39	0
		1	2	19.96	20.16	20.07	0
		1	5	19.94	20.08	20.11	0
		3	0	20.07	20.38	20.29	0
		3	1	20.07	20.32	20.08	0
		3	3	20.08	20.14	20.05	0
		6	0	19.03	19.31	19.10	1
1.4M	16QAM	1	0	19.54	19.66	19.69	1
		1	2	19.25	19.49	19.39	1
		1	5	19.16	19.32	19.26	1
		3	0	19.01	19.35	19.22	1
		3	1	19.10	19.20	19.09	1
		3	3	19.02	19.23	19.16	1
		6	0	18.03	18.11	18.10	2
1.4M	64QAM	1	0	18.45	18.75	18.65	2
		1	2	18.41	18.69	18.59	2
		1	5	18.20	18.39	18.35	2
		3	0	18.14	18.27	18.22	2
		3	1	18.09	18.22	18.20	2
		3	3	18.04	18.16	18.09	2
		6	0	16.99	17.34	17.27	3

WLAN Conducted Power					
WLAN2.4GHz Ant 4+8					
Mode	Channel	Frequency	MIMO Ant 4 Avg. Power	MIMO Ant 8 Avg. Power	MIMO Ant 4+8 Avg. Power
802.11b	1	2412	11.6	11.55	14.59
	6	2437	11.54	11.66	14.61
	11	2462	11.9	11.58	14.75

WLAN Conducted Power			
Bluetooth Ant 8			
Mode	Channel	Frequency	Avg. Power
BR / EDR	0	2402	10.15
	39	2441	9.4
	78	2480	9.48
LE	0	2402	6.82
	19	2440	6.01
	39	2480	5.86

WLAN Conducted Power					
WLAN 5.3GHz Ant 4+8					
Mode	Channel	Frequency	MIMO Ant 4 Avg. Power	MIMO Ant 8 Avg. Power	MIMO Ant 4+8 Avg. Power
802.11ac VHT160	50	5250	11.68	11.8	14.75

WLAN Conducted Power					
WLAN 5.6GHz Ant 4+8					
Mode	Channel	Frequency	MIMO Ant 4 Avg. Power	MIMO Ant 8 Avg. Power	MIMO Ant 4+8 Avg. Power
802.11ac VHT160	114	5570	11.75	11.85	14.81

WLAN Conducted Power					
WLAN 5.8GHz Ant 4+8					
Mode	Channel	Frequency	MIMO Ant 4 Avg. Power	MIMO Ant 8 Avg. Power	MIMO Ant 4+8 Avg. Power
802.11ac VHT80	155	5775	11.74	11.64	14.7

Head SAR Test Result

System & Position								DUT & Accessory		SAR							
Plot No.	Band	Mode	Test Position	Separation Distance (mm)	Channel	RB#	RB offset	Ant Status	Power Reduction When Wi-Fi On	Duty Cycle	Crest Factor	Max. Tune-up Power (dBm)	Measured Conducted Power (dBm)	Scaling Factor	Power Drift (dB)	Measured SAR-1g (W/kg)	Scaled SAR-1g (W/kg)
	GSM850	GPRS 4Tx Slot	Right Cheek	-	128			Ant 3	w/o	-	1.00	29.00	28.61	1.09	-0.05	0.09	0.10
	GSM850	GPRS 4Tx Slot	Right Tilted	-	128			Ant 3	w/o	-	1.00	29.00	28.61	1.09	-0.1	0.054	0.06
	GSM850	GPRS 4Tx Slot	Left Cheek	-	128			Ant 3	w/o	-	1.00	29.00	28.61	1.09	0.09	0.107	0.12
	GSM850	GPRS 4Tx Slot	Left Tilted	-	128			Ant 3	w/o	-	1.00	29.00	28.61	1.09	-0.01	0.057	0.06
1	GSM850	GPRS 4Tx Slot	Left Cheek	-	189			Ant 3	w/o	-	1.00	29.00	28.51	1.12	-0.1	0.138	0.15
	GSM850	GPRS 4Tx Slot	Left Cheek	-	251			Ant 3	w/o	-	1.00	29.00	28.28	1.18	0.02	0.128	0.15
				-													
	GSM1900	GPRS 4Tx Slot	Right Cheek	-	661			Ant 1	w/o	-	1.00	25.80	25.47	1.08	0	<0.001	0.00
	GSM1900	GPRS 4Tx Slot	Right Tilted	-	661			Ant 1	w/o	-	1.00	25.80	25.47	1.08	0	<0.001	0.00
2	GSM1900	GPRS 4Tx Slot	Left Cheek	-	661			Ant 1	w/o	-	1.00	25.80	25.47	1.08	0.06	0.059	0.06
	GSM1900	GPRS 4Tx Slot	Left Tilted	-	661			Ant 1	w/o	-	1.00	25.80	25.47	1.08	0	<0.001	0.00
	GSM1900	GPRS 4Tx Slot	Left Cheek	-	512			Ant 1	w/o	-	1.00	25.80	25.35	1.11	0.01	0.043	0.05
	GSM1900	GPRS 4Tx Slot	Left Cheek	-	810			Ant 1	w/o	-	1.00	25.80	25.26	1.13	0.07	0.042	0.05
				-													
	WCDMA II	RMC12.2K	Right Cheek	-	9400			Ant 1	w/o	-	1.00	23.30	22.94	1.09	-0.15	0.052	0.06
	WCDMA II	RMC12.2K	Right Tilted	-	9400			Ant 1	w/o	-	1.00	23.30	22.94	1.09	0	<0.001	0.00
	WCDMA II	RMC12.2K	Left Cheek	-	9400			Ant 1	w/o	-	1.00	23.30	22.94	1.09	0.06	0.0848	0.09
	WCDMA II	RMC12.2K	Left Tilted	-	9400			Ant 1	w/o	-	1.00	23.30	22.94	1.09	0	<0.001	0.00
	WCDMA II	RMC12.2K	Right Cheek	-	9400			Ant 1	w/	-	1.00	21.50	21.23	1.06	0	<0.001	0.00
	WCDMA II	RMC12.2K	Right Tilted	-	9400			Ant 1	w/	-	1.00	21.50	21.23	1.06	0	<0.001	0.00
	WCDMA II	RMC12.2K	Left Cheek	-	9400			Ant 1	w/	-	1.00	21.50	21.23	1.06	0.17	0.063	0.07
	WCDMA II	RMC12.2K	Left Tilted	-	9400			Ant 1	w/	-	1.00	21.50	21.23	1.06	0	<0.001	0.00
	WCDMA II	RMC12.2K	Left Cheek	-	9262			Ant 1	w/o	-	1.00	23.30	22.87	1.10	0.18	0.076	0.08
3	WCDMA II	RMC12.2K	Left Cheek	-	9538			Ant 1	w/o	-	1.00	23.30	22.86	1.11	-0.14	0.101	0.11
				-													
	WCDMA IV	RMC12.2K	Right Cheek	-	1413			Ant 1	w/o	-	1.00	23.30	23.02	1.07	-0.17	0.057	0.06
	WCDMA IV	RMC12.2K	Right Tilted	-	1413			Ant 1	w/o	-	1.00	23.30	23.02	1.07	0	<0.001	0.00
4	WCDMA IV	RMC12.2K	Left Cheek	-	1413			Ant 1	w/o	-	1.00	23.30	23.02	1.07	-0.13	0.101	0.11
	WCDMA IV	RMC12.2K	Left Tilted	-	1413			Ant 1	w/o	-	1.00	23.30	23.02	1.07	0	<0.001	0.00
	WCDMA IV	RMC12.2K	Right Cheek	-	1413			Ant 1	w/	-	1.00	21.50	20.91	1.15	0.06	0.051	0.06
	WCDMA IV	RMC12.2K	Right Tilted	-	1413			Ant 1	w/	-	1.00	21.50	20.91	1.15	0	<0.001	0.00
	WCDMA IV	RMC12.2K	Left Cheek	-	1413			Ant 1	w/	-	1.00	21.50	20.91	1.15	0.1	0.072	0.08
	WCDMA IV	RMC12.2K	Left Tilted	-	1413			Ant 1	w/	-	1.00	21.50	20.91	1.15	0	<0.001	0.00
	WCDMA IV	RMC12.2K	Left Cheek	-	1312			Ant 1	w/o	-	1.00	23.30	22.28	1.26	-0.09	0.08	0.10
	WCDMA IV	RMC12.2K	Left Cheek	-	1513			Ant 1	w/o	-	1.00	23.30	22.46	1.21	-0.08	0.085	0.10
				-													
	WCDMA V	RMC12.2K	Right Cheek	-	4182			Ant 3	w/o	-	1.00	24.00	23.48	1.13	0.16	0.085	0.10
	WCDMA V	RMC12.2K	Right Tilted	-	4182			Ant 3	w/o	-	1.00	24.00	23.48	1.13	-0.07	0.057	0.06
	WCDMA V	RMC12.2K	Left Cheek	-	4182			Ant 3	w/o	-	1.00	24.00	23.48	1.13	-0.01	0.121	0.14
	WCDMA V	RMC12.2K	Left Tilted	-	4182			Ant 3	w/o	-	1.00	24.00	23.48	1.13	0.19	0.057	0.06
	WCDMA V	RMC12.2K	Left Cheek	-	4132			Ant 3	w/o	-	1.00	24.00	23.39	1.15	0.11	0.101	0.12
5	WCDMA V	RMC12.2K	Left Cheek	-	4233			Ant 3	w/o	-	1.00	24.00	23.34	1.16	0.01	0.135	0.16
				-													

Head SAR Test Result

System & Position								DUT & Accessory		SAR							
Plot No.	Band	Mode	Test Position	Separation Distance (mm)	Channel	RB#	RB offset	Ant Status	Power Reduction When Wi-Fi On	Duty Cycle	Crest Factor	Max. Tune-up Power (dBm)	Measured Conducted Power (dBm)	Scaling Factor	Power Drift (dB)	Measured SAR-1g (W/kg)	Scaled SAR-1g (W/kg)
	LTE 2	QPSK20M	Right Cheek	-	18900	1	0	Ant 1	w/o	-	1.00	23.30	22.76	1.13	0.14	0.049	0.06
	LTE 2	QPSK20M	Right Tilted	-	18900	1	0	Ant 1	w/o	-	1.00	23.30	22.76	1.13	0	<0.001	0.00
6	LTE 2	QPSK20M	Left Cheek	-	18900	1	0	Ant 1	w/o	-	1.00	23.30	22.76	1.13	-0.17	0.066	0.07
	LTE 2	QPSK20M	Left Tilted	-	18900	1	0	Ant 1	w/o	-	1.00	23.30	22.76	1.13	0	<0.001	0.00
	LTE 2	QPSK20M	Right Cheek	-	18900	50	0	Ant 1	w/o	-	1.00	22.30	21.59	1.18	0.07	0.037	0.04
	LTE 2	QPSK20M	Right Tilted	-	18900	50	0	Ant 1	w/o	-	1.00	22.30	21.59	1.18	0	<0.001	0.00
	LTE 2	QPSK20M	Left Cheek	-	18900	50	0	Ant 1	w/o	-	1.00	22.30	21.59	1.18	0.14	0.042	0.05
	LTE 2	QPSK20M	Left Tilted	-	18900	50	0	Ant 1	w/o	-	1.00	22.30	21.59	1.18	0	<0.001	0.00
	LTE 2	QPSK20M	Right Cheek	-	18900	1	0	Ant 1	w/	-	1.00	21.50	20.60	1.23	-0.17	0.04	0.05
	LTE 2	QPSK20M	Right Tilted	-	18900	1	0	Ant 1	w/	-	1.00	21.50	20.60	1.23	0	<0.001	0.00
	LTE 2	QPSK20M	Left Cheek	-	18900	1	0	Ant 1	w/	-	1.00	21.50	20.60	1.23	0.14	0.041	0.05
	LTE 2	QPSK20M	Left Tilted	-	18900	1	0	Ant 1	w/	-	1.00	21.50	20.60	1.23	0.18	0.036	0.04
	LTE 2	QPSK20M	Right Cheek	-	18900	50	0	Ant 1	w/	-	1.00	20.50	19.58	1.24	0	<0.001	0.00
	LTE 2	QPSK20M	Right Tilted	-	18900	50	0	Ant 1	w/	-	1.00	20.50	19.58	1.24	0	<0.001	0.00
	LTE 2	QPSK20M	Left Cheek	-	18900	50	0	Ant 1	w/	-	1.00	20.50	19.58	1.24	0	<0.001	0.00
	LTE 2	QPSK20M	Left Tilted	-	18900	50	0	Ant 1	w/	-	1.00	20.50	19.58	1.24	0	<0.001	0.00
	LTE 2	QPSK20M	Left Cheek	-	18700	1	0	Ant 1	w/o	-	1.00	23.30	22.58	1.18	-0.15	0.046	0.05
	LTE 2	QPSK20M	Left Cheek	-	19100	1	0	Ant 1	w/o	-	1.00	23.30	22.61	1.17	0.17	0.05	0.06
				-													
	LTE 4	QPSK20M	Right Cheek	-	20175	1	0	Ant 1	w/o	-	1.00	23.30	22.55	1.19	-0.17	0.057	0.07
	LTE 4	QPSK20M	Right Tilted	-	20175	1	0	Ant 1	w/o	-	1.00	23.30	22.55	1.19	0.06	0.048	0.06
7	LTE 4	QPSK20M	Left Cheek	-	20175	1	0	Ant 1	w/o	-	1.00	23.30	22.55	1.19	-0.16	0.084	0.10
	LTE 4	QPSK20M	Left Tilted	-	20175	1	0	Ant 1	w/o	-	1.00	23.30	22.55	1.19	-0.03	0.038	0.05
	LTE 4	QPSK20M	Right Cheek	-	20175	50	0	Ant 1	w/o	-	1.00	22.30	21.51	1.20	-0.02	0.04	0.05
	LTE 4	QPSK20M	Right Tilted	-	20175	50	0	Ant 1	w/o	-	1.00	22.30	21.51	1.20	0	<0.001	0.00
	LTE 4	QPSK20M	Left Cheek	-	20175	50	0	Ant 1	w/o	-	1.00	22.30	21.51	1.20	0.15	0.054	0.06
	LTE 4	QPSK20M	Left Tilted	-	20175	50	0	Ant 1	w/o	-	1.00	22.30	21.51	1.20	0	<0.001	0.00
	LTE 4	QPSK20M	Right Cheek	-	20175	1	0	Ant 1	w/	-	1.00	21.50	20.47	1.27	-0.06	0.055	0.07
	LTE 4	QPSK20M	Right Tilted	-	20175	1	0	Ant 1	w/	-	1.00	21.50	20.47	1.27	-0.1	0.049	0.06
	LTE 4	QPSK20M	Left Cheek	-	20175	1	0	Ant 1	w/	-	1.00	21.50	20.47	1.27	-0.15	0.072	0.09
	LTE 4	QPSK20M	Left Tilted	-	20175	1	0	Ant 1	w/	-	1.00	21.50	20.47	1.27	0.09	0.043	0.05
	LTE 4	QPSK20M	Right Cheek	-	20175	50	0	Ant 1	w/	-	1.00	20.50	19.47	1.27	0.1	0.04	0.05
	LTE 4	QPSK20M	Right Tilted	-	20175	50	0	Ant 1	w/	-	1.00	20.50	19.47	1.27	0	<0.001	0.00
	LTE 4	QPSK20M	Left Cheek	-	20175	50	0	Ant 1	w/	-	1.00	20.50	19.47	1.27	-0.03	0.042	0.05
	LTE 4	QPSK20M	Left Tilted	-	20175	50	0	Ant 1	w/	-	1.00	20.50	19.47	1.27	0	<0.001	0.00
	LTE 4	QPSK20M	Left Cheek	-	20050	1	0	Ant 1	w/o	-	1.00	23.30	22.43	1.22	0.09	0.07	0.09
	LTE 4	QPSK20M	Left Cheek	-	20300	1	0	Ant 1	w/o	-	1.00	23.30	22.38	1.24	-0.09	0.066	0.08
				-													
	LTE 5	QPSK10M	Right Cheek	-	20525	1	0	Ant 3	w/o	-	1.00	24.00	23.72	1.07	-0.11	0.083	0.09
	LTE 5	QPSK10M	Right Tilted	-	20525	1	0	Ant 3	w/o	-	1.00	24.00	23.72	1.07	-0.16	0.051	0.05
	LTE 5	QPSK10M	Left Cheek	-	20525	1	0	Ant 3	w/o	-	1.00	24.00	23.72	1.07	0.08	0.116	0.12
	LTE 5	QPSK10M	Left Tilted	-	20525	1	0	Ant 3	w/o	-	1.00	24.00	23.72	1.07	-0.11	0.051	0.05
	LTE 5	QPSK10M	Right Cheek	-	20525	25	0	Ant 3	w/o	-	1.00	23.00	22.57	1.10	0	0.072	0.08
	LTE 5	QPSK10M	Right Tilted	-	20525	25	0	Ant 3	w/o	-	1.00	23.00	22.57	1.10	-0.15	0.044	0.05
	LTE 5	QPSK10M	Left Cheek	-	20525	25	0	Ant 3	w/o	-	1.00	23.00	22.57	1.10	-0.03	0.094	0.10
	LTE 5	QPSK10M	Left Tilted	-	20525	25	0	Ant 3	w/o	-	1.00	23.00	22.57	1.10	0.08	0.045	0.05
	LTE 5	QPSK10M	Left Cheek	-	20450	1	0	Ant 3	w/o	-	1.00	24.00	23.49	1.12	-0.05	0.102	0.11
8	LTE 5	QPSK10M	Left Cheek	-	20600	1	0	Ant 3	w/o	-	1.00	24.00	23.59	1.10	-0.02	0.124	0.14
				-													

Head SAR Test Result

System & Position								DUT & Accessory		SAR							
Plot No.	Band	Mode	Test Position	Separation Distance (mm)	Channel	RB#	RB offset	Ant Status	Power Reduction When Wi-Fi On	Duty Cycle	Crest Factor	Max. Tune-up Power (dBm)	Measured Conducted Power (dBm)	Scaling Factor	Power Drift (dB)	Measured SAR-1g (W/kg)	Scaled SAR-1g (W/kg)
	LTE 7	QPSK20M	Right Cheek	-	21100	1	0	Ant 1	w/o	-	1.00	22.50	21.90	1.15	0.18	0.072	0.08
	LTE 7	QPSK20M	Right Tilted	-	21100	1	0	Ant 1	w/o	-	1.00	22.50	21.90	1.15	0.17	0.05	0.06
	LTE 7	QPSK20M	Left Cheek	-	21100	1	0	Ant 1	w/o	-	1.00	22.50	21.90	1.15	-0.08	0.089	0.10
	LTE 7	QPSK20M	Left Tilted	-	21100	1	0	Ant 1	w/o	-	1.00	22.50	21.90	1.15	0.03	0.037	0.04
	LTE 7	QPSK20M	Right Cheek	-	21100	50	0	Ant 1	w/o	-	1.00	21.50	20.73	1.19	-0.16	0.052	0.06
	LTE 7	QPSK20M	Right Tilted	-	21100	50	0	Ant 1	w/o	-	1.00	21.50	20.73	1.19	0.17	0.03	0.04
	LTE 7	QPSK20M	Left Cheek	-	21100	50	0	Ant 1	w/o	-	1.00	21.50	20.73	1.19	-0.11	0.07	0.08
	LTE 7	QPSK20M	Left Tilted	-	21100	50	0	Ant 1	w/o	-	1.00	21.50	20.73	1.19	0.1	0.034	0.04
	LTE 7	QPSK20M	Left Cheek	-	20850	1	0	Ant 1	w/o	-	1.00	22.50	21.71	1.20	-0.02	0.075	0.09
9	LTE 7	QPSK20M	Left Cheek	-	21350	1	0	Ant 1	w/o	-	1.00	22.50	21.69	1.21	-0.05	0.096	0.12
				-													
	LTE 12	QPSK10M	Right Cheek	-	23095	1	0	Ant 3	w/o	-	1.00	24.00	23.51	1.12	0	<0.001	0.00
	LTE 12	QPSK10M	Right Tilted	-	23095	1	0	Ant 3	w/o	-	1.00	24.00	23.51	1.12	0	<0.001	0.00
10	LTE 12	QPSK10M	Left Cheek	-	23095	1	0	Ant 3	w/o	-	1.00	24.00	23.51	1.12	-0.09	0.03	0.03
	LTE 12	QPSK10M	Left Tilted	-	23095	1	0	Ant 3	w/o	-	1.00	24.00	23.51	1.12	0	<0.001	0.00
	LTE 12	QPSK10M	Right Cheek	-	23095	25	0	Ant 3	w/o	-	1.00	23.00	22.45	1.14	0	<0.001	0.00
	LTE 12	QPSK10M	Right Tilted	-	23095	25	0	Ant 3	w/o	-	1.00	23.00	22.45	1.14	0	<0.001	0.00
	LTE 12	QPSK10M	Left Cheek	-	23095	25	0	Ant 3	w/o	-	1.00	23.00	22.45	1.14	0	<0.001	0.00
	LTE 12	QPSK10M	Left Tilted	-	23095	25	0	Ant 3	w/o	-	1.00	23.00	22.45	1.14	0	<0.001	0.00
	LTE 12	QPSK10M	Left Cheek	-	23060	1	0	Ant 3	w/o	-	1.00	24.00	23.42	1.14	0	<0.001	0.00
	LTE 12	QPSK10M	Left Cheek	-	23130	1	0	Ant 3	w/o	-	1.00	24.00	23.27	1.18	0	<0.001	0.00
				-													
	LTE 13	QPSK10M	Right Cheek	-	23230	1	0	Ant 3	w/o	-	1.00	24.00	23.39	1.15	0.01	0.089	0.10
	LTE 13	QPSK10M	Right Tilted	-	23230	1	0	Ant 3	w/o	-	1.00	24.00	23.39	1.15	0.19	0.046	0.05
11	LTE 13	QPSK10M	Left Cheek	-	23230	1	0	Ant 3	w/o	-	1.00	24.00	23.39	1.15	-0.04	0.105	0.12
	LTE 13	QPSK10M	Left Tilted	-	23230	1	0	Ant 3	w/o	-	1.00	24.00	23.39	1.15	0	<0.001	0.00
	LTE 13	QPSK10M	Right Cheek	-	23230	25	0	Ant 3	w/o	-	1.00	23.00	22.45	1.14	0.14	0.07	0.08
	LTE 13	QPSK10M	Right Tilted	-	23230	25	0	Ant 3	w/o	-	1.00	23.00	22.45	1.14	0	<0.001	0.00
	LTE 13	QPSK10M	Left Cheek	-	23230	25	0	Ant 3	w/o	-	1.00	23.00	22.45	1.14	-0.08	0.09	0.10
	LTE 13	QPSK10M	Left Tilted	-	23230	25	0	Ant 3	w/o	-	1.00	23.00	22.45	1.14	0	<0.001	0.00
				-													
	LTE 41	QPSK20M	Right Cheek	-	40185	1	0	Ant 1	w/o	-	1.00	24.50	23.93	1.14	0.16	0.053	0.06
	LTE 41	QPSK20M	Right Tilted	-	40185	1	0	Ant 1	w/o	-	1.00	24.50	23.93	1.14	-0.15	0.037	0.04
12	LTE 41	QPSK20M	Left Cheek	-	40185	1	0	Ant 1	w/o	-	1.00	24.50	23.93	1.14	-0.08	0.082	0.09
	LTE 41	QPSK20M	Left Tilted	-	40185	1	0	Ant 1	w/o	-	1.00	24.50	23.93	1.14	0.09	0.01	0.01
	LTE 41	QPSK20M	Right Cheek	-	40185	50	0	Ant 1	w/o	-	1.00	23.50	22.88	1.15	0	0.047	0.05
	LTE 41	QPSK20M	Right Tilted	-	40185	50	0	Ant 1	w/o	-	1.00	23.50	22.88	1.15	0	<0.001	0.00
	LTE 41	QPSK20M	Left Cheek	-	40185	50	0	Ant 1	w/o	-	1.00	23.50	22.88	1.15	0.12	0.063	0.07
	LTE 41	QPSK20M	Left Tilted	-	40185	50	0	Ant 1	w/o	-	1.00	23.50	22.88	1.15	0	<0.001	0.00
	LTE 41	QPSK20M	Left Cheek	-	39750	1	0	Ant 1	w/o	-	1.00	24.50	23.72	1.20	-0.04	0.069	0.08
	LTE 41	QPSK20M	Left Cheek	-	40620	1	0	Ant 1	w/o	-	1.00	24.50	23.74	1.19	0.02	0.066	0.08
	LTE 41	QPSK20M	Left Cheek	-	41055	1	0	Ant 1	w/o	-	1.00	24.50	23.62	1.22	-0.18	0.061	0.07
	LTE 41	QPSK20M	Left Cheek	-	41490	1	0	Ant 1	w/o	-	1.00	24.50	23.72	1.20	-0.03	0.063	0.08
				-													

Head SAR Test Result

System & Position								DUT & Accessory		SAR							
Plot No.	Band	Mode	Test Position	Separation Distance (mm)	Channel	RB#	RB offset	Ant Status	Power Reduction When Wi-Fi On	Duty Cycle	Crest Factor	Max. Tune-up Power (dBm)	Measured Conducted Power (dBm)	Scaling Factor	Power Drift (dB)	Measured SAR-1g (W/kg)	Scaled SAR-1g (W/kg)
13	WLAN2.4G	802.11b	Right Cheek	-	11			Ant 4+8	w/o	97.63	1.02	15.00	14.75	1.06	0.03	0.202	0.22
	WLAN2.4G	802.11b	Right Tilted	-	11			Ant 4+8	w/o	97.63	1.02	15.00	14.75	1.06	0.06	0.146	0.16
	WLAN2.4G	802.11b	Left Cheek	-	11			Ant 4+8	w/o	97.63	1.02	15.00	14.75	1.06	0.19	0.085	0.09
	WLAN2.4G	802.11b	Left Tilted	-	11			Ant 4+8	w/o	97.63	1.02	15.00	14.75	1.06	0.03	0.063	0.07
	WLAN2.4G	802.11b	Right Cheek	-	1			Ant 4+8	w/o	97.63	1.02	15.00	14.59	1.10	-0.01	0.173	0.19
	WLAN2.4G	802.11b	Right Cheek	-	6			Ant 4+8	w/o	97.63	1.02	15.00	14.61	1.09	-0.12	0.139	0.15
14	WLAN5.3G	802.11ac VHT160	Right Cheek	-	50			Ant 4+8	w/o	100.00	1.00	15.00	14.75	1.06	0.05	0.083	0.09
	WLAN5.3G	802.11ac VHT160	Right Tilted	-	50			Ant 4+8	w/o	100.00	1.00	15.00	14.75	1.06	-0.08	0.05	0.05
	WLAN5.3G	802.11ac VHT160	Left Cheek	-	50			Ant 4+8	w/o	100.00	1.00	15.00	14.75	1.06	-0.01	0.061	0.06
	WLAN5.3G	802.11ac VHT160	Left Tilted	-	50			Ant 4+8	w/o	100.00	1.00	15.00	14.75	1.06	-0.19	0.031	0.03
15	WLAN5.6G	802.11ac VHT160	Right Cheek	-	114			Ant 4+8	w/o	100.00	1.00	15.00	14.81	1.04	0.04	0.249	0.26
	WLAN5.6G	802.11ac VHT160	Right Tilted	-	114			Ant 4+8	w/o	100.00	1.00	15.00	14.81	1.04	-0.12	0.21	0.22
	WLAN5.6G	802.11ac VHT160	Left Cheek	-	114			Ant 4+8	w/o	100.00	1.00	15.00	14.81	1.04	0.13	0.201	0.21
	WLAN5.6G	802.11ac VHT160	Left Tilted	-	114			Ant 4+8	w/o	100.00	1.00	15.00	14.81	1.04	-0.15	0.077	0.08
16	WLAN5.8G	802.11ac VHT80	Right Cheek	-	155			Ant 4+8	w/o	100.00	1.00	15.00	14.70	1.07	0.16	0.212	0.23
	WLAN5.8G	802.11ac VHT80	Right Tilted	-	155			Ant 4+8	w/o	100.00	1.00	15.00	14.70	1.07	0.12	0.17	0.18
	WLAN5.8G	802.11ac VHT80	Left Cheek	-	155			Ant 4+8	w/o	100.00	1.00	15.00	14.70	1.07	0.19	0.132	0.14
	WLAN5.8G	802.11ac VHT80	Left Tilted	-	155			Ant 4+8	w/o	100.00	1.00	15.00	14.70	1.07	0.14	0.055	0.06
17	BT	BDR	Right Cheek	-	0			Ant 8	w/o	76.72	1.30	11.00	10.15	1.22	0.02	0.059	0.09
	BT	BDR	Right Tilted	-	0			Ant 8	w/o	76.72	1.30	11.00	10.15	1.22	-0.11	0.055	0.09
	BT	BDR	Left Cheek	-	0			Ant 8	w/o	76.72	1.30	11.00	10.15	1.22	0	<0.001	0.00
	BT	BDR	Left Tilted	-	0			Ant 8	w/o	76.72	1.30	11.00	10.15	1.22	0	<0.001	0.00
	BT	BDR	Right Cheek	-	39			Ant 8	w/o	76.72	1.30	11.00	9.40	1.45	-0.01	0.045	0.08
	BT	BDR	Right Cheek	-	78			Ant 8	w/o	76.72	1.30	11.00	9.48	1.42	0.09	0.031	0.06

Body-worn SAR Test Result

System & Position								DUT & Accessory			SAR						
Plot No.	Band	Mode	Test Position	Separation Distance (mm)	Channel	RB#	RB offset	Ant Status	Power Reduction When Wi-Fi On	Duty Cycle	Crest Factor	Max. Tune-up Power (dBm)	Measured Conducted Power (dBm)	Scaling Factor	Power Drift (dB)	Measured SAR-1g (W/kg)	Scaled SAR-1g (W/kg)
18	GSM850	GPRS 4Tx Slot	Front Face	10	128			Ant 3	w/o	-	1.00	29.00	28.61	1.09	-0.12	0.302	0.33
	GSM850	GPRS 4Tx Slot	Rear Face	10	128			Ant 3	w/o	-	1.00	29.00	28.61	1.09	0.17	0.588	0.64
	GSM850	GPRS 4Tx Slot	Rear Face	10	189			Ant 3	w/o	-	1.00	29.00	28.51	1.12	-0.14	0.485	0.54
	GSM850	GPRS 4Tx Slot	Rear Face	10	251			Ant 3	w/o	-	1.00	29.00	28.28	1.18	0.15	0.766	0.90
19	GSM1900	GPRS 4Tx Slot	Front Face	10	661			Ant 1	w/o	-	1.00	25.80	25.47	1.08	-0.12	0.176	0.19
	GSM1900	GPRS 4Tx Slot	Rear Face	10	661			Ant 1	w/o	-	1.00	25.80	25.47	1.08	-0.17	0.205	0.22
	GSM1900	GPRS 4Tx Slot	Rear Face	10	512			Ant 1	w/o	-	1.00	25.80	25.35	1.11	-0.02	0.213	0.24
	GSM1900	GPRS 4Tx Slot	Rear Face	10	810			Ant 1	w/o	-	1.00	25.80	25.26	1.13	-0.14	0.174	0.20
20	WCDMA II	RMC12.2K	Front Face	10	9400			Ant 1	w/o	-	1.00	23.30	22.94	1.09	0.15	0.258	0.28
	WCDMA II	RMC12.2K	Rear Face	10	9400			Ant 1	w/o	-	1.00	23.30	22.94	1.09	-0.01	0.274	0.30
	WCDMA II	RMC12.2K	Front Face	10	9400			Ant 1	w/	-	1.00	21.50	21.23	1.06	-0.1	0.187	0.20
	WCDMA II	RMC12.2K	Rear Face	10	9400			Ant 1	w/	-	1.00	21.50	21.23	1.06	-0.16	0.19	0.20
	WCDMA II	RMC12.2K	Rear Face	10	9262			Ant 1	w/o	-	1.00	23.30	22.87	1.10	-0.13	0.196	0.22
	WCDMA II	RMC12.2K	Rear Face	10	9538			Ant 1	w/o	-	1.00	23.30	22.86	1.11	0.03	0.26	0.29
21	WCDMA IV	RMC12.2K	Front Face	10	1413			Ant 1	w/o	-	1.00	23.30	23.02	1.07	-0.09	0.282	0.30
	WCDMA IV	RMC12.2K	Rear Face	10	1413			Ant 1	w/o	-	1.00	23.30	23.02	1.07	-0.05	0.306	0.33
	WCDMA IV	RMC12.2K	Front Face	10	1413			Ant 1	w/	-	1.00	21.50	20.91	1.15	0.18	0.216	0.25
	WCDMA IV	RMC12.2K	Rear Face	10	1413			Ant 1	w/	-	1.00	21.50	20.91	1.15	-0.1	0.235	0.27
	WCDMA IV	RMC12.2K	Rear Face	10	1312			Ant 1	w/o	-	1.00	23.30	22.28	1.26	-0.05	0.32	0.40
	WCDMA IV	RMC12.2K	Rear Face	10	1513			Ant 1	w/o	-	1.00	23.30	22.46	1.21	0.06	0.29	0.35
22	WCDMA V	RMC12.2K	Front Face	10	4182			Ant 3	w/o	-	1.00	24.00	23.48	1.13	0.19	0.3	0.34
	WCDMA V	RMC12.2K	Rear Face	10	4182			Ant 3	w/o	-	1.00	24.00	23.48	1.13	0.01	0.49	0.55
	WCDMA V	RMC12.2K	Rear Face	10	4132			Ant 3	w/o	-	1.00	24.00	23.39	1.15	0.19	0.418	0.48
	WCDMA V	RMC12.2K	Rear Face	10	4233			Ant 3	w/o	-	1.00	24.00	23.34	1.16	-0.14	0.539	0.63
23	LTE 2	QPSK20M	Front Face	10	18900	1	0	Ant 1	w/o	-	1.00	23.30	22.76	1.13	-0.1	0.251	0.28
	LTE 2	QPSK20M	Rear Face	10	18900	1	0	Ant 1	w/o	-	1.00	23.30	22.76	1.13	-0.17	0.233	0.26
	LTE 2	QPSK20M	Front Face	10	18900	50	0	Ant 1	w/o	-	1.00	22.30	21.59	1.18	-0.12	0.175	0.21
	LTE 2	QPSK20M	Rear Face	10	18900	50	0	Ant 1	w/o	-	1.00	22.30	21.59	1.18	-0.08	0.203	0.24
	LTE 2	QPSK20M	Front Face	10	18900	1	0	Ant 1	w/	-	1.00	21.50	20.60	1.23	0.08	0.189	0.23
	LTE 2	QPSK20M	Rear Face	10	18900	1	0	Ant 1	w/	-	1.00	21.50	20.60	1.23	-0.08	0.173	0.21
	LTE 2	QPSK20M	Front Face	10	18900	50	0	Ant 1	w/	-	1.00	20.50	19.58	1.24	0.14	0.179	0.22
	LTE 2	QPSK20M	Rear Face	10	18900	50	0	Ant 1	w/	-	1.00	20.50	19.58	1.24	-0.18	0.167	0.21
	LTE 2	QPSK20M	Front Face	10	18700	1	0	Ant 1	w/o	-	1.00	23.30	22.58	1.18	-0.02	0.213	0.25
	LTE 2	QPSK20M	Front Face	10	19100	1	0	Ant 1	w/o	-	1.00	23.30	22.61	1.17	0.15	0.232	0.27

Body-worn SAR Test Result

System & Position								DUT & Accessory			SAR						
Plot No.	Band	Mode	Test Position	Separation Distance (mm)	Channel	RB#	RB offset	Ant Status	Power Reduction When Wi-Fi On	Duty Cycle	Crest Factor	Max. Tune-up Power (dBm)	Measured Conducted Power (dBm)	Scaling Factor	Power Drift (dB)	Measured SAR-1g (W/kg)	Scaled SAR-1g (W/kg)
	LTE 4	QPSK20M	Front Face	10	20175	1	0	Ant 1	w/o	-	1.00	23.30	22.55	1.19	-0.17	0.2	0.24
	LTE 4	QPSK20M	Rear Face	10	20175	1	0	Ant 1	w/o	-	1.00	23.30	22.55	1.19	-0.1	0.203	0.24
	LTE 4	QPSK20M	Front Face	10	20175	50	0	Ant 1	w/o	-	1.00	22.30	21.51	1.20	0.18	0.196	0.24
	LTE 4	QPSK20M	Rear Face	10	20175	50	0	Ant 1	w/o	-	1.00	22.30	21.51	1.20	-0.12	0.19	0.23
	LTE 4	QPSK20M	Front Face	10	20175	1	0	Ant 1	w/	-	1.00	21.50	20.47	1.27	0.19	0.189	0.24
	LTE 4	QPSK20M	Rear Face	10	20175	1	0	Ant 1	w/	-	1.00	21.50	20.47	1.27	-0.08	0.174	0.22
	LTE 4	QPSK20M	Front Face	10	20175	50	0	Ant 1	w/	-	1.00	20.50	19.47	1.27	-0.1	0.187	0.24
	LTE 4	QPSK20M	Rear Face	10	20175	50	0	Ant 1	w/	-	1.00	20.50	19.47	1.27	-0.07	0.196	0.25
24	LTE 4	QPSK20M	Rear Face	10	20050	1	0	Ant 1	w/o	-	1.00	23.30	22.43	1.22	-0.05	0.271	0.33
	LTE 4	QPSK20M	Rear Face	10	20300	1	0	Ant 1	w/o	-	1.00	23.30	22.38	1.24	0.1	0.232	0.29
	LTE 5	QPSK10M	Front Face	10	20525	1	0	Ant 3	w/o	-	1.00	24.00	23.72	1.07	-0.11	0.261	0.28
	LTE 5	QPSK10M	Rear Face	10	20525	1	0	Ant 3	w/o	-	1.00	24.00	23.72	1.07	0.15	0.438	0.47
	LTE 5	QPSK10M	Front Face	10	20525	25	0	Ant 3	w/o	-	1.00	23.00	22.57	1.10	0.03	0.204	0.22
	LTE 5	QPSK10M	Rear Face	10	20525	25	0	Ant 3	w/o	-	1.00	23.00	22.57	1.10	-0.1	0.359	0.39
	LTE 5	QPSK10M	Rear Face	10	20450	1	0	Ant 3	w/o	-	1.00	24.00	23.49	1.12	-0.01	0.399	0.45
25	LTE 5	QPSK10M	Rear Face	10	20600	1	0	Ant 3	w/o	-	1.00	24.00	23.59	1.10	-0.14	0.464	0.51
26	LTE 7	QPSK20M	Front Face	10	21100	1	0	Ant 1	w/o	-	1.00	22.50	21.90	1.15	0.03	0.388	0.45
	LTE 7	QPSK20M	Rear Face	10	21100	1	0	Ant 1	w/o	-	1.00	22.50	21.90	1.15	-0.13	0.383	0.44
	LTE 7	QPSK20M	Front Face	10	21100	50	0	Ant 1	w/o	-	1.00	21.50	20.73	1.19	-0.03	0.307	0.37
	LTE 7	QPSK20M	Rear Face	10	21100	50	0	Ant 1	w/o	-	1.00	21.50	20.73	1.19	0.13	0.309	0.37
	LTE 7	QPSK20M	Front Face	10	20850	1	0	Ant 1	w/o	-	1.00	22.50	21.71	1.20	-0.03	0.342	0.41
	LTE 7	QPSK20M	Front Face	10	21350	1	0	Ant 1	w/o	-	1.00	22.50	21.69	1.21	0.04	0.355	0.43
	LTE 12	QPSK10M	Front Face	10	23095	1	0	Ant 3	w/o	-	1.00	24.00	23.51	1.12	0.12	0.079	0.09
	LTE 12	QPSK10M	Rear Face	10	23095	1	0	Ant 3	w/o	-	1.00	24.00	23.51	1.12	-0.02	0.138	0.15
	LTE 12	QPSK10M	Front Face	10	23095	25	0	Ant 3	w/o	-	1.00	23.00	22.45	1.14	0.11	0.07	0.08
	LTE 12	QPSK10M	Rear Face	10	23095	25	0	Ant 3	w/o	-	1.00	23.00	22.45	1.14	-0.05	0.114	0.13
	LTE 12	QPSK10M	Rear Face	10	23060	1	0	Ant 3	w/o	-	1.00	24.00	23.42	1.14	-0.19	0.125	0.14
27	LTE 12	QPSK10M	Rear Face	10	23130	1	0	Ant 3	w/o	-	1.00	24.00	23.27	1.18	-0.13	0.152	0.18
	LTE 13	QPSK10M	Front Face	10	23230	1	0	Ant 3	w/o	-	1.00	24.00	23.39	1.15	-0.03	0.302	0.35
28	LTE 13	QPSK10M	Rear Face	10	23230	1	0	Ant 3	w/o	-	1.00	24.00	23.39	1.15	-0.1	0.441	0.51
	LTE 13	QPSK10M	Front Face	10	23230	25	0	Ant 3	w/o	-	1.00	23.00	22.45	1.14	-0.12	0.238	0.27
	LTE 13	QPSK10M	Rear Face	10	23230	25	0	Ant 3	w/o	-	1.00	23.00	22.45	1.14	-0.06	0.357	0.41
	LTE 41	QPSK20M	Front Face	10	40185	1	0	Ant 1	w/o	-	1.00	24.50	23.93	1.14	-0.12	0.298	0.34
29	LTE 41	QPSK20M	Rear Face	10	40185	1	0	Ant 1	w/o	-	1.00	24.50	23.93	1.14	-0.02	0.31	0.35
	LTE 41	QPSK20M	Front Face	10	40185	50	0	Ant 1	w/o	-	1.00	23.50	22.88	1.15	0.03	0.232	0.27
	LTE 41	QPSK20M	Rear Face	10	40185	50	0	Ant 1	w/o	-	1.00	23.50	22.88	1.15	-0.16	0.246	0.28
	LTE 41	QPSK20M	Rear Face	10	39750	1	0	Ant 1	w/o	-	1.00	24.50	23.72	1.20	-0.15	0.249	0.30
	LTE 41	QPSK20M	Rear Face	10	40620	1	0	Ant 1	w/o	-	1.00	24.50	23.74	1.19	-0.17	0.285	0.34
	LTE 41	QPSK20M	Rear Face	10	41055	1	0	Ant 1	w/o	-	1.00	24.50	23.62	1.22	-0.05	0.278	0.34
	LTE 41	QPSK20M	Rear Face	10	41490	1	0	Ant 1	w/o	-	1.00	24.50	23.72	1.20	-0.19	0.287	0.34

Body-worn SAR Test Result

System & Position								DUT & Accessory		SAR							
Plot No.	Band	Mode	Test Position	Separation Distance (mm)	Channel	RB#	RB offset	Ant Status	Power Reduction When Wi-Fi On	Duty Cycle	Crest Factor	Max. Tune-up Power (dBm)	Measured Conducted Power (dBm)	Scaling Factor	Power Drift (dB)	Measured SAR-1g (W/kg)	Scaled SAR-1g (W/kg)
30	WLAN2.4G	802.11b	Front Face	10	11			Ant 4+8	w/o	97.63	1.02	15.00	14.75	1.06	-0.01	0.032	0.03
	WLAN2.4G	802.11b	Rear Face	10	11			Ant 4+8	w/o	97.63	1.02	15.00	14.75	1.06	0.13	0.02	0.02
	WLAN2.4G	802.11b	Front Face	10	1			Ant 4+8	w/o	97.63	1.02	15.00	14.59	1.10	0.07	0.029	0.03
	WLAN2.4G	802.11b	Front Face	10	6			Ant 4+8	w/o	97.63	1.02	15.00	14.61	1.09	-0.04	0.03	0.03
31	WLAN5.3G	802.11ac VHT160	Front Face	10	50			Ant 4+8	w/o	100.00	1.00	15.00	14.75	1.06	-0.04	0.024	0.03
	WLAN5.3G	802.11ac VHT160	Rear Face	10	50			Ant 4+8	w/o	100.00	1.00	15.00	14.75	1.06	0.05	0.017	0.02
32	WLAN5.6G	802.11ac VHT160	Front Face	10	114			Ant 4+8	w/o	100.00	1.00	15.00	14.81	1.04	-0.05	0.044	0.05
	WLAN5.6G	802.11ac VHT160	Rear Face	10	114			Ant 4+8	w/o	100.00	1.00	15.00	14.81	1.04	0.11	0.037	0.04
33	WLAN5.8G	802.11ac VHT80	Front Face	10	155			Ant 4+8	w/o	100.00	1.00	15.00	14.70	1.07	0.12	0.036	0.04
	WLAN5.8G	802.11ac VHT80	Rear Face	10	155			Ant 4+8	w/o	100.00	1.00	15.00	14.70	1.07	0.01	0.029	0.03
34	BT	BDR	Front Face	10	0			Ant 8	w/o	76.72	1.30	11.00	10.15	1.22	-0.14	0.011	0.02
	BT	BDR	Rear Face	10	0			Ant 8	w/o	76.72	1.30	11.00	10.15	1.22	0	<0.001	0.00
	BT	BDR	Front Face	10	39			Ant 8	w/o	76.72	1.30	11.00	9.40	1.45	-0.02	0.00752	0.01
	BT	BDR	Front Face	10	78			Ant 8	w/o	76.72	1.30	11.00	9.48	1.42	-0.11	0.00839	0.02

Hotspot SAR Test Result

System & Position								DUT & Accessory			SAR						
Plot No.	Band	Mode	Test Position	Separation Distance (mm)	Channel	RB#	RB offset	Ant Status	Power Reduction When Wi-Fi On	Duty Cycle	Crest Factor	Max. Tune-up Power (dBm)	Measured Conducted Power (dBm)	Scaling Factor	Power Drift (dB)	Measured SAR-1g (W/kg)	Scaled SAR-1g (W/kg)
	GSM850	GPRS 4Tx Slot	Front Face	10	128			Ant 3	w/o	-	1.00	29.00	28.61	1.09	-0.12	0.302	0.33
	GSM850	GPRS 4Tx Slot	Rear Face	10	128			Ant 3	w/o	-	1.00	29.00	28.61	1.09	0.17	0.588	0.64
	GSM850	GPRS 4Tx Slot	Right Side	10	128			Ant 3	w/o	-	1.00	29.00	28.61	1.09	-0.08	0.101	0.11
	GSM850	GPRS 4Tx Slot	Bottom Side	10	128			Ant 3	w/o	-	1.00	29.00	28.61	1.09	-0.01	0.402	0.44
	GSM850	GPRS 4Tx Slot	Rear Face	10	189			Ant 3	w/o	-	1.00	29.00	28.51	1.12	-0.14	0.485	0.54
35	GSM850	GPRS 4Tx Slot	Rear Face	10	251			Ant 3	w/o	-	1.00	29.00	28.28	1.18	0.15	0.766	0.90
	GSM1900	GPRS 4Tx Slot	Front Face	10	661			Ant 1	w/o	-	1.00	25.80	25.47	1.08	-0.12	0.176	0.19
	GSM1900	GPRS 4Tx Slot	Rear Face	10	661			Ant 1	w/o	-	1.00	25.80	25.47	1.08	-0.17	0.205	0.22
	GSM1900	GPRS 4Tx Slot	Left Side	10	661			Ant 1	w/o	-	1.00	25.80	25.47	1.08	-0.18	0.158	0.17
	GSM1900	GPRS 4Tx Slot	Bottom Side	10	661			Ant 1	w/o	-	1.00	25.80	25.47	1.08	0.05	0.425	0.46
36	GSM1900	GPRS 4Tx Slot	Bottom Side	10	512			Ant 1	w/o	-	1.00	25.80	25.35	1.11	-0.04	0.496	0.55
	GSM1900	GPRS 4Tx Slot	Bottom Side	10	810			Ant 1	w/o	-	1.00	25.80	25.26	1.13	-0.03	0.412	0.47
	WCDMA II	RMC12.2K	Front Face	10	9400			Ant 1	w/o	-	1.00	23.30	22.94	1.09	0.15	0.258	0.28
	WCDMA II	RMC12.2K	Rear Face	10	9400			Ant 1	w/o	-	1.00	23.30	22.94	1.09	-0.01	0.274	0.30
	WCDMA II	RMC12.2K	Left Side	10	9400			Ant 1	w/o	-	1.00	23.30	22.94	1.09	0.01	0.195	0.21
	WCDMA II	RMC12.2K	Bottom Side	10	9400			Ant 1	w/o	-	1.00	23.30	22.94	1.09	-0.03	0.573	0.62
	WCDMA II	RMC12.2K	Front Face	10	9400			Ant 1	w/	-	1.00	21.50	21.23	1.06	-0.1	0.187	0.20
	WCDMA II	RMC12.2K	Rear Face	10	9400			Ant 1	w/	-	1.00	21.50	21.23	1.06	-0.16	0.19	0.20
	WCDMA II	RMC12.2K	Left Side	10	9400			Ant 1	w/	-	1.00	21.50	21.23	1.06	-0.03	0.135	0.14
	WCDMA II	RMC12.2K	Bottom Side	10	9400			Ant 1	w/	-	1.00	21.50	21.23	1.06	0.19	0.373	0.40
	WCDMA II	RMC12.2K	Bottom Side	10	9262			Ant 1	w/o	-	1.00	23.30	22.87	1.10	-0.01	0.518	0.57
37	WCDMA II	RMC12.2K	Bottom Side	10	9538			Ant 1	w/o	-	1.00	23.30	22.86	1.11	-0.06	0.594	0.66
	WCDMA IV	RMC12.2K	Front Face	10	1413			Ant 1	w/o	-	1.00	23.30	23.02	1.07	-0.09	0.282	0.30
	WCDMA IV	RMC12.2K	Rear Face	10	1413			Ant 1	w/o	-	1.00	23.30	23.02	1.07	-0.05	0.306	0.33
	WCDMA IV	RMC12.2K	Left Side	10	1413			Ant 1	w/o	-	1.00	23.30	23.02	1.07	-0.16	0.149	0.16
	WCDMA IV	RMC12.2K	Bottom Side	10	1413			Ant 1	w/o	-	1.00	23.30	23.02	1.07	0.12	0.883	0.94
	WCDMA IV	RMC12.2K	Front Face	10	1413			Ant 1	w/	-	1.00	21.50	20.91	1.15	0.18	0.216	0.25
	WCDMA IV	RMC12.2K	Rear Face	10	1413			Ant 1	w/	-	1.00	21.50	20.91	1.15	-0.1	0.235	0.27
	WCDMA IV	RMC12.2K	Left Side	10	1413			Ant 1	w/	-	1.00	21.50	20.91	1.15	0.02	0.117	0.13
	WCDMA IV	RMC12.2K	Bottom Side	10	1413			Ant 1	w/	-	1.00	21.50	20.91	1.15	-0.13	0.622	0.72
38	WCDMA IV	RMC12.2K	Bottom Side	10	1312			Ant 1	w/o	-	1.00	23.30	22.28	1.26	0.07	0.898	1.13
	WCDMA IV	RMC12.2K	Bottom Side	10	1513			Ant 1	w/o	-	1.00	23.30	22.46	1.21	-0.11	0.791	0.96
	WCDMA IV	RMC12.2K	Bottom Side	10	1312			Ant 1	w/o	-	1.00	23.30	22.28	1.26	0.07	0.891	1.12
	WCDMA V	RMC12.2K	Front Face	10	4182			Ant 3	w/o	-	1.00	24.00	23.48	1.13	0.19	0.3	0.34
	WCDMA V	RMC12.2K	Rear Face	10	4182			Ant 3	w/o	-	1.00	24.00	23.48	1.13	0.01	0.49	0.55
	WCDMA V	RMC12.2K	Right Side	10	4182			Ant 3	w/o	-	1.00	24.00	23.48	1.13	-0.04	0.112	0.13
	WCDMA V	RMC12.2K	Bottom Side	10	4182			Ant 3	w/o	-	1.00	24.00	23.48	1.13	0.18	0.299	0.34
	WCDMA V	RMC12.2K	Rear Face	10	4132			Ant 3	w/o	-	1.00	24.00	23.39	1.15	0.19	0.418	0.48
39	WCDMA V	RMC12.2K	Rear Face	10	4233			Ant 3	w/o	-	1.00	24.00	23.34	1.16	-0.14	0.539	0.63

Hotspot SAR Test Result

System & Position								DUT & Accessory		SAR							
Plot No.	Band	Mode	Test Position	Separation Distance (mm)	Channel	RB#	RB offset	Ant Status	Power Reduction When Wi-Fi On	Duty Cycle	Crest Factor	Max. Tune-up Power (dBm)	Measured Conducted Power (dBm)	Scaling Factor	Power Drift (dB)	Measured SAR-1g (W/kg)	Scaled SAR-1g (W/kg)
	LTE 2	QPSK20M	Front Face	10	18900	1	0	Ant 1	w/o	-	1.00	23.30	22.76	1.13	-0.1	0.251	0.28
	LTE 2	QPSK20M	Rear Face	10	18900	1	0	Ant 1	w/o	-	1.00	23.30	22.76	1.13	-0.17	0.233	0.26
	LTE 2	QPSK20M	Left Side	10	18900	1	0	Ant 1	w/o	-	1.00	23.30	22.76	1.13	0.19	0.172	0.19
	LTE 2	QPSK20M	Bottom Side	10	18900	1	0	Ant 1	w/o	-	1.00	23.30	22.76	1.13	-0.04	0.576	0.65
	LTE 2	QPSK20M	Front Face	10	18900	50	0	Ant 1	w/o	-	1.00	22.30	21.59	1.18	-0.12	0.175	0.21
	LTE 2	QPSK20M	Rear Face	10	18900	50	0	Ant 1	w/o	-	1.00	22.30	21.59	1.18	-0.08	0.203	0.24
	LTE 2	QPSK20M	Left Side	10	18900	50	0	Ant 1	w/o	-	1.00	22.30	21.59	1.18	-0.01	0.142	0.17
	LTE 2	QPSK20M	Bottom Side	10	18900	50	0	Ant 1	w/o	-	1.00	22.30	21.59	1.18	-0.13	0.486	0.57
	LTE 2	QPSK20M	Front Face	10	18900	1	0	Ant 1	w/	-	1.00	21.50	20.60	1.23	0.08	0.189	0.23
	LTE 2	QPSK20M	Rear Face	10	18900	1	0	Ant 1	w/	-	1.00	21.50	20.60	1.23	-0.08	0.173	0.21
	LTE 2	QPSK20M	Left Side	10	18900	1	0	Ant 1	w/	-	1.00	21.50	20.60	1.23	-0.18	0.136	0.17
	LTE 2	QPSK20M	Bottom Side	10	18900	1	0	Ant 1	w/	-	1.00	21.50	20.60	1.23	-0.11	0.435	0.54
	LTE 2	QPSK20M	Front Face	10	18900	50	0	Ant 1	w/	-	1.00	20.50	19.58	1.24	0.14	0.179	0.22
	LTE 2	QPSK20M	Rear Face	10	18900	50	0	Ant 1	w/	-	1.00	20.50	19.58	1.24	-0.18	0.167	0.21
	LTE 2	QPSK20M	Left Side	10	18900	50	0	Ant 1	w/	-	1.00	20.50	19.58	1.24	0.03	0.105	0.13
	LTE 2	QPSK20M	Bottom Side	10	18900	50	0	Ant 1	w/	-	1.00	20.50	19.58	1.24	-0.07	0.454	0.56
	LTE 2	QPSK20M	Bottom Side	10	18700	1	0	Ant 1	w/o	-	1.00	23.30	22.58	1.18	0.1	0.552	0.65
40	LTE 2	QPSK20M	Bottom Side	10	19100	1	0	Ant 1	w/o	-	1.00	23.30	22.61	1.17	-0.03	0.607	0.71
	LTE 4	QPSK20M	Front Face	10	20175	1	0	Ant 1	w/o	-	1.00	23.30	22.55	1.19	-0.17	0.2	0.24
	LTE 4	QPSK20M	Rear Face	10	20175	1	0	Ant 1	w/o	-	1.00	23.30	22.55	1.19	-0.1	0.203	0.24
	LTE 4	QPSK20M	Left Side	10	20175	1	0	Ant 1	w/o	-	1.00	23.30	22.55	1.19	-0.06	0.136	0.16
	LTE 4	QPSK20M	Bottom Side	10	20175	1	0	Ant 1	w/o	-	1.00	23.30	22.55	1.19	-0.18	0.681	0.81
	LTE 4	QPSK20M	Front Face	10	20175	50	0	Ant 1	w/o	-	1.00	22.30	21.51	1.20	0.18	0.196	0.24
	LTE 4	QPSK20M	Rear Face	10	20175	50	0	Ant 1	w/o	-	1.00	22.30	21.51	1.20	-0.12	0.19	0.23
	LTE 4	QPSK20M	Left Side	10	20175	50	0	Ant 1	w/o	-	1.00	22.30	21.51	1.20	0.05	0.101	0.12
	LTE 4	QPSK20M	Bottom Side	10	20175	50	0	Ant 1	w/o	-	1.00	22.30	21.51	1.20	0.09	0.507	0.61
	LTE 4	QPSK20M	Front Face	10	20175	1	0	Ant 1	w/	-	1.00	21.50	20.47	1.27	0.19	0.189	0.24
	LTE 4	QPSK20M	Rear Face	10	20175	1	0	Ant 1	w/	-	1.00	21.50	20.47	1.27	-0.08	0.174	0.22
	LTE 4	QPSK20M	Left Side	10	20175	1	0	Ant 1	w/	-	1.00	21.50	20.47	1.27	0.19	0.095	0.12
	LTE 4	QPSK20M	Bottom Side	10	20175	1	0	Ant 1	w/	-	1.00	21.50	20.47	1.27	0.16	0.653	0.83
	LTE 4	QPSK20M	Front Face	10	20175	50	0	Ant 1	w/	-	1.00	20.50	19.47	1.27	-0.1	0.187	0.24
	LTE 4	QPSK20M	Rear Face	10	20175	50	0	Ant 1	w/	-	1.00	20.50	19.47	1.27	-0.07	0.196	0.25
	LTE 4	QPSK20M	Left Side	10	20175	50	0	Ant 1	w/	-	1.00	20.50	19.47	1.27	-0.09	0.101	0.13
	LTE 4	QPSK20M	Bottom Side	10	20175	50	0	Ant 1	w/	-	1.00	20.50	19.47	1.27	-0.08	0.5	0.64
41	LTE 4	QPSK20M	Bottom Side	10	20050	1	0	Ant 1	w/o	-	1.00	23.30	22.43	1.22	0.07	0.698	0.85
	LTE 4	QPSK20M	Bottom Side	10	20300	1	0	Ant 1	w/o	-	1.00	23.30	22.38	1.24	-0.17	0.627	0.78
	LTE 5	QPSK10M	Front Face	10	20525	1	0	Ant 3	w/o	-	1.00	24.00	23.72	1.07	-0.11	0.261	0.28
	LTE 5	QPSK10M	Rear Face	10	20525	1	0	Ant 3	w/o	-	1.00	24.00	23.72	1.07	0.15	0.438	0.47
	LTE 5	QPSK10M	Right Side	10	20525	1	0	Ant 3	w/o	-	1.00	24.00	23.72	1.07	0.19	0.116	0.12
	LTE 5	QPSK10M	Bottom Side	10	20525	1	0	Ant 3	w/o	-	1.00	24.00	23.72	1.07	-0.14	0.248	0.27
	LTE 5	QPSK10M	Front Face	10	20525	25	0	Ant 3	w/o	-	1.00	23.00	22.57	1.10	0.03	0.204	0.22
	LTE 5	QPSK10M	Rear Face	10	20525	25	0	Ant 3	w/o	-	1.00	23.00	22.57	1.10	-0.1	0.359	0.39
	LTE 5	QPSK10M	Right Side	10	20525	25	0	Ant 3	w/o	-	1.00	23.00	22.57	1.10	-0.09	0.085	0.09
	LTE 5	QPSK10M	Bottom Side	10	20525	25	0	Ant 3	w/o	-	1.00	23.00	22.57	1.10	-0.01	0.209	0.23
	LTE 5	QPSK10M	Rear Face	10	20450	1	0	Ant 3	w/o	-	1.00	24.00	23.49	1.12	-0.01	0.399	0.45
42	LTE 5	QPSK10M	Rear Face	10	20600	1	0	Ant 3	w/o	-	1.00	24.00	23.59	1.10	-0.14	0.464	0.51

Hotspot SAR Test Result

System & Position								DUT & Accessory		SAR							
Plot No.	Band	Mode	Test Position	Separation Distance (mm)	Channel	RB#	RB offset	Ant Status	Power Reduction When Wi-Fi On	Duty Cycle	Crest Factor	Max. Tune-up Power (dBm)	Measured Conducted Power (dBm)	Scaling Factor	Power Drift (dB)	Measured SAR-1g (W/kg)	Scaled SAR-1g (W/kg)
	LTE 7	QPSK20M	Front Face	10	21100	1	0	Ant 1	w/o	-	1.00	22.50	21.90	1.15	0.03	0.388	0.45
	LTE 7	QPSK20M	Rear Face	10	21100	1	0	Ant 1	w/o	-	1.00	22.50	21.90	1.15	-0.13	0.383	0.44
	LTE 7	QPSK20M	Left Side	10	21100	1	0	Ant 1	w/o	-	1.00	22.50	21.90	1.15	-0.01	0.159	0.18
	LTE 7	QPSK20M	Bottom Side	10	21100	1	0	Ant 1	w/o	-	1.00	22.50	21.90	1.15	-0.18	0.774	0.89
	LTE 7	QPSK20M	Front Face	10	21100	50	0	Ant 1	w/o	-	1.00	21.50	20.73	1.19	-0.03	0.307	0.37
	LTE 7	QPSK20M	Rear Face	10	21100	50	0	Ant 1	w/o	-	1.00	21.50	20.73	1.19	0.13	0.309	0.37
	LTE 7	QPSK20M	Left Side	10	21100	50	0	Ant 1	w/o	-	1.00	21.50	20.73	1.19	-0.02	0.14	0.17
	LTE 7	QPSK20M	Bottom Side	10	21100	50	0	Ant 1	w/o	-	1.00	21.50	20.73	1.19	0.08	0.616	0.73
	LTE 7	QPSK20M	Bottom Side	10	20850	1	0	Ant 1	w/o	-	1.00	22.50	21.71	1.20	-0.18	0.715	0.86
43	LTE 7	QPSK20M	Bottom Side	10	21350	1	0	Ant 1	w/o	-	1.00	22.50	21.69	1.21	-0.07	0.84	1.02
	LTE 7	QPSK20M	Bottom Side	10	21350	1	0	Ant 1	w/o	-	1.00	22.50	21.69	1.21	-0.07	0.838	1.01
	LTE 12	QPSK10M	Front Face	10	23095	1	0	Ant 3	w/o	-	1.00	24.00	23.51	1.12	0.12	0.079	0.09
	LTE 12	QPSK10M	Rear Face	10	23095	1	0	Ant 3	w/o	-	1.00	24.00	23.51	1.12	-0.02	0.138	0.15
	LTE 12	QPSK10M	Right Side	10	23095	1	0	Ant 3	w/o	-	1.00	24.00	23.51	1.12	-0.09	0.069	0.08
	LTE 12	QPSK10M	Bottom Side	10	23095	1	0	Ant 3	w/o	-	1.00	24.00	23.51	1.12	-0.03	0.072	0.08
	LTE 12	QPSK10M	Front Face	10	23095	25	0	Ant 3	w/o	-	1.00	23.00	22.45	1.14	0.11	0.07	0.08
	LTE 12	QPSK10M	Rear Face	10	23095	25	0	Ant 3	w/o	-	1.00	23.00	22.45	1.14	-0.05	0.114	0.13
	LTE 12	QPSK10M	Right Side	10	23095	25	0	Ant 3	w/o	-	1.00	23.00	22.45	1.14	0.05	0.049	0.06
	LTE 12	QPSK10M	Bottom Side	10	23095	25	0	Ant 3	w/o	-	1.00	23.00	22.45	1.14	0.17	0.066	0.08
	LTE 12	QPSK10M	Rear Face	10	23060	1	0	Ant 3	w/o	-	1.00	24.00	23.42	1.14	-0.19	0.125	0.14
44	LTE 12	QPSK10M	Rear Face	10	23130	1	0	Ant 3	w/o	-	1.00	24.00	23.27	1.18	-0.13	0.152	0.18
	LTE 13	QPSK10M	Front Face	10	23230	1	0	Ant 3	w/o	-	1.00	24.00	23.39	1.15	-0.03	0.302	0.35
45	LTE 13	QPSK10M	Rear Face	10	23230	1	0	Ant 3	w/o	-	1.00	24.00	23.39	1.15	-0.1	0.441	0.51
	LTE 13	QPSK10M	Right Side	10	23230	1	0	Ant 3	w/o	-	1.00	24.00	23.39	1.15	0.08	0.145	0.17
	LTE 13	QPSK10M	Bottom Side	10	23230	1	0	Ant 3	w/o	-	1.00	24.00	23.39	1.15	0.05	0.21	0.24
	LTE 13	QPSK10M	Front Face	10	23230	25	0	Ant 3	w/o	-	1.00	23.00	22.45	1.14	-0.12	0.238	0.27
	LTE 13	QPSK10M	Rear Face	10	23230	25	0	Ant 3	w/o	-	1.00	23.00	22.45	1.14	-0.06	0.357	0.41
	LTE 13	QPSK10M	Right Side	10	23230	25	0	Ant 3	w/o	-	1.00	23.00	22.45	1.14	-0.13	0.118	0.13
	LTE 13	QPSK10M	Bottom Side	10	23230	25	0	Ant 3	w/o	-	1.00	23.00	22.45	1.14	-0.19	0.166	0.19
	LTE 41	QPSK20M	Front Face	10	40185	1	0	Ant 1	w/o	-	1.00	24.50	23.93	1.14	-0.12	0.298	0.34
	LTE 41	QPSK20M	Rear Face	10	40185	1	0	Ant 1	w/o	-	1.00	24.50	23.93	1.14	-0.02	0.31	0.35
	LTE 41	QPSK20M	Left Side	10	40185	1	0	Ant 1	w/o	-	1.00	24.50	23.93	1.14	-0.11	0.11	0.13
	LTE 41	QPSK20M	Bottom Side	10	40185	1	0	Ant 1	w/o	-	1.00	24.50	23.93	1.14	-0.04	0.544	0.62
	LTE 41	QPSK20M	Front Face	10	40185	50	0	Ant 1	w/o	-	1.00	23.50	22.88	1.15	0.03	0.232	0.27
	LTE 41	QPSK20M	Rear Face	10	40185	50	0	Ant 1	w/o	-	1.00	23.50	22.88	1.15	-0.16	0.246	0.28
	LTE 41	QPSK20M	Left Side	10	40185	50	0	Ant 1	w/o	-	1.00	23.50	22.88	1.15	-0.01	0.09	0.10
	LTE 41	QPSK20M	Bottom Side	10	40185	50	0	Ant 1	w/o	-	1.00	23.50	22.88	1.15	-0.02	0.452	0.52
	LTE 41	QPSK20M	Bottom Side	10	39750	1	0	Ant 1	w/o	-	1.00	24.50	23.72	1.20	-0.02	0.453	0.54
46	LTE 41	QPSK20M	Bottom Side	10	40620	1	0	Ant 1	w/o	-	1.00	24.50	23.74	1.19	-0.08	0.547	0.65
	LTE 41	QPSK20M	Bottom Side	10	41055	1	0	Ant 1	w/o	-	1.00	24.50	23.62	1.22	0.07	0.529	0.65
	LTE 41	QPSK20M	Bottom Side	10	41490	1	0	Ant 1	w/o	-	1.00	24.50	23.72	1.20	0.04	0.487	0.58

Hotspot SAR Test Result

System & Position								DUT & Accessory		SAR							
Plot No.	Band	Mode	Test Position	Separation Distance (mm)	Channel	RB#	RB offset	Ant Status	Power Reduction When Wi-Fi On	Duty Cycle	Crest Factor	Max. Tune-up Power (dBm)	Measured Conducted Power (dBm)	Scaling Factor	Power Drift (dB)	Measured SAR-1g (W/kg)	Scaled SAR-1g (W/kg)
	WLAN2.4G	802.11b	Front Face	10	11			Ant 4+8	w/o	97.63	1.02	15.00	14.75	1.06	-0.01	0.032	0.03
	WLAN2.4G	802.11b	Rear Face	10	11			Ant 4+8	w/o	97.63	1.02	15.00	14.75	1.06	0.13	0.02	0.02
47	WLAN2.4G	802.11b	Left Side	10	11			Ant 4+8	w/o	97.63	1.02	15.00	14.75	1.06	-0.01	0.059	0.06
	WLAN2.4G	802.11b	Right Side	10	11			Ant 4+8	w/o	97.63	1.02	15.00	14.75	1.06	-0.03	0.041	0.04
	WLAN2.4G	802.11b	Top Side	10	11			Ant 4+8	w/o	97.63	1.02	15.00	14.75	1.06	0	<0.001	0.00
	WLAN2.4G	802.11b	Left Side	10	1			Ant 4+8	w/o	97.63	1.02	15.00	14.59	1.10	-0.17	0.051	0.06
	WLAN2.4G	802.11b	Left Side	10	6			Ant 4+8	w/o	97.63	1.02	15.00	14.61	1.09	0.08	0.048	0.05
	BT	BDR	Front Face	10	0			Ant 8	w/o	76.72	1.30	11.00	10.15	1.22	-0.14	0.011	0.02
	BT	BDR	Rear Face	10	0			Ant 8	w/o	76.72	1.30	11.00	10.15	1.22	0	<0.001	0.00
48	BT	BDR	Left Side	10	0			Ant 8	w/o	76.72	1.30	11.00	10.15	1.22	-0.03	0.02	0.03
	BT	BDR	Top Side	10	0			Ant 8	w/o	76.72	1.30	11.00	10.15	1.22	0	<0.001	0.00
	BT	BDR	Left Side	10	39			Ant 8	w/o	76.72	1.30	11.00	9.40	1.45	0.18	0.014	0.03
	BT	BDR	Left Side	10	78			Ant 8	w/o	76.72	1.30	11.00	9.48	1.42	0.06	0.014	0.03

Product Specific SAR Test Result

System & Position								DUT & Accessory		SAR							
Plot No.	Band	Mode	Test Position	Separation Distance (mm)	Channel	RB#	RB offset	Ant Status	Power Reduction When Wi-Fi On	Duty Cycle	Crest Factor	Max. Tune-up Power (dBm)	Measured Conducted Power (dBm)	Scaling Factor	Power Drift (dB)	Measured SAR-10g (W/kg)	Scaled SAR-10g (W/kg)
49	WLAN5.3G	802.11ac VHT160	Front Face	0	50			Ant 4+8	w/o	100.00	1.00	15.00	14.75	1.06	-0.05	0.205	0.22
	WLAN5.3G	802.11ac VHT160	Rear Face	0	50			Ant 4+8	w/o	100.00	1.00	15.00	14.75	1.06	0.13	0.06	0.06
	WLAN5.3G	802.11ac VHT160	Left Side	0	50			Ant 4+8	w/o	100.00	1.00	15.00	14.75	1.06	0.05	0.357	0.38
	WLAN5.3G	802.11ac VHT160	Right Side	0	50			Ant 4+8	w/o	100.00	1.00	15.00	14.75	1.06	0.11	0.066	0.07
	WLAN5.3G	802.11ac VHT160	Top Side	0	50			Ant 4+8	w/o	100.00	1.00	15.00	14.75	1.06	0.05	0.035	0.04
50	WLAN5.6G	802.11ac VHT160	Front Face	0	114			Ant 4+8	w/o	100.00	1.00	15.00	14.81	1.04	0.02	0.215	0.22
	WLAN5.6G	802.11ac VHT160	Rear Face	0	114			Ant 4+8	w/o	100.00	1.00	15.00	14.81	1.04	0.16	0.069	0.07
	WLAN5.6G	802.11ac VHT160	Left Side	0	114			Ant 4+8	w/o	100.00	1.00	15.00	14.81	1.04	-0.03	0.43	0.45
	WLAN5.6G	802.11ac VHT160	Right Side	0	114			Ant 4+8	w/o	100.00	1.00	15.00	14.81	1.04	-0.13	0.074	0.08
	WLAN5.6G	802.11ac VHT160	Top Side	0	114			Ant 4+8	w/o	100.00	1.00	15.00	14.81	1.04	-0.14	0.044	0.05
	WLAN5.6G	802.11ac VHT160	Left Side	0	114			Ant 4+8	w/o	100.00	1.00	15.00	14.81	1.04	0.05	0.425	0.44
51	WLAN5.8G	802.11ac VHT80	Front Face	0	155			Ant 4+8	w/o	100.00	1.00	15.00	14.70	1.07	-0.01	0.279	0.30
	WLAN5.8G	802.11ac VHT80	Rear Face	0	155			Ant 4+8	w/o	100.00	1.00	15.00	14.70	1.07	0.03	0.068	0.07
	WLAN5.8G	802.11ac VHT80	Left Side	0	155			Ant 4+8	w/o	100.00	1.00	15.00	14.70	1.07	0.16	0.403	0.43
	WLAN5.8G	802.11ac VHT80	Right Side	0	155			Ant 4+8	w/o	100.00	1.00	15.00	14.70	1.07	-0.04	0.093	0.10
	WLAN5.8G	802.11ac VHT80	Top Side	0	155			Ant 4+8	w/o	100.00	1.00	15.00	14.70	1.07	0.17	0.039	0.04

Annex G. SAR Measurement Variability

SAR repeated measurement are shown as below.

Repeat SAR

Plot	Band	Mode	Test Position	Ch.	Original Measured SAR-1g (W/kg)	1st Repeated SAR-1g (W/kg)	L/S Ratio
R38	WCDAM IV	RMC12.2K	Bottom Side	1312	0.898	0.891	1.01
R43	LTE 7	QPSK20M	Bottom Side	21350	0.84	0.838	1.00

Annex H. Analysis of Simultaneous Transmission SAR.

The analysis of simultaneous transmission SAR are shown as below.

<Possibilities of Simultaneous Transmission>

The simultaneous transmission possibilities for this device are listed as below.

Simultaneous TX Combination	Capable Transmit Configurations	Head / Body-worn Exposure Condition	Hotspot Exposure Condition
A	WWAN + WLAN 2.4G MIMO	Yes	Yes
B	WWAN + WLAN 5G MIMO	Yes	No
C	WWAN + BT	Yes	Yes
D	WWAN + WLAN 2.4G MIMO + WLAN 5G MIMO	Yes	No
E	WWAN + WLAN 5G MIMO + BT	Yes	No

Notes

1. Simultaneous TX Combination A, B can be covered by C for Head and Body-worn exposure condition
2. Simultaneous TX Combination C can be covered by E for Head and Body-worn exposure condition
3. When Wi-Fi Tethering On, WCDMA II / IV and LTE B2 / B4 will enable power reduction for simultaneous SAR compliance.

Simultaneous Transmission SAR Evaluation (Head)							
Band	Position	1	2	3	4	D (1+2+3)	E (1+3+4)
		Max WWAN	Max WLAN 2.4GHz	Max WLAN 5GHz	Max BT Ant 8	Summing result 1g SAR W/kg	Summing result 1g SAR W/kg
		1g SAR W/kg	1g SAR W/kg	1g SAR W/kg	1g SAR W/kg		
GSM850	Right Cheek	0.10	0.22	0.26	0.09	0.58	0.45
	Right Tilted	0.06	0.16	0.22	0.09	0.44	0.37
	Left Cheek	0.16	0.09	0.21	0.00	0.46	0.37
	Left Tilted	0.06	0.07	0.08	0.00	0.21	0.14
GSM1900	Right Cheek	0.00	0.22	0.26	0.09	0.48	0.35
	Right Tilted	0.00	0.16	0.22	0.09	0.38	0.31
	Left Cheek	0.06	0.09	0.21	0.00	0.36	0.27
	Left Tilted	0.00	0.07	0.08	0.00	0.15	0.08
WCDMA II	Right Cheek	0.06	0.22	0.26	0.09	0.54	0.41
	Right Tilted	0.00	0.16	0.22	0.09	0.38	0.31
	Left Cheek	0.11	0.09	0.21	0.00	0.41	0.32
	Left Tilted	0.00	0.07	0.08	0.00	0.15	0.08
WCDMA IV	Right Cheek	0.06	0.22	0.26	0.09	0.54	0.41
	Right Tilted	0.00	0.16	0.22	0.09	0.38	0.31
	Left Cheek	0.11	0.09	0.21	0.00	0.41	0.32
	Left Tilted	0.00	0.07	0.08	0.00	0.15	0.08
WCDMA V	Right Cheek	0.10	0.22	0.26	0.09	0.58	0.45
	Right Tilted	0.06	0.16	0.22	0.09	0.44	0.37
	Left Cheek	0.16	0.09	0.21	0.00	0.46	0.37
	Left Tilted	0.06	0.07	0.08	0.00	0.21	0.14
LTE 2	Right Cheek	0.06	0.22	0.26	0.09	0.54	0.41
	Right Tilted	0.00	0.16	0.22	0.09	0.38	0.31
	Left Cheek	0.07	0.09	0.21	0.00	0.37	0.28
	Left Tilted	0.04	0.07	0.08	0.00	0.19	0.12
LTE 4	Right Cheek	0.07	0.22	0.26	0.09	0.55	0.42
	Right Tilted	0.06	0.16	0.22	0.09	0.44	0.37
	Left Cheek	0.10	0.09	0.21	0.00	0.40	0.31
	Left Tilted	0.05	0.07	0.08	0.00	0.20	0.13
LTE 5	Right Cheek	0.09	0.22	0.26	0.09	0.57	0.44
	Right Tilted	0.05	0.16	0.22	0.09	0.43	0.36
	Left Cheek	0.14	0.09	0.21	0.00	0.44	0.35
	Left Tilted	0.05	0.07	0.08	0.00	0.20	0.13
LTE 7	Right Cheek	0.08	0.22	0.26	0.09	0.56	0.43
	Right Tilted	0.06	0.16	0.22	0.09	0.44	0.37
	Left Cheek	0.12	0.09	0.21	0.00	0.42	0.33
	Left Tilted	0.04	0.07	0.08	0.00	0.19	0.12
LTE 12 / 17 / 38	Right Cheek	0.00	0.22	0.26	0.09	0.48	0.35
	Right Tilted	0.00	0.16	0.22	0.09	0.38	0.31
	Left Cheek	0.00	0.09	0.21	0.00	0.30	0.21
	Left Tilted	0.00	0.07	0.08	0.00	0.15	0.08
LTE 13	Right Cheek	0.10	0.22	0.26	0.09	0.58	0.45
	Right Tilted	0.05	0.16	0.22	0.09	0.43	0.36
	Left Cheek	0.12	0.09	0.21	0.00	0.42	0.33
	Left Tilted	0.00	0.07	0.08	0.00	0.15	0.08
LTE 41	Right Cheek	0.06	0.22	0.26	0.09	0.54	0.41
	Right Tilted	0.04	0.16	0.22	0.09	0.42	0.35
	Left Cheek	0.09	0.09	0.21	0.00	0.39	0.30
	Left Tilted	0.01	0.07	0.08	0.00	0.16	0.09

Simultaneous Transmission SAR Evaluation(Body-worn Mode)							
Band	Position	1	2	3	4	D (1+2+3)	E (1+3+4)
		Max WWAN	Max WLAN 2.4GHz	Max WLAN 5GHz	Max BT Ant 8	Summing result 1g SAR W/kg	Summing result 1g SAR W/kg
		1g SAR W/kg	1g SAR W/kg	1g SAR W/kg	1g SAR W/kg		
GSM850	Front Face	0.33	0.03	0.05	0.02	0.41	0.40
	Rear Face	0.90	0.02	0.04	0.00	0.96	0.94
GSM1900	Front Face	0.19	0.03	0.05	0.02	0.27	0.26
	Rear Face	0.24	0.02	0.04	0.00	0.30	0.28
WCDMA II	Front Face	0.28	0.03	0.05	0.02	0.36	0.35
	Rear Face	0.30	0.02	0.04	0.00	0.36	0.34
WCDMA IV	Front Face	0.30	0.03	0.05	0.02	0.38	0.37
	Rear Face	0.40	0.02	0.04	0.00	0.46	0.44
WCDMA V	Front Face	0.34	0.03	0.05	0.02	0.42	0.41
	Rear Face	0.63	0.02	0.04	0.00	0.69	0.67
LTE 2	Front Face	0.28	0.03	0.05	0.02	0.36	0.35
	Rear Face	0.26	0.02	0.04	0.00	0.32	0.30
LTE 4	Front Face	0.24	0.03	0.05	0.02	0.32	0.31
	Rear Face	0.33	0.02	0.04	0.00	0.39	0.37
LTE 5	Front Face	0.28	0.03	0.05	0.02	0.36	0.35
	Rear Face	0.51	0.02	0.04	0.00	0.57	0.55
LTE 7	Front Face	0.44	0.03	0.05	0.02	0.52	0.51
	Rear Face	0.44	0.02	0.04	0.00	0.50	0.48
LTE 12 / 17 /38	Front Face	0.00	0.03	0.05	0.02	0.08	0.07
	Rear Face	0.00	0.02	0.04	0.00	0.06	0.04
LTE 13	Front Face	0.35	0.03	0.05	0.02	0.43	0.42
	Rear Face	0.51	0.02	0.04	0.00	0.57	0.55
LTE 41	Front Face	0.34	0.03	0.05	0.02	0.42	0.41
	Rear Face	0.35	0.02	0.04	0.00	0.41	0.39

Simultaneous Transmission SAR Evaluation (Hotspot)						
Band	Position	1	2	4	A (1+2)	C (1+4)
		Max WWAN	Max WLAN 2.4GHz	Max BT Ant 8	Summing result 1g SAR W/kg	Summing result 1g SAR W/kg
		1g SAR W/kg	1g SAR W/kg	1g SAR W/kg		
GSM850	Front Face	0.33	0.03	0.02	0.36	0.35
	Rear Face	0.90	0.02	0.00	0.92	0.90
	Left Side	0.00	0.06	0.03	0.06	0.03
	Right Side	0.11	0.04	0.00	0.15	0.11
	Top Side	0.00	0.00	0.00	0.00	0.00
	Bottom Side	0.44	0.00	0.00	0.44	0.44
GSM1900	Front Face	0.19	0.03	0.02	0.22	0.21
	Rear Face	0.24	0.02	0.00	0.26	0.24
	Left Side	0.17	0.06	0.03	0.23	0.20
	Right Side	0.00	0.04	0.00	0.04	0.00
	Top Side	0.00	0.00	0.00	0.00	0.00
	Bottom Side	0.55	0.00	0.00	0.55	0.55
WCDMA II	Front Face	0.28	0.03	0.02	0.31	0.30
	Rear Face	0.30	0.02	0.00	0.32	0.30
	Left Side	0.21	0.06	0.03	0.27	0.24
	Right Side	0.00	0.04	0.00	0.04	0.00
	Top Side	0.00	0.00	0.00	0.00	0.00
	Bottom Side	0.66	0.00	0.00	0.66	0.66
WCDMA IV	Front Face	0.30	0.03	0.02	0.33	0.32
	Rear Face	0.40	0.02	0.00	0.42	0.40
	Left Side	0.16	0.06	0.03	0.22	0.19
	Right Side	0.00	0.04	0.00	0.04	0.00
	Top Side	0.00	0.00	0.00	0.00	0.00
	Bottom Side	1.13	0.00	0.00	1.13	1.13
WCDMA V	Front Face	0.34	0.03	0.02	0.37	0.36
	Rear Face	0.63	0.02	0.00	0.65	0.63
	Left Side	0.00	0.06	0.03	0.06	0.03
	Right Side	0.13	0.04	0.00	0.17	0.13
	Top Side	0.00	0.00	0.00	0.00	0.00
	Bottom Side	0.34	0.00	0.00	0.34	0.34
LTE 2	Front Face	0.28	0.03	0.02	0.31	0.30
	Rear Face	0.26	0.02	0.00	0.28	0.26
	Left Side	0.19	0.06	0.03	0.25	0.22
	Right Side	0.00	0.04	0.00	0.04	0.00
	Top Side	0.00	0.00	0.00	0.00	0.00
	Bottom Side	0.71	0.00	0.00	0.71	0.71
LTE 4	Front Face	0.24	0.03	0.02	0.27	0.26
	Rear Face	0.33	0.02	0.00	0.35	0.33
	Left Side	0.16	0.06	0.03	0.22	0.19
	Right Side	0.00	0.04	0.00	0.04	0.00
	Top Side	0.00	0.00	0.00	0.00	0.00
	Bottom Side	0.85	0.00	0.00	0.85	0.85
LTE 5	Front Face	0.28	0.03	0.02	0.31	0.30
	Rear Face	0.51	0.02	0.00	0.53	0.51
	Left Side	0.00	0.06	0.03	0.06	0.03
	Right Side	0.12	0.04	0.00	0.16	0.12
	Top Side	0.00	0.00	0.00	0.00	0.00
	Bottom Side	0.27	0.00	0.00	0.27	0.27
LTE 7	Front Face	0.44	0.03	0.02	0.47	0.46
	Rear Face	0.44	0.02	0.00	0.46	0.44
	Left Side	0.18	0.06	0.03	0.24	0.21
	Right Side	0.00	0.04	0.00	0.04	0.00
	Top Side	0.00	0.00	0.00	0.00	0.00
	Bottom Side	1.03	0.00	0.00	1.03	1.03
LTE 12 / 17 / 38	Front Face	0.00	0.03	0.02	0.03	0.02
	Rear Face	0.00	0.02	0.00	0.02	0.00
	Left Side	0.00	0.06	0.03	0.06	0.03
	Right Side	0.00	0.04	0.00	0.04	0.00
	Top Side	0.00	0.00	0.00	0.00	0.00
	Bottom Side	0.00	0.00	0.00	0.00	0.00
LTE 13	Front Face	0.35	0.03	0.02	0.38	0.37
	Rear Face	0.51	0.02	0.00	0.53	0.51
	Left Side	0.00	0.06	0.03	0.06	0.03
	Right Side	0.17	0.04	0.00	0.21	0.17
	Top Side	0.00	0.00	0.00	0.00	0.00
	Bottom Side	0.24	0.00	0.00	0.24	0.24
LTE 41	Front Face	0.34	0.03	0.02	0.37	0.36
	Rear Face	0.35	0.02	0.00	0.37	0.35
	Left Side	0.13	0.06	0.03	0.19	0.16
	Right Side	0.00	0.04	0.00	0.04	0.00
	Top Side	0.00	0.00	0.00	0.00	0.00
	Bottom Side	0.65	0.00	0.00	0.65	0.65

Annex I. SAR to Peak Location Separation Ratio Analysis.

Since sum of simultaneous transmission SAR is less than the SAR limit for Body / Head : SAR_{1g} 1.6 W/kg ;
Extremity SAR_{10g} 4.0 W/kg. There is no requirement for SAR to Peak Location Separation Ratio Analysis.

Annex J. Calibration of Test Equipment List

Calibration of Test Equipment List are shown as below.

Equipment for SAR Test

Equipment	Manufacturer	Model	SN	Cal. Date	Cal. Interval
System Validation Dipole	SPEAG	D750V3	1013	Aug. 31, 2021	1 Year
System Validation Dipole	SPEAG	D835V2	4d121	Aug. 31, 2021	1 Year
System Validation Dipole	SPEAG	D1750V2	1055	Sep. 02, 2021	1 Year
System Validation Dipole	SPEAG	D1900V2	5d036	Jan. 22, 2021	2 Years
System Validation Dipole	SPEAG	D2450V2	737	Aug. 26, 2021	1 Year
System Validation Dipole	SPEAG	D2600V2	1020	Aug. 17, 2021	1 Year
System Validation Dipole	SPEAG	D5GHzV2	1019	Mar. 19, 2021	2 Years
Dosimetric E-Field Probe	SPEAG	EX3DV4	3971	Jan. 25, 2022	1 Year
Dosimetric E-Field Probe	SPEAG	EX3DV4	3650	Mar. 24, 2022	1 Year
Data Acquisition Electronics	SPEAG	DAE4	861	Mar. 23, 2022	1 Year
Data Acquisition Electronics	SPEAG	DAE4	1277	Jan. 19, 2022	1 Year
Universal Radio Communication Tester	Anritsu	MT8821C	6201381727	Aug. 24, 2021	1 Year
Spectrum Analyzer	R&S	FSL6	102006	Apr. 13, 2022	1 Year
Universal Wireless Test Set	Anritsu	MT8870A	6201699387	Sep. 22, 2021	1 Year
Thermometer	YFE	YF-160A	150601220	May. 26, 2022	1 Year
Dielectric Assessment Kit	SPEAG	DAKS-3.5	1092	May. 23, 2022	1 Year
Powersource1	SPEAG	SE_UMS_160 BA	4260	Jan. 13, 2022	1 Year

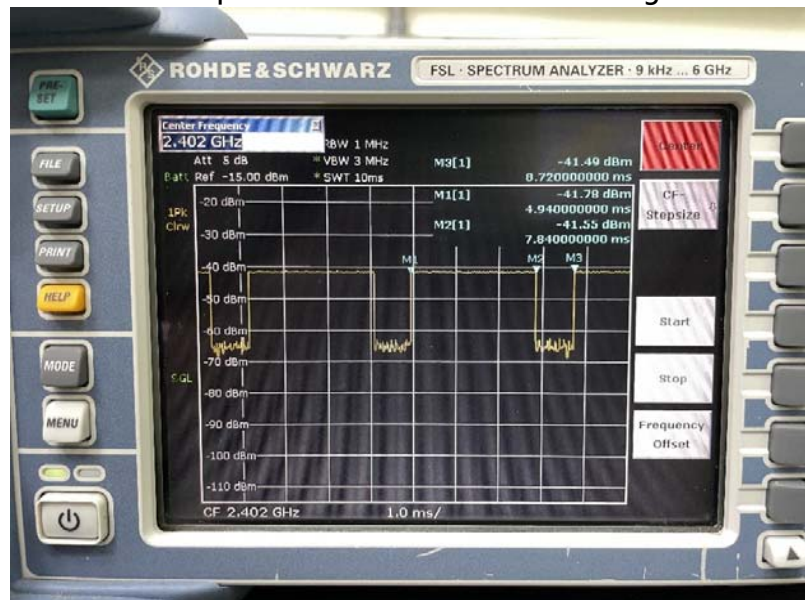
Annex K. Considerations Related to Bluetooth for Setup and Testing

This device has installed Bluetooth engineering testing software which can provide continuous transmitting RF signal. During Bluetooth SAR testing, this device was operated to transmit continuously at the maximum transmission duty with specified transmission mode, operating frequency, lowest data rate, and maximum output power.

The Bluetooth call box has been used during SAR measurement and the EUT was set to DH5 mode at the maximum output power. Its duty factor was calculated as below and the measured SAR for Bluetooth would be scaled to the 100% transmission duty factor to determine compliance.

The duty factor of Bluetooth signal are shown as below.

<Time-domain plot for Bluetooth transmission signal>



Time-domain plot for Bluetooth transmission signal

The duty factor of Bluetooth signal has been calculated as following.

$$\text{Duty Factor} = \text{Pulse Width} / \text{Total Period} = (7.84 - 4.94) / (8.72 - 4.94) = 76.72\%$$