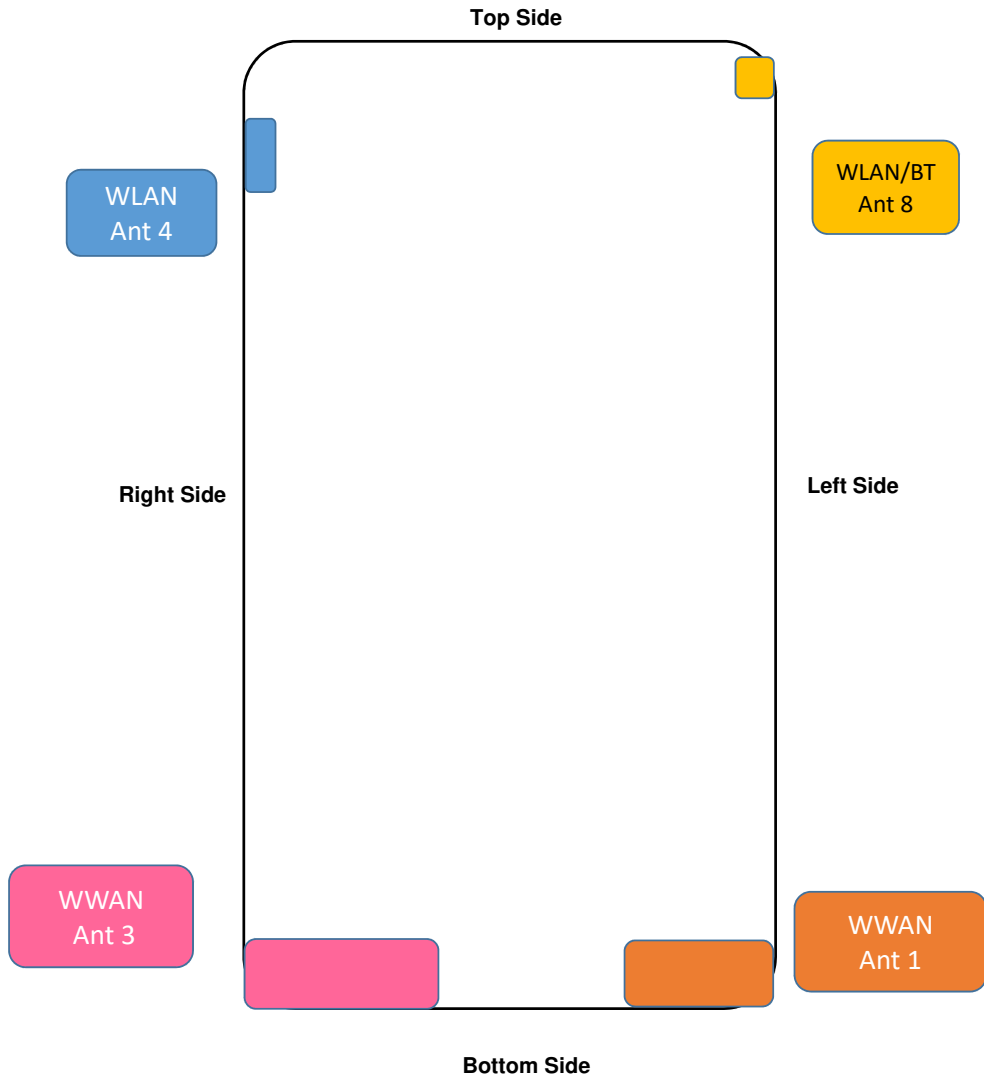


Photographs of EUT Setup and Antenna Location

The photographs of EUT and setup for SAR testing are shown as follows.

< Rear Face View >



Tx Antenna	To Top Side (mm)	To Bottom Side (mm)	To Left Side (mm)	To Right Side (mm)	Support Band
WWAN Ant 1	140.96	3.57	0.00	59.20	GSM1900 WCDMA II / IV LTE B2 / 4 / 7 / 38 / 41
WWAN Ant 3	140.44	3.57	44.90	0.00	GSM850 WCDMA V LTE B5 / 12 / 13 / 17
WLAN Ant 4	17.15	138.60	69.12	0.00	WLAN 2.4G / 5G
WLAN/BT Ant 8	5.60	147.41	0.00	69.16	WLAN 2.4G / 5G & BT


<Photographs of Head SAR Test Setup>



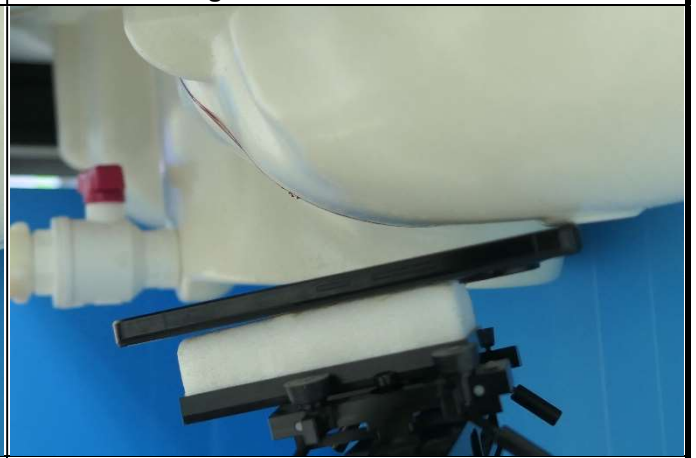
Right Cheek of EUT Tested



Right Tilted of EUT Tested




Left Cheek of EUT Tested



Left Tilted of EUT Tested

<Photographs of Body-worn SAR Test Setup>



<Photographs of Hotspot SAR Test Setup>



Front Face of EUT Tested at 10 mm



Rear Face of EUT Tested at 10 mm



Left Side of EUT Tested at 10 mm



Right Side of EUT Tested at 10 mm



Top Side of EUT Tested at 10 mm



Bottom Side of EUT Tested at 10 mm

<Photographs of Product Specific SAR Test Setup>



Front Face of EUT Tested at 0 mm



Rear Face of EUT Tested at 0 mm



Left Side of EUT Tested at 0 mm



Right Side of EUT Tested at 0 mm



Top Side of EUT Tested at 0 mm