


PHOTOGRAPHS OF THE TEST CONFIGURATION

Conducted Emissions from Power Ports



Mode 6





Mode 27



Radiated Emissions up to 1 GHz
Mode 3



Mode 28



Radiated Emissions above 1 GHz

