

APPENDIX A – TEST DATA OF CONDUCTED EMISSION

LTE Band 38

1 RF Power Output

Modulation	Carrier frequency (MHz)	UL Channel	BW	RB Size	RB Offset	Conducted power (dBm)
QPSK	2572.5	37775	5	1	0	22.68
				1	12	22.65
				1	24	22.85
				12	0	21.88
				12	7	21.87
				12	13	21.78
	25	0		21.80		
	2595	38000		1	0	22.88
				1	12	22.75
				1	24	22.74
				12	0	21.95
				12	7	21.90
				12	13	21.91
	2617.5	38225		25	0	21.91
				1	0	23.11
				1	12	23.11
				1	24	23.09
				12	0	22.01
12			7	22.07		
16QAM	2572.5	37775	12	13	22.03	
			25	0	22.11	
			1	0	22.07	
			1	12	22.11	
			1	24	21.42	
			12	0	20.82	
	2595	38000	12	7	20.76	
			12	13	20.92	
			25	0	20.87	
			1	0	22.08	
			1	12	22.24	
			1	24	22.13	
	2617.5	38225	12	0	20.95	
			12	7	20.95	
			12	13	20.95	
			25	0	20.93	
			1	0	22.32	
			1	12	22.13	
1	24	22.34				
12	0	21.19				
12	7	21.18				
12	13	21.20				
25	0	21.06				

Modulation	Carrier frequency (MHz)	UL Channel	BW	RB Size	RB Offset	Conducted power (dBm)
64QAM	2572.5	37775	5	1	0	21.28
				1	12	21.09
				1	24	21.25
				12	0	19.95
				12	7	19.97
				12	13	19.90
				25	0	19.88
	2595	38000		1	0	21.11
				1	12	20.93
				1	24	21.04
				12	0	19.91
				12	7	19.84
				12	13	19.88
				25	0	19.83
	2617.5	38225		1	0	21.37
				1	12	21.21
				1	24	21.21
				12	0	20.20
				12	7	20.20
				12	13	20.20
				25	0	20.15

Modulation	Carrier frequency (MHz)	UL Channel	BW	RB Size	RB Offset	Conducted power (dBm)
QPSK	2575	37800	10	1	0	22.58
				1	25	22.62
				1	49	22.56
				25	0	21.75
				25	12	21.64
				25	25	21.62
	2595	38000		50	0	21.68
				1	0	22.61
				1	25	22.69
				1	49	22.66
				25	0	21.76
				25	12	21.85
	2615	38200		25	25	21.71
				50	0	21.74
				1	0	22.82
				1	25	22.80
				1	49	22.87
				25	0	21.93
16QAM	2575	37800	25	12	21.96	
			25	25	21.95	
			50	0	21.95	
			1	0	22.06	
			1	25	22.08	
			1	49	22.23	
	2595	38000	25	0	20.78	
			25	12	20.75	
			25	25	20.67	
			50	0	20.73	
			1	0	22.23	
			1	25	22.23	
	2615	38200	1	49	21.97	
			25	0	20.76	
			25	12	20.71	
			25	25	20.68	
			50	0	20.76	
			1	0	22.25	
			1	25	22.42	
			1	49	22.08	
			25	0	20.92	
			25	12	21.04	
			25	25	21.02	
			50	0	20.97	

Modulation	Carrier frequency (MHz)	UL Channel	BW	RB Size	RB Offset	Conducted power (dBm)
64QAM	2575	37800	10	1	0	21.04
				1	25	20.97
				1	49	21.17
				25	0	19.67
				25	12	19.68
				25	25	19.56
				50	0	19.64
	2595	38000		1	0	20.38
				1	25	20.47
				1	49	20.47
				25	0	19.68
				25	12	19.71
				25	25	19.73
				50	0	19.73
	2615	38200		1	0	21.45
				1	25	21.15
				1	49	21.08
				25	0	19.82
				25	12	19.93
				25	25	19.91
				50	0	19.97

Modulation	Carrier frequency (MHz)	UL Channel	BW	RB Size	RB Offset	Conducted power (dBm)
QPSK	2577.5	37825	15	1	0	22.53
				1	37	22.44
				1	74	22.55
				36	0	21.60
				36	29	21.57
				36	30	21.58
	2595	38000		75	0	21.52
				1	0	22.48
				1	37	22.54
				1	74	22.65
				36	0	21.63
				36	29	21.62
	2612.5	38175		36	30	21.72
				75	0	21.54
				1	0	22.62
1			37	22.60		
1			74	22.63		
36			0	21.78		
16QAM	2577.5	37825	36	29	21.71	
			36	30	21.72	
			75	0	21.82	
			1	0	21.77	
			1	37	21.79	
			1	74	21.81	
	2595	38000	36	0	20.60	
			36	29	20.59	
			36	30	20.58	
			75	0	20.45	
			1	0	21.83	
			1	37	21.83	
	2612.5	38175	1	74	21.94	
			36	0	20.70	
			36	29	20.67	
36			30	20.66		
75			0	20.67		
1			0	22.09		
			1	37	22.10	
			1	74	22.09	
			36	0	20.83	
			36	29	20.81	
			36	30	20.71	
			75	0	20.82	

Modulation	Carrier frequency (MHz)	UL Channel	BW	RB Size	RB Offset	Conducted power (dBm)
64QAM	2577.5	37825	15	1	0	20.64
				1	37	20.69
				1	74	20.66
				36	0	19.64
				36	29	19.59
				36	30	19.59
				75	0	19.59
	2595	38000		1	0	20.67
				1	37	20.83
				1	74	20.95
				36	0	19.68
				36	29	19.71
				36	30	19.64
				75	0	19.64
	2612.5	38175		1	0	21.00
				1	37	21.04
				1	74	21.00
				36	0	19.80
				36	29	19.79
				36	30	19.69
				75	0	19.85

Modulation	Carrier frequency (MHz)	UL Channel	BW	RB Size	RB Offset	Conducted power (dBm)
QPSK	2580	37850	20	1	0	22.50
				1	49	22.56
				1	99	22.62
				50	0	21.58
				50	24	21.54
				50	50	21.52
	2595	38000		100	0	21.51
				1	0	22.55
				1	49	22.56
				1	99	22.73
				50	0	21.65
				50	24	21.72
	2610	38150		50	50	21.66
				100	0	21.62
				1	0	22.65
				1	49	22.70
				1	99	22.79
				50	0	21.69
16QAM	2580	37850	50	24	21.86	
			50	50	21.82	
			100	0	21.81	
			1	0	21.85	
			1	49	21.83	
			1	99	21.99	
	2595	38000	50	0	20.55	
			50	24	20.55	
			50	50	20.49	
			100	0	20.48	
			1	0	21.92	
			1	49	21.95	
	2610	38150	1	99	22.04	
			50	0	20.65	
			50	24	20.75	
			50	50	20.72	
			100	0	20.61	
			1	0	21.99	
			1	49	22.05	
			1	99	22.06	
			50	0	20.74	
			50	24	20.85	
			50	50	20.80	
			100	0	20.72	

Modulation	Carrier frequency (MHz)	UL Channel	BW	RB Size	RB Offset	Conducted power (dBm)
64QAM	2580	37850	20	1	0	20.65
				1	49	20.57
				1	99	20.66
				50	0	19.54
				50	24	19.53
				50	50	19.54
				100	0	19.59
	2595	38000		1	0	20.72
				1	49	20.77
				1	99	20.84
				50	0	19.70
				50	24	19.76
				50	50	19.68
				100	0	19.63
	2610	38150		1	0	20.83
				1	49	20.88
				1	99	21.05
				50	0	19.70
				50	24	19.81
				50	50	19.70
				100	0	19.73

2 Occupied Bandwidth

Band	Carrier frequency (MHz)	Channel	BW (MHz)	RB Size	RB Offset	Bandwidth of 99% Power (MHz)					
						QPSK		16-QAM		64-QAM	
38	2572.5	37775	5	25	0	4.472	Fig.1	4.472	Fig.2	4.472	Fig.3
	2595	38000		25	0	4.493	Fig.4	4.472	Fig.5	4.472	Fig.6
	2617.5	38225		25	0	4.472	Fig.7	4.493	Fig.8	4.493	Fig.9
	2575	37800	10	50	0	8.944	Fig.10	8.944	Fig.11	8.944	Fig.12
	2595	38000		50	0	8.944	Fig.13	8.944	Fig.14	8.944	Fig.15
	2615	38200		50	0	8.944	Fig.16	8.944	Fig.17	8.944	Fig.18
	2577.5	37825	15	75	0	13.415	Fig.19	13.415	Fig.20	13.415	Fig.21
	2595	38000		75	0	13.415	Fig.22	13.480	Fig.23	13.415	Fig.24
	2612.5	38175		75	0	13.415	Fig.25	13.415	Fig.26	13.415	Fig.27
	2580	37850	20	100	0	17.887	Fig.28	17.887	Fig.29	17.887	Fig.30
	2595	38000		100	0	17.887	Fig.31	17.887	Fig.32	17.887	Fig.33
	2610	38150		100	0	17.887	Fig.34	17.887	Fig.35	17.887	Fig.36

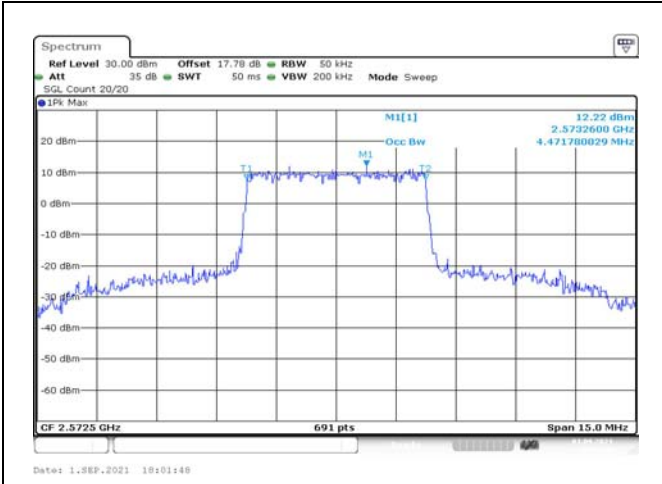


Fig.1

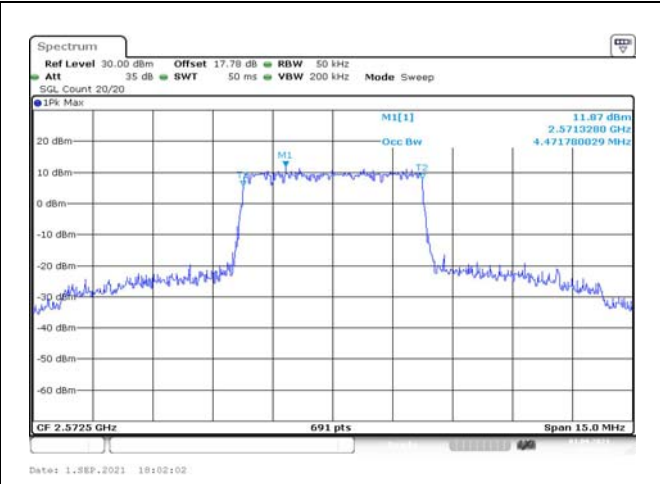


Fig.2

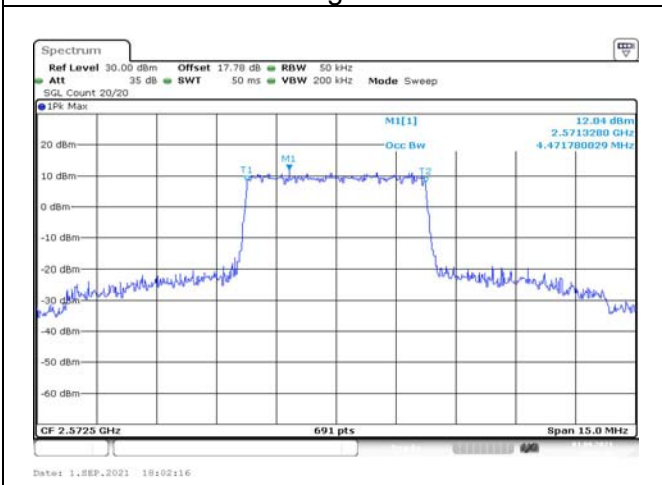


Fig.3

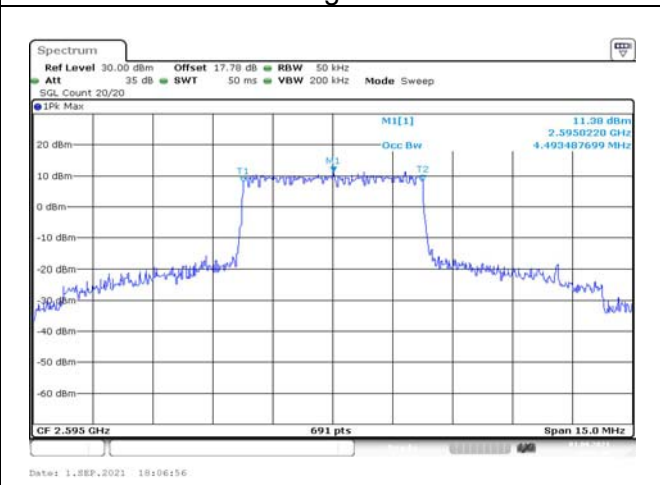


Fig.4

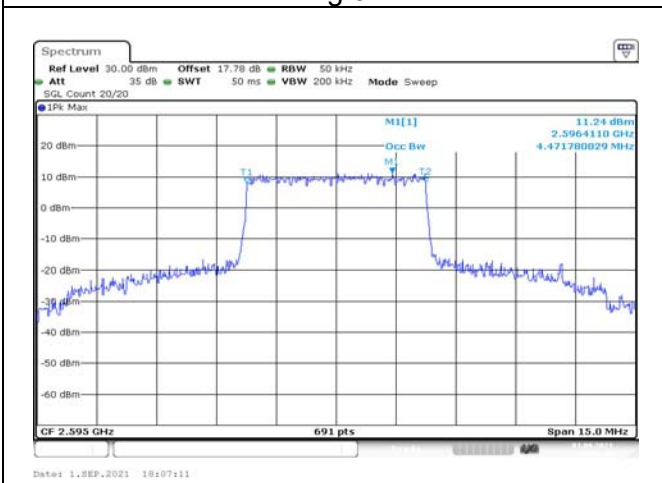


Fig.5

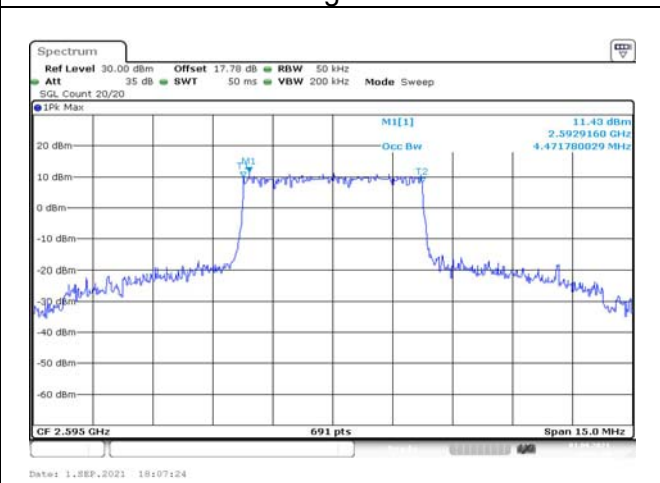


Fig.6



Fig.7

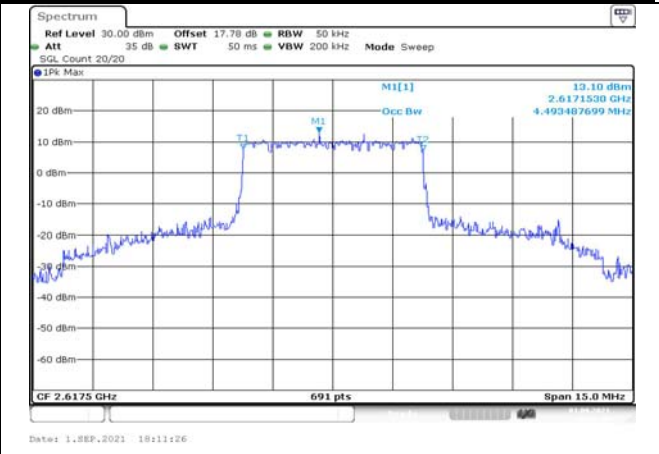


Fig.8

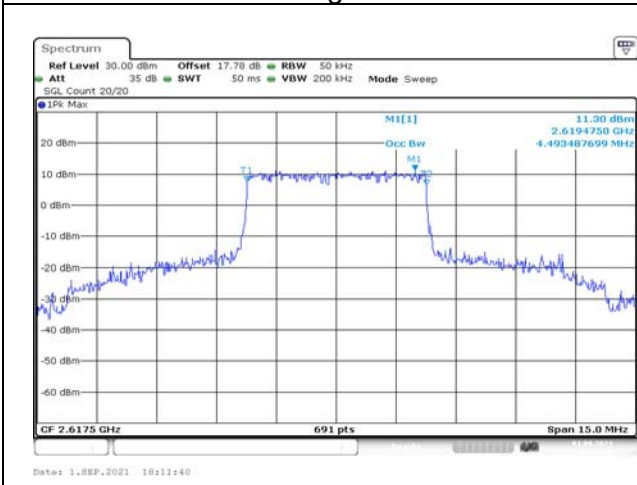


Fig.9

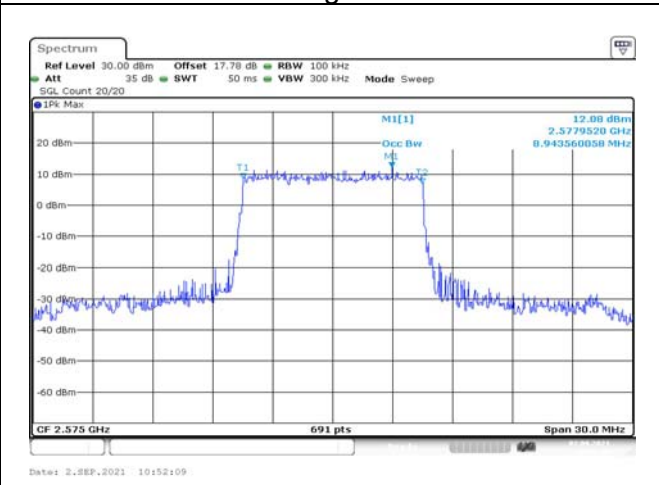


Fig.10

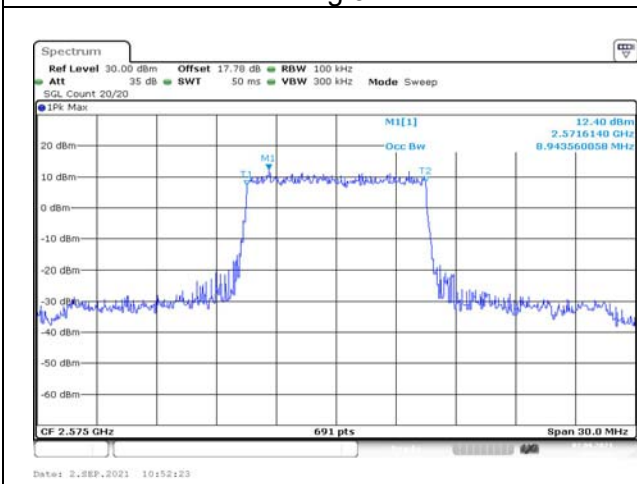


Fig.11

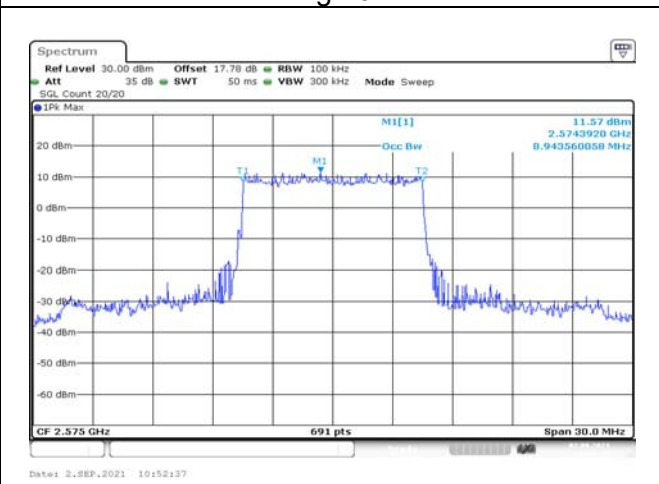


Fig.12

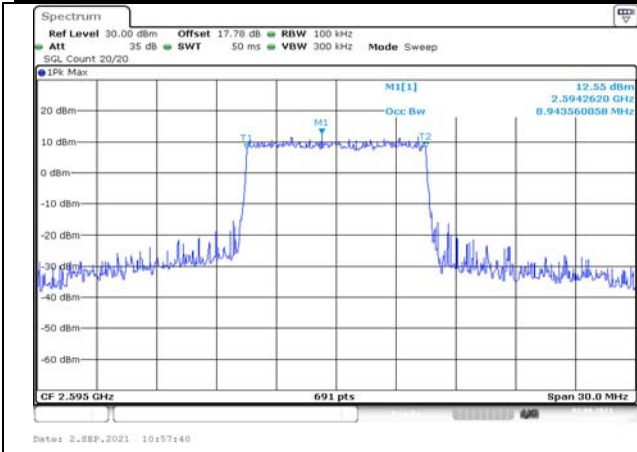


Fig.13

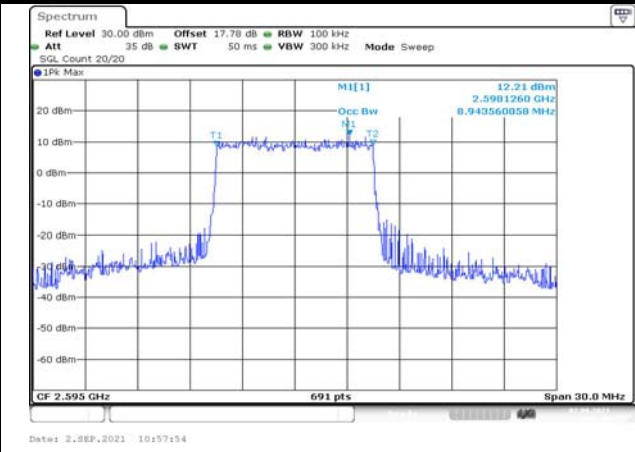


Fig.14

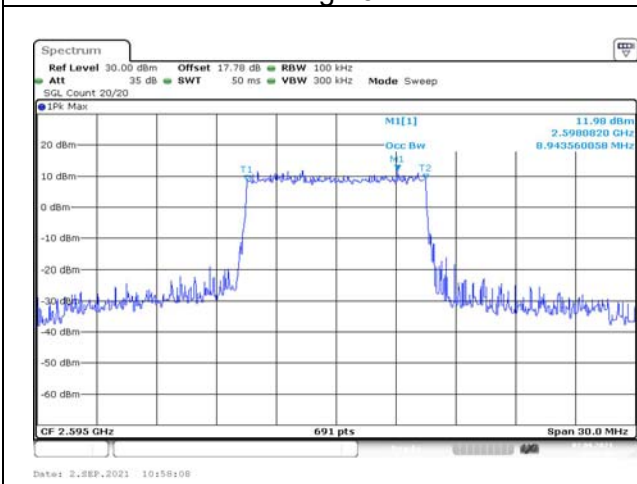


Fig.15

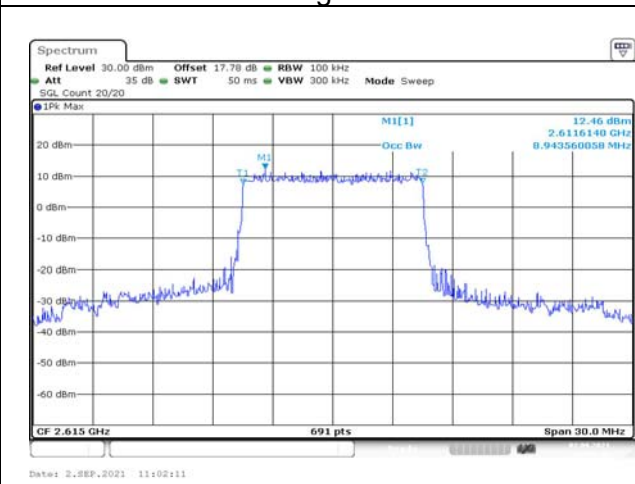


Fig.16

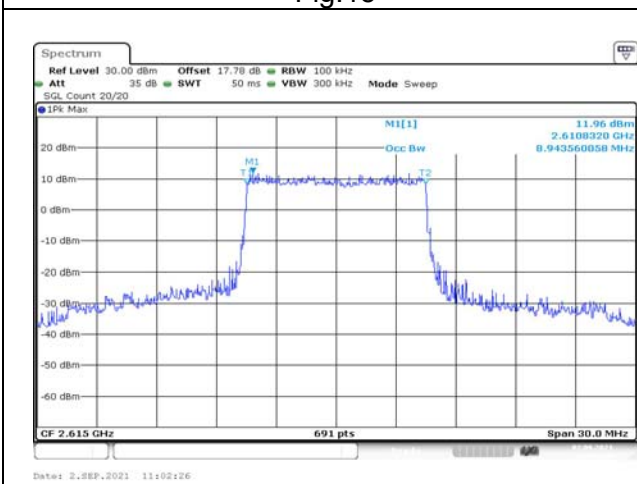


Fig.17

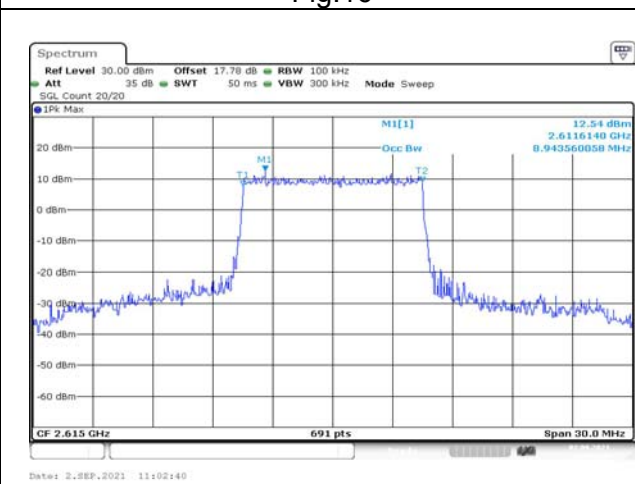


Fig.18

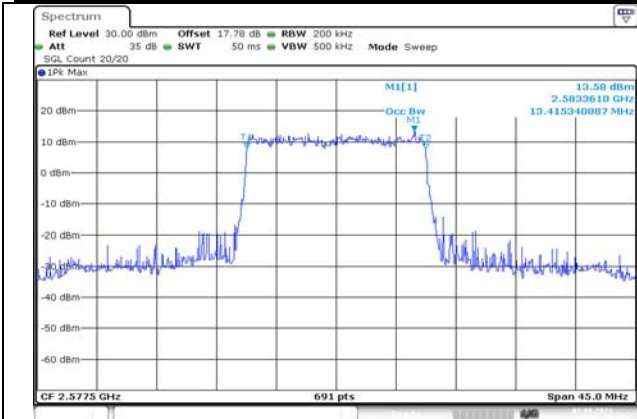


Fig.19

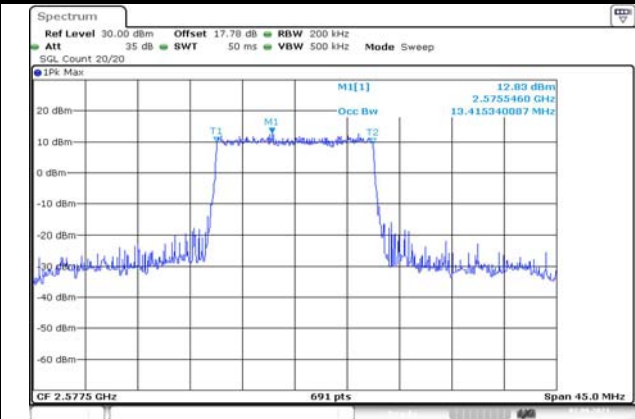


Fig.20

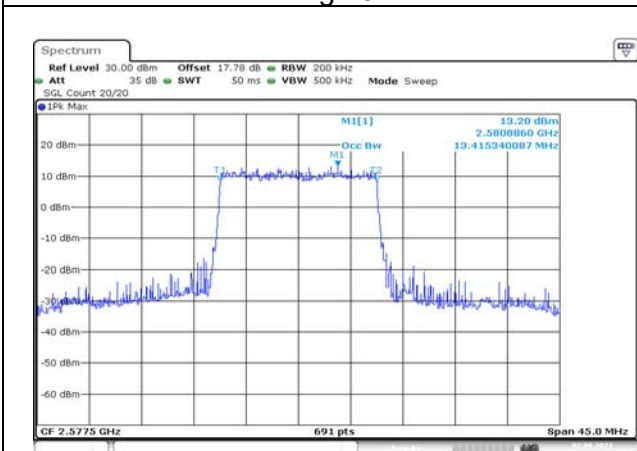


Fig.21

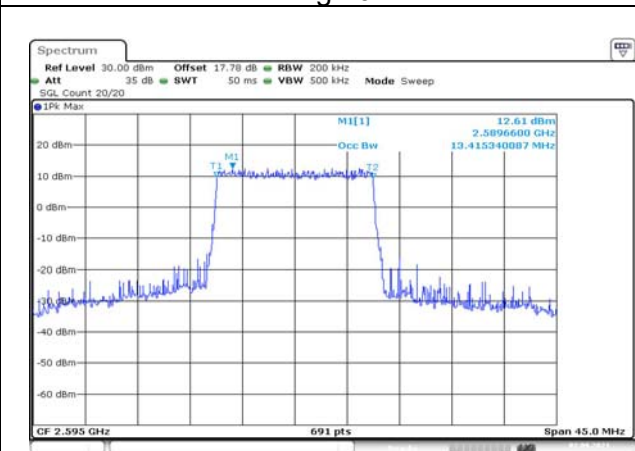


Fig.22

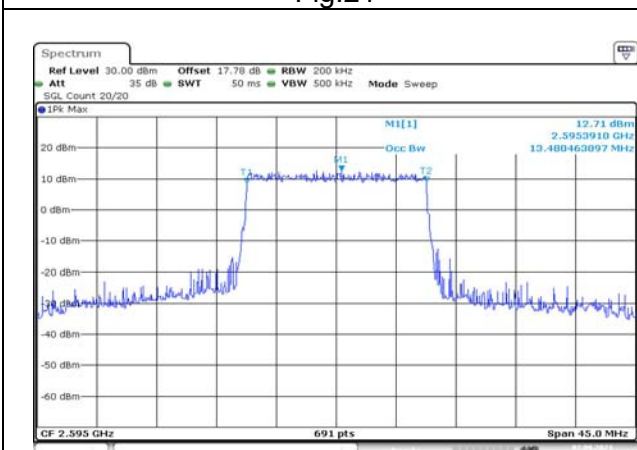


Fig.23

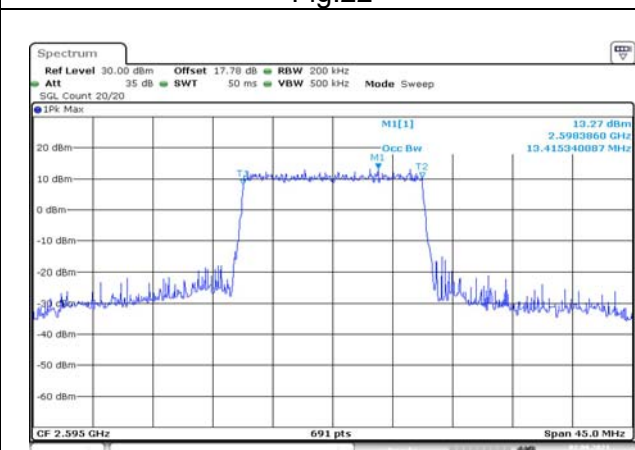


Fig.24

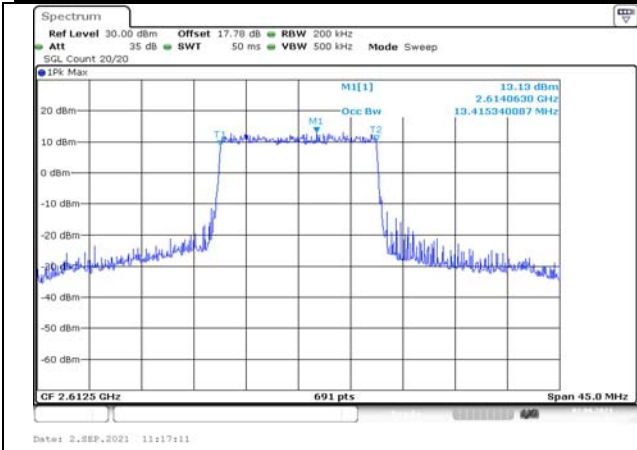


Fig.25

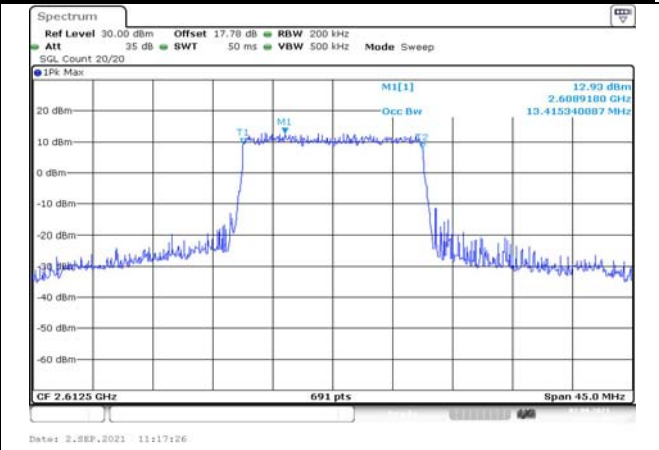


Fig.26

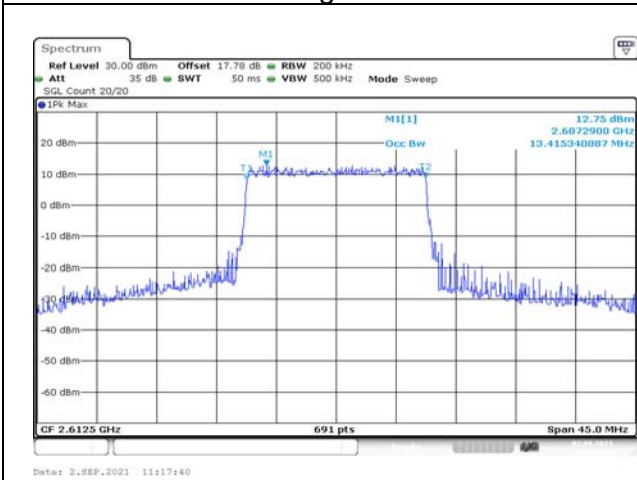


Fig.27

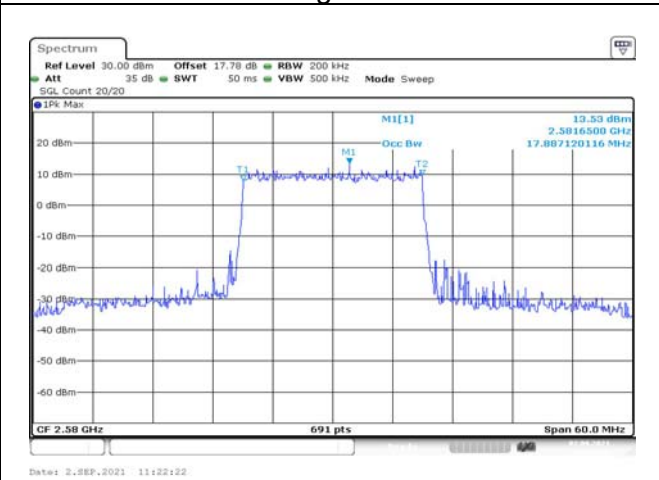


Fig.28

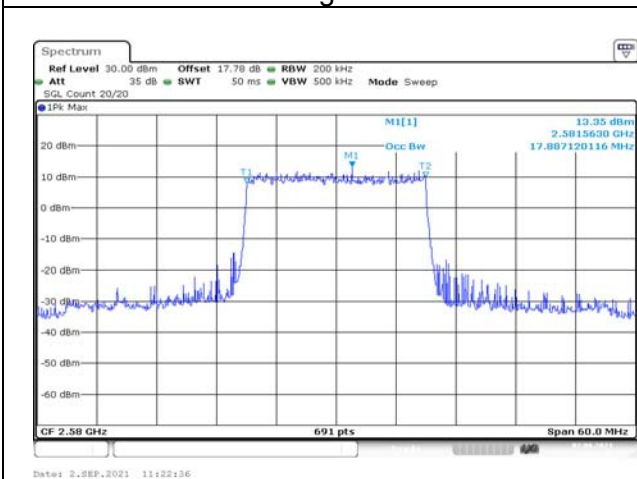


Fig.29

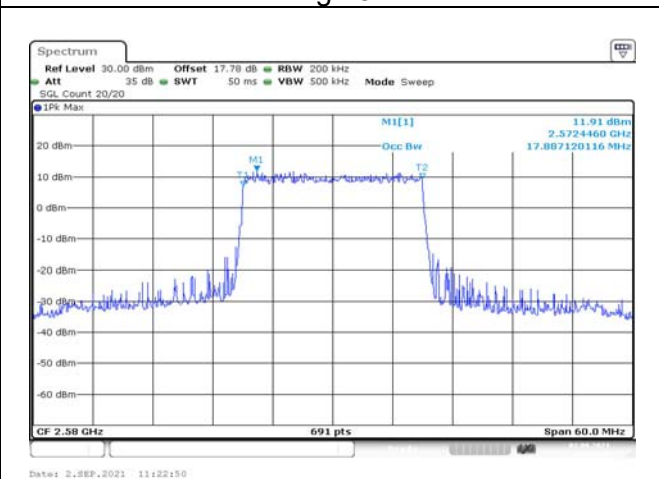


Fig.30

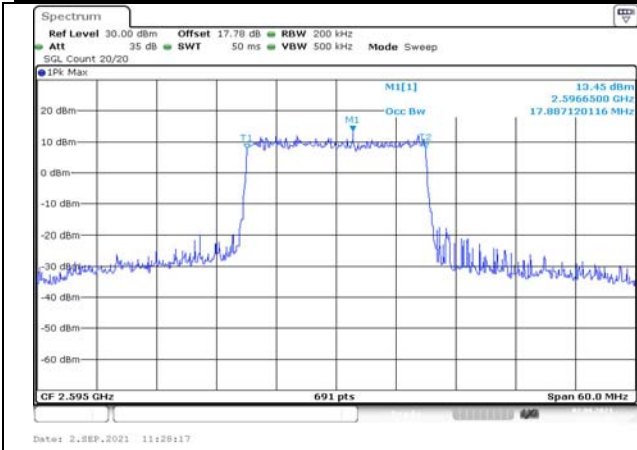


Fig.31

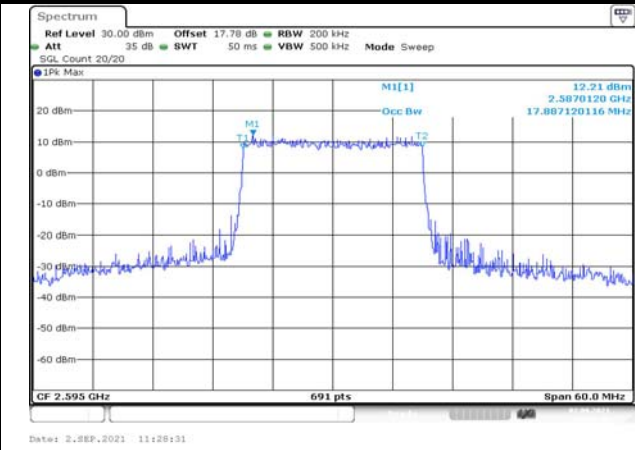


Fig.32

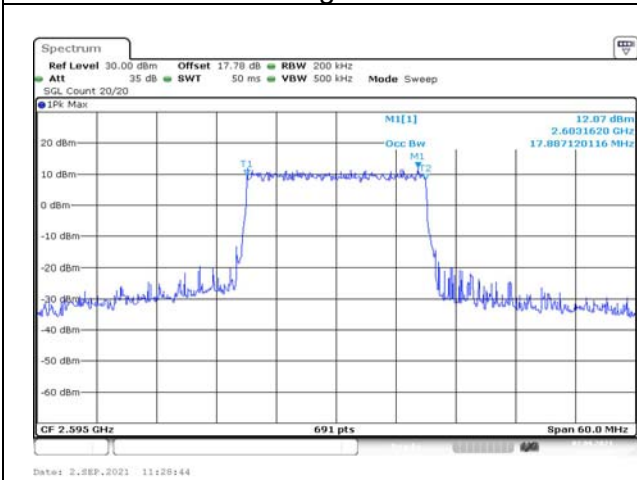


Fig.33

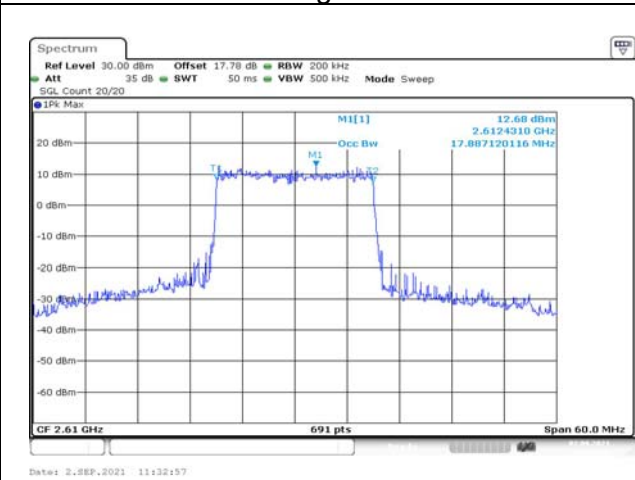


Fig.34

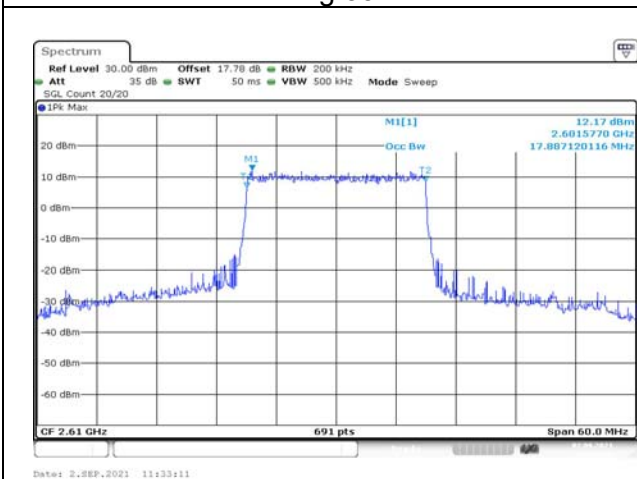


Fig.35

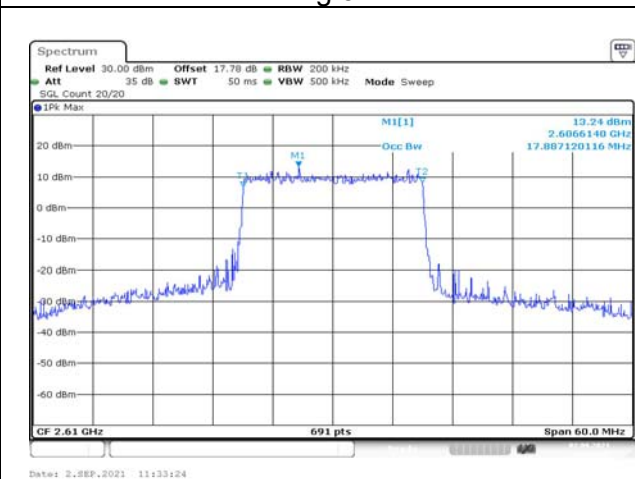


Fig.36

3 Emission Bandwidth

Band	Carrier frequency (MHz)	Channel	BW (MHz)	RB Size	RB Offset	Bandwidth of -26dB transmitter power (MHz)					
						QPSK		16-QAM		64-QAM	
38	2572.5	37775	5	25	0	4.819	Fig.1	4.841	Fig.2	4.863	Fig.3
	2595	38000		25	0	4.797	Fig.4	4.841	Fig.5	4.819	Fig.6
	2617.5	38225		25	0	4.906	Fig.7	4.776	Fig.8	4.884	Fig.9
	2575	37800	10	50	0	9.595	Fig.10	9.421	Fig.11	9.378	Fig.12
	2595	38000		50	0	9.551	Fig.13	9.465	Fig.14	9.595	Fig.15
	2615	38200		50	0	9.682	Fig.16	9.682	Fig.17	9.508	Fig.18
	2577.5	37825	15	75	0	14.457	Fig.19	14.392	Fig.20	14.392	Fig.21
	2595	38000		75	0	14.392	Fig.22	14.457	Fig.23	14.392	Fig.24
	2612.5	38175		75	0	14.392	Fig.25	14.392	Fig.26	14.392	Fig.27
	2580	37850	20	100	0	18.929	Fig.28	19.016	Fig.29	19.103	Fig.30
	2595	38000		100	0	19.103	Fig.31	18.929	Fig.32	19.016	Fig.33
	2610	38150		100	0	19.103	Fig.34	18.929	Fig.35	18.842	Fig.36

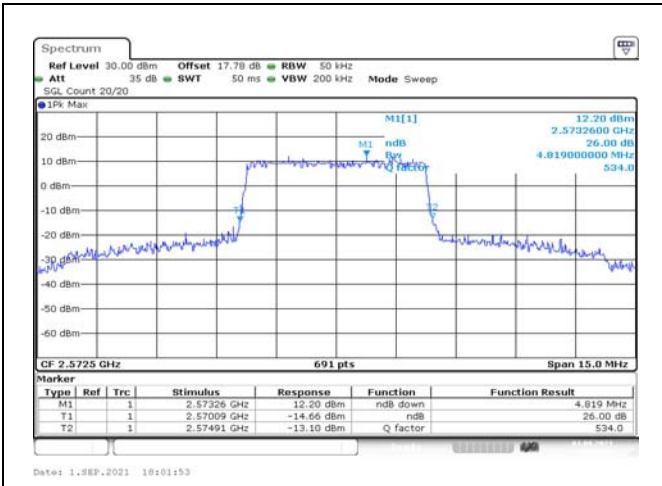


Fig.1

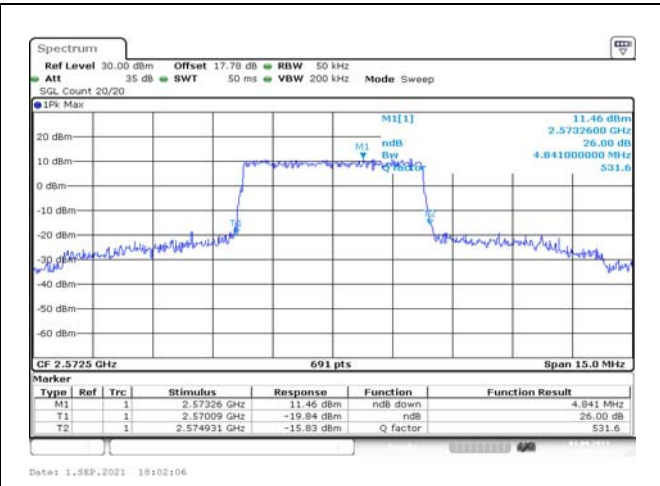


Fig.2

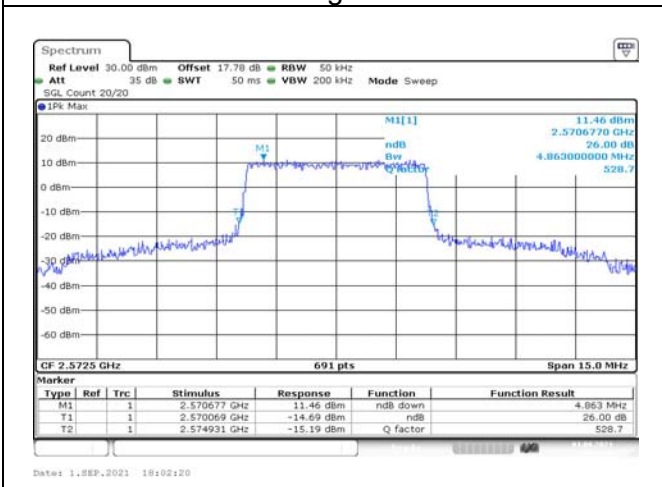


Fig.3

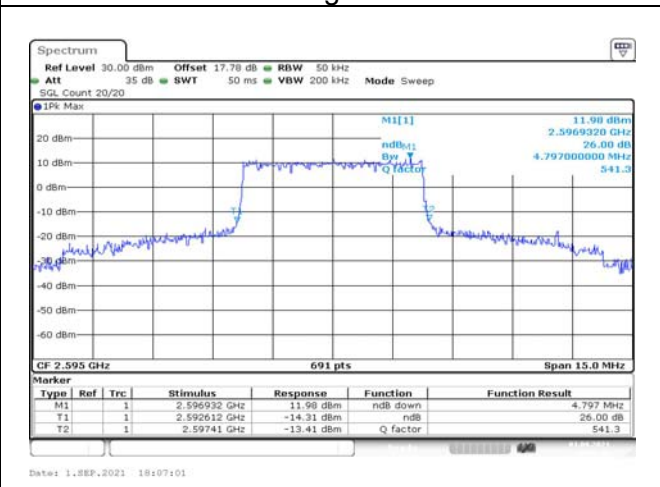


Fig.4

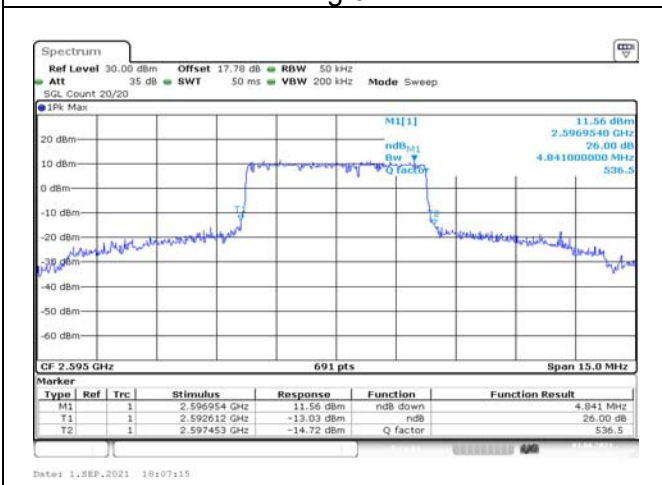


Fig.5

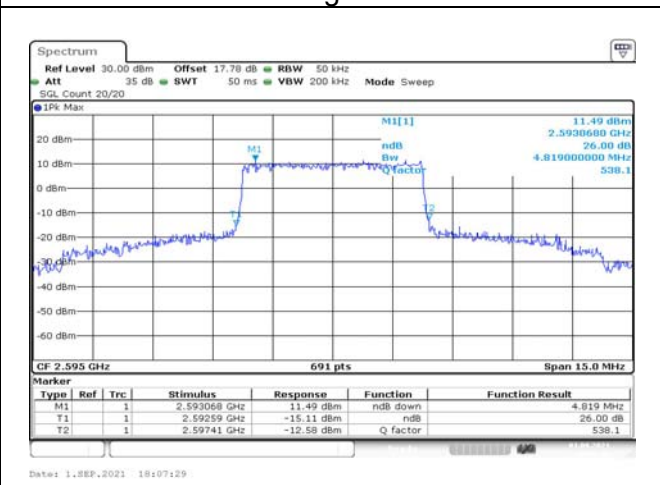


Fig.6

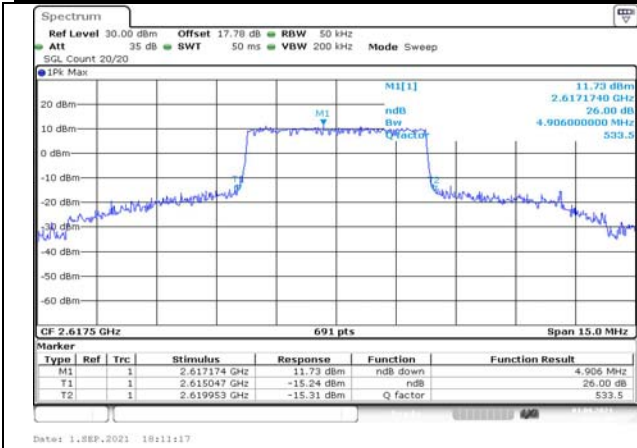


Fig.7

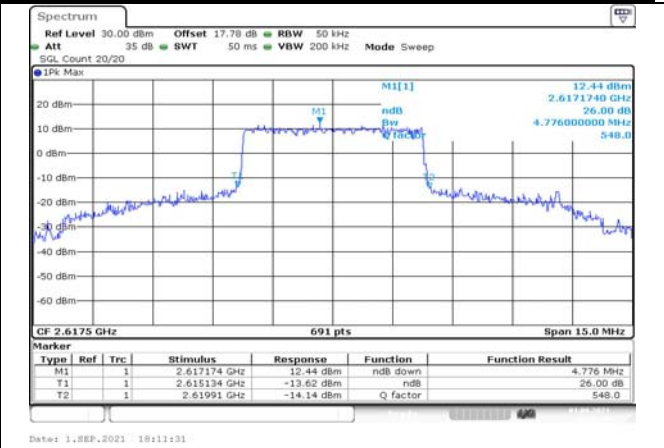


Fig.8

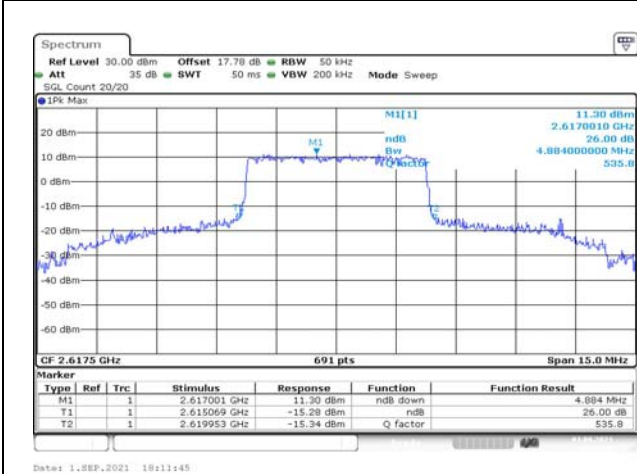


Fig.9

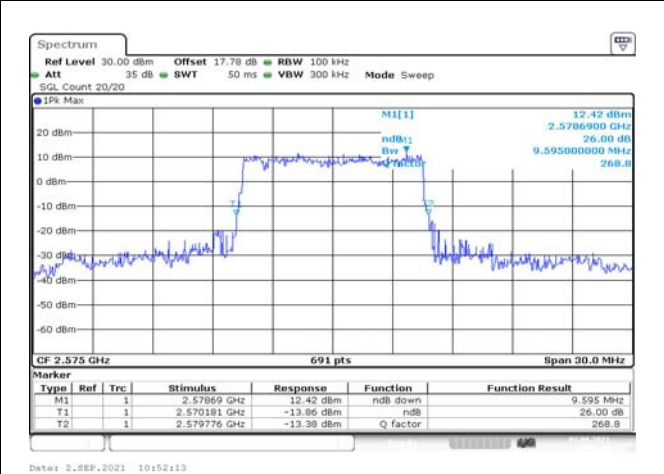


Fig.10

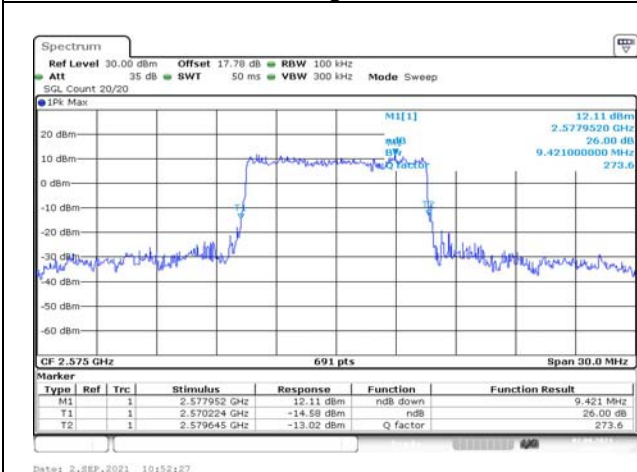


Fig.11

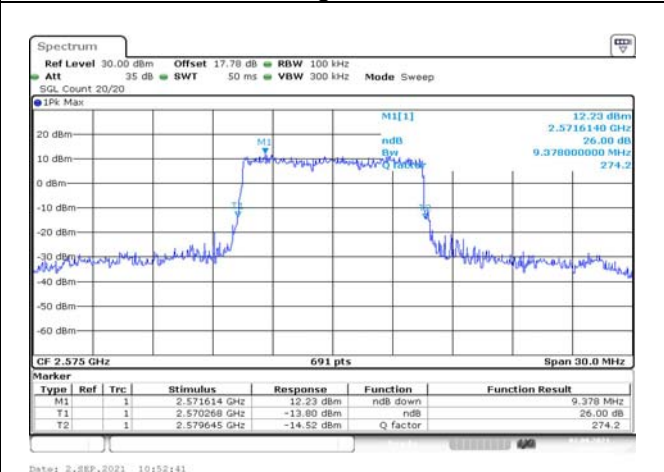


Fig.12

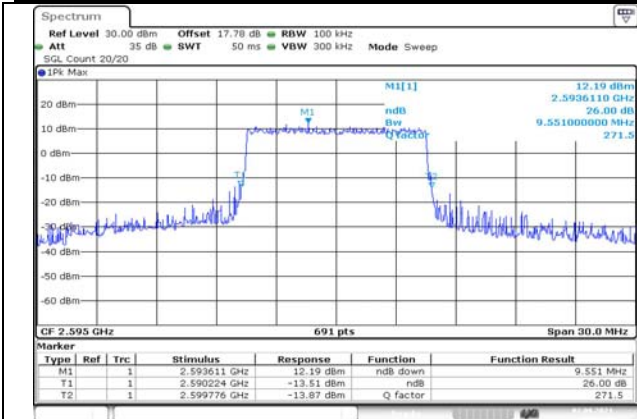


Fig.13

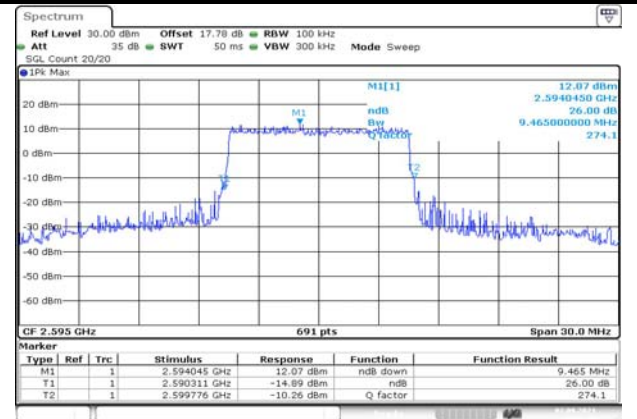


Fig.14

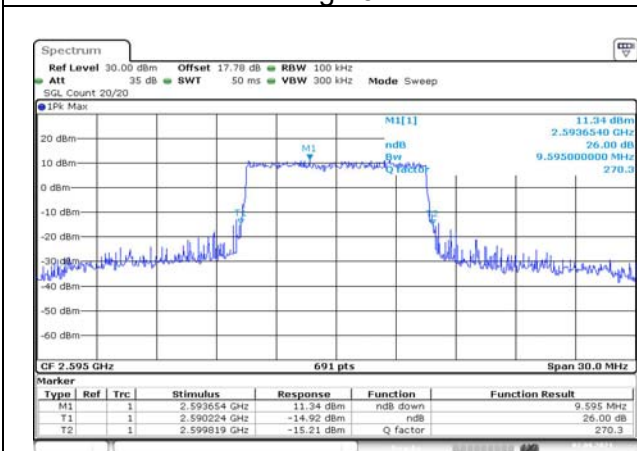


Fig.15

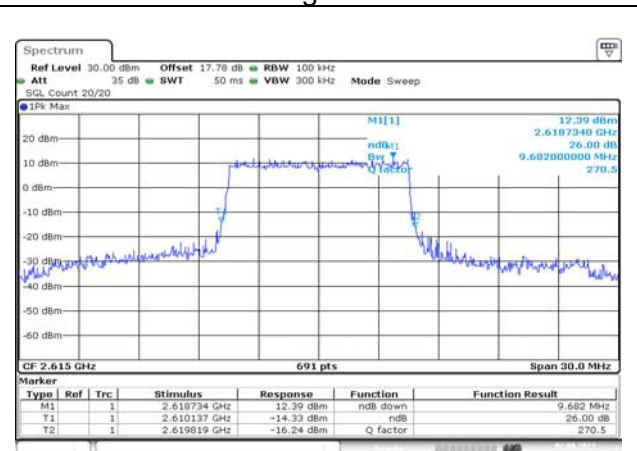


Fig.16

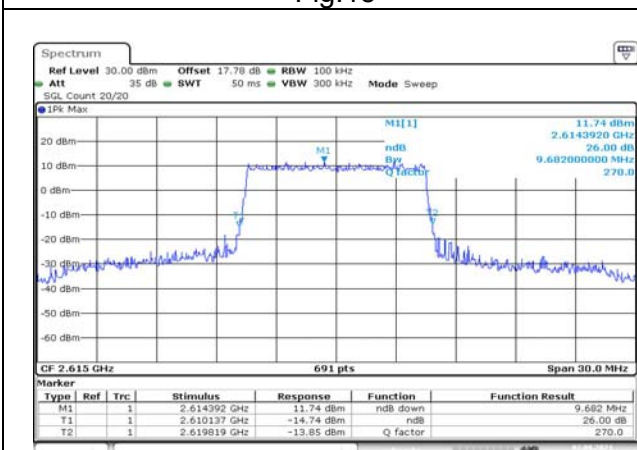


Fig.17

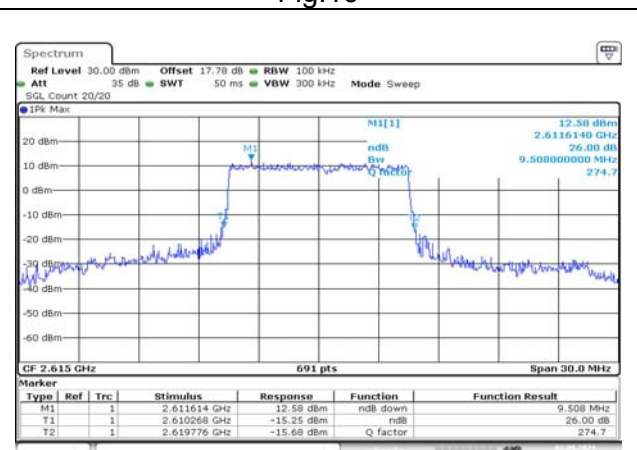


Fig.18

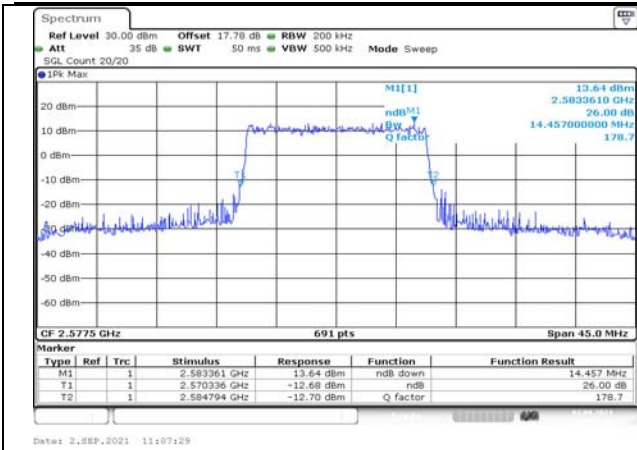


Fig.19

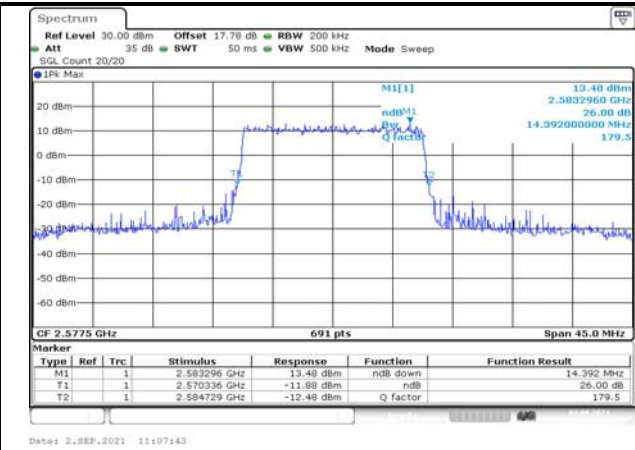


Fig.20

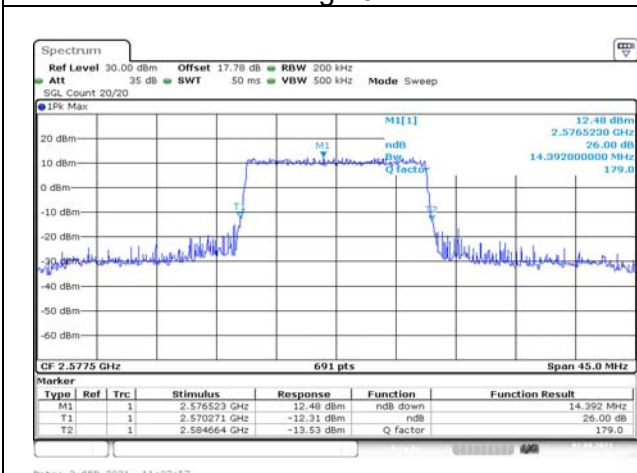


Fig.21

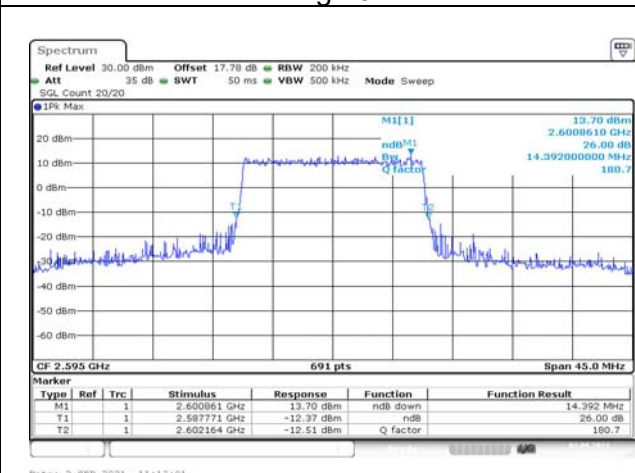


Fig.22

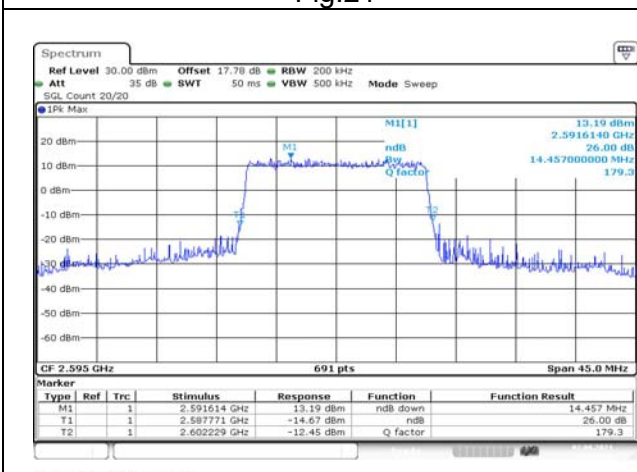


Fig.23

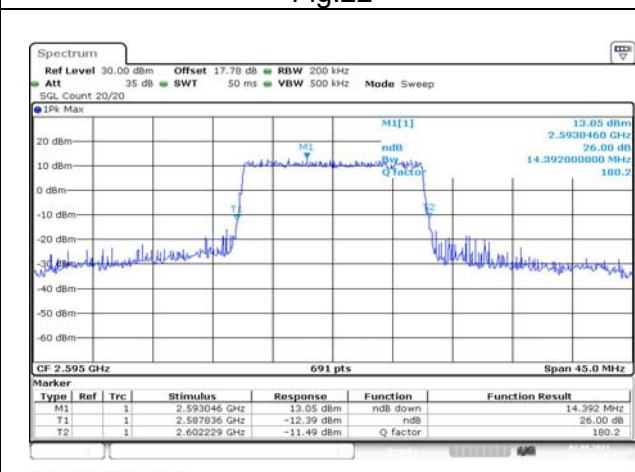


Fig.24

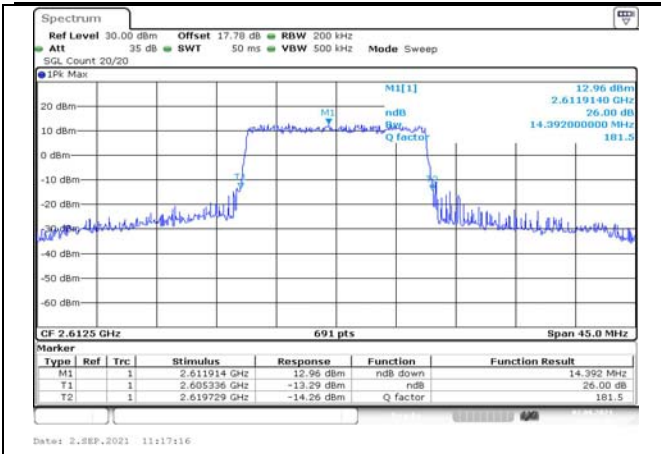


Fig.25

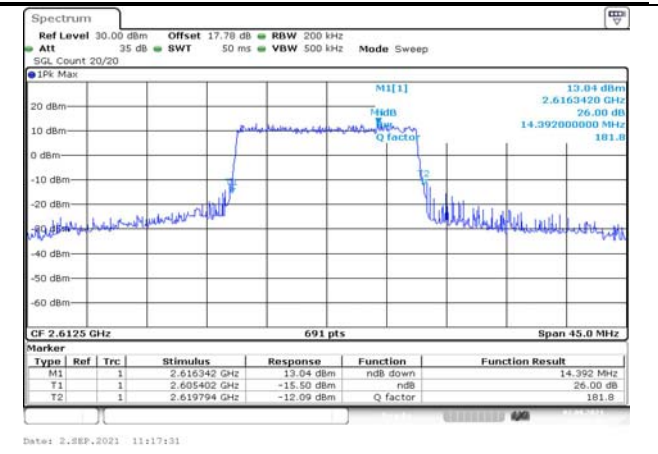


Fig.26

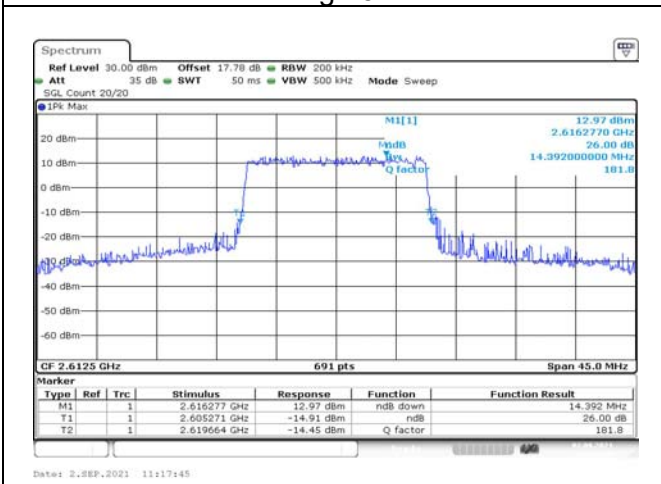


Fig.27

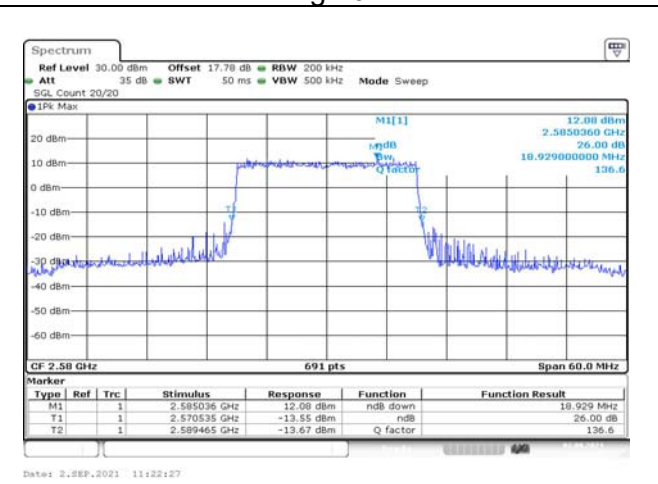


Fig.28

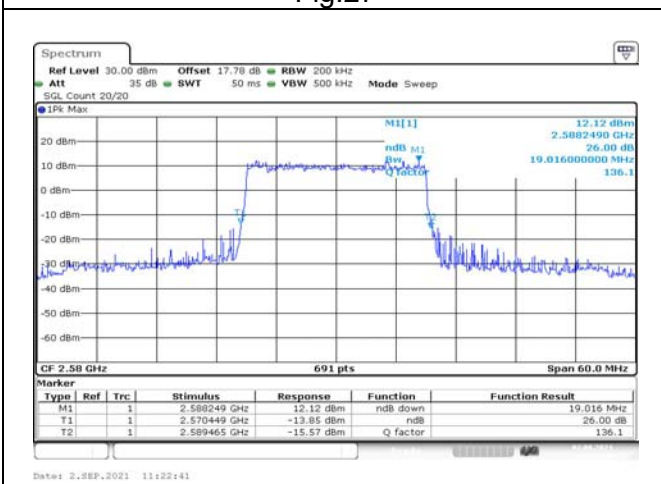


Fig.29

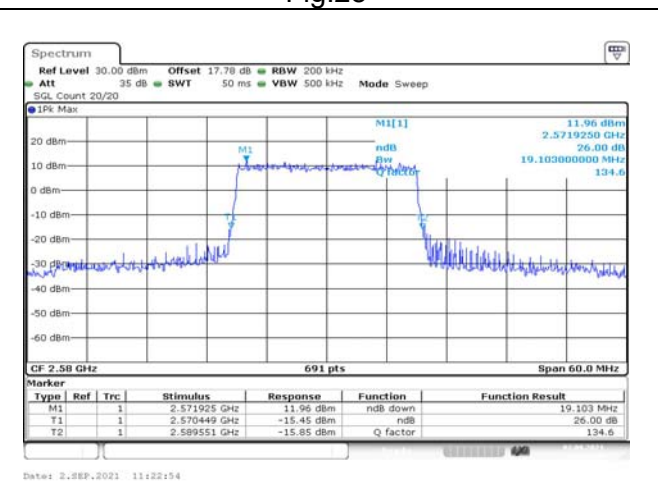


Fig.30

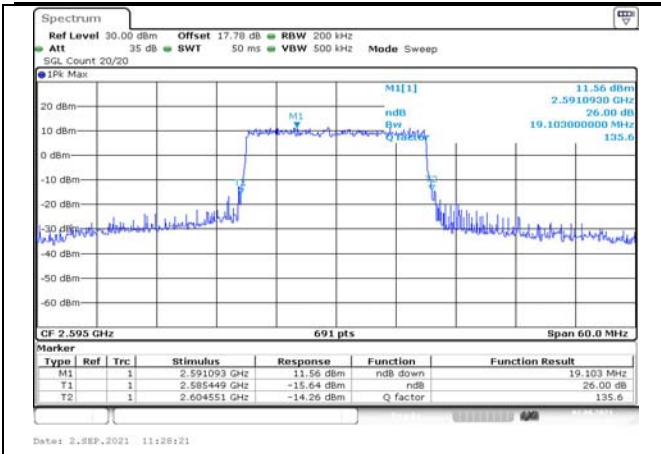


Fig.31

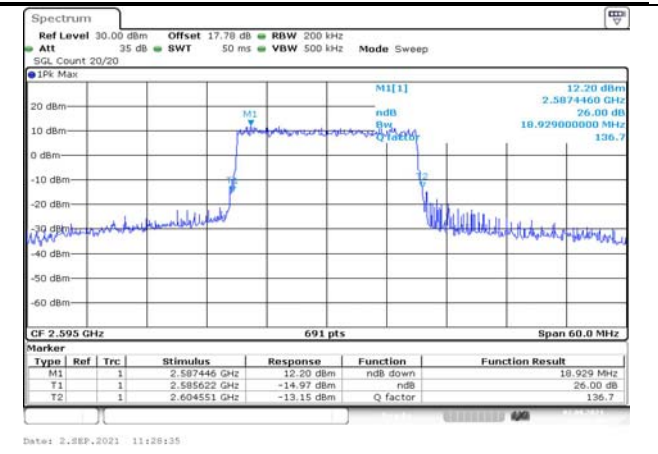


Fig.32

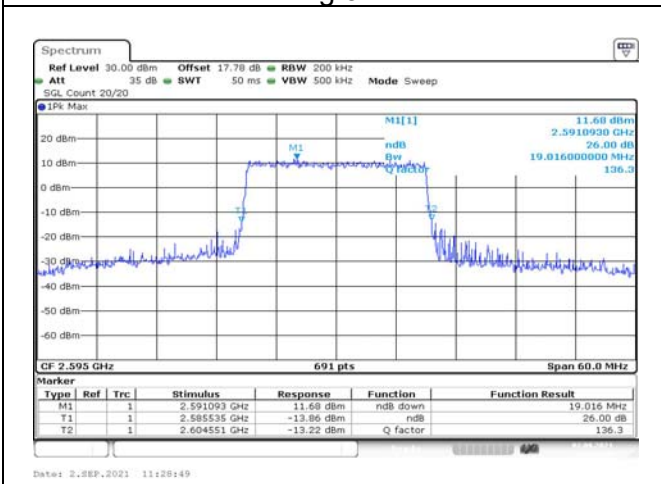


Fig.33

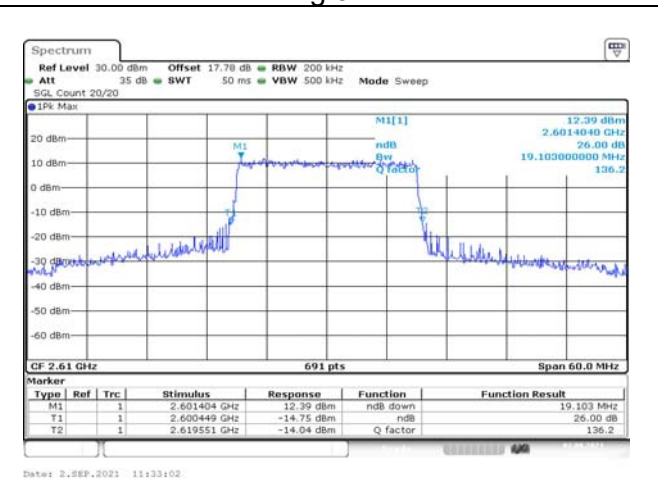


Fig.34

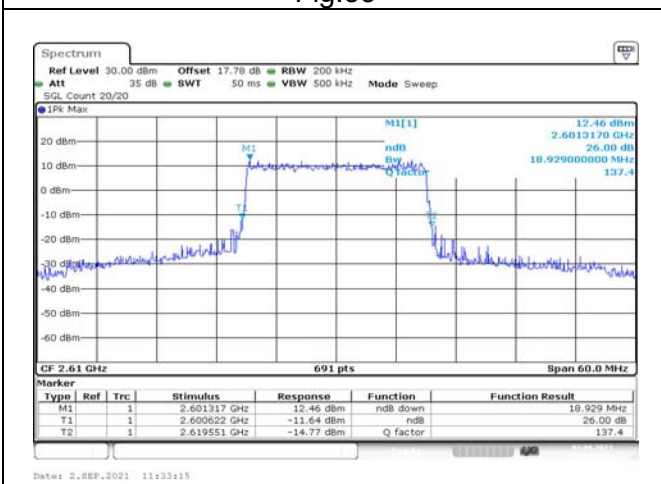


Fig.35

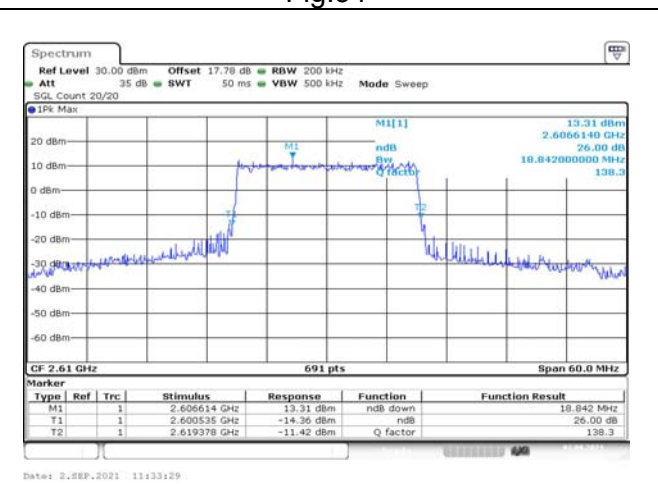


Fig.36

4 Peak-Average Ratio

Band	Carrier frequency (MHz)	Channel	BW (MHz)	RB Size	RB Offset	QPSK	16-QAM	64-QAM
38	2572.5	37775	5	1	24	Fig.1	Fig.2	Fig.3
	2572.5	37775		25	0	Fig.4	Fig.5	Fig.6
	2595	38000		1	24	Fig.7	Fig.8	Fig.9
	2595	38000		25	0	Fig.10	Fig.11	Fig.12
	2617.5	38225		1	24	Fig.13	Fig.14	Fig.15
	2617.5	38225		25	0	Fig.16	Fig.17	Fig.18
	2575	37800	10	1	49	Fig.19	Fig.20	Fig.21
	2575	37800		50	0	Fig.22	Fig.23	Fig.24
	2595	38000		1	49	Fig.25	Fig.26	Fig.27
	2595	38000		50	0	Fig.28	Fig.29	Fig.30
	2615	38200		1	49	Fig.31	Fig.32	Fig.33
	2615	38200		50	0	Fig.34	Fig.35	Fig.36
	2577.5	37825	15	1	74	Fig.37	Fig.38	Fig.39
	2577.5	37825		75	0	Fig.40	Fig.41	Fig.42
	2595	38000		1	74	Fig.43	Fig.44	Fig.45
	2595	38000		75	0	Fig.46	Fig.47	Fig.48
	2612.5	38175		1	74	Fig.49	Fig.50	Fig.51
	2612.5	38175		75	0	Fig.52	Fig.53	Fig.54
	2580	37850	20	1	99	Fig.55	Fig.56	Fig.57
	2580	37850		100	0	Fig.58	Fig.59	Fig.60
	2595	38000		1	99	Fig.61	Fig.62	Fig.63
	2595	38000		100	0	Fig.64	Fig.65	Fig.66
	2610	38150		1	99	Fig.67	Fig.68	Fig.69
	2610	38150		100	0	Fig.70	Fig.71	Fig.72

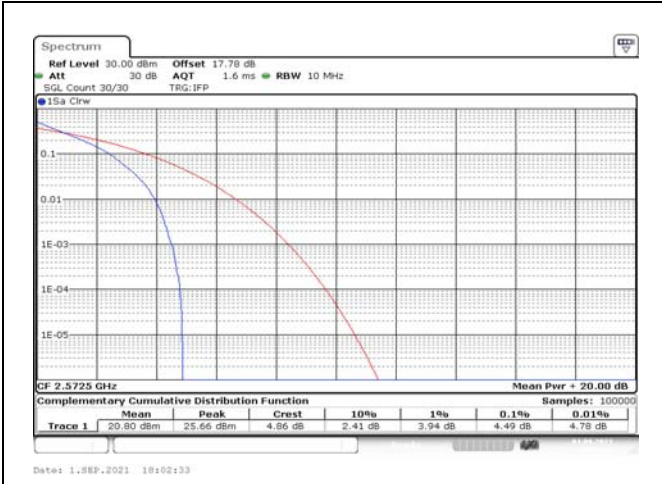


Fig.1

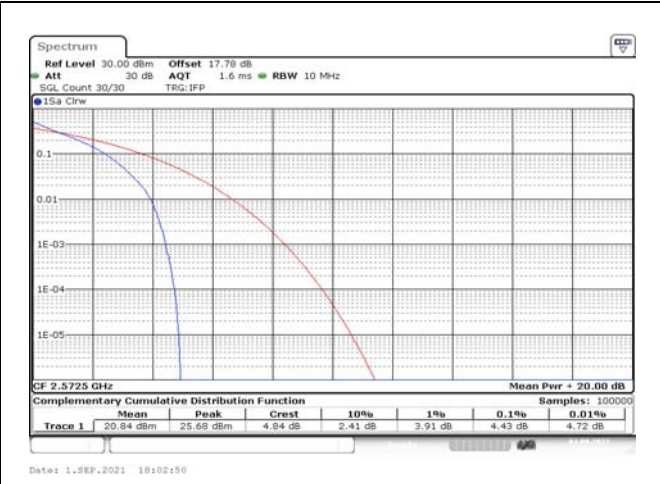


Fig.2

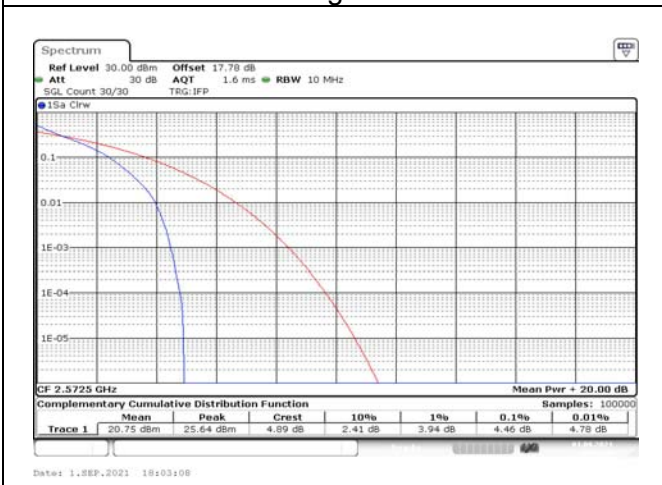


Fig.3

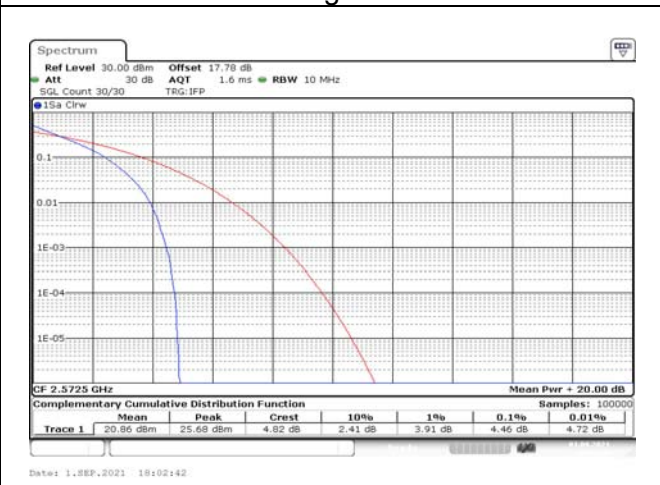


Fig.4

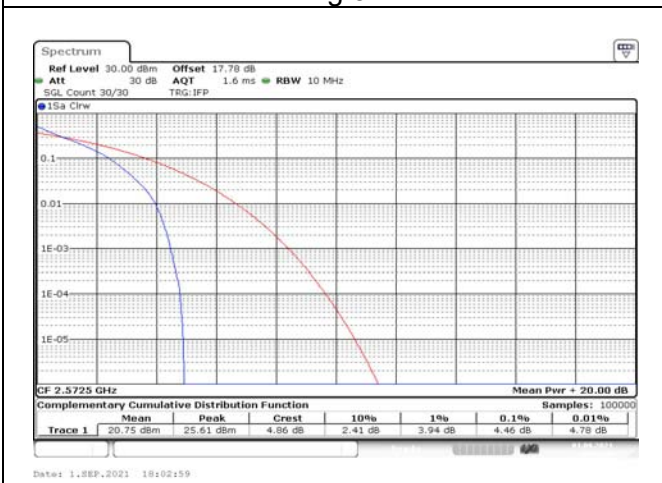


Fig.5

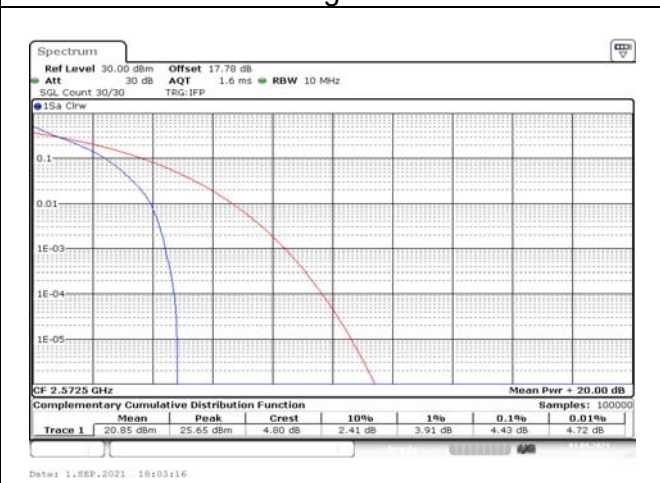


Fig.6

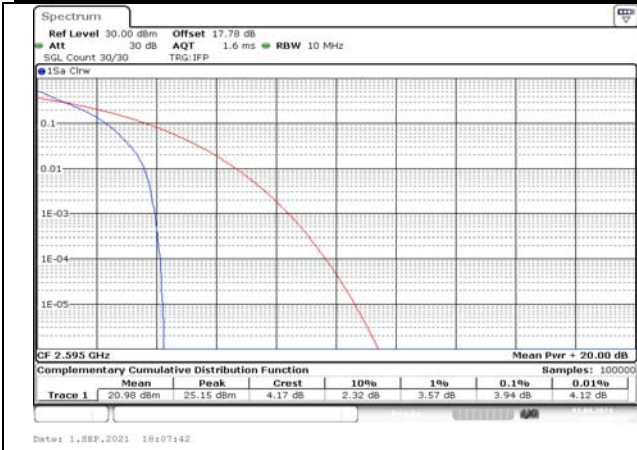


Fig.7



Fig.8

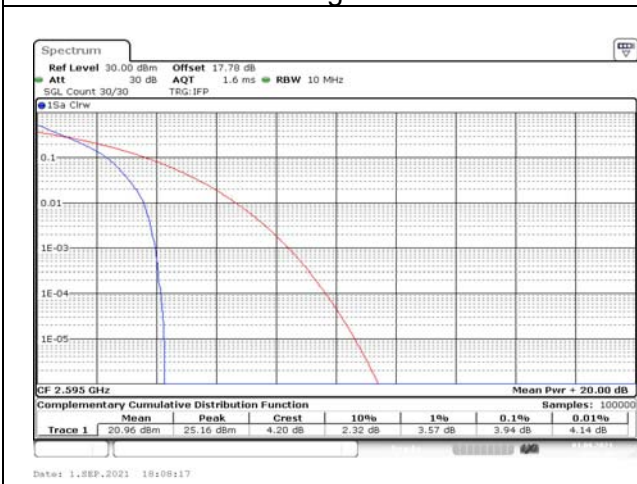


Fig.9

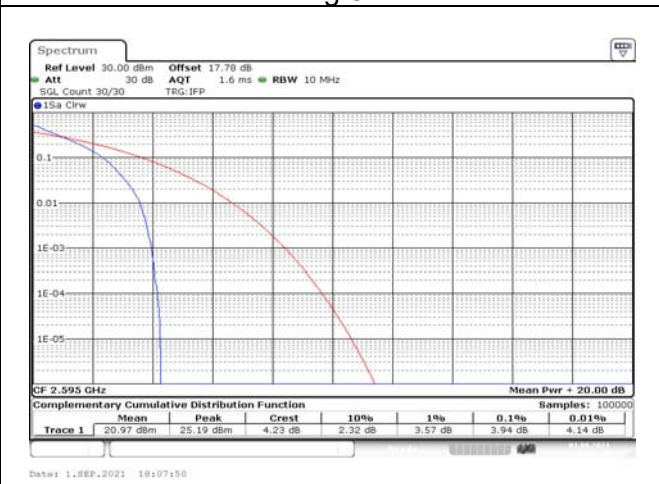


Fig.10

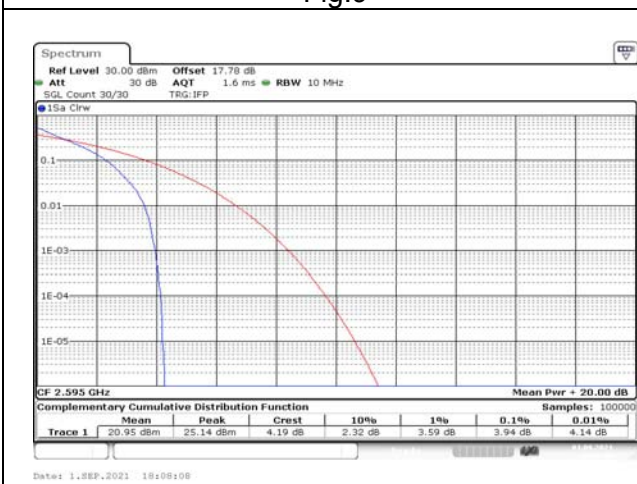


Fig.11

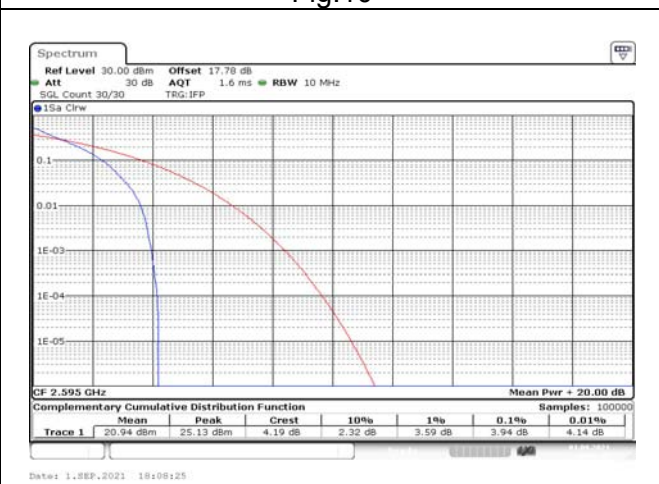


Fig.12



Fig.13



Fig.14

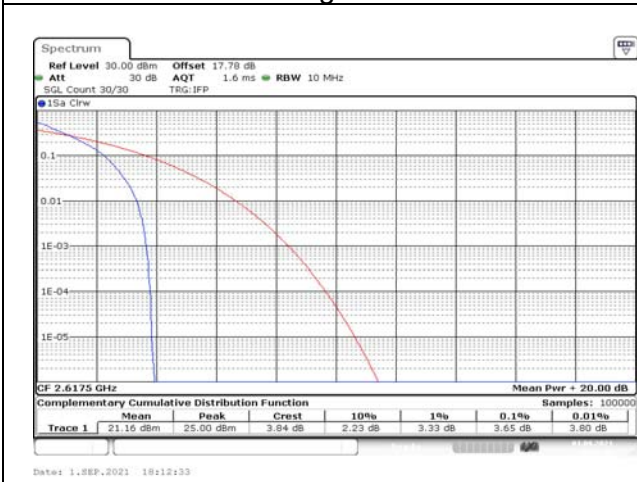


Fig.15

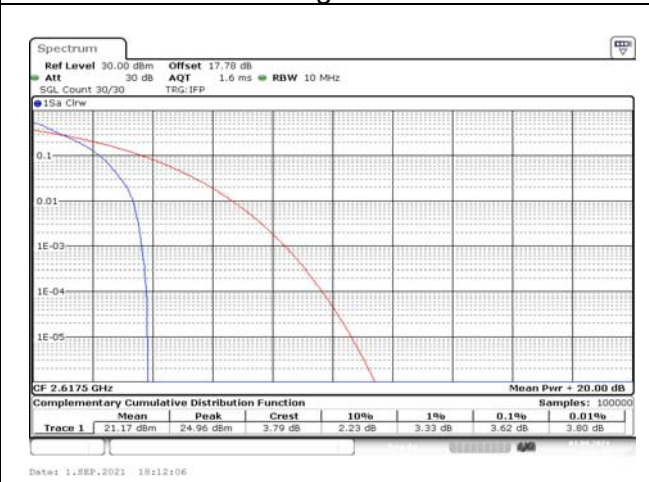


Fig.16

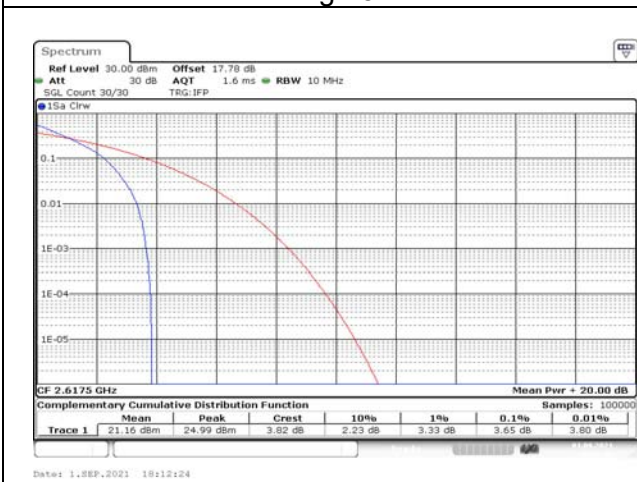


Fig.17

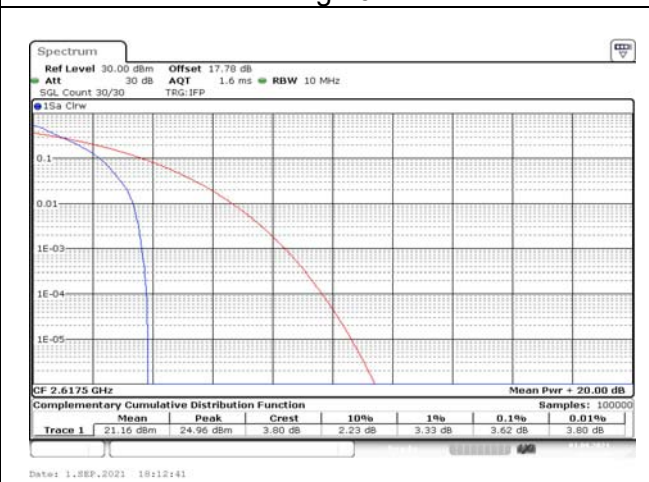


Fig.18

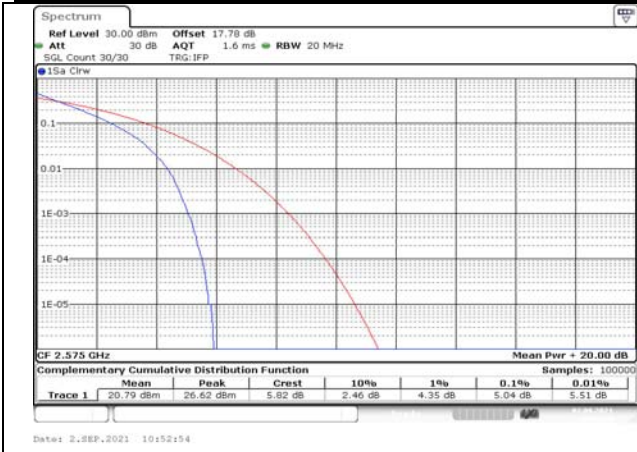


Fig.19



Fig.20

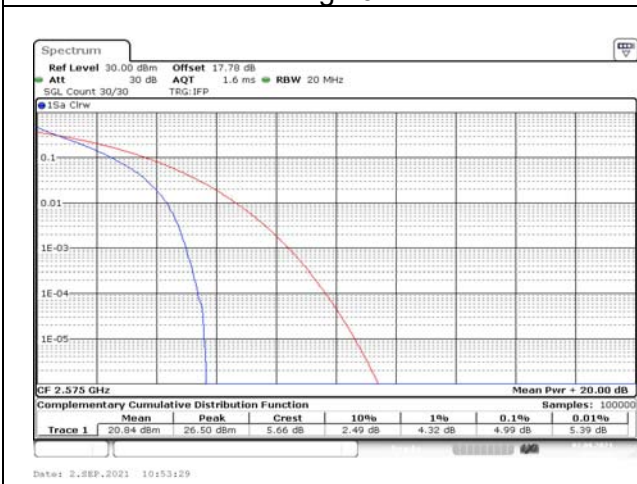


Fig.21

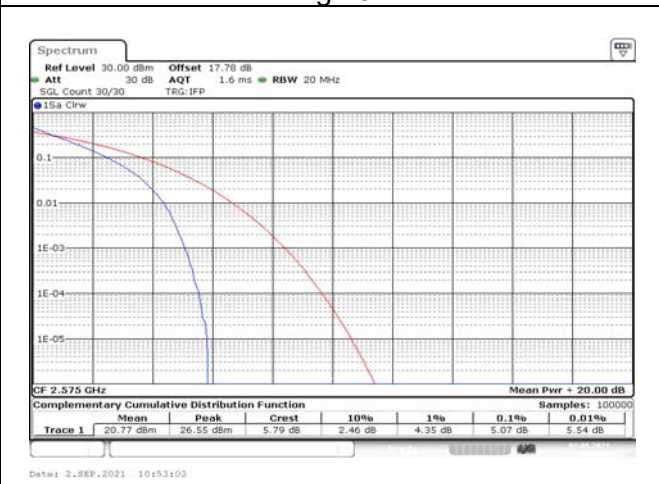


Fig.22

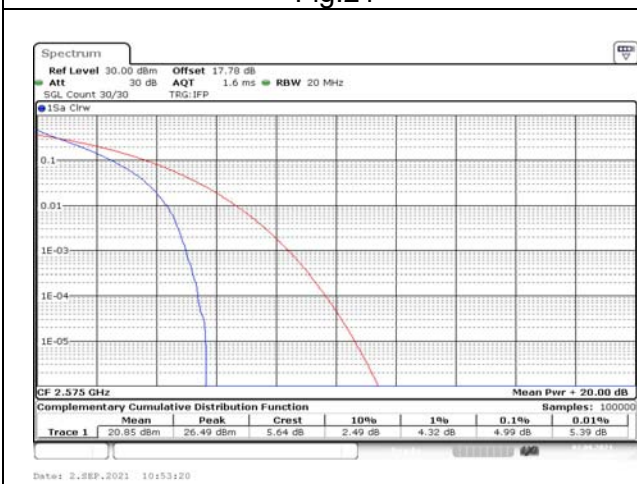


Fig.23



Fig.24

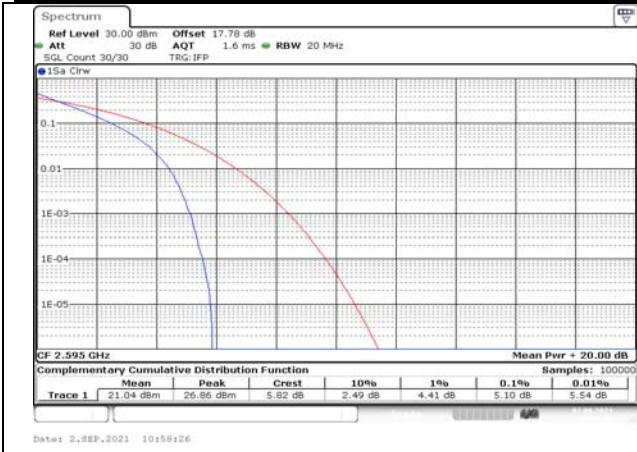


Fig.25

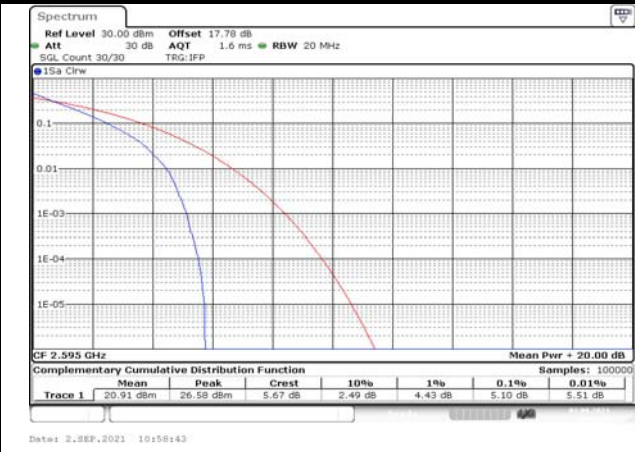


Fig.26

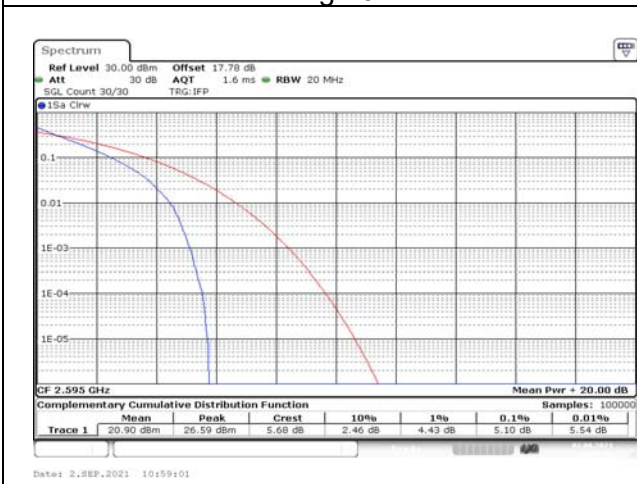


Fig.27

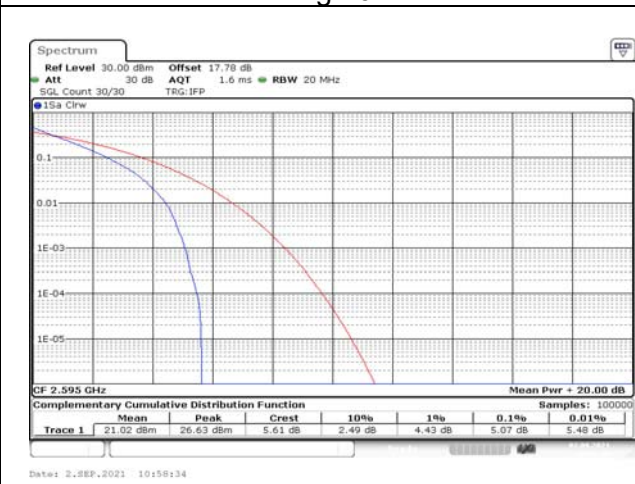


Fig.28

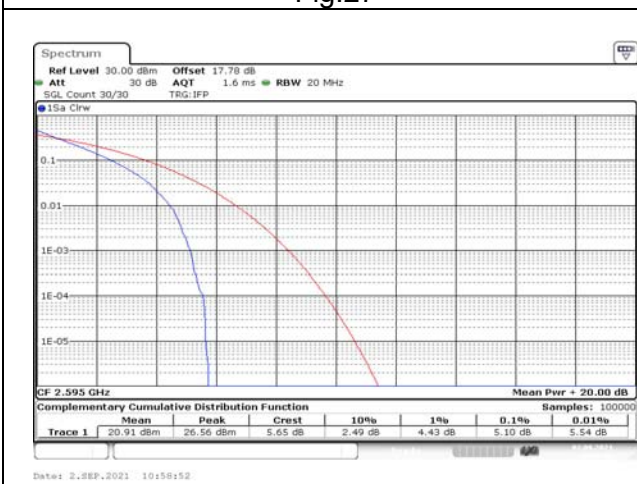


Fig.29

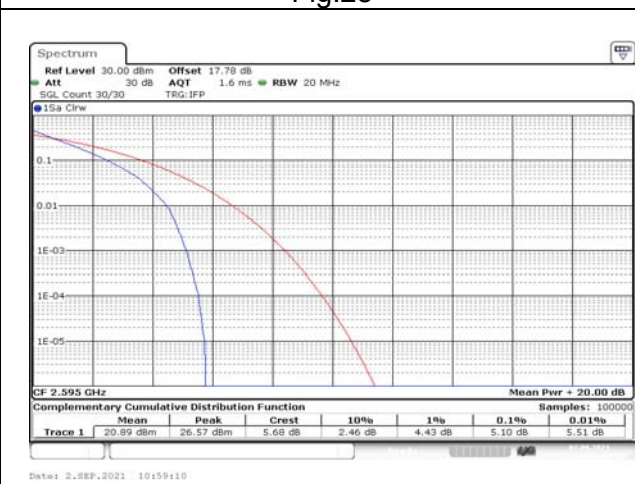


Fig.30

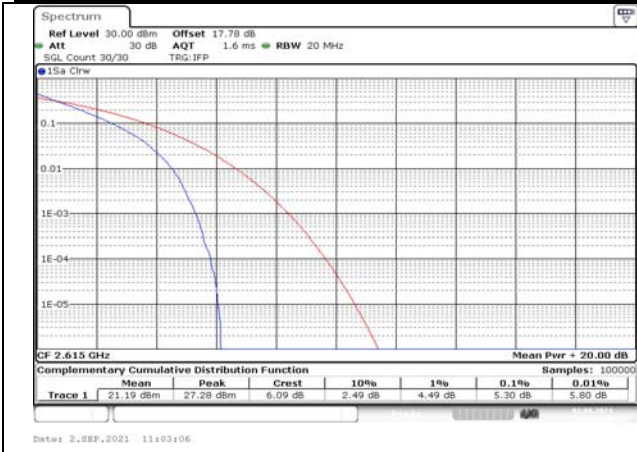


Fig.31



Fig.32

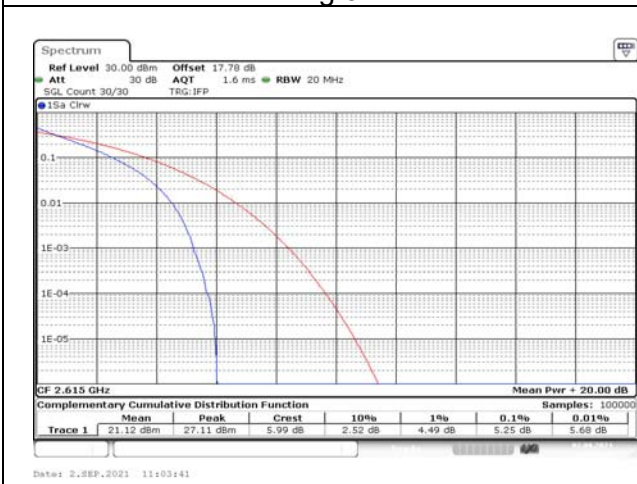


Fig.33

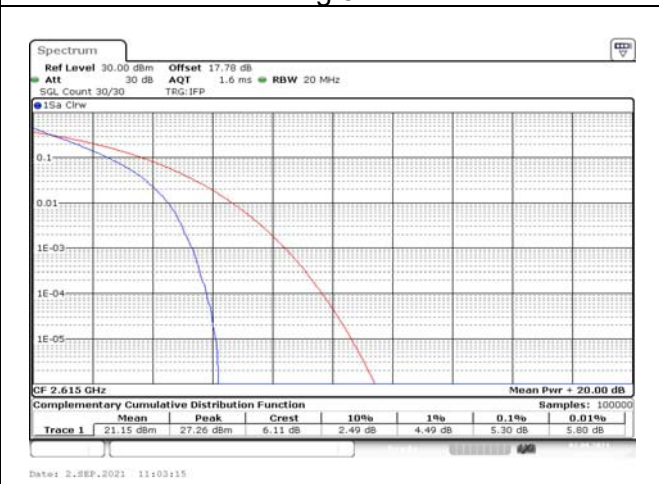


Fig.34

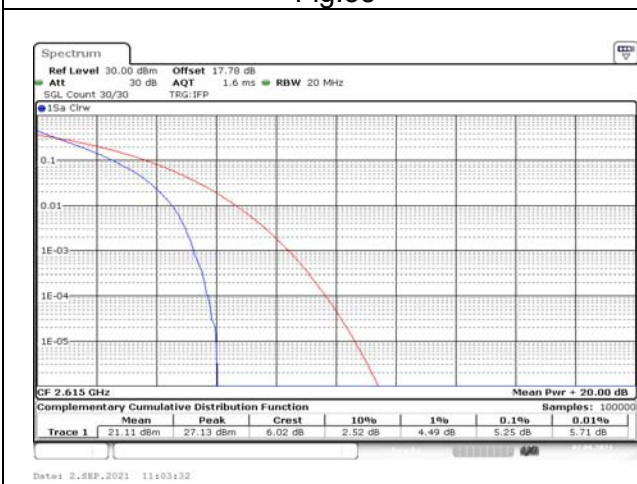


Fig.35

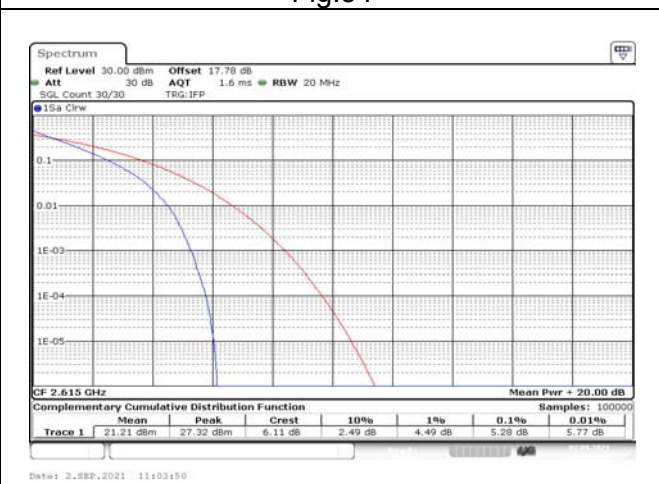


Fig.36



Fig.37

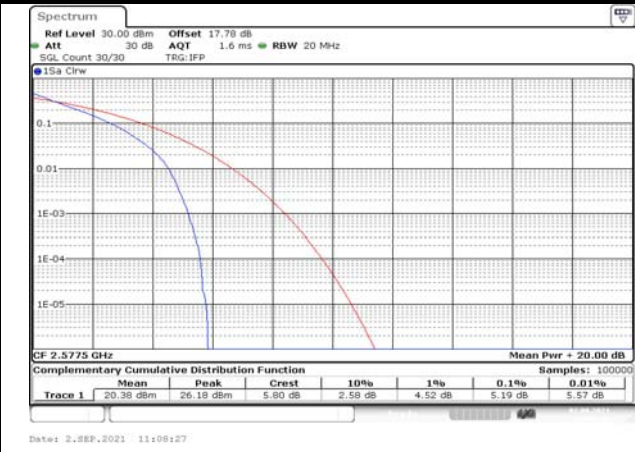


Fig.38

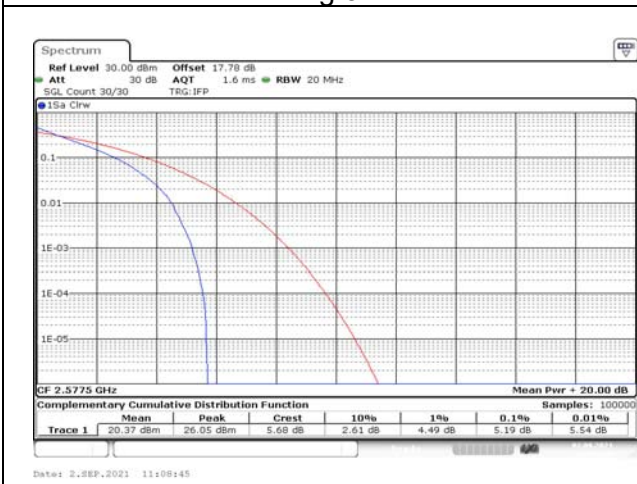


Fig.39

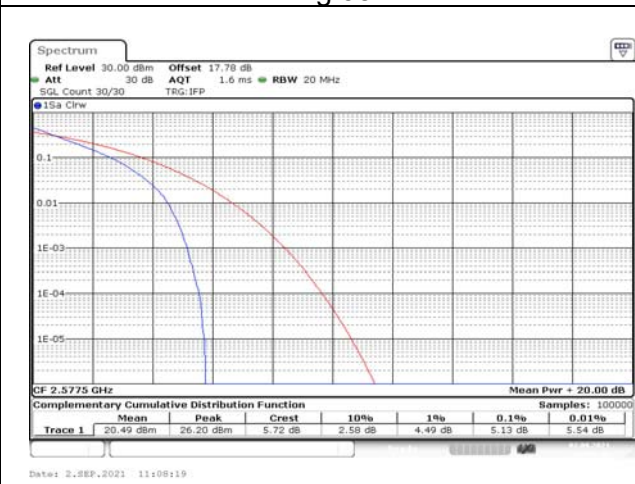


Fig.40

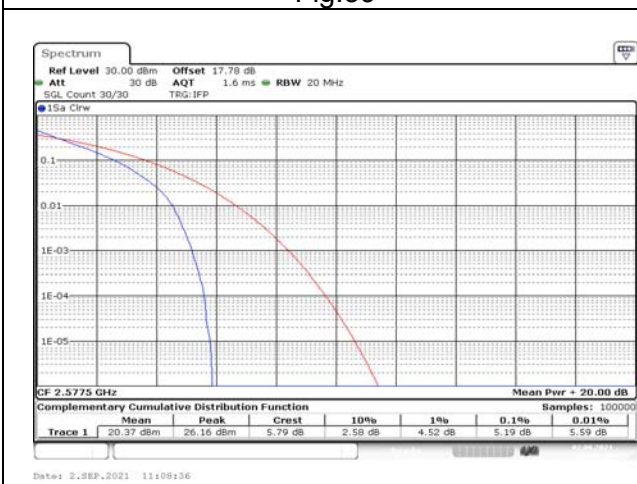


Fig.41



Fig.42

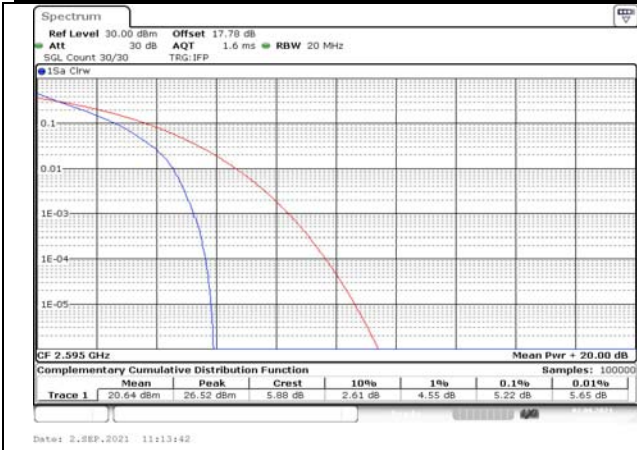


Fig.43



Fig.44

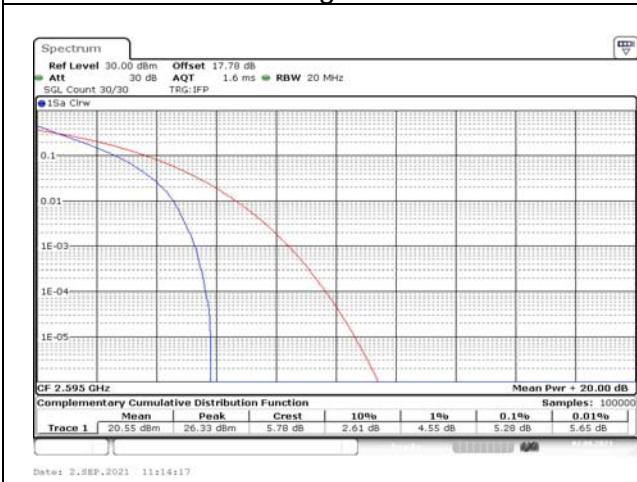


Fig.45

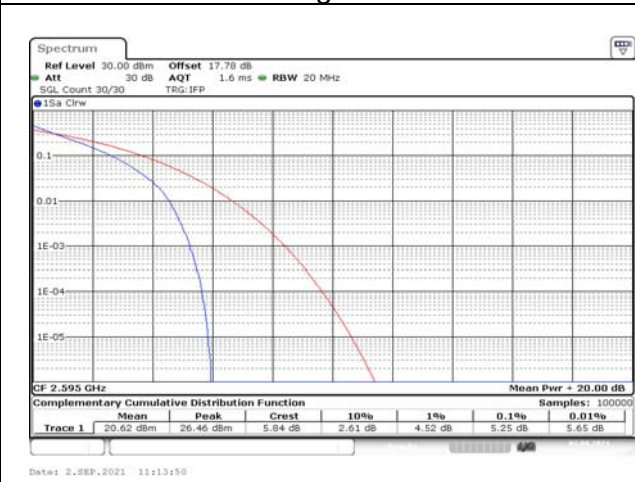


Fig.46

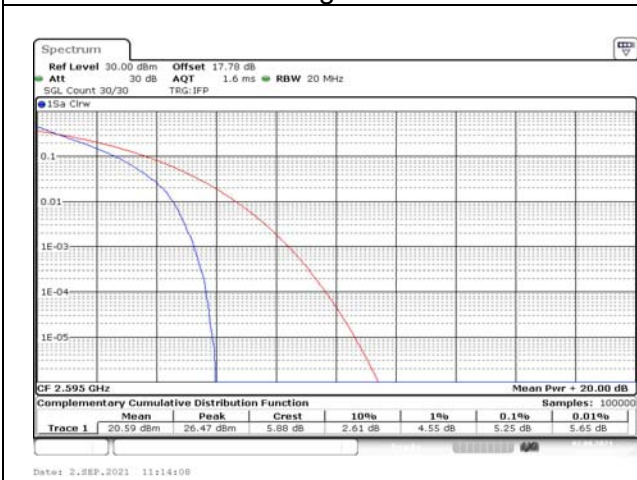


Fig.47

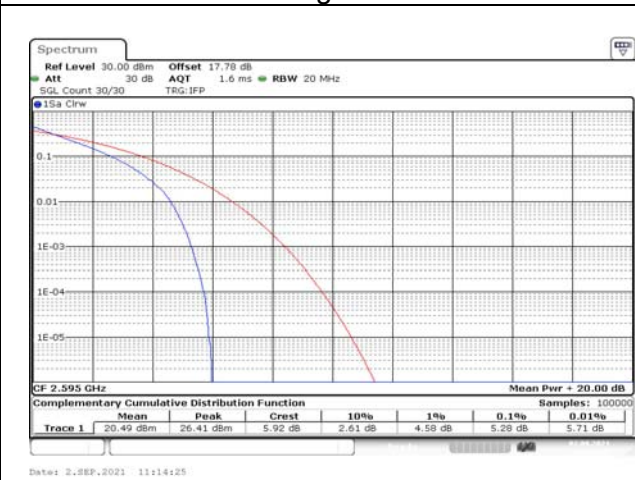


Fig.48

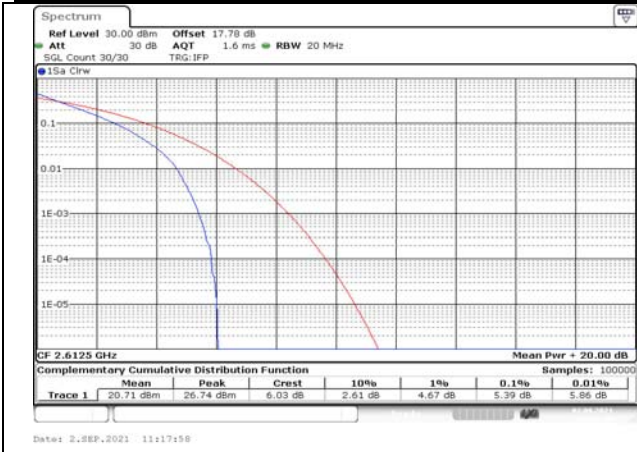


Fig.49

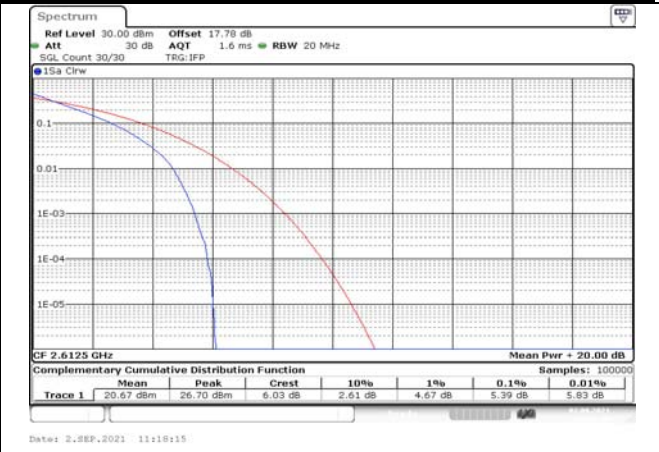


Fig.50

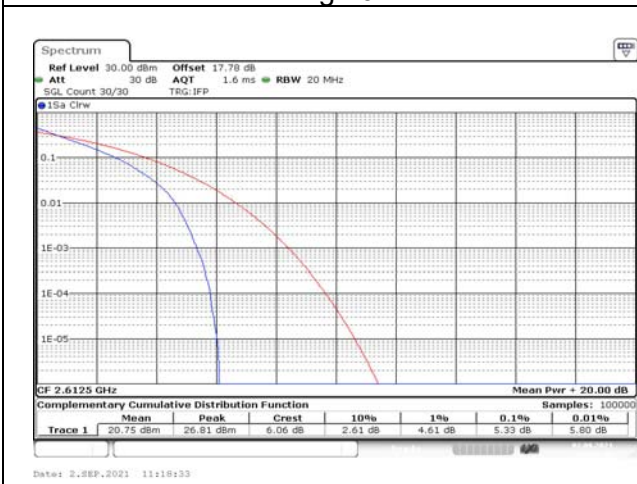


Fig.51

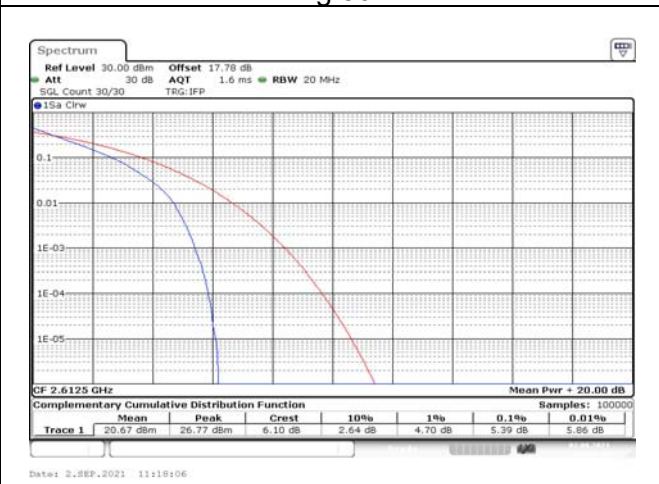


Fig.52

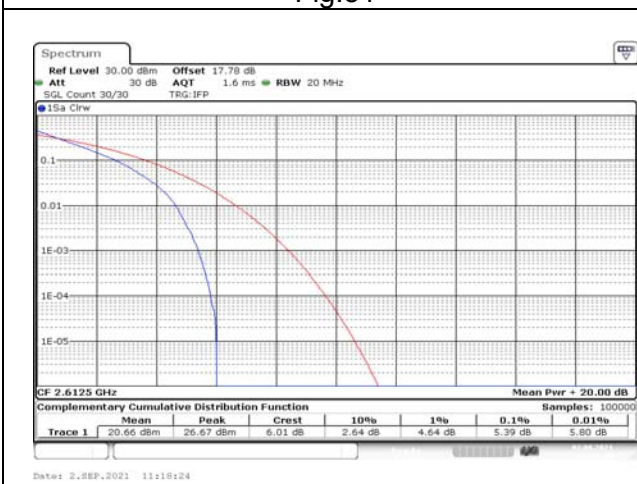


Fig.53

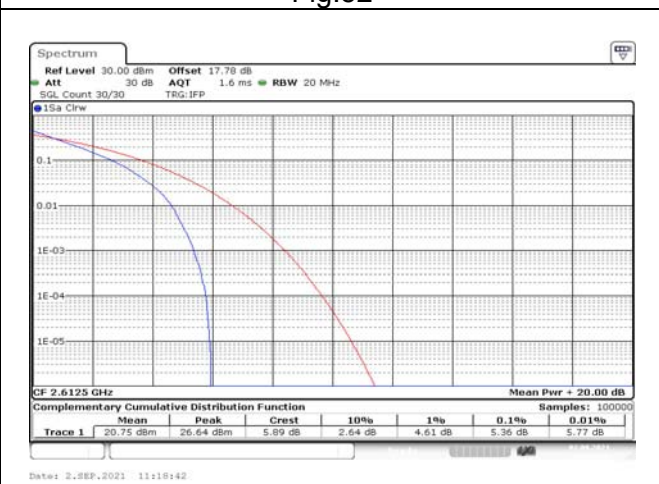


Fig.54



Fig.55

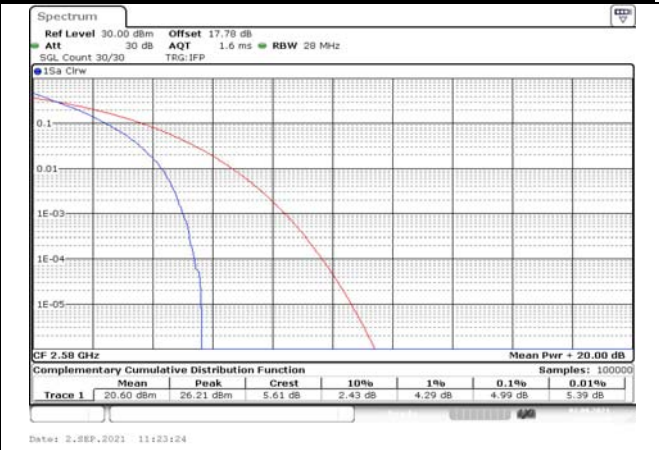


Fig.56

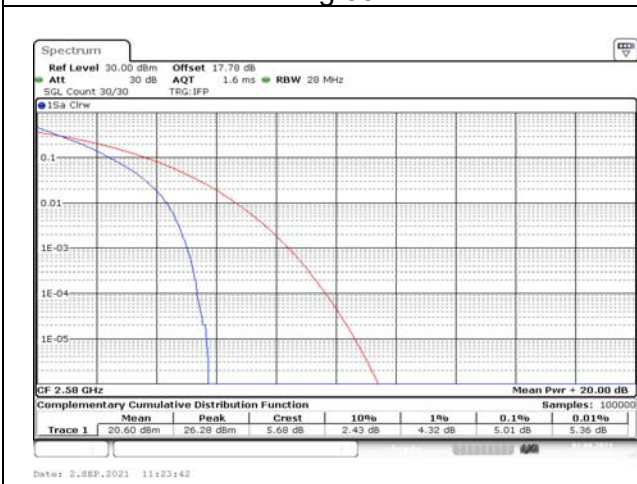


Fig.57

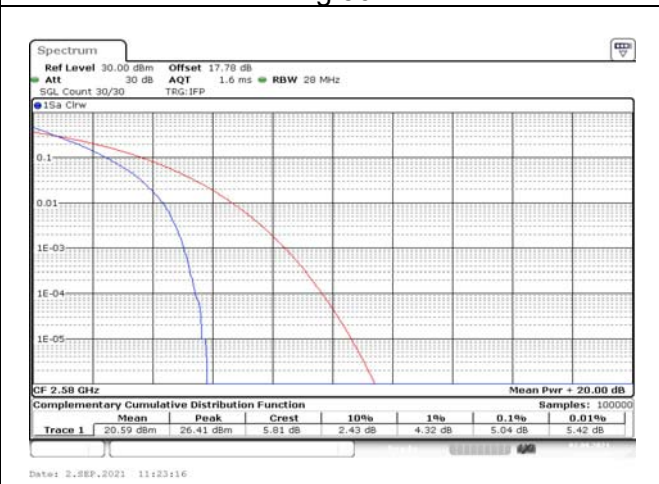


Fig.58

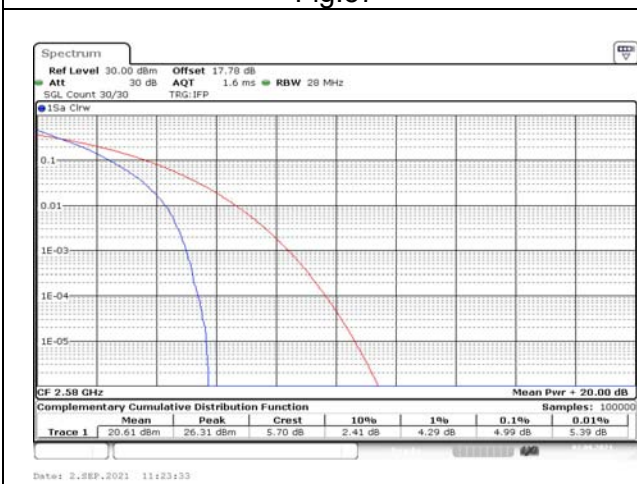


Fig.59

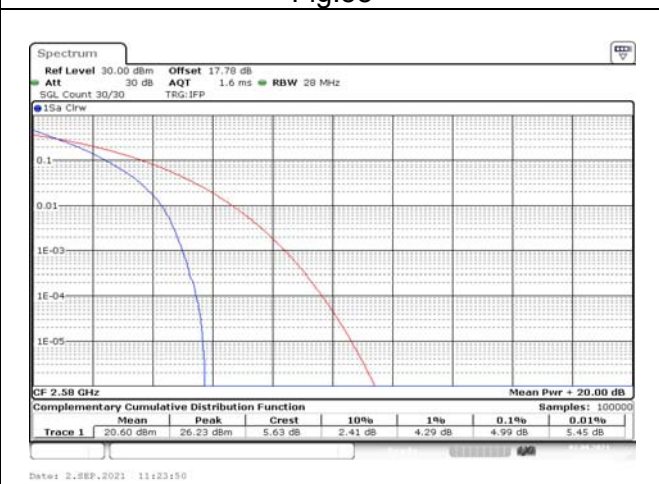


Fig.60



Fig.61

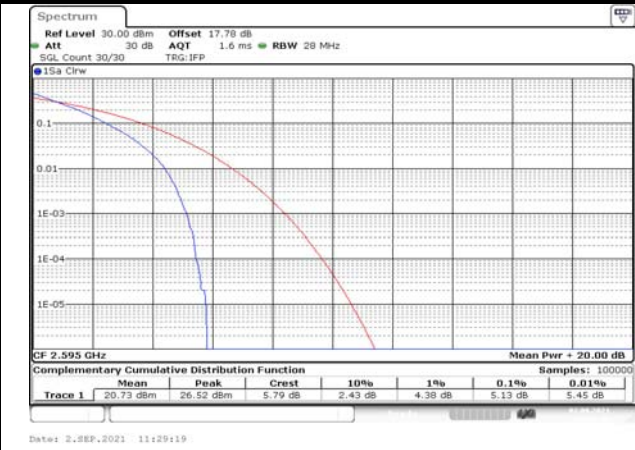


Fig.62

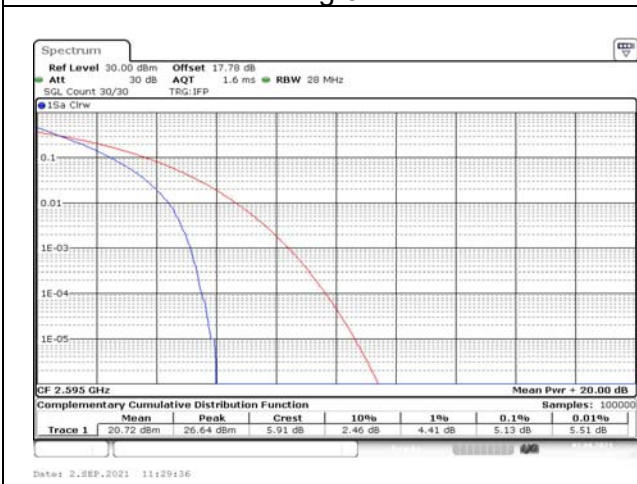


Fig.63

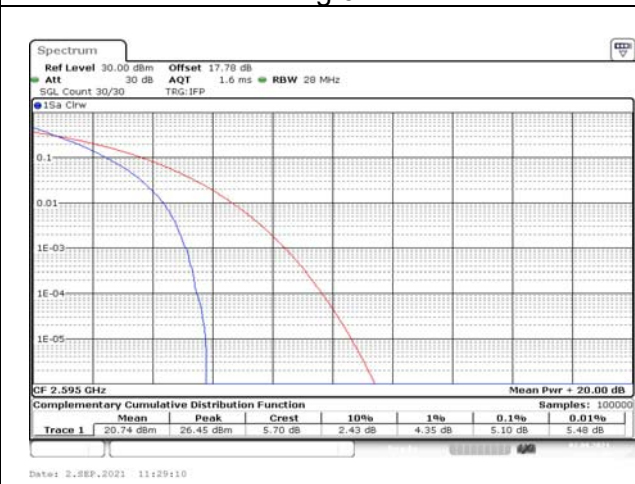


Fig.64

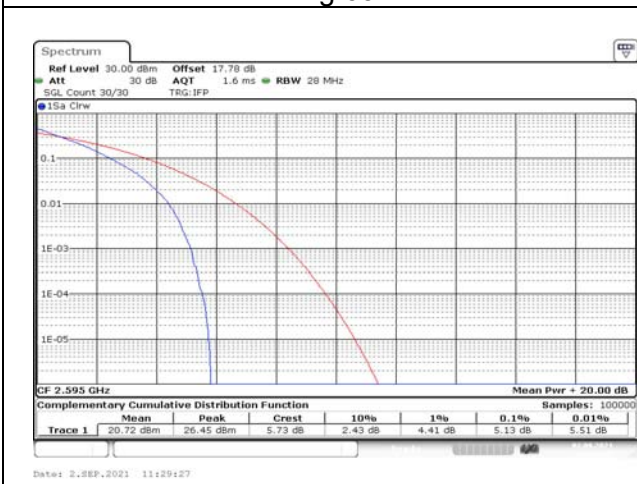


Fig.65

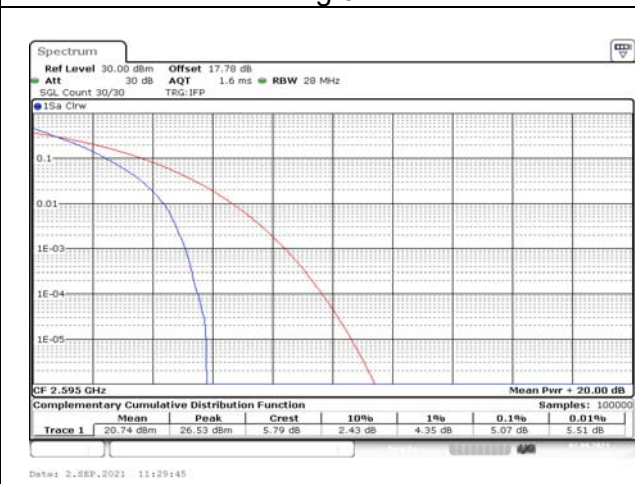


Fig.66



Fig.67

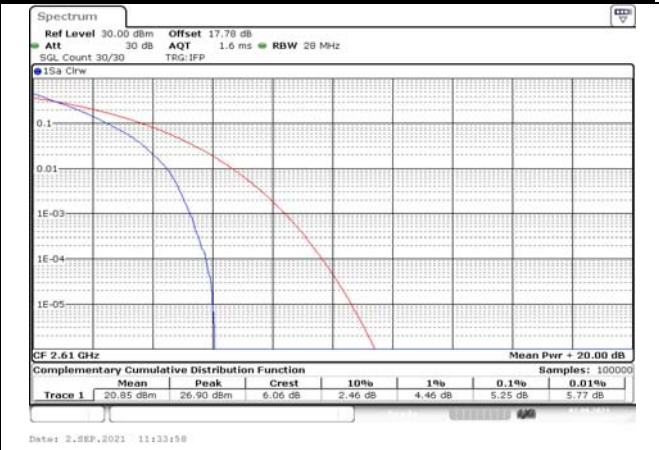


Fig.68

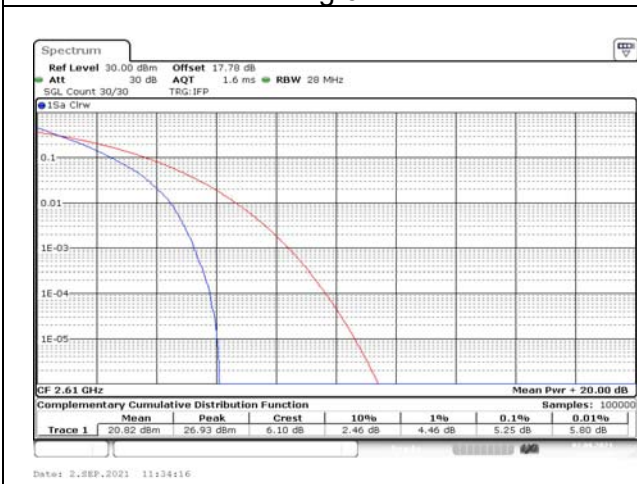


Fig.69

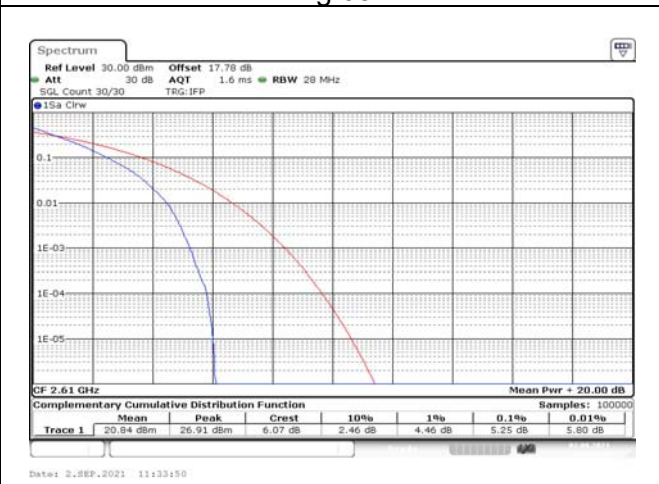


Fig.70

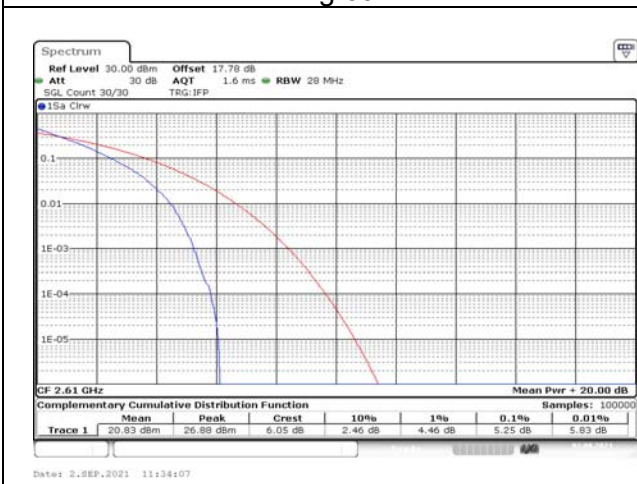


Fig.71

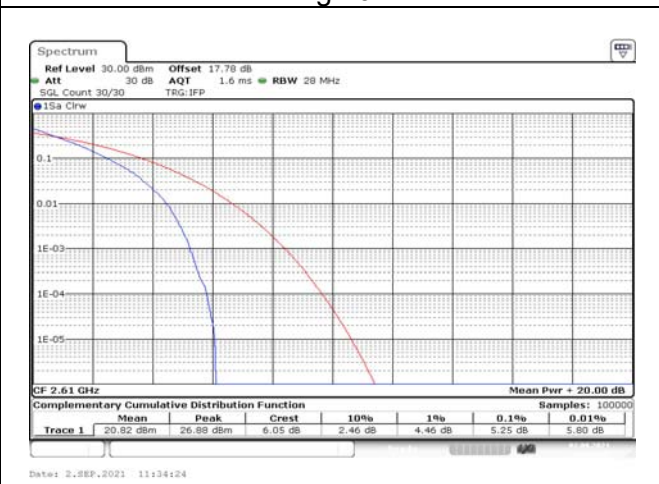


Fig.72

5 Spurious Emissions at antenna terminal

Band	Carrier frequency (MHz)	Channel	BW	RB Size	RB Offset	Conducted Spurious Plot
						QPSK
38	2580	37850	20	1	0	Fig.1
	2595	38000		1	0	Fig.2
	2610	38150		1	0	Fig.3

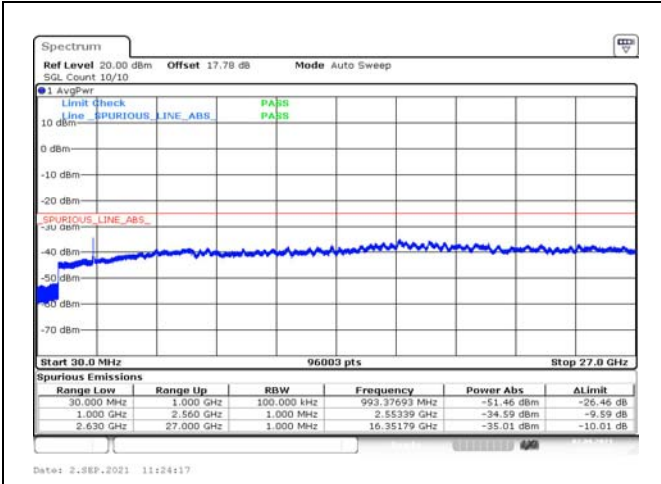


Fig.1

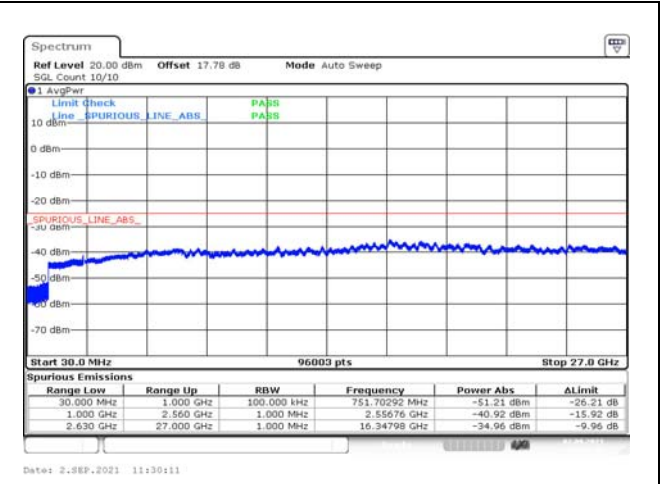


Fig.2

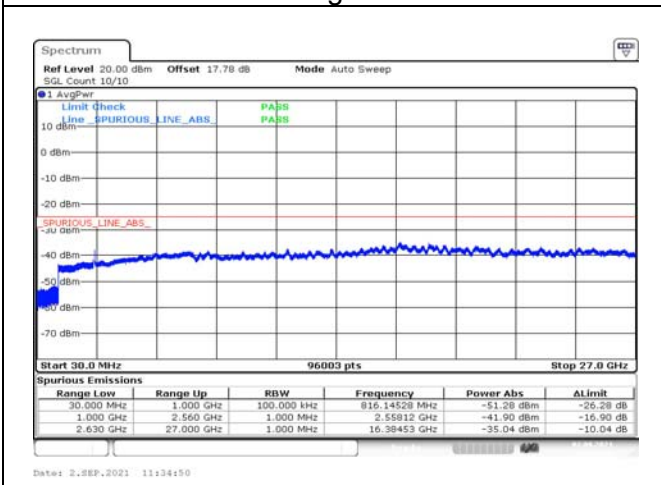


Fig.3

6 Band Edges Compliance

Band	Carrier frequency (MHz)	Channel	BW	RB Size	RB Offset	Band Edges Plot			
						QPSK			
38	2572.5	37775	5	1	0	Fig.1			
				25	0	Fig.2			
	2617.5	38225		1	24	Fig.3			
				25	0	Fig.4			
	2575	37800	10	1	0	Fig.5			
				50	0	Fig.6			
				2615	38200	1	49	Fig.7	
						50	0	Fig.8	
	2577.5	37825		15	1	0	Fig.9		
					75	0	Fig.10		
					2612.5	38175	1	74	Fig.11
							75	0	Fig.12
	2580	37850	20		1	0	Fig.13		
					100	0	Fig.14		
					2610	38150	1	99	Fig.15
							100	0	Fig.16

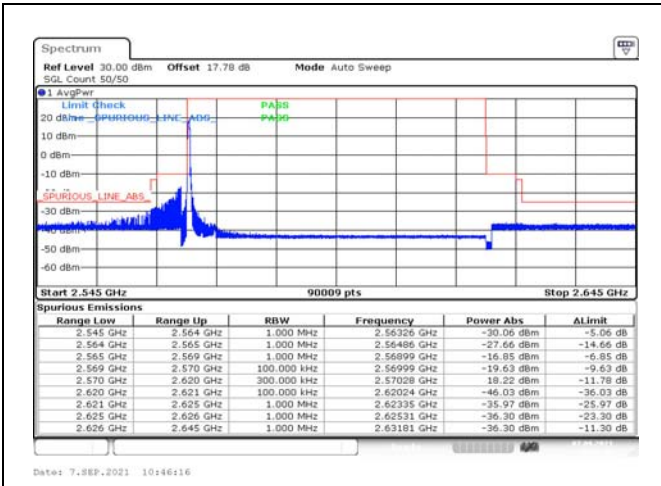


Fig.1

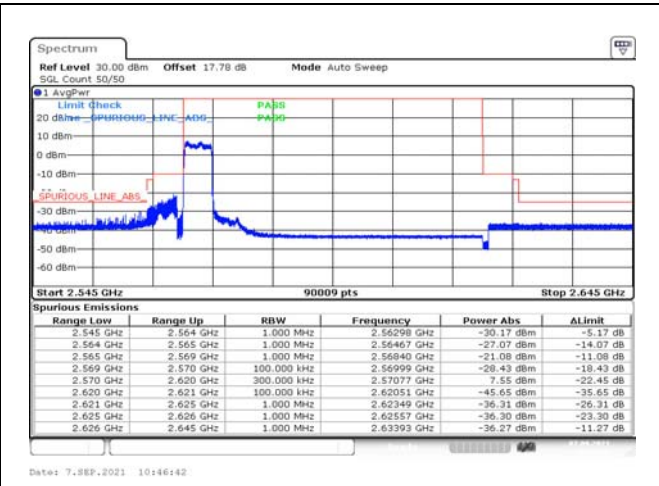


Fig.2

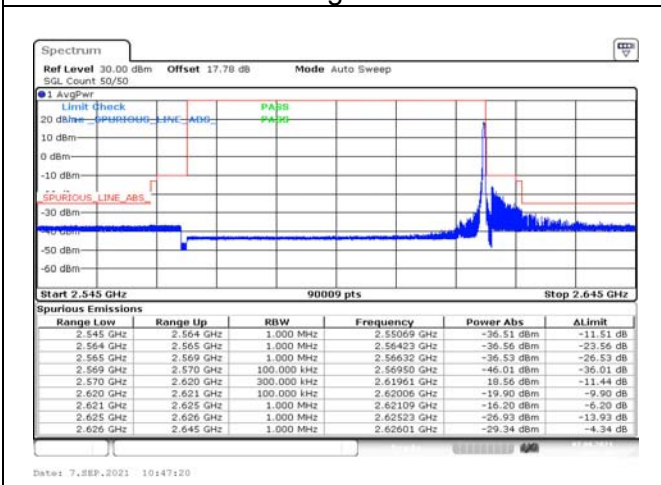


Fig.3

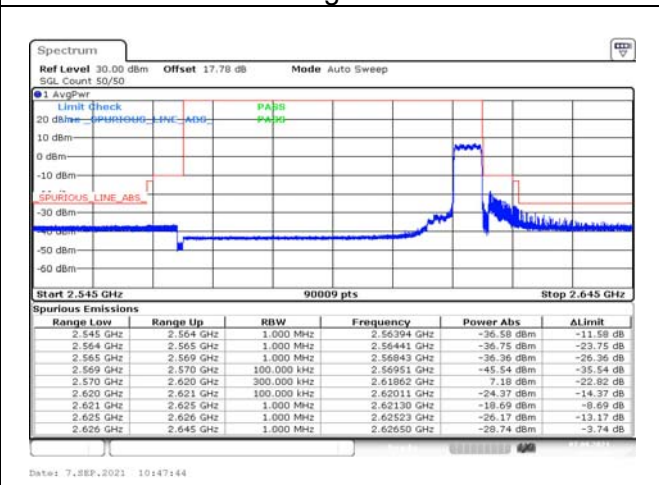


Fig.4

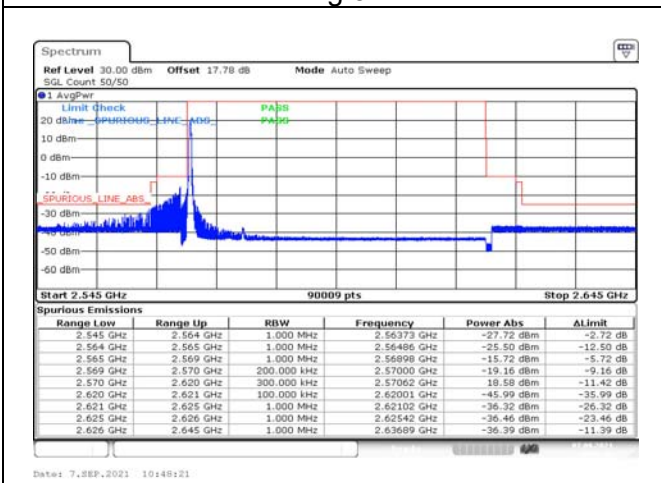


Fig.5

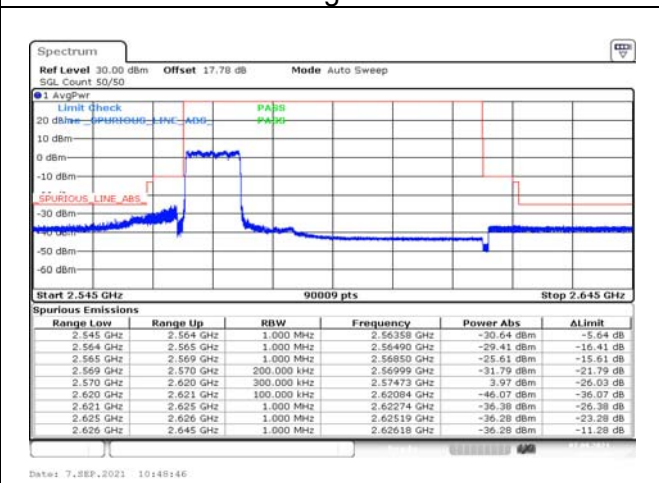


Fig.6

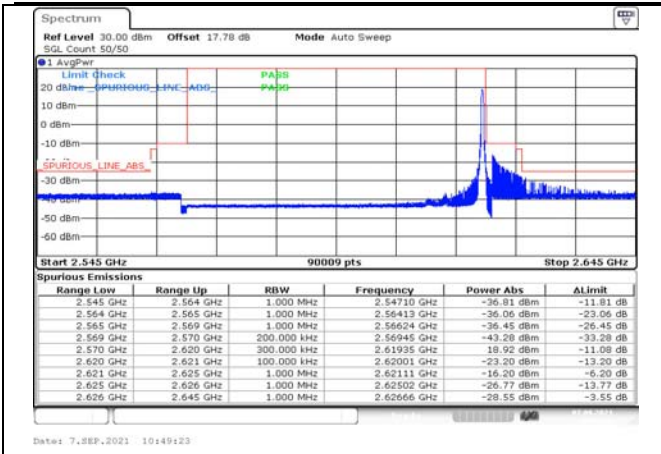


Fig.7

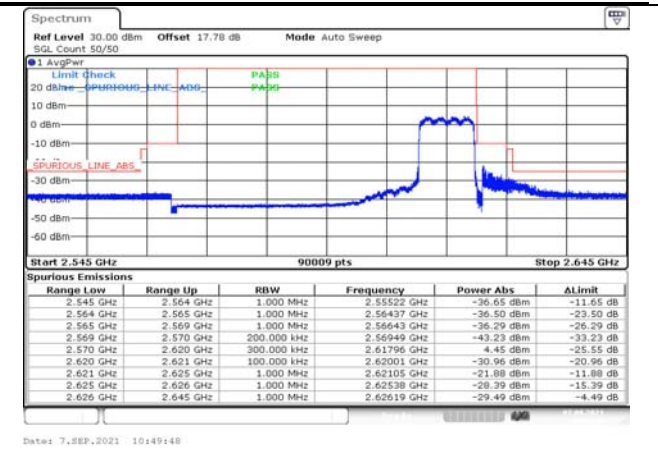


Fig.8

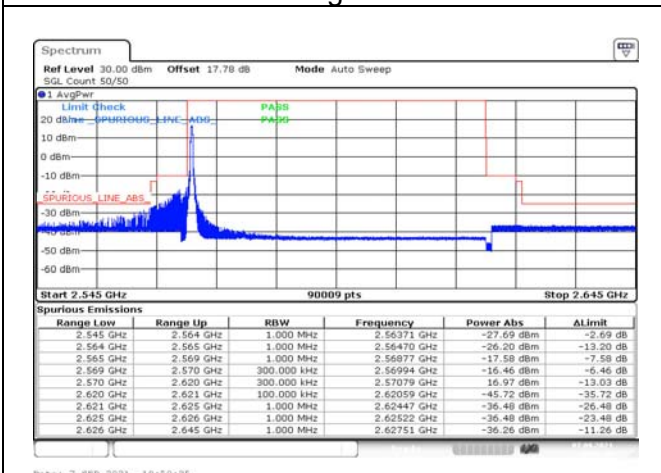


Fig.9

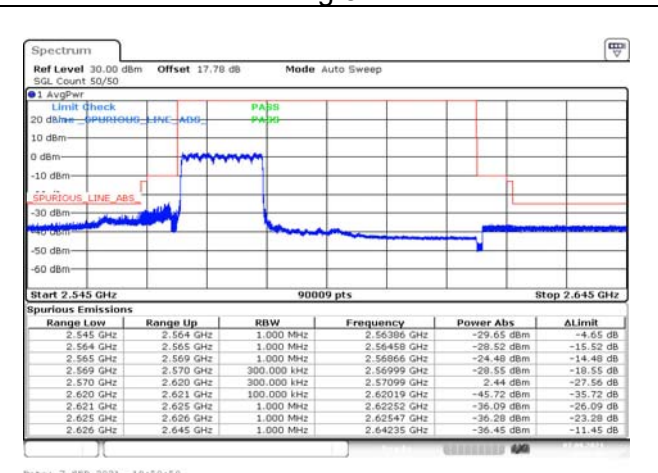


Fig.10

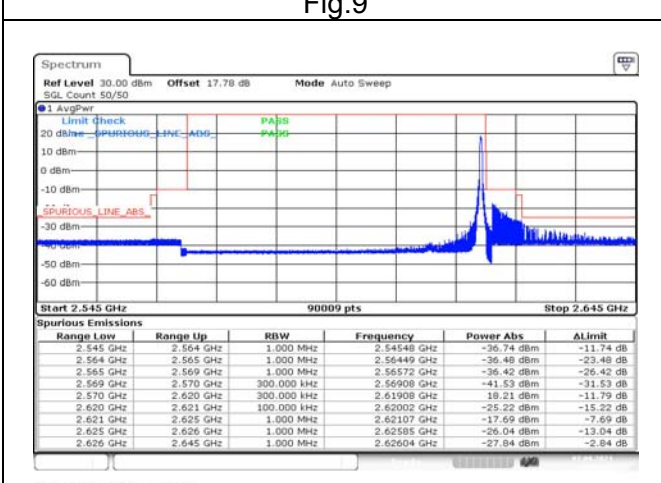


Fig.11

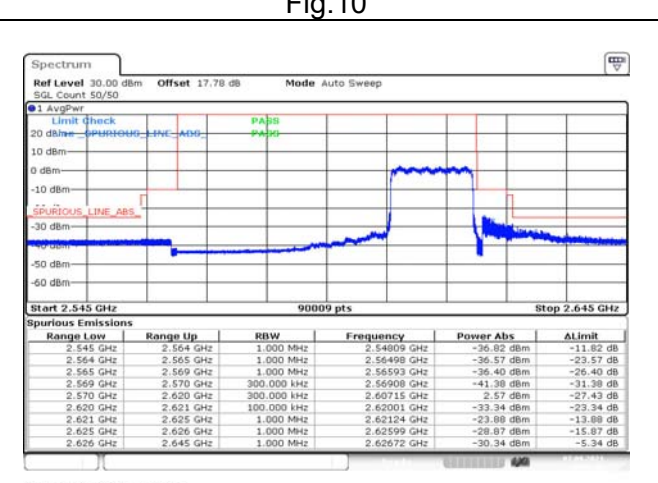


Fig.12

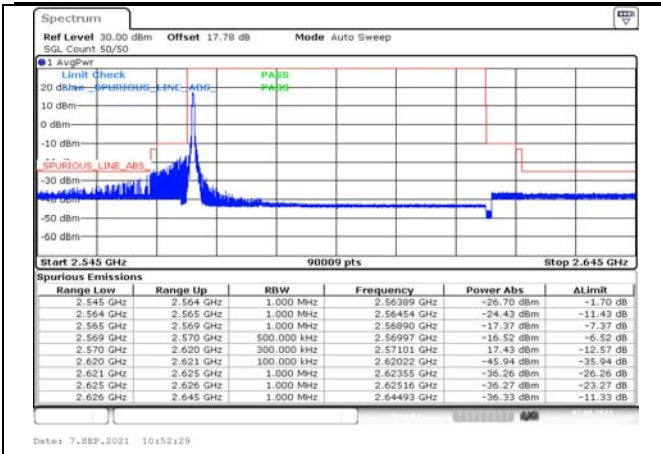


Fig. 13

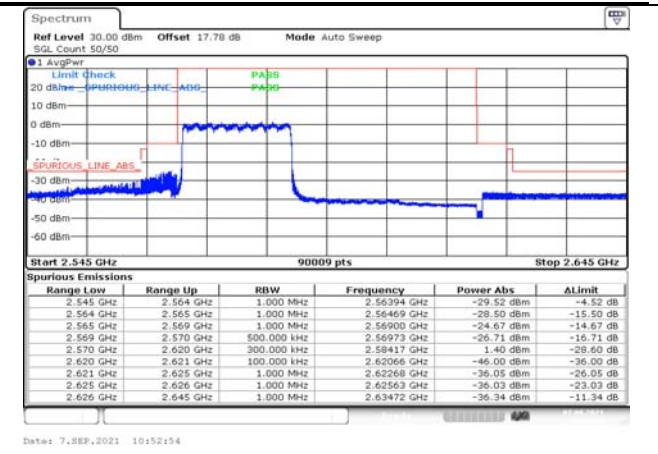


Fig. 14

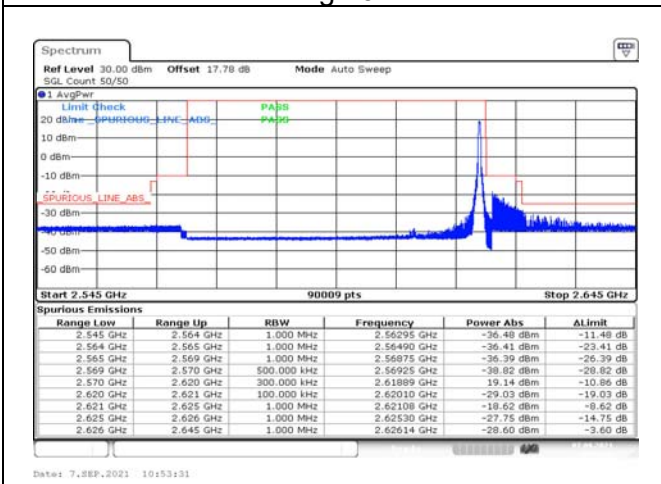


Fig. 15

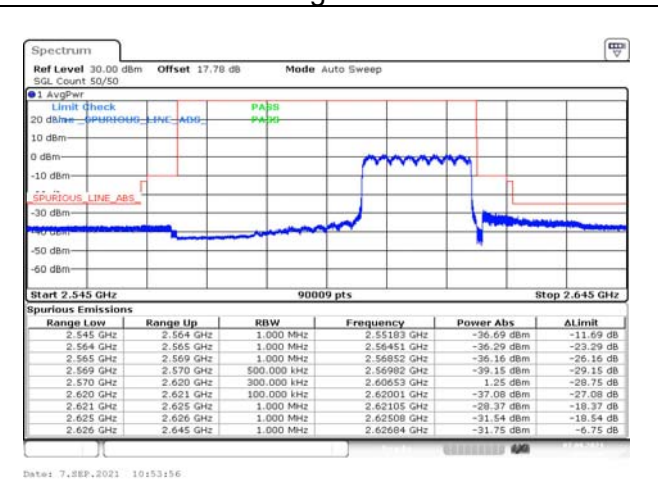


Fig. 16

7 Frequency Stability

Temperature(°C)	Voltage	Test Result (ppm) Band38 Low Channel QPSK					
		1.4M	3M	5M	10M	15M	20M
-20	NV	---	---	-0.003	0.001	0.002	0.002
-10	NV	---	---	-0.002	0.002	0.002	0.000
0	NV	---	---	-0.001	0.001	0.002	0.001
+20	NV	---	---	-0.001	0.002	0.001	0.002
+20	HV	---	---	-0.001	0.002	0.001	0.002

Temperature(°C)	Voltage	Test Result (ppm) Band38 High Channel QPSK					
		1.4M	3M	5M	10M	15M	20M
-20	NV	---	---	0.002	0.002	0.001	0.001
-10	NV	---	---	0.002	0.001	0.000	0.001
0	NV	---	---	0.001	0.002	0.002	0.001
+20	NV	---	---	0.003	0.002	0.000	0.000
+20	HV	---	---	0.001	0.002	-0.001	0.002

8 Effective Radiated Power and Effective Isotropic Radiated Power

Modulation	Carrier frequency (MHz)	UL Channel	BW	RB Size	RB Offset	Conduct ed power (dBm)	ERP/ EIRP (dBm)	ERP/ EIRP (W)
QPSK	2572.5	37775	5	1	0	22.68	19.98	0.100
				1	12	22.65	19.95	0.099
				1	24	22.85	20.15	0.104
				12	0	21.88	19.18	0.083
				12	7	21.87	19.17	0.083
				12	13	21.78	19.08	0.081
	25	0		21.80	19.10	0.081		
	1	0		22.88	20.18	0.104		
	1	12		22.75	20.05	0.101		
	1	24		22.74	20.04	0.101		
	12	0		21.95	19.25	0.084		
	12	7		21.90	19.20	0.083		
	12	13		21.91	19.21	0.083		
	25	0		21.91	19.21	0.083		
	1	0		23.11	20.41	0.110		
1	12	23.11	20.41	0.110				
1	24	23.09	20.39	0.109				
12	0	22.01	19.31	0.085				
12	7	22.07	19.37	0.086				
12	13	22.03	19.33	0.086				
25	0	22.11	19.41	0.087				
16QAM	2572.5	37775	1	0	22.07	19.37	0.086	
			1	12	22.11	19.41	0.087	
			1	24	21.42	18.72	0.074	
			12	0	20.82	18.12	0.065	
			12	7	20.76	18.06	0.064	
			12	13	20.92	18.22	0.066	
	25	0	20.87	18.17	0.066			
	1	0	22.08	19.38	0.087			
	1	12	22.24	19.54	0.090			
	1	24	22.13	19.43	0.088			
	12	0	20.95	18.25	0.067			
	12	7	20.95	18.25	0.067			
	12	13	20.95	18.25	0.067			
	25	0	20.93	18.23	0.067			
	1	0	22.32	19.62	0.092			
1	12	22.13	19.43	0.088				
1	24	22.34	19.64	0.092				
12	0	21.19	18.49	0.071				
12	7	21.18	18.48	0.070				
12	13	21.2	18.50	0.071				
25	0	21.06	18.36	0.069				

Modulation	Carrier frequency (MHz)	UL Channel	BW	RB Size	RB Offset	Conduct ed power (dBm)	ERP/ EIRP (dBm)	ERP/ EIRP (W)
64QAM	2572.5	37775	5	1	0	21.28	18.58	0.072
				1	12	21.09	18.39	0.069
				1	24	21.25	18.55	0.072
				12	0	19.95	17.25	0.053
				12	7	19.97	17.27	0.053
				12	13	19.90	17.20	0.052
				25	0	19.88	17.18	0.052
	2595	38000		1	0	21.11	18.41	0.069
				1	12	20.93	18.23	0.067
				1	24	21.04	18.34	0.068
				12	0	19.91	17.21	0.053
				12	7	19.84	17.14	0.052
				12	13	19.88	17.18	0.052
				25	0	19.83	17.13	0.052
	2617.5	38225		1	0	21.37	18.67	0.074
				1	12	21.21	18.51	0.071
				1	24	21.21	18.51	0.071
				12	0	20.20	17.50	0.056
				12	7	20.20	17.50	0.056
				12	13	20.20	17.50	0.056
				25	0	20.15	17.45	0.056

Modulation	Carrier frequency (MHz)	UL Channel	BW	RB Size	RB Offset	Conduct ed power (dBm)	ERP/ EIRP (dBm)	ERP/ EIRP (W)	
QPSK	2575	37800	10	1	0	22.58	19.88	0.097	
				1	25	22.62	19.92	0.098	
				1	49	22.56	19.86	0.097	
				25	0	21.75	19.05	0.080	
				25	12	21.64	18.94	0.078	
				25	25	21.62	18.92	0.078	
	2595	38000		50	0	21.68	18.98	0.079	
				1	0	22.61	19.91	0.098	
				1	25	22.69	19.99	0.100	
				1	49	22.66	19.96	0.099	
				25	0	21.76	19.06	0.081	
				25	12	21.85	19.15	0.082	
				25	25	21.71	19.01	0.080	
				50	0	21.74	19.04	0.080	
				2615	38200	1	0	22.82	20.12
1	25	22.80	20.10			0.102			
1	49	22.87	20.17			0.104			
25	0	21.93	19.23			0.084			
25	12	21.96	19.26			0.084			
25	25	21.95	19.25			0.084			
50	0	21.95	19.25			0.084			
16QAM	2575	37800	1			0	22.06	19.36	0.086
			1			25	22.08	19.38	0.087
			1	49	22.23	19.53	0.090		
			25	0	20.78	18.08	0.064		
			25	12	20.75	18.05	0.064		
			25	25	20.67	17.97	0.063		
	2595	38000	50	0	20.73	18.03	0.064		
			1	0	22.23	19.53	0.090		
			1	25	22.23	19.53	0.090		
			1	49	21.97	19.27	0.085		
			25	0	20.76	18.06	0.064		
			25	12	20.71	18.01	0.063		
			25	25	20.68	17.98	0.063		
			50	0	20.76	18.06	0.064		
			2615	38200	1	0	22.25	19.55	0.090
1	25	22.42			19.72	0.094			
1	49	22.08			19.38	0.087			
25	0	20.92			18.22	0.066			
25	12	21.04			18.34	0.068			
25	25	21.02			18.32	0.068			
50	0	20.97			18.27	0.067			

Modulation	Carrier frequency (MHz)	UL Channel	BW	RB Size	RB Offset	Conduct ed power (dBm)	ERP/ EIRP (dBm)	ERP/ EIRP (W)
64QAM	2575	37800	10	1	0	21.04	18.34	0.068
				1	25	20.97	18.27	0.067
				1	49	21.17	18.47	0.070
				25	0	19.67	16.97	0.050
				25	12	19.68	16.98	0.050
				25	25	19.56	16.86	0.049
				50	0	19.64	16.94	0.049
	2595	38000		1	0	20.38	17.68	0.059
				1	25	20.47	17.77	0.060
				1	49	20.47	17.77	0.060
				25	0	19.68	16.98	0.050
				25	12	19.71	17.01	0.050
				25	25	19.73	17.03	0.050
				50	0	19.73	17.03	0.050
	2615	38200		1	0	21.45	18.75	0.075
				1	25	21.15	18.45	0.070
				1	49	21.08	18.38	0.069
				25	0	19.82	17.12	0.052
				25	12	19.93	17.23	0.053
				25	25	19.91	17.21	0.053
				50	0	19.97	17.27	0.053

Modulation	Carrier frequency (MHz)	UL Channel	BW	RB Size	RB Offset	Conduct ed power (dBm)	ERP/ EIRP (dBm)	ERP/ EIRP (W)
QPSK	2577.5	37825	15	1	0	22.53	19.83	0.096
				1	37	22.44	19.74	0.094
				1	74	22.55	19.85	0.097
				36	0	21.60	18.90	0.078
				36	29	21.57	18.87	0.077
				36	30	21.58	18.88	0.077
				75	0	21.52	18.82	0.076
	2595	38000		1	0	22.48	19.78	0.095
				1	37	22.54	19.84	0.096
				1	74	22.65	19.95	0.099
				36	0	21.63	18.93	0.078
				36	29	21.62	18.92	0.078
				36	30	21.72	19.02	0.080
				75	0	21.54	18.84	0.077
	2612.5	38175		1	0	22.62	19.92	0.098
1			37	22.60	19.90	0.098		
1			74	22.63	19.93	0.098		
36			0	21.78	19.08	0.081		
36			29	21.71	19.01	0.080		
36			30	21.72	19.02	0.080		
75			0	21.82	19.12	0.082		
16QAM	2577.5	37825	1	0	21.77	19.07	0.081	
			1	37	21.79	19.09	0.081	
			1	74	21.81	19.11	0.081	
			36	0	20.60	17.90	0.062	
			36	29	20.59	17.89	0.062	
			36	30	20.58	17.88	0.061	
			75	0	20.45	17.75	0.060	
	2595	38000	1	0	21.83	19.13	0.082	
			1	37	21.83	19.13	0.082	
			1	74	21.94	19.24	0.084	
			36	0	20.70	18.00	0.063	
			36	29	20.67	17.97	0.063	
			36	30	20.66	17.96	0.063	
			75	0	20.67	17.97	0.063	
	2612.5	38175	1	0	22.09	19.39	0.087	
1			37	22.10	19.40	0.087		
1			74	22.09	19.39	0.087		
36			0	20.83	18.13	0.065		
36			29	20.81	18.11	0.065		
36			30	20.71	18.01	0.063		
75			0	20.82	18.12	0.065		

Modulation	Carrier frequency (MHz)	UL Channel	BW	RB Size	RB Offset	Conduct ed power (dBm)	ERP/ EIRP (dBm)	ERP/ EIRP (W)
64QAM	2577.5	37825	15	1	0	20.64	17.94	0.062
				1	37	20.69	17.99	0.063
				1	74	20.66	17.96	0.063
				36	0	19.64	16.94	0.049
				36	29	19.59	16.89	0.049
				36	30	19.59	16.89	0.049
				75	0	19.59	16.89	0.049
	1	0		20.67	17.97	0.063		
	1	37		20.83	18.13	0.065		
	1	74		20.95	18.25	0.067		
	36	0		19.68	16.98	0.050		
	36	29		19.71	17.01	0.050		
	36	30		19.64	16.94	0.049		
	75	0		19.64	16.94	0.049		
	1	0		21.00	18.30	0.068		
	1	37		21.04	18.34	0.068		
	1	74		21.00	18.30	0.068		
	36	0		19.80	17.10	0.051		
	36	29		19.79	17.09	0.051		
	36	30		19.69	16.99	0.050		
	75	0		19.85	17.15	0.052		
2612.5	38175							

Modulation	Carrier frequency (MHz)	UL Channel	BW	RB Size	RB Offset	Conduct ed power (dBm)	ERP/ EIRP (dBm)	ERP/ EIRP (W)
QPSK	2580	37850	20	1	0	22.50	19.80	0.095
				1	49	22.56	19.86	0.097
				1	99	22.62	19.92	0.098
				50	0	21.58	18.88	0.077
				50	24	21.54	18.84	0.077
				50	50	21.52	18.82	0.076
	2595	38000		100	0	21.51	18.81	0.076
				1	0	22.55	19.85	0.097
				1	49	22.56	19.86	0.097
				1	99	22.73	20.03	0.101
				50	0	21.65	18.95	0.079
				50	24	21.72	19.02	0.080
	2610	38150		50	50	21.66	18.96	0.079
				100	0	21.62	18.92	0.078
				1	0	22.65	19.95	0.099
				1	49	22.70	20.00	0.100
				1	99	22.79	20.09	0.102
				50	0	21.69	18.99	0.079
16QAM	2580	37850	50	24	21.86	19.16	0.082	
			50	50	21.82	19.12	0.082	
			100	0	21.81	19.11	0.081	
			1	0	21.85	19.15	0.082	
			1	49	21.83	19.13	0.082	
			1	99	21.99	19.29	0.085	
	2595	38000	50	0	20.55	17.85	0.061	
			50	24	20.55	17.85	0.061	
			50	50	20.49	17.79	0.060	
			100	0	20.48	17.78	0.060	
			1	0	21.92	19.22	0.084	
			1	49	21.95	19.25	0.084	
	2610	38150	1	99	22.04	19.34	0.086	
			50	0	20.65	17.95	0.062	
			50	24	20.75	18.05	0.064	
			50	50	20.72	18.02	0.063	
			100	0	20.61	17.91	0.062	
			1	0	21.99	19.29	0.085	
			1	49	22.05	19.35	0.086	
			1	99	22.06	19.36	0.086	
			50	0	20.74	18.04	0.064	
			50	24	20.85	18.15	0.065	
			50	50	20.80	18.10	0.065	
			100	0	20.72	18.02	0.063	

Modulation	Carrier frequency (MHz)	UL Channel	BW	RB Size	RB Offset	Conduct ed power (dBm)	ERP/ EIRP (dBm)	ERP/ EIRP (W)
64QAM	2580	37850	20	1	0	20.65	17.95	0.062
				1	49	20.57	17.87	0.061
				1	99	20.66	17.96	0.063
				50	0	19.54	16.84	0.048
				50	24	19.53	16.83	0.048
				50	50	19.54	16.84	0.048
				100	0	19.59	16.89	0.049
	2595	38000		1	0	20.72	18.02	0.063
				1	49	20.77	18.07	0.064
				1	99	20.84	18.14	0.065
				50	0	19.70	17.00	0.050
				50	24	19.76	17.06	0.051
				50	50	19.68	16.98	0.050
				100	0	19.63	16.93	0.049
	2610	38150		1	0	20.83	18.13	0.065
				1	49	20.88	18.18	0.066
				1	99	21.05	18.35	0.068
				50	0	19.70	17.00	0.050
				50	24	19.81	17.11	0.051
				50	50	19.70	17.00	0.050
				100	0	19.73	17.03	0.050