

APPENDIX A – TEST DATA OF CONDUCTED EMISSION

LTE Band 5

1 RF Power Output

Modulation	Carrier frequency (MHz)	UL Channel	BW	RB Size	RB Offset	Conducted power (dBm)
QPSK	824.7	20407	1.4	1	0	22.70
				1	3	22.76
				1	5	22.73
				3	0	22.71
				3	1	22.77
				3	3	22.68
	836.5	20525		6	0	21.81
				1	0	22.80
				1	3	22.91
				1	5	22.89
				3	0	22.92
				3	1	22.83
	848.3	20643		3	3	22.85
				6	0	21.90
				1	0	23.05
				1	3	23.08
				1	5	22.97
				3	0	22.98
16QAM	824.7	20407	3	1	23.04	
			3	3	22.96	
			6	0	22.07	
			1	0	21.97	
			1	3	22.18	
			1	5	22.00	
	836.5	20525	3	0	21.81	
			3	1	21.88	
			3	3	21.83	
			6	0	20.92	
			1	0	22.05	
			1	3	22.14	
	848.3	20643	1	5	22.23	
			3	0	21.90	
			3	1	21.93	
			3	3	21.94	
			6	0	20.99	
			1	0	22.30	
1	3	22.29				
1	5	22.30				
3	0	21.85				
3	1	21.97				
3	3	21.96				
6	0	21.10				

Modulation	Carrier frequency (MHz)	UL Channel	BW	RB Size	RB Offset	Conducted power (dBm)
64QAM	824.7	20407	1.4	1	0	21.09
				1	3	21.33
				1	5	21.26
				3	0	20.96
				3	1	21.05
				3	3	20.99
				6	0	19.86
	836.5	20525		1	0	20.73
				1	3	20.86
				1	5	20.76
				3	0	20.97
				3	1	21.09
				3	3	21.12
				6	0	20.02
	848.3	20643		1	0	20.96
				1	3	20.99
				1	5	20.90
				3	0	21.11
				3	1	21.16
				3	3	21.15
				6	0	19.99

Modulation	Carrier frequency (MHz)	UL Channel	BW	RB Size	RB Offset	Conducted power (dBm)
QPSK	825.5	20415	3	1	0	22.91
				1	8	22.86
				1	14	22.90
				8	0	21.95
				8	4	21.98
				8	7	21.93
	15	0		21.91		
	836.5	20525		1	0	22.98
				1	8	23.12
				1	14	23.03
				8	0	22.05
				8	4	22.13
				8	7	22.09
	847.5	20635		15	0	22.00
				1	0	23.13
1			8	23.19		
1			14	23.16		
8			0	22.18		
8			4	22.20		
16QAM	825.5	20415	8	7	22.17	
			15	0	22.09	
			1	0	22.54	
			1	8	22.51	
			1	14	22.55	
			8	0	21.04	
	836.5	20525	8	4	21.08	
			8	7	21.05	
			15	0	20.98	
			1	0	22.19	
			1	8	22.41	
			1	14	22.25	
	847.5	20635	8	0	21.01	
			8	4	21.08	
			8	7	21.05	
15			0	21.04		
1			0	22.43		
1			8	22.43		
			1	14	22.38	
			8	0	21.20	
			8	4	21.14	
			8	7	21.15	
			15	0	21.22	

Modulation	Carrier frequency (MHz)	UL Channel	BW	RB Size	RB Offset	Conducted power (dBm)
64QAM	825.5	20415	3	1	0	21.26
				1	8	21.18
				1	14	21.24
				8	0	20.19
				8	4	20.14
				8	7	20.17
				15	0	19.97
	836.5	20525		1	0	20.82
				1	8	20.95
				1	14	20.91
				8	0	19.97
				8	4	20.10
				8	7	20.07
				15	0	20.13
	847.5	20635		1	0	21.10
				1	8	21.04
				1	14	20.98
				8	0	20.13
				8	4	20.19
				8	7	20.17
				15	0	20.28

Modulation	Carrier frequency (MHz)	UL Channel	BW	RB Size	RB Offset	Conducted power (dBm)
QPSK	826.5	20425	5	1	0	22.70
				1	12	22.51
				1	24	22.72
				12	0	21.78
				12	7	21.80
				12	13	21.78
	836.5	20525		25	0	21.79
				1	0	22.79
				1	12	22.82
				1	24	23.00
				12	0	21.88
				12	7	21.96
	846.5	20625		12	13	22.01
				25	0	21.90
				1	0	22.89
				1	12	22.99
				1	24	22.96
				12	0	21.99
16QAM	826.5	20425	12	7	22.04	
			12	13	22.11	
			25	0	21.99	
			1	0	22.00	
			1	12	21.82	
			1	24	21.97	
	836.5	20525	12	0	20.79	
			12	7	20.79	
			12	13	20.81	
			25	0	20.79	
			1	0	22.30	
			1	12	22.20	
	846.5	20625	1	24	22.43	
			12	0	20.82	
			12	7	20.88	
			12	13	20.94	
			25	0	20.85	
			1	0	22.33	
			1	12	22.35	
			1	24	22.38	
			12	0	20.99	
			12	7	20.98	
			12	13	21.07	
			25	0	21.05	

Modulation	Carrier frequency (MHz)	UL Channel	BW	RB Size	RB Offset	Conducted power (dBm)
64QAM	826.5	20425	5	1	0	20.74
				1	12	20.63
				1	24	20.80
				12	0	19.78
				12	7	19.72
				12	13	19.77
				25	0	19.75
	836.5	20525		1	0	21.19
				1	12	21.20
				1	24	21.28
				12	0	19.98
				12	7	19.97
				12	13	20.14
				25	0	19.98
	846.5	20625		1	0	21.27
				1	12	21.22
				1	24	21.34
				12	0	20.11
				12	7	20.13
				12	13	20.20
				25	0	20.07

Modulation	Carrier frequency (MHz)	UL Channel	BW	RB Size	RB Offset	Conducted power (dBm)
QPSK	829	20450	10	1	0	22.62
				1	25	22.67
				1	49	22.64
				25	0	21.79
				25	12	21.86
				25	25	21.85
	836.5	20525		50	0	21.90
				1	0	22.82
				1	25	22.82
				1	49	22.98
				25	0	21.95
				25	12	22.02
	844	20600		25	25	21.99
				50	0	22.01
				1	0	23.07
				1	25	22.95
				1	49	22.99
				25	0	21.98
16QAM	829	20450	25	12	22.06	
			25	25	22.15	
			50	0	22.02	
			1	0	22.55	
			1	25	22.37	
			1	49	22.79	
	836.5	20525	25	0	20.71	
			25	12	20.91	
			25	25	20.91	
			50	0	20.89	
			1	0	22.48	
			1	25	22.95	
	844	20600	1	49	22.99	
			25	0	20.98	
			25	12	20.98	
			25	25	21.05	
			50	0	20.84	
			1	0	22.16	
			1	25	22.26	
			1	49	22.45	
			25	0	21.12	
			25	12	21.04	
			25	25	21.13	
			50	0	21.01	

Modulation	Carrier frequency (MHz)	UL Channel	BW	RB Size	RB Offset	Conducted power (dBm)
64QAM	829	20450	10	1	0	21.15
				1	25	21.00
				1	49	21.36
				25	0	19.83
				25	12	19.98
				25	25	19.92
				50	0	19.97
	836.5	20525		1	0	21.20
				1	25	21.42
				1	49	21.53
				25	0	19.98
				25	12	19.96
				25	25	20.06
				50	0	19.95
	844	20600		1	0	21.10
				1	25	20.91
				1	49	21.15
				25	0	20.07
				25	12	20.24
				25	25	20.21
				50	0	20.08

2 Occupied Bandwidth

Band	Carrier frequency (MHz)	Channel	BW (MHz)	RB Size	RB Offset	Bandwidth of 99% Power (MHz)					
						QPSK		16-QAM		64-QAM	
5	824.7	20407	1.4	6	0	1.082	Fig.1	1.082	Fig.2	1.076	Fig.3
	836.5	20525		6	0	1.082	Fig.4	1.082	Fig.5	1.082	Fig.6
	848.3	20643		6	0	1.082	Fig.7	1.082	Fig.8	1.076	Fig.9
	825.5	20415	3	15	0	2.683	Fig.10	2.683	Fig.11	2.696	Fig.12
	836.5	20525		15	0	2.683	Fig.13	2.683	Fig.14	2.683	Fig.15
	847.5	20635		15	0	2.683	Fig.16	2.683	Fig.17	2.683	Fig.18
	826.5	20425	5	25	0	4.472	Fig.19	4.472	Fig.20	4.472	Fig.21
	836.5	20525		25	0	4.472	Fig.22	4.472	Fig.23	4.472	Fig.24
	846.5	20625		25	0	4.472	Fig.25	4.472	Fig.26	4.472	Fig.27
	829	20450	10	50	0	8.944	Fig.28	8.944	Fig.29	8.944	Fig.30
	836.5	20525		50	0	8.987	Fig.31	8.944	Fig.32	8.944	Fig.33
	844	20600		50	0	8.944	Fig.34	8.944	Fig.35	8.944	Fig.36

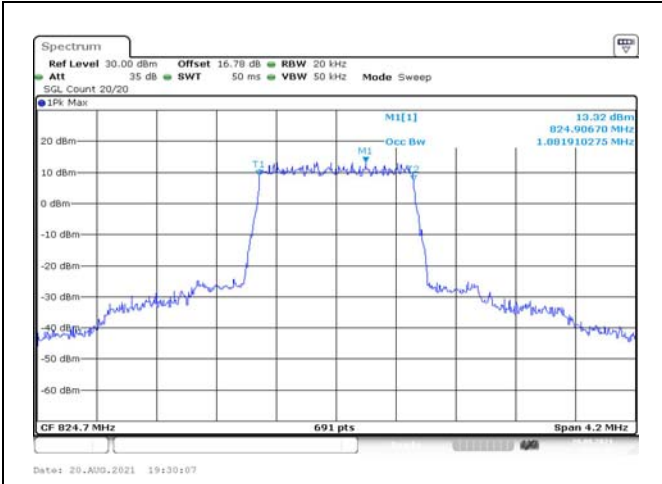


Fig.1

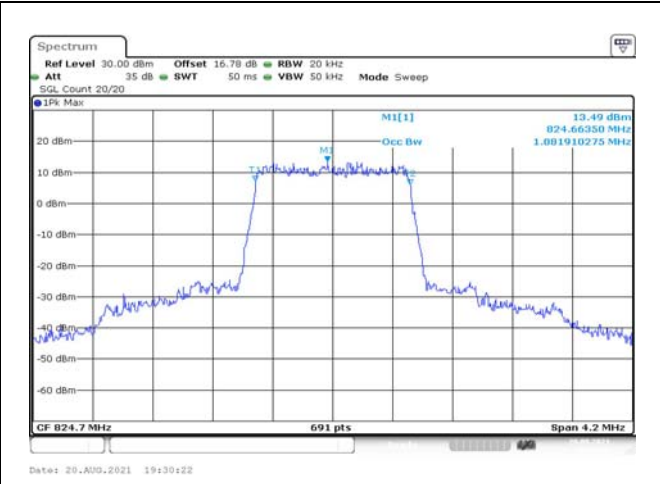


Fig.2

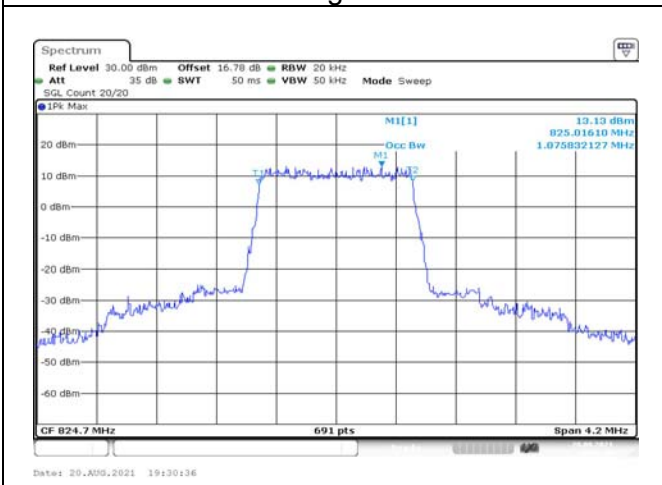


Fig.3

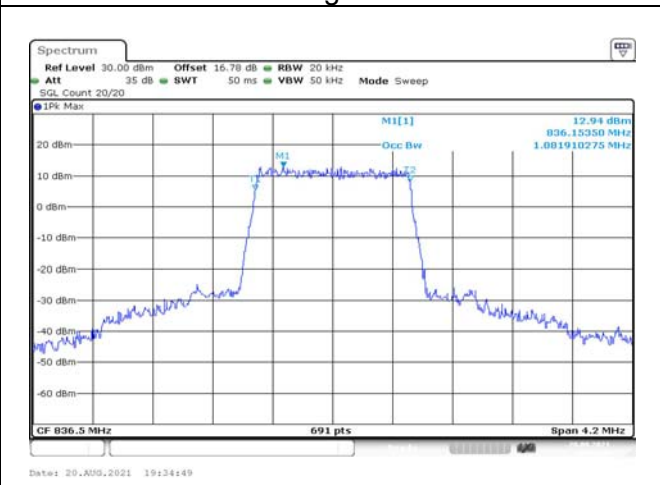


Fig.4

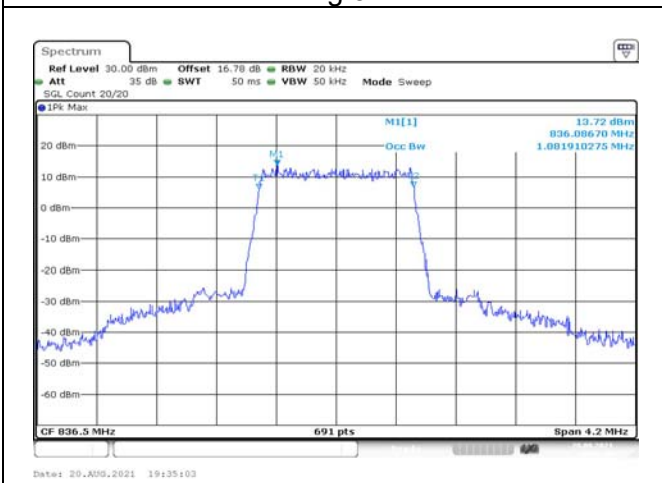


Fig.5

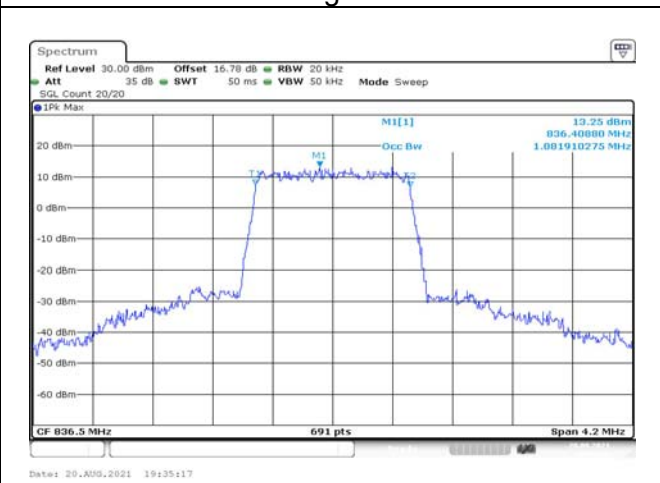


Fig.6

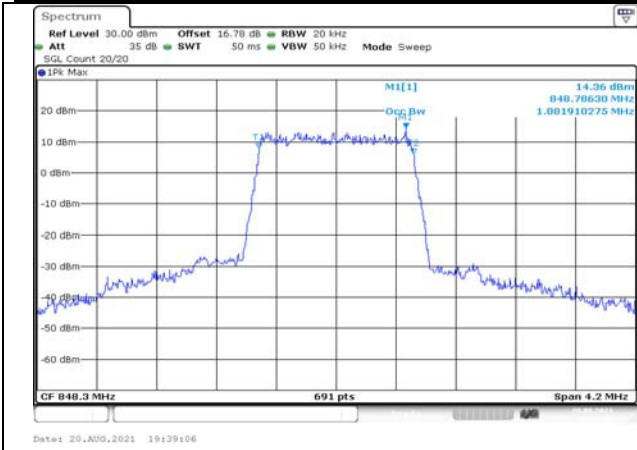


Fig.7

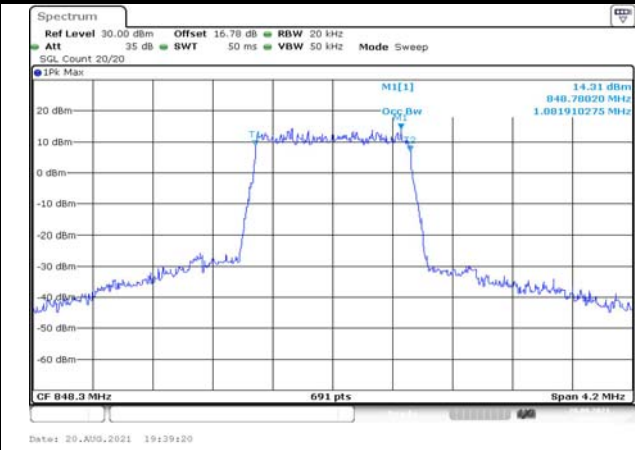


Fig.8

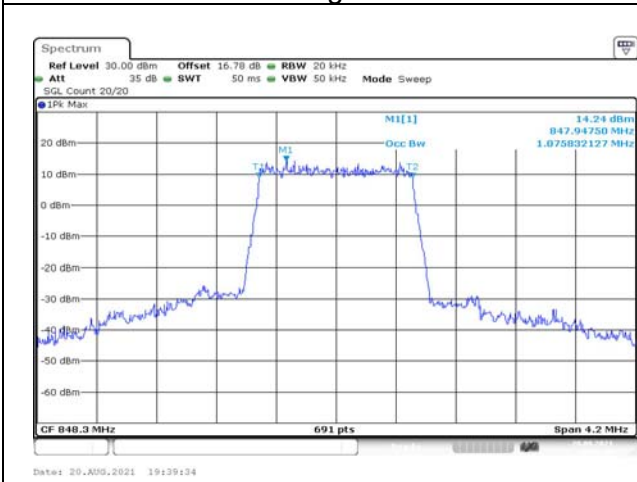


Fig.9

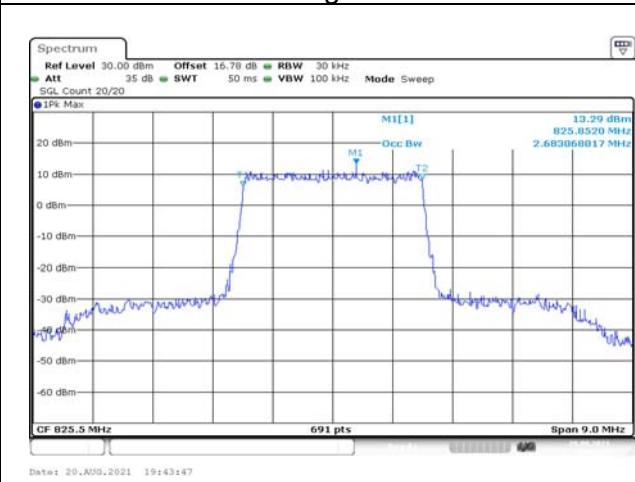


Fig.10

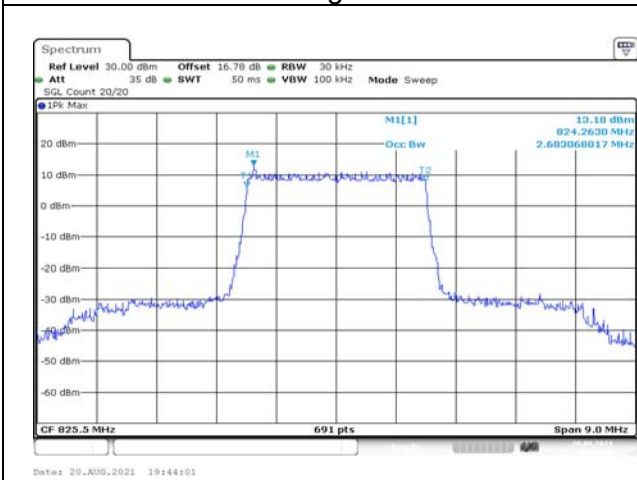


Fig.11

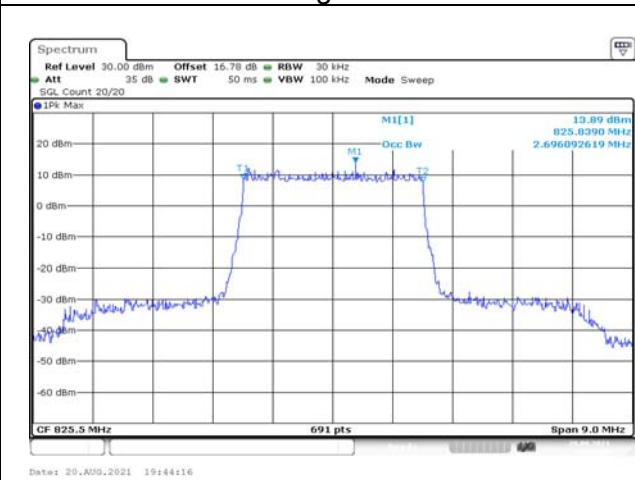


Fig.12

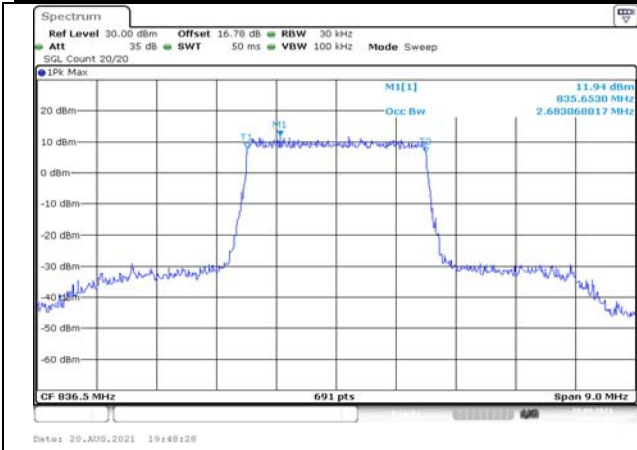


Fig.13

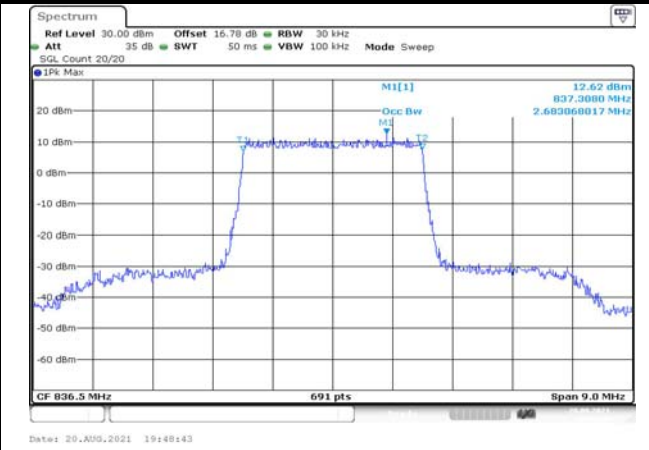


Fig.14

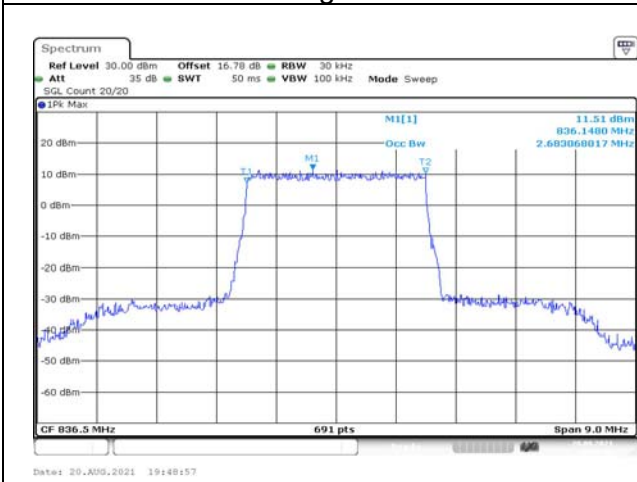


Fig.15

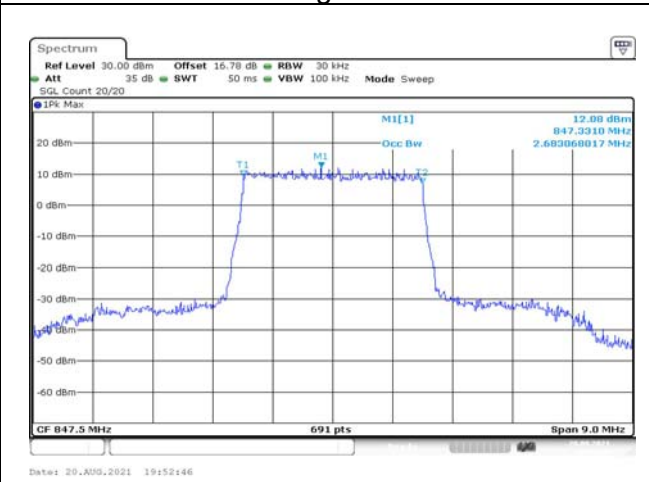


Fig.16

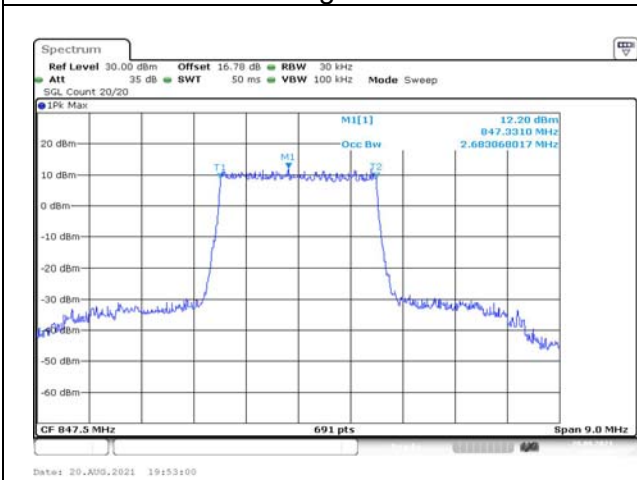


Fig.17

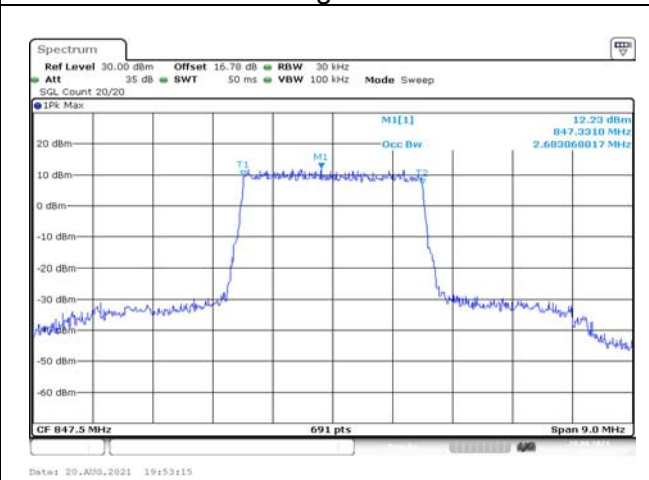


Fig.18

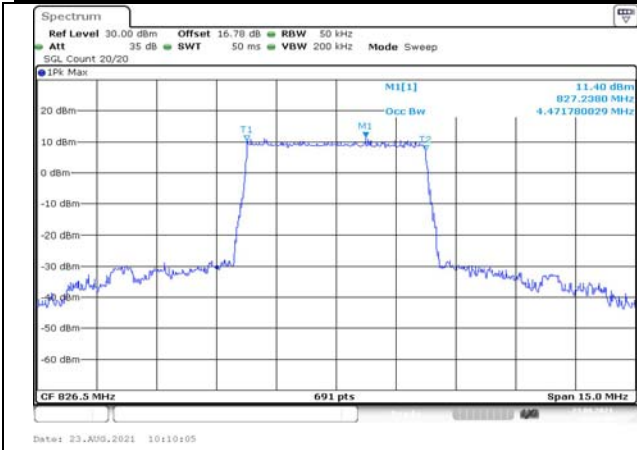


Fig.19

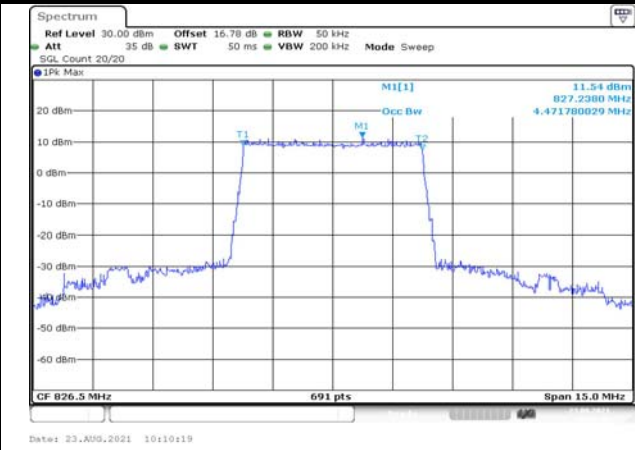


Fig.20

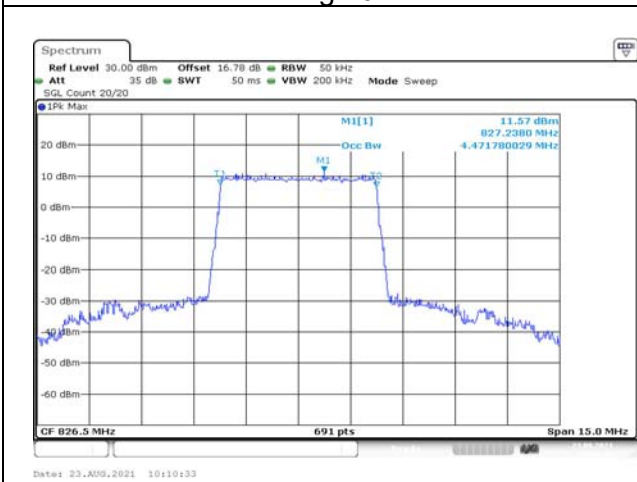


Fig.21

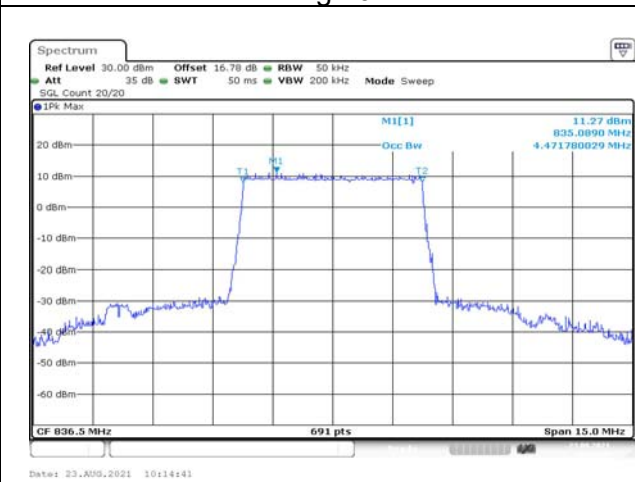


Fig.22

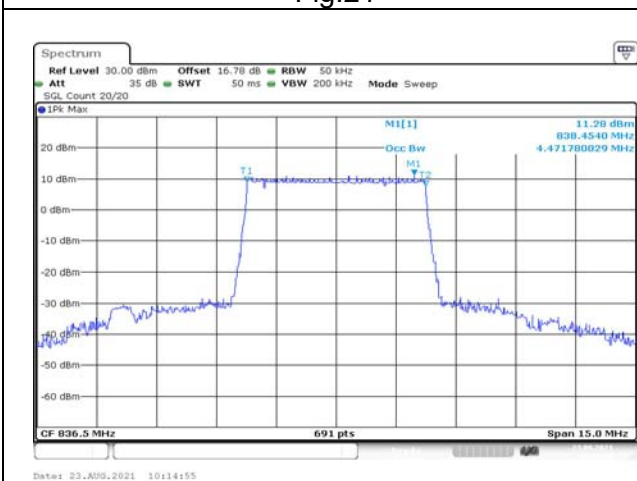


Fig.23

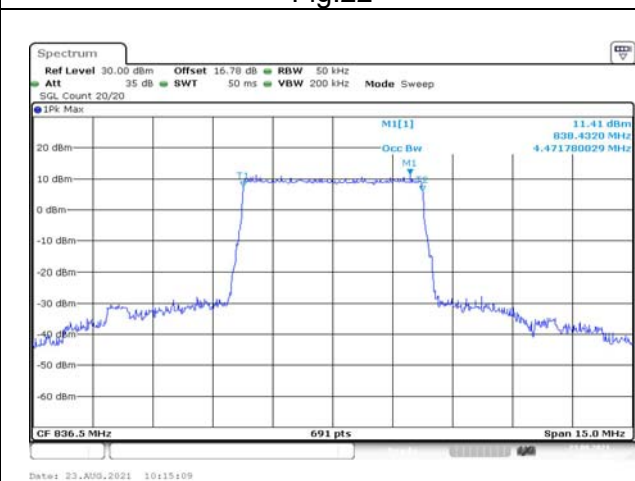


Fig.24

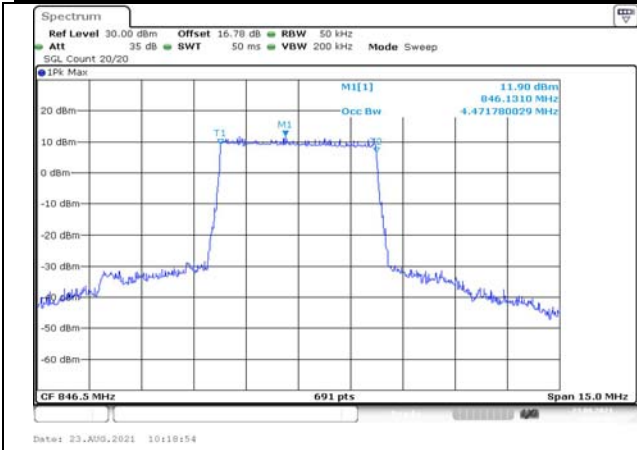


Fig.25



Fig.26

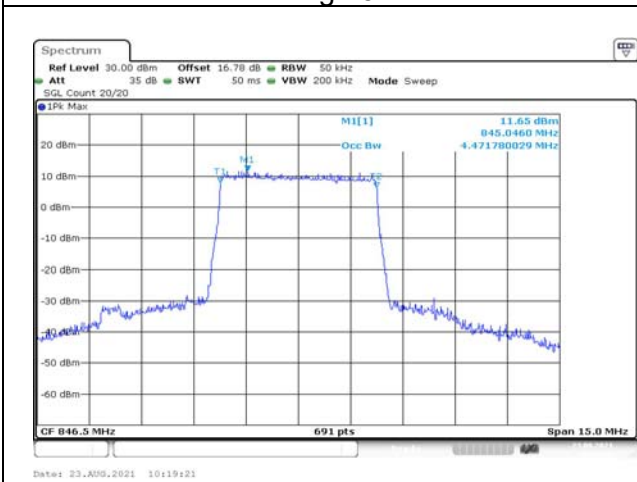


Fig.27

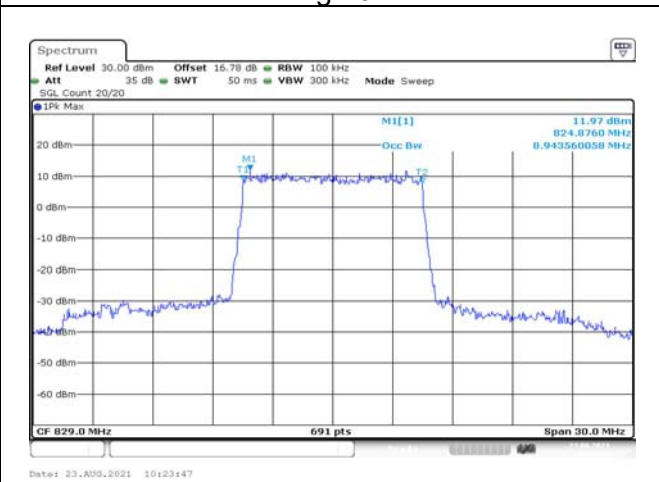


Fig.28

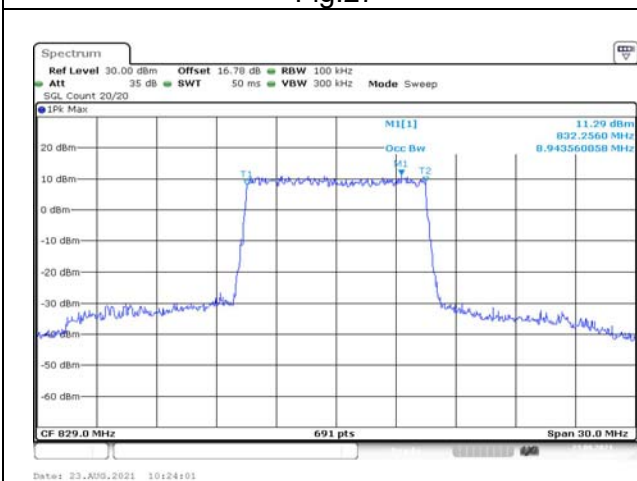


Fig.29

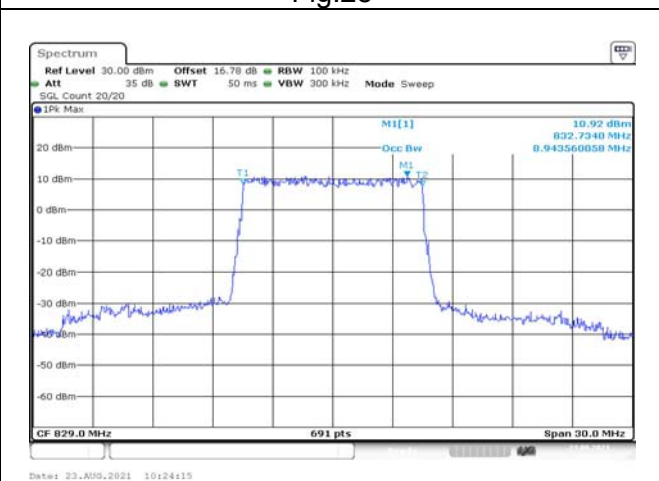


Fig.30

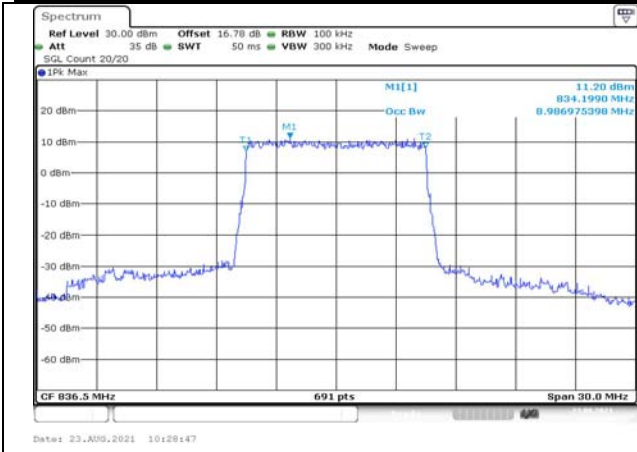


Fig.31

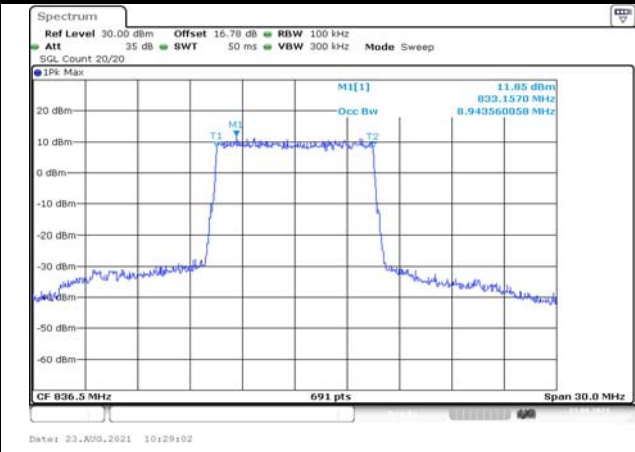


Fig.32

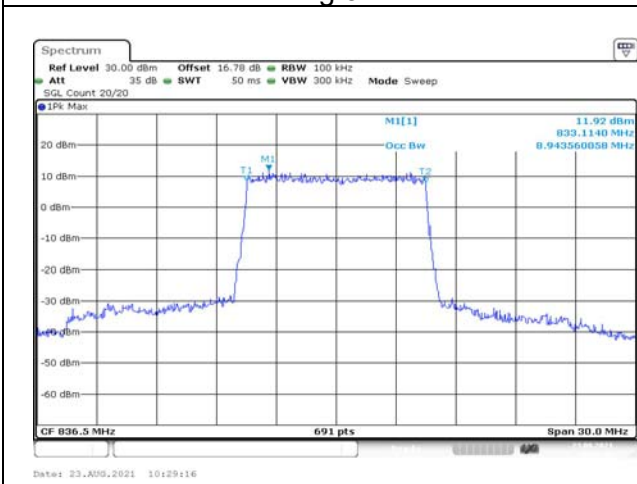


Fig.33

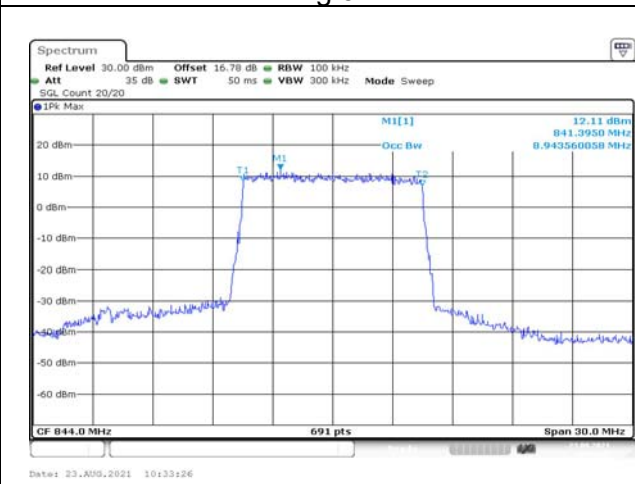


Fig.34

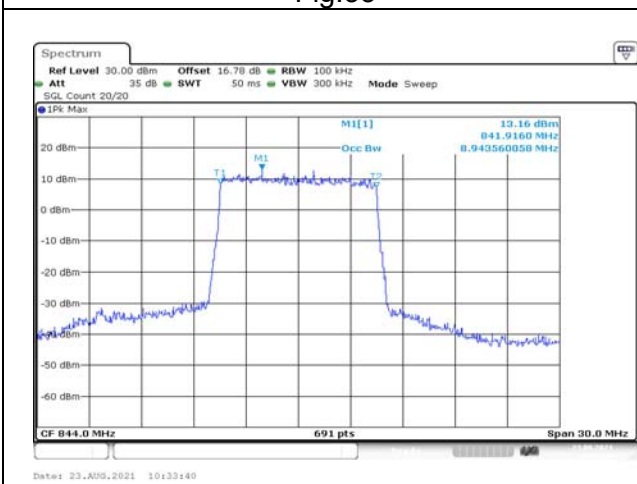


Fig.35

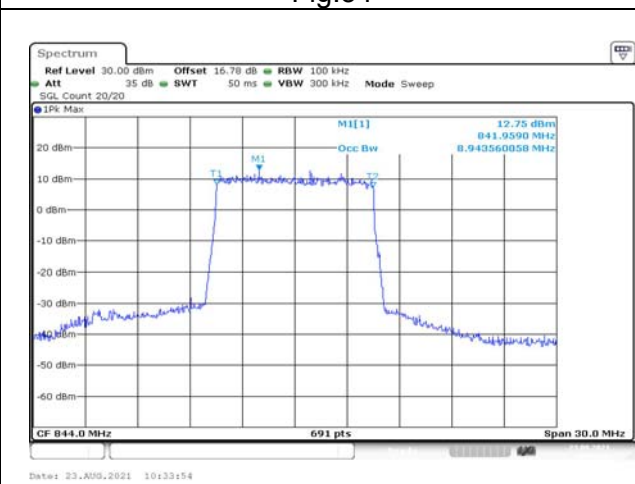


Fig.36

3 Emission Bandwidth

Band	Carrier frequency (MHz)	Channel	BW (MHz)	RB Size	RB Offset	Bandwidth of -26dB transmitter power (MHz)					
						QPSK		16-QAM		64-QAM	
5	824.7	20407	1.4	6	0	1.216	Fig.1	1.216	Fig.2	1.210	Fig.3
	836.5	20525		6	0	1.216	Fig.4	1.222	Fig.5	1.204	Fig.6
	848.3	20643		6	0	1.210	Fig.7	1.210	Fig.8	1.222	Fig.9
	825.5	20415	3	15	0	2.904	Fig.10	2.891	Fig.11	2.944	Fig.12
	836.5	20525		15	0	2.918	Fig.13	2.904	Fig.14	2.904	Fig.15
	847.5	20635		15	0	2.918	Fig.16	2.918	Fig.17	2.944	Fig.18
	826.5	20425	5	25	0	4.863	Fig.19	4.863	Fig.20	4.863	Fig.21
	836.5	20525		25	0	4.906	Fig.22	4.863	Fig.23	4.841	Fig.24
	846.5	20625		25	0	4.841	Fig.25	4.884	Fig.26	4.841	Fig.27
	829	20450	10	50	0	9.725	Fig.28	9.551	Fig.29	9.682	Fig.30
	836.5	20525		50	0	9.595	Fig.31	9.595	Fig.32	9.682	Fig.33
	844	20600		50	0	9.595	Fig.34	9.551	Fig.35	9.638	Fig.36

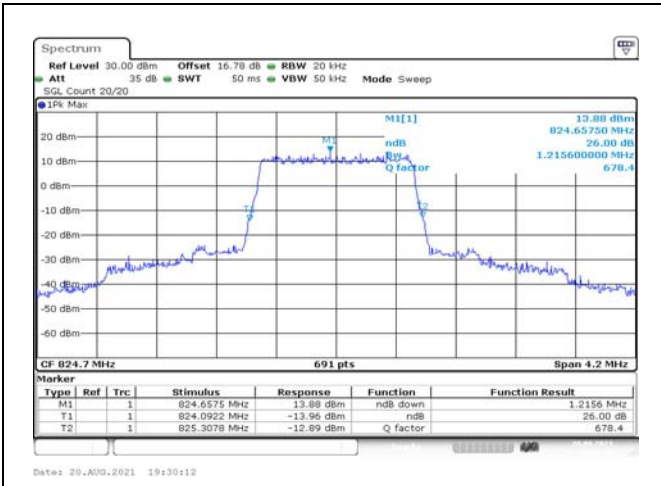


Fig.1

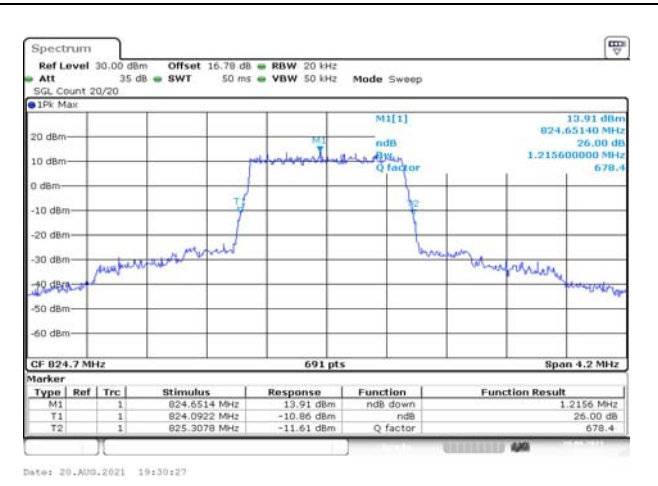


Fig.2

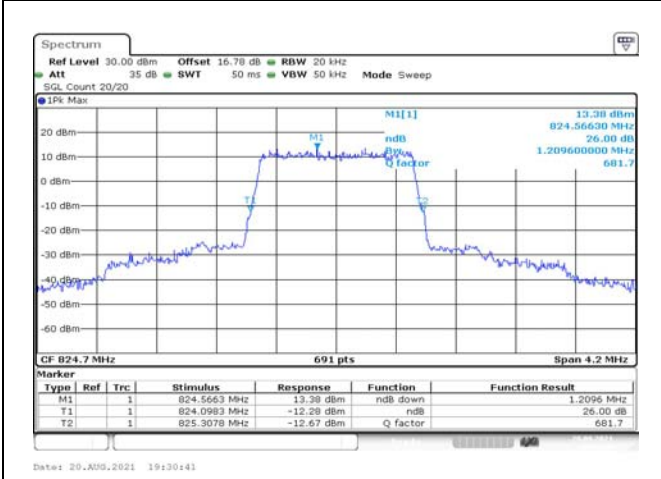


Fig.3

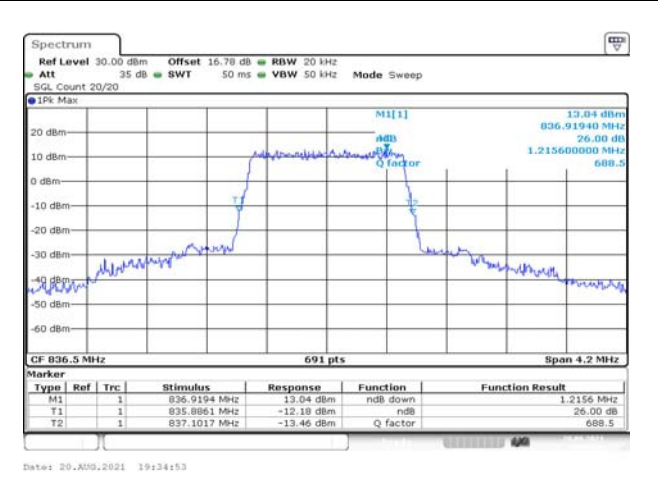


Fig.4

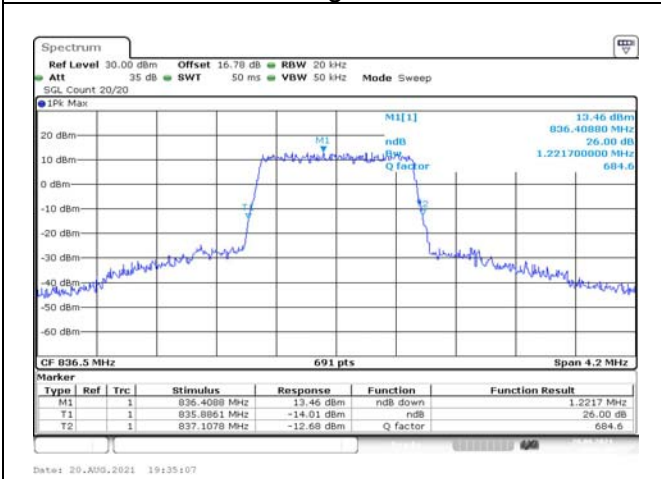


Fig.5

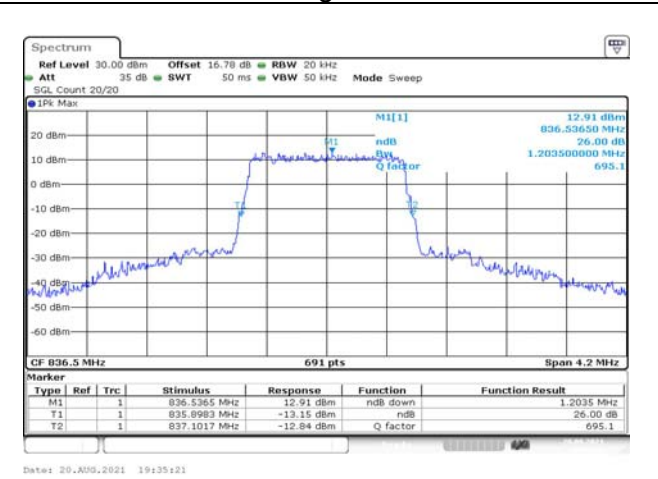


Fig.6

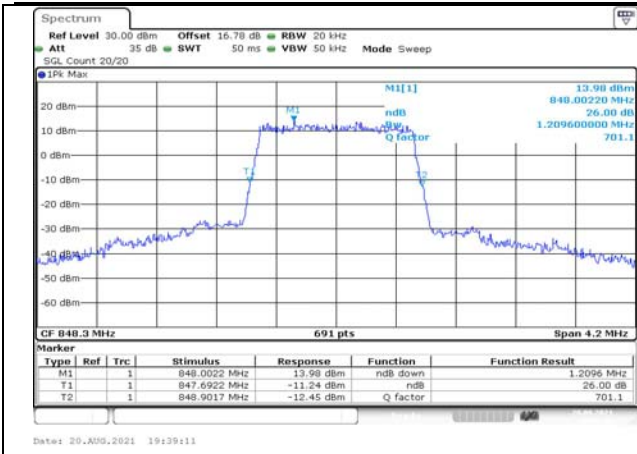


Fig.7

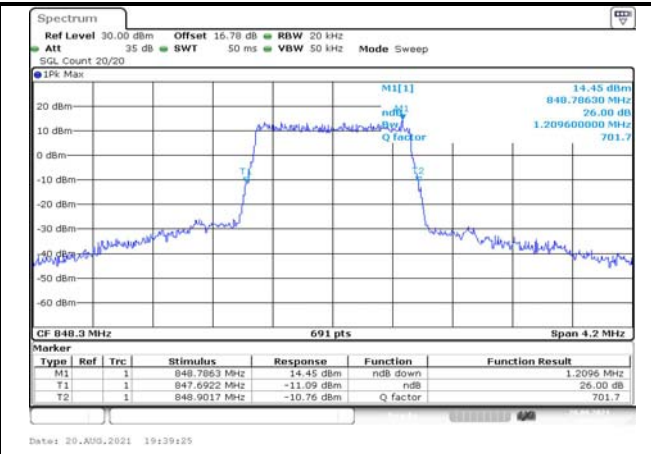


Fig.8

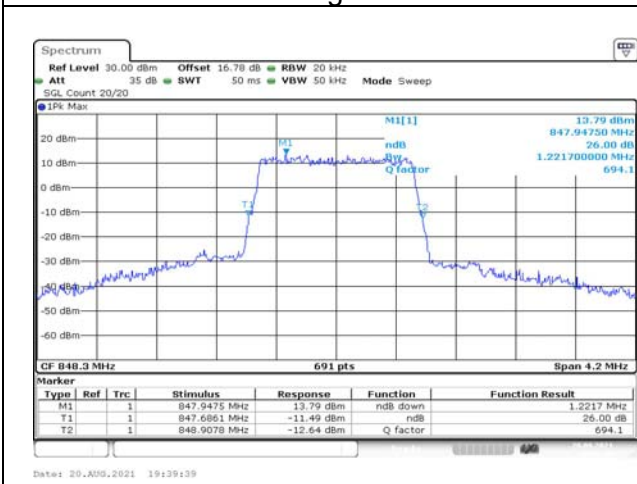


Fig.9

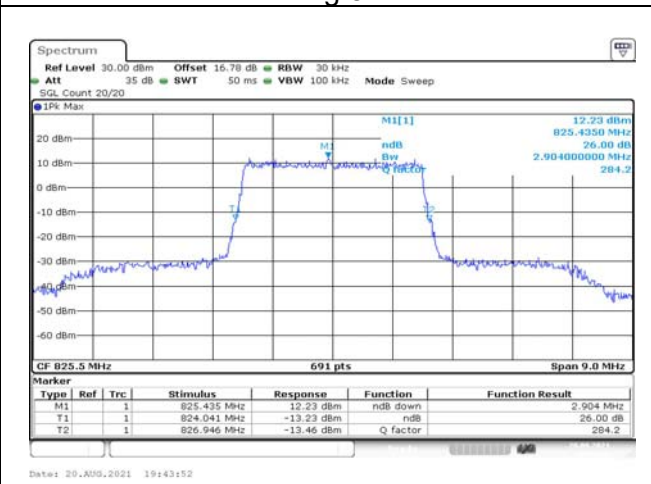


Fig.10

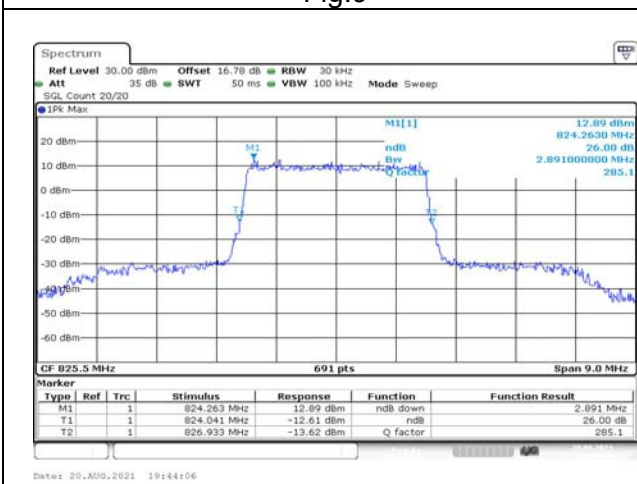


Fig.11

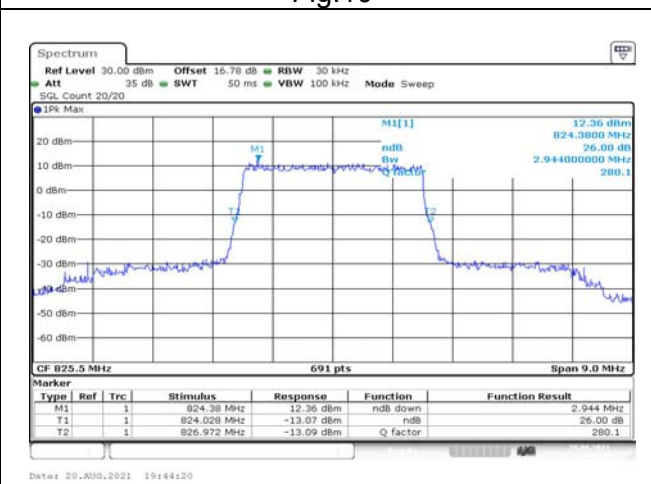


Fig.12

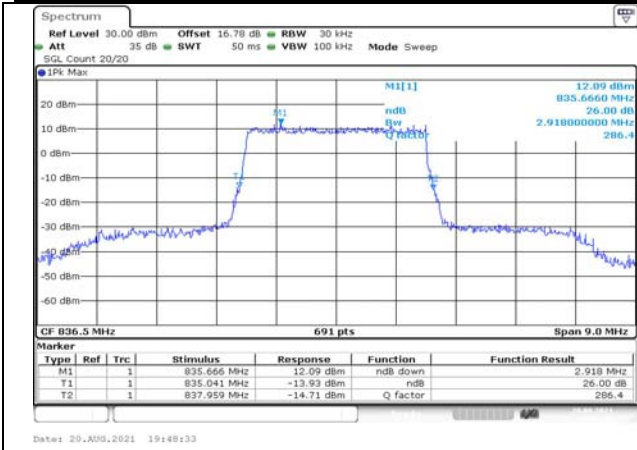


Fig.13

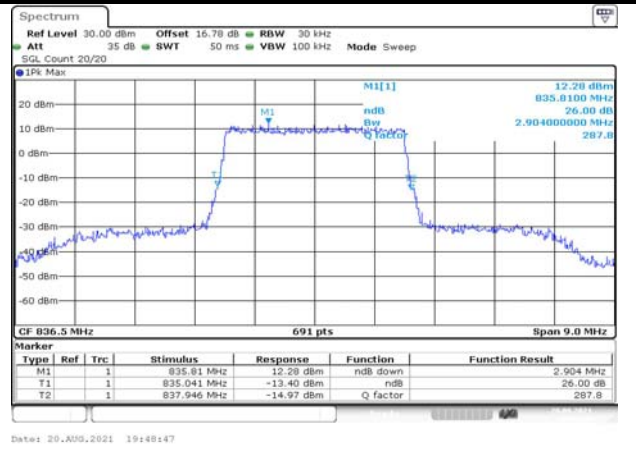


Fig.14

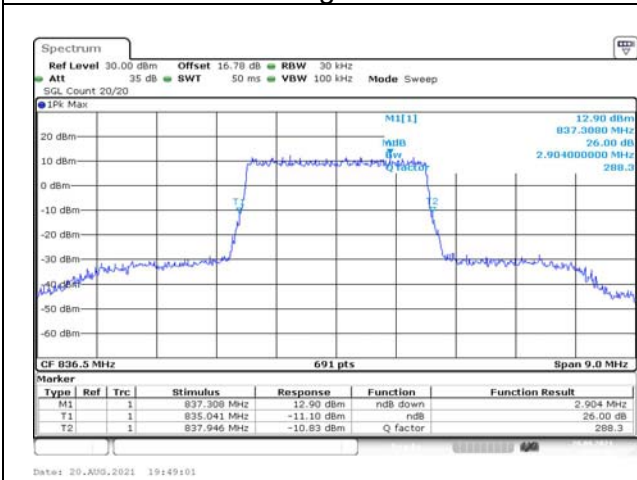


Fig.15

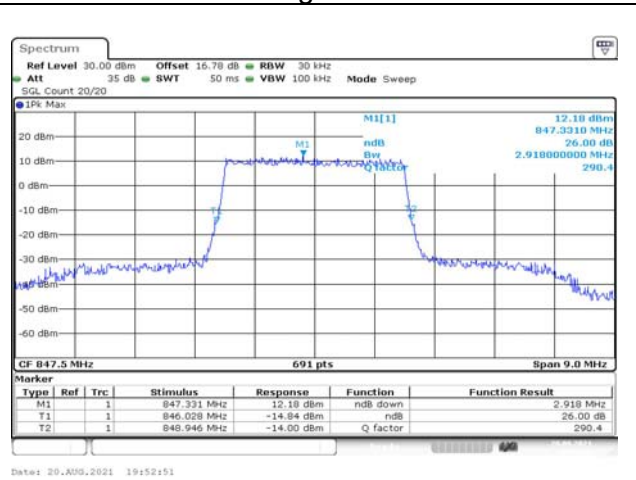


Fig.16

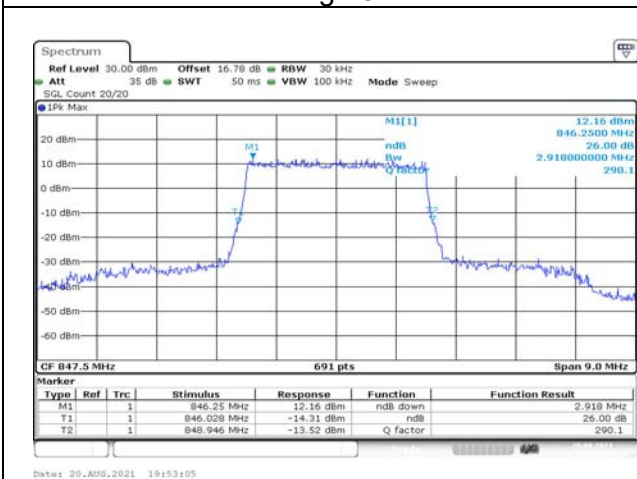


Fig.17

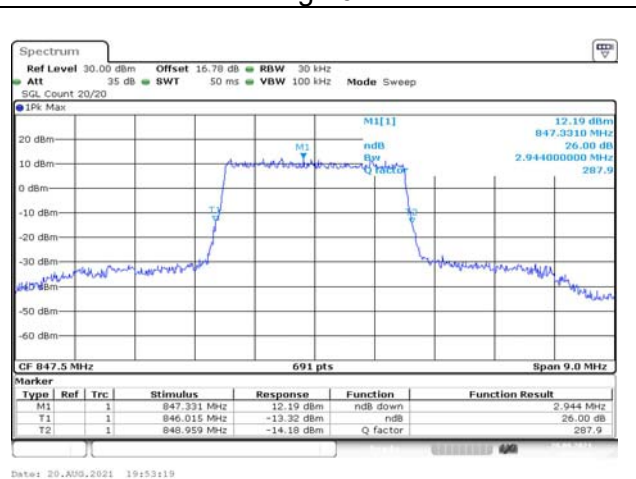


Fig.18

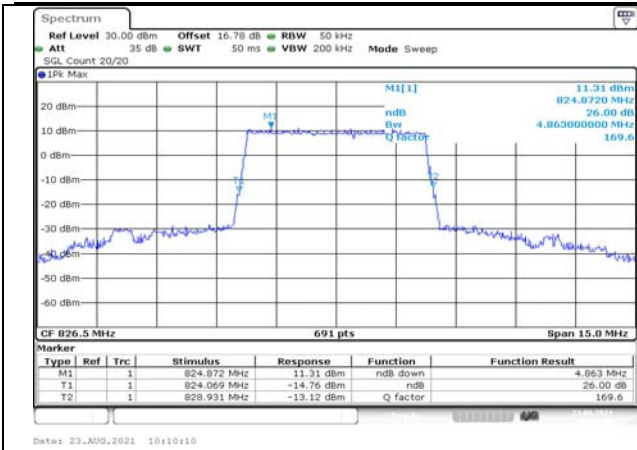


Fig.19



Fig.20

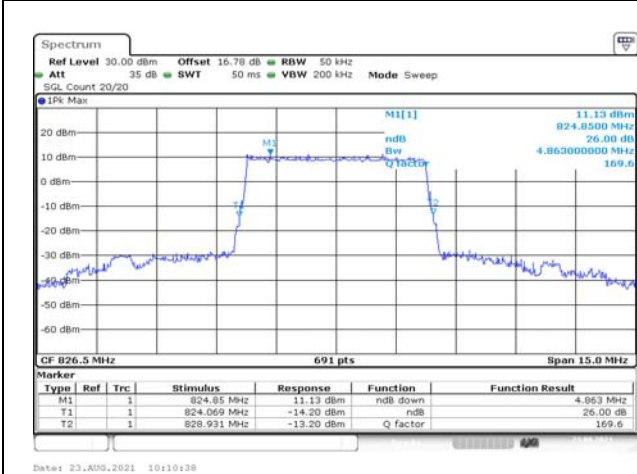


Fig.21

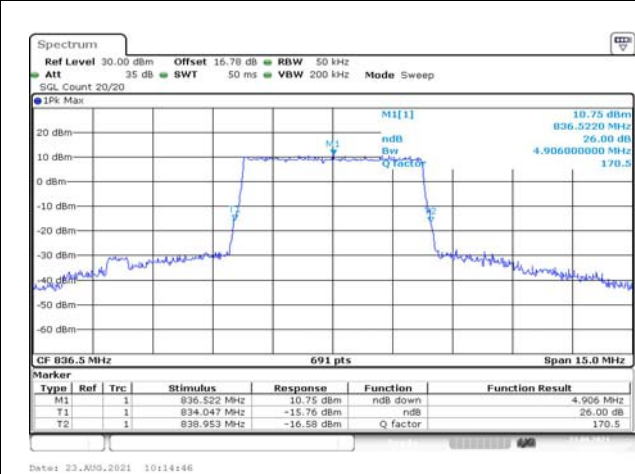


Fig.22



Fig.23



Fig.24



Fig.25



Fig.26

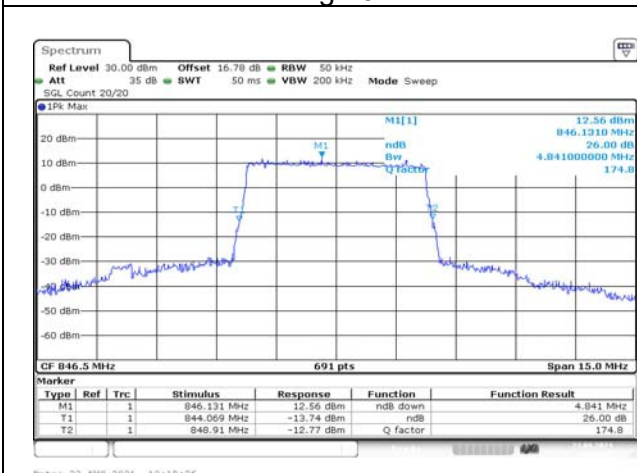


Fig.27

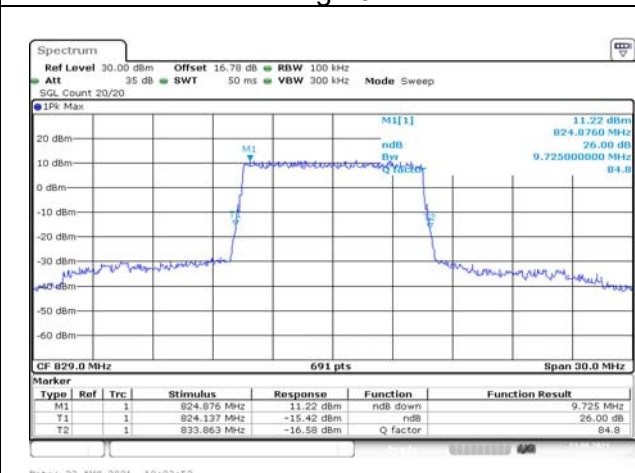


Fig.28

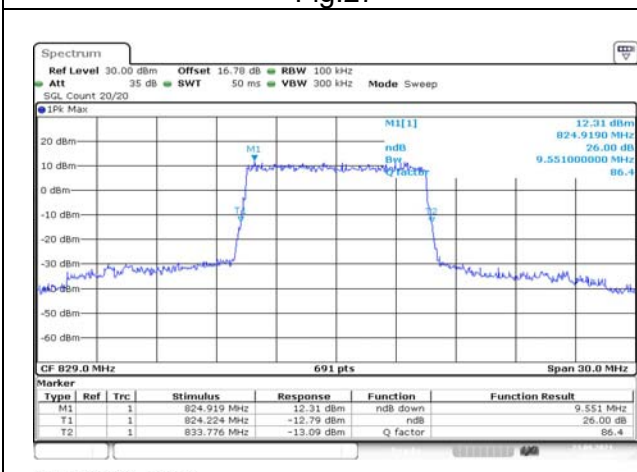


Fig.29

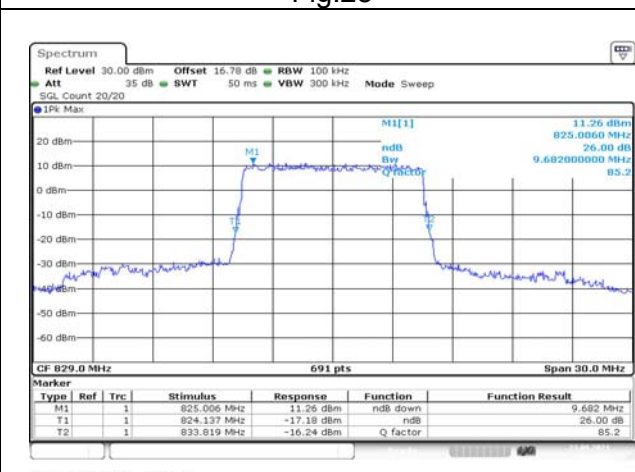


Fig.30

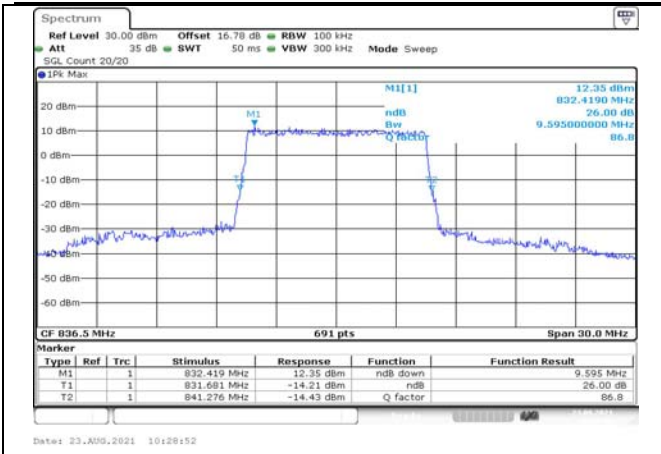


Fig.31

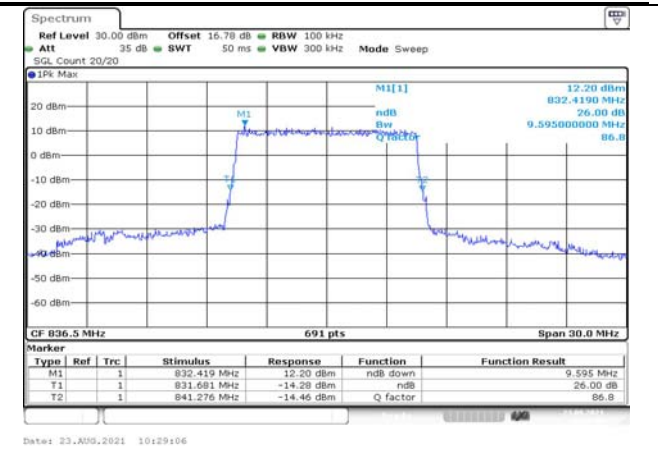


Fig.32

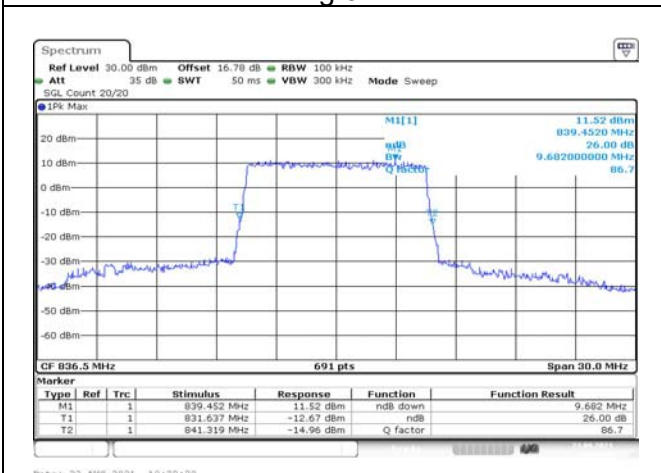


Fig.33

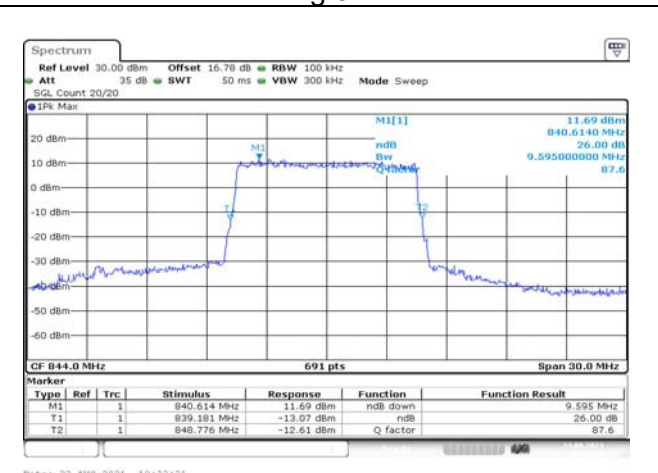


Fig.34

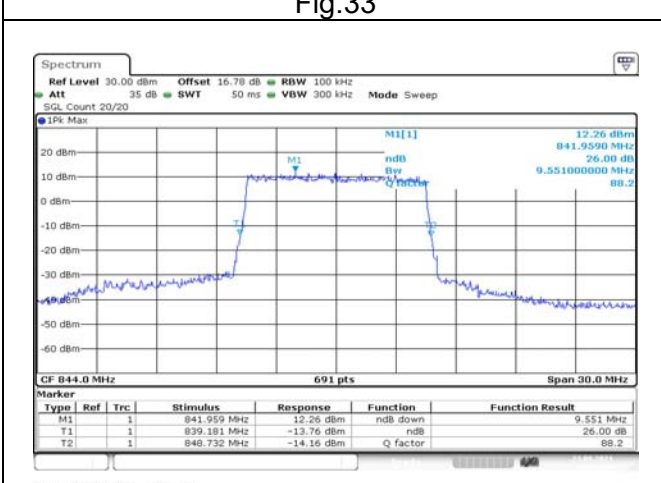


Fig.35

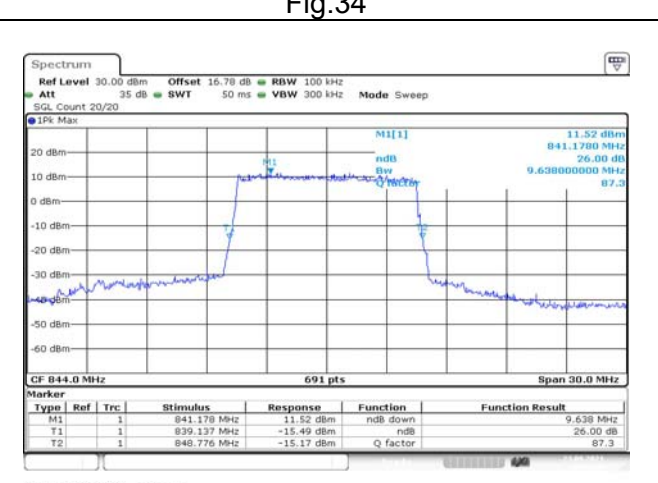


Fig.36

4 Peak-Average Ratio

Band	Carrier frequency (MHz)	Channel	BW (MHz)	RB Size	RB Offset	QPSK	16-QAM	64-QAM
5	824.7	20407	1.4	1	5	Fig.1	Fig.2	Fig.3
	824.7	20407		6	0	Fig.4	Fig.5	Fig.6
	836.5	20525		1	5	Fig.7	Fig.8	Fig.9
	836.5	20525		6	0	Fig.10	Fig.11	Fig.12
	848.3	20643		1	5	Fig.13	Fig.14	Fig.15
	848.3	20643		6	0	Fig.16	Fig.17	Fig.18
	825.5	20415	3	1	14	Fig.19	Fig.20	Fig.21
	825.5	20415		15	0	Fig.22	Fig.23	Fig.24
	836.5	20525		1	14	Fig.25	Fig.26	Fig.27
	836.5	20525		15	0	Fig.28	Fig.29	Fig.30
	847.5	20635		1	14	Fig.31	Fig.32	Fig.33
	847.5	20635		15	0	Fig.34	Fig.35	Fig.36
	826.5	20425	5	1	24	Fig.37	Fig.38	Fig.39
	826.5	20425		25	0	Fig.40	Fig.41	Fig.42
	836.5	20525		1	24	Fig.43	Fig.44	Fig.45
	836.5	20525		25	0	Fig.46	Fig.47	Fig.48
	846.5	20625		1	24	Fig.49	Fig.50	Fig.51
	846.5	20625		25	0	Fig.52	Fig.53	Fig.54
	829	20450	10	1	49	Fig.55	Fig.56	Fig.57
	829	20450		50	0	Fig.58	Fig.59	Fig.60
	836.5	20525		1	49	Fig.61	Fig.62	Fig.63
	836.5	20525		50	0	Fig.64	Fig.65	Fig.66
	844	20600		1	49	Fig.67	Fig.68	Fig.69
	844	20600		50	0	Fig.70	Fig.71	Fig.72

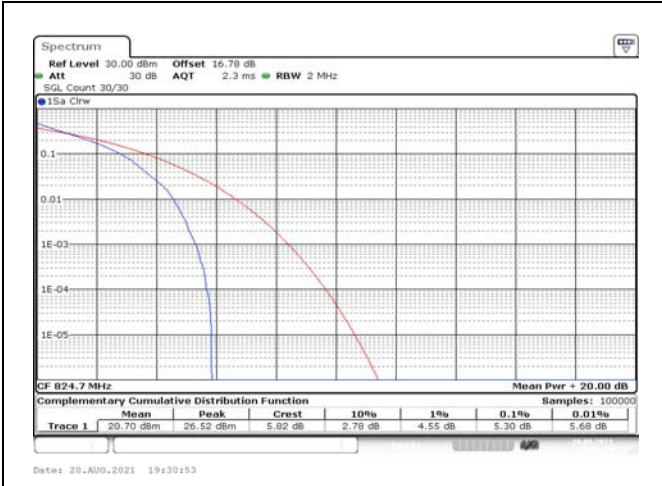


Fig.1

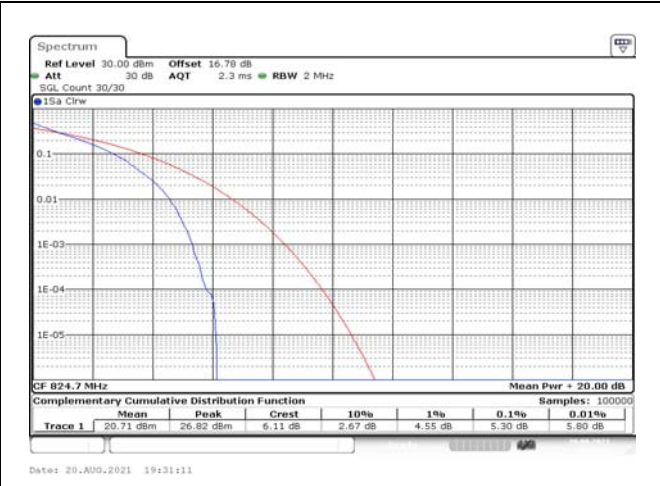


Fig.2

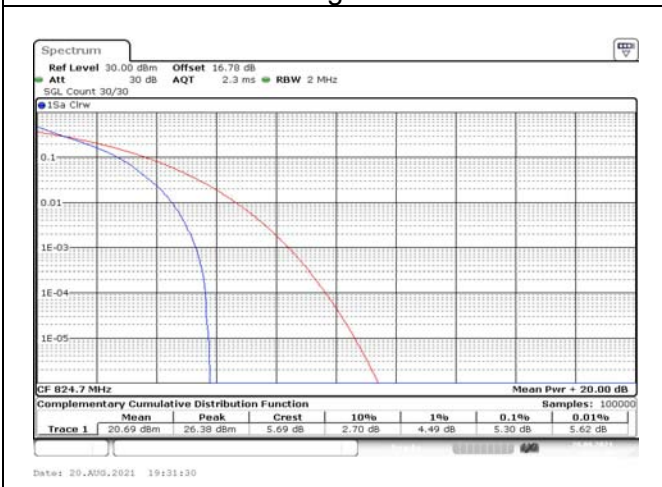


Fig.3

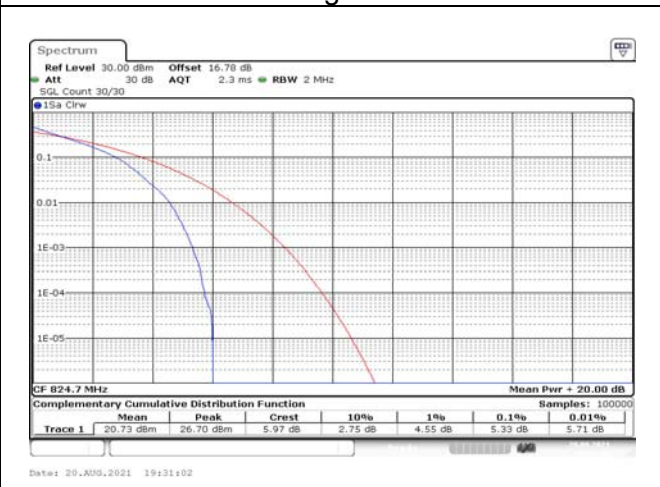


Fig.4

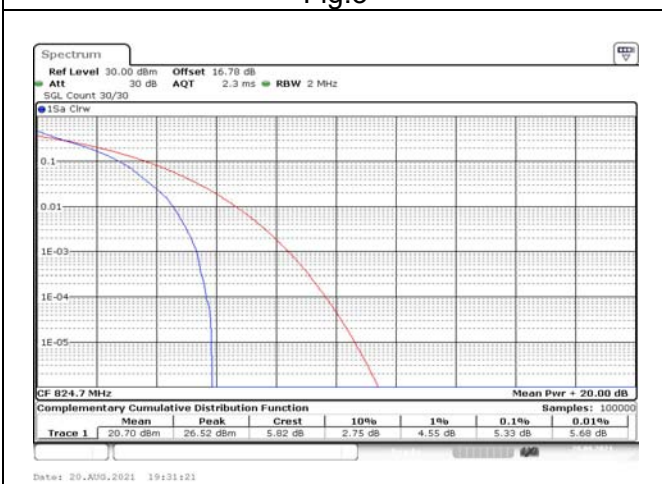


Fig.5

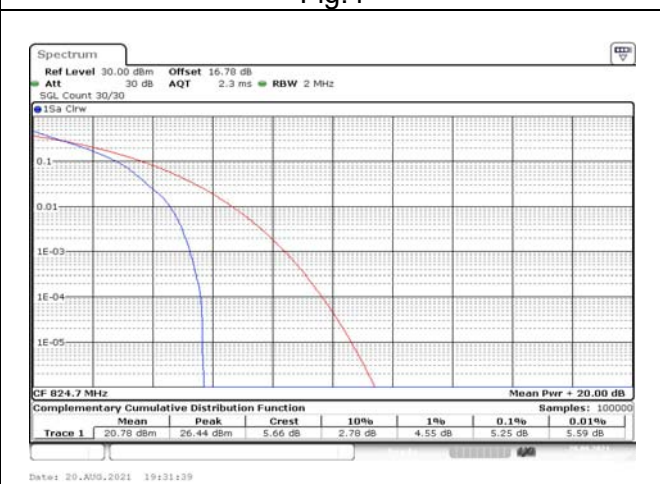


Fig.6



Fig.7



Fig.8

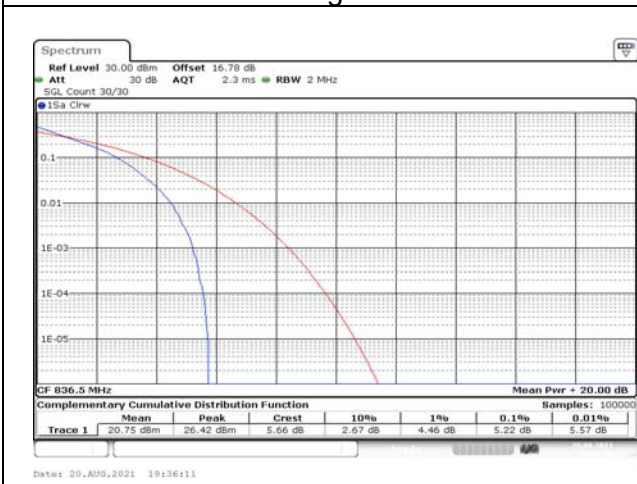


Fig.9

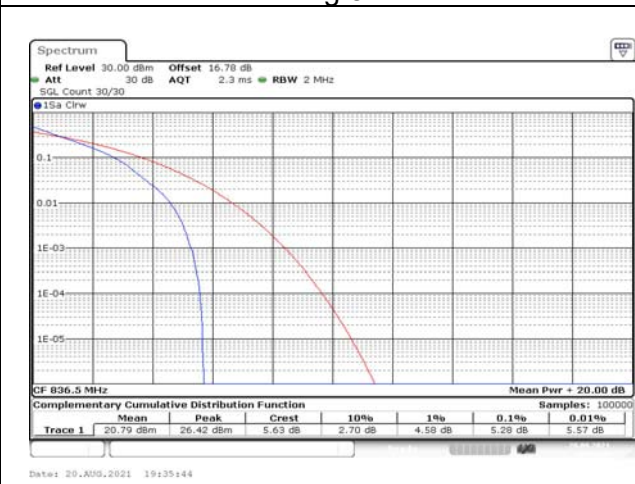


Fig.10

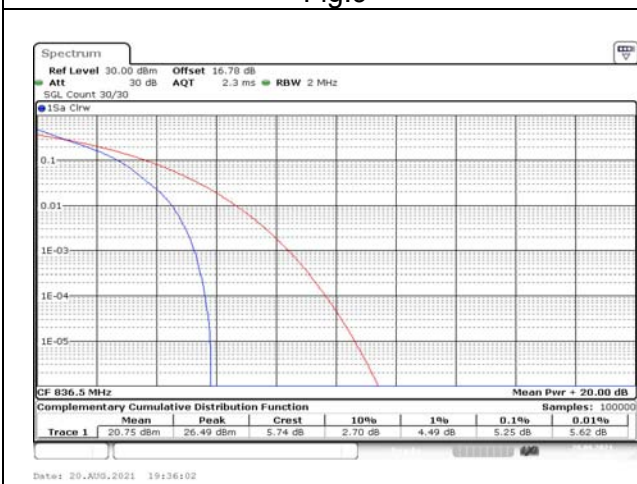


Fig.11

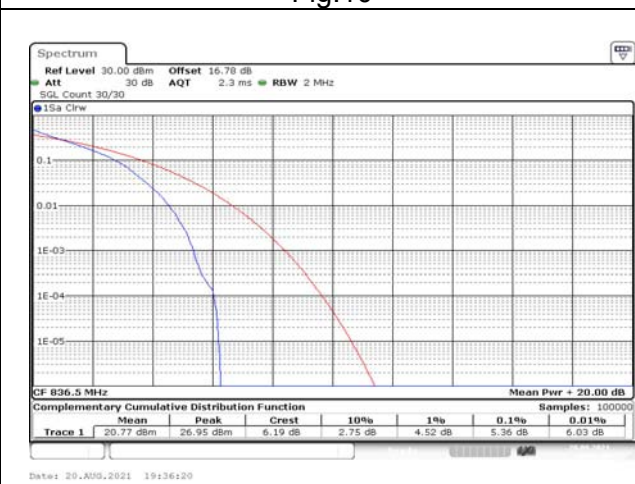


Fig.12



Fig.13

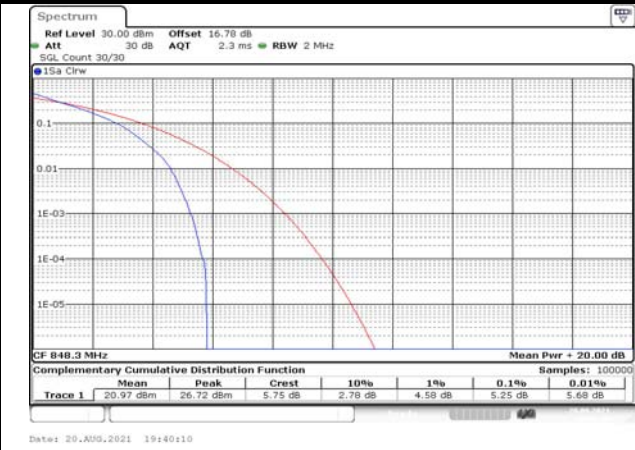


Fig.14

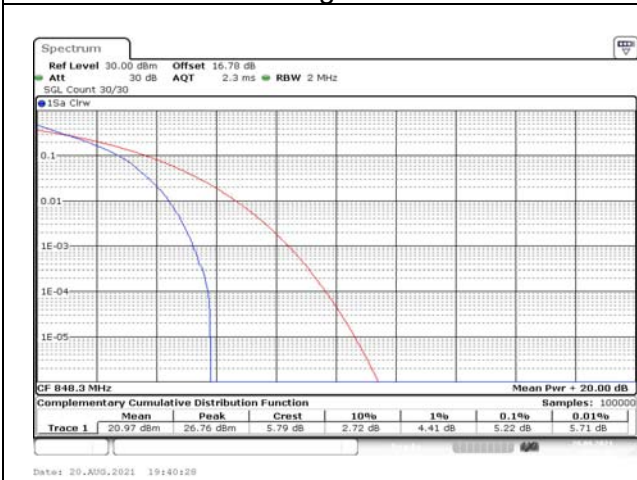


Fig.15

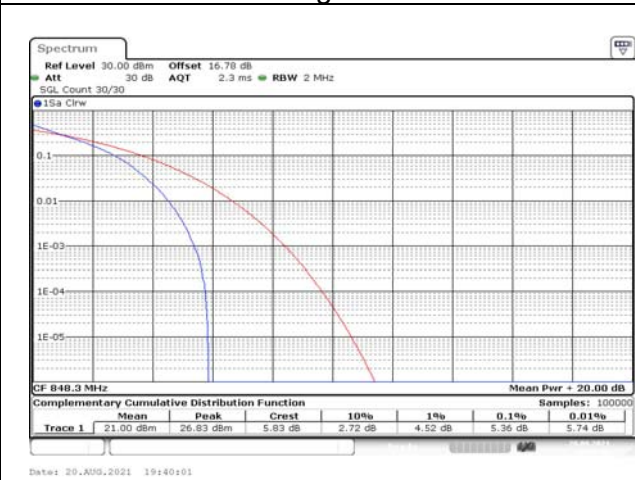


Fig.16

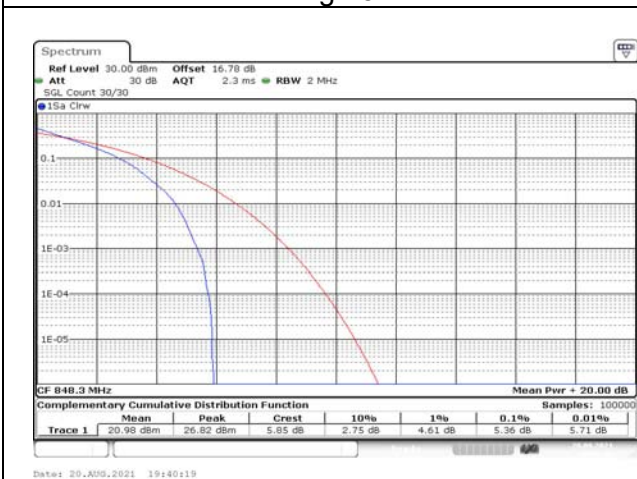


Fig.17

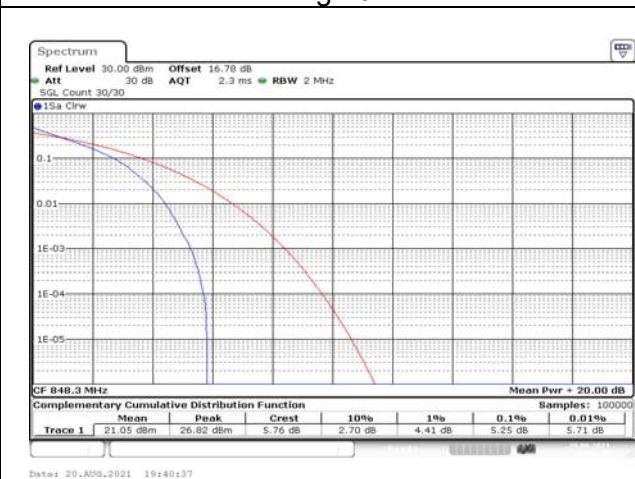


Fig.18

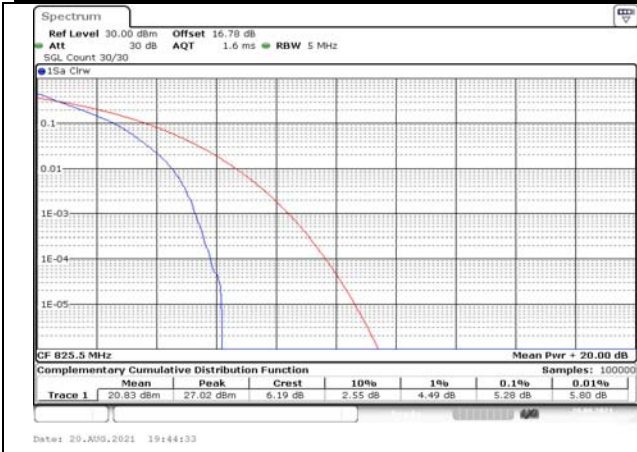


Fig.19



Fig.20

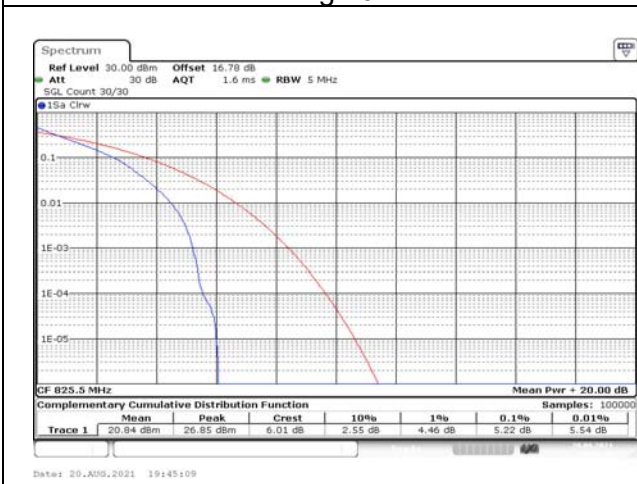


Fig.21

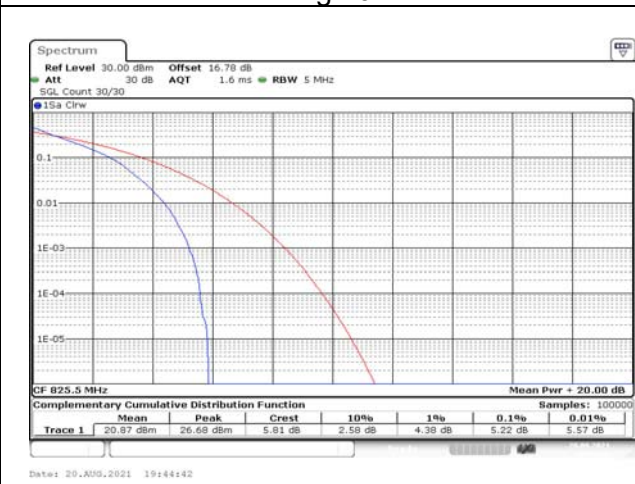


Fig.22

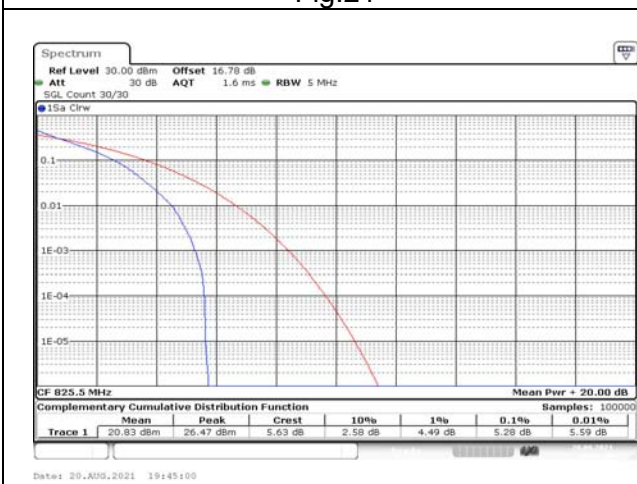


Fig.23

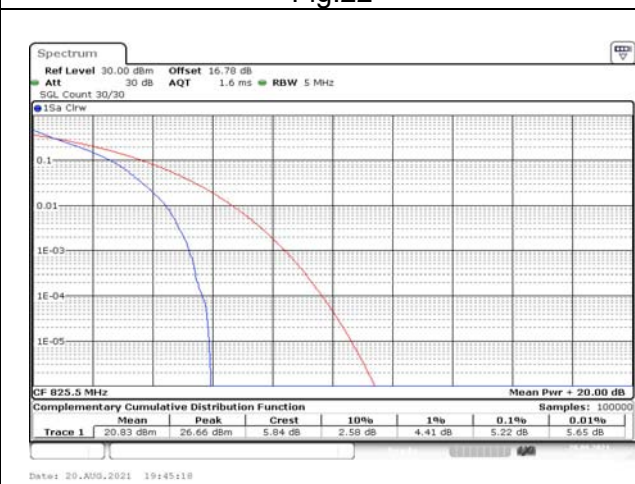


Fig.24



Fig.25

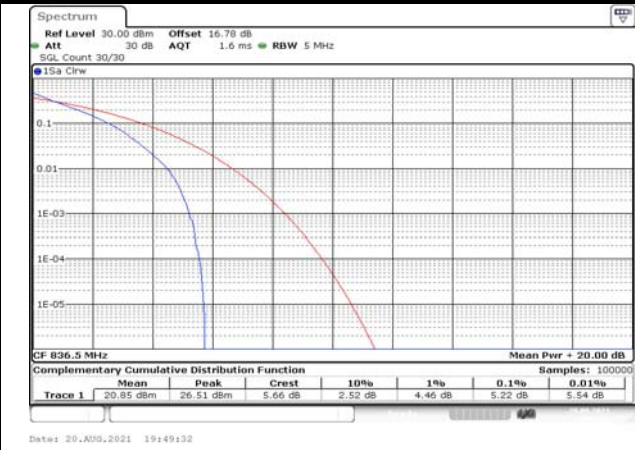


Fig.26

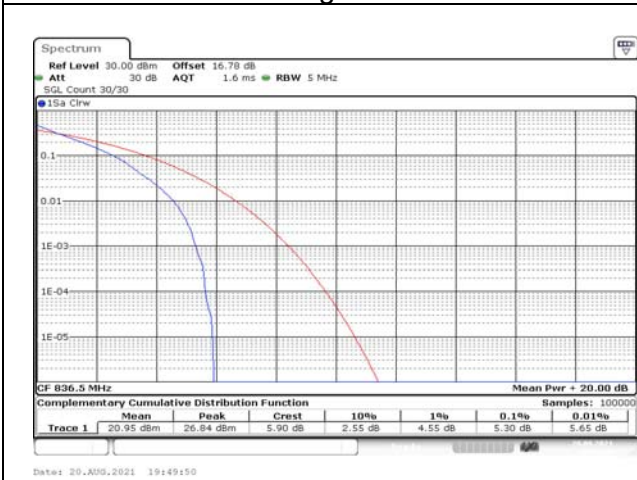


Fig.27

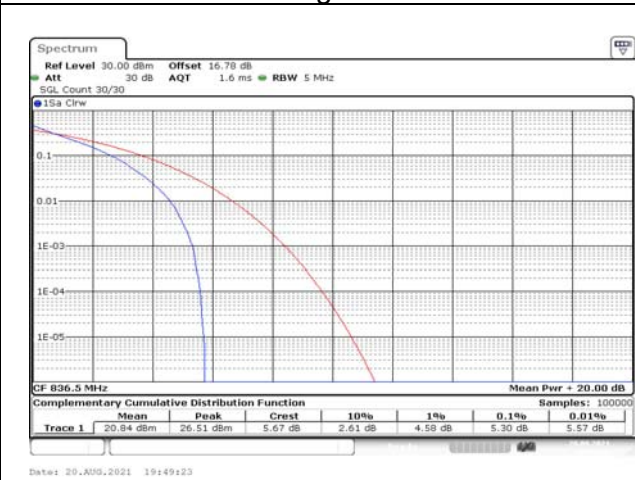


Fig.28

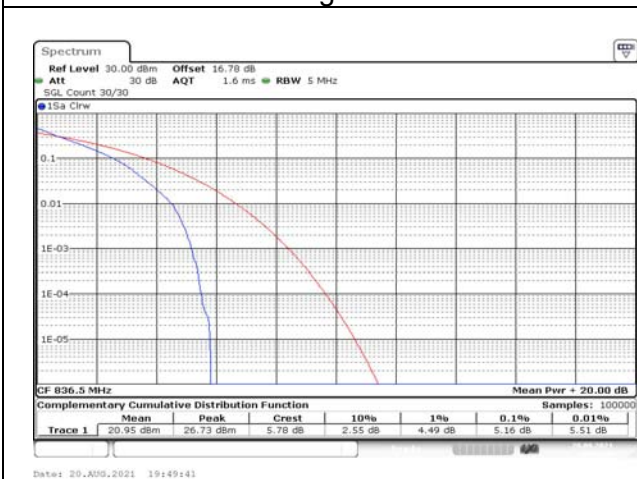


Fig.29

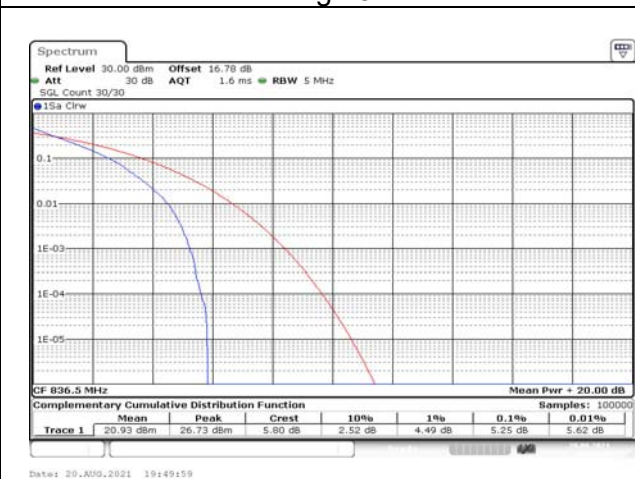


Fig.30



Fig.31



Fig.32

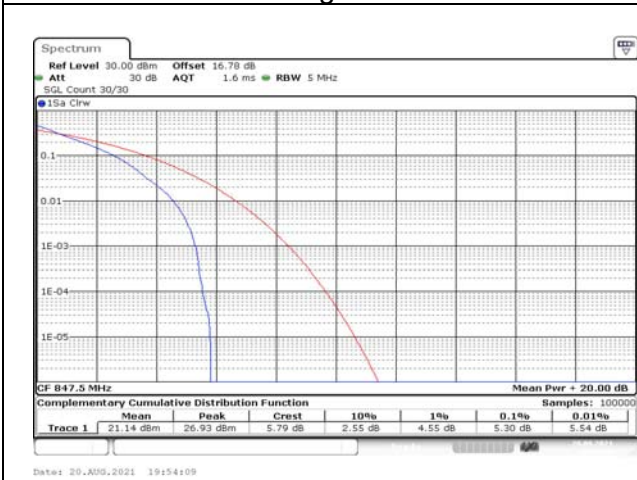


Fig.33

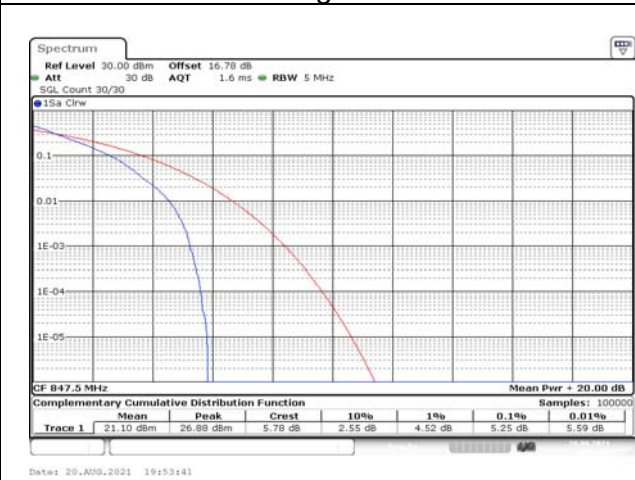


Fig.34

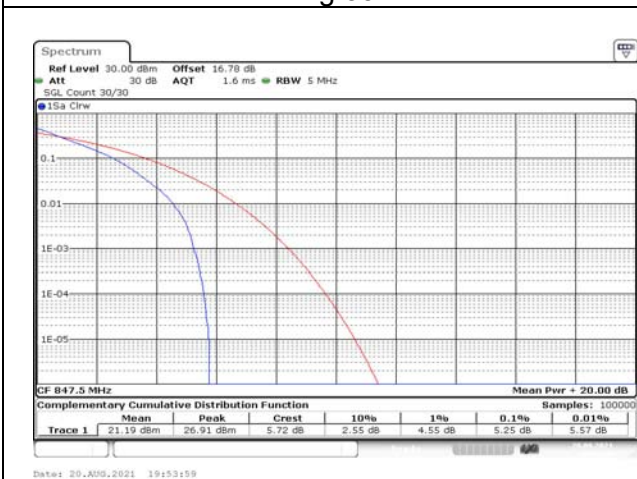


Fig.35

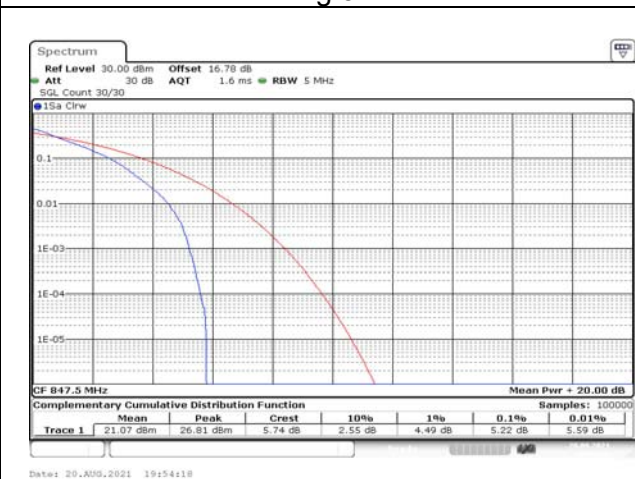


Fig.36

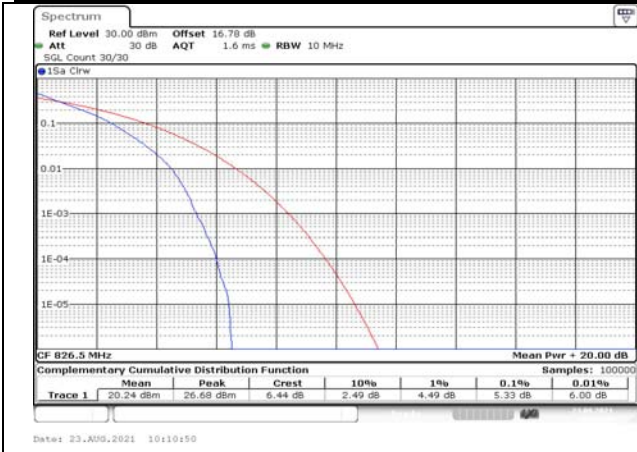


Fig.37



Fig.38

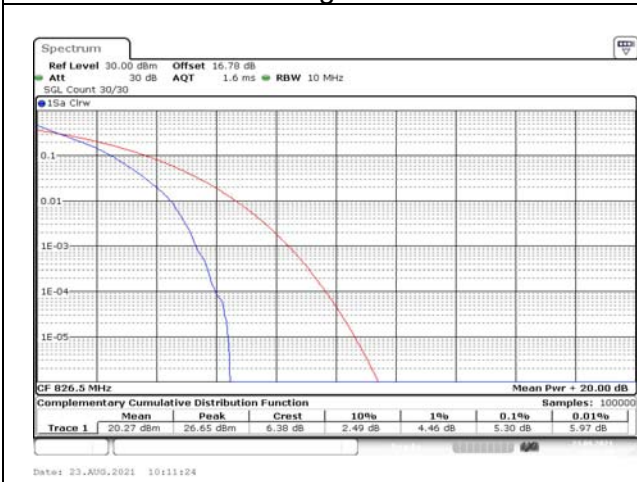


Fig.39

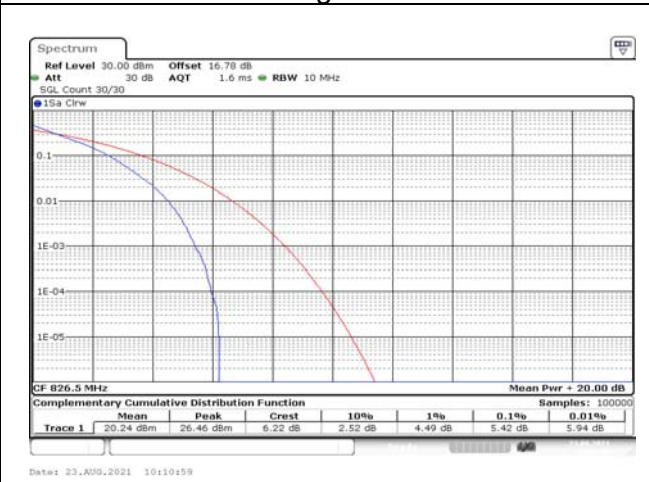


Fig.40

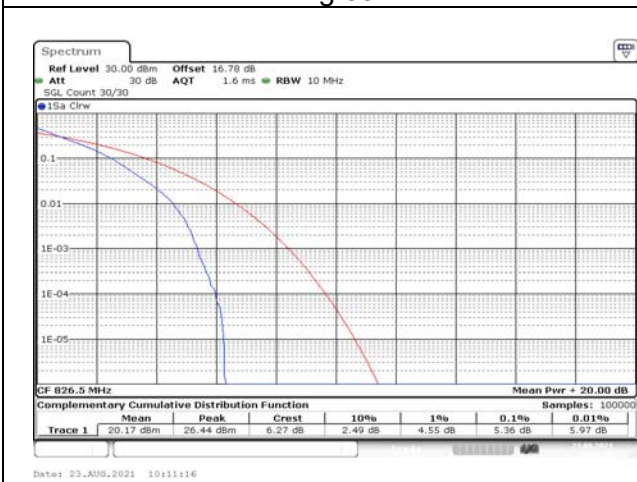


Fig.41

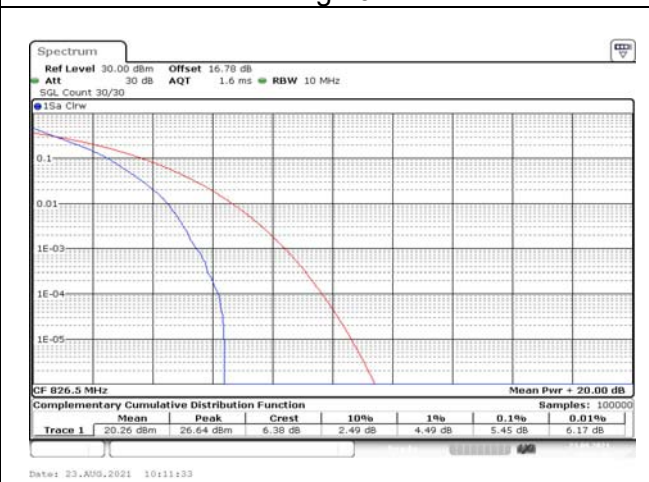


Fig.42



Fig.43



Fig.44

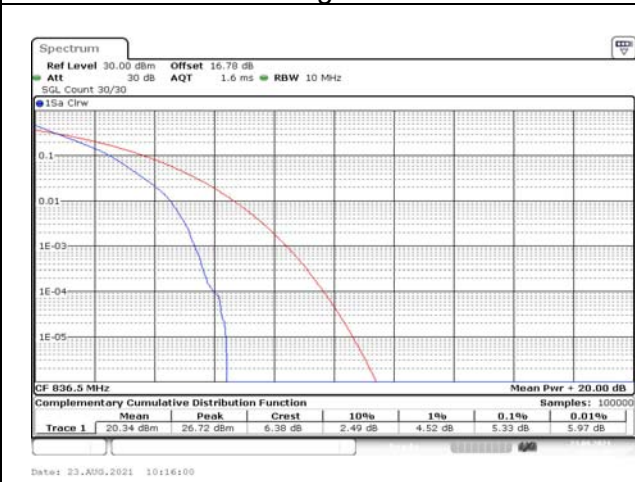


Fig.45

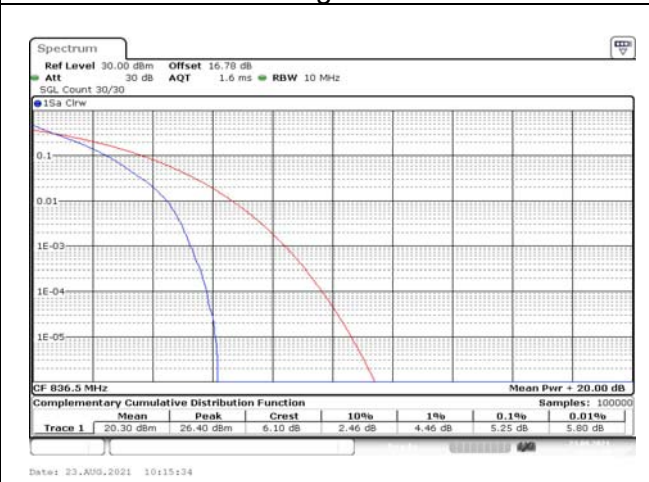


Fig.46

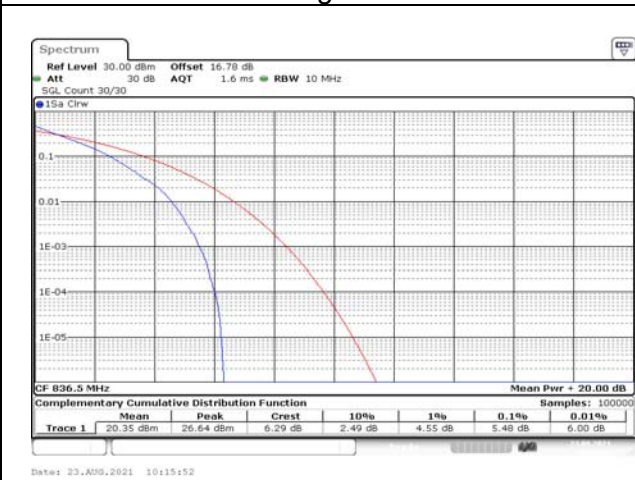


Fig.47

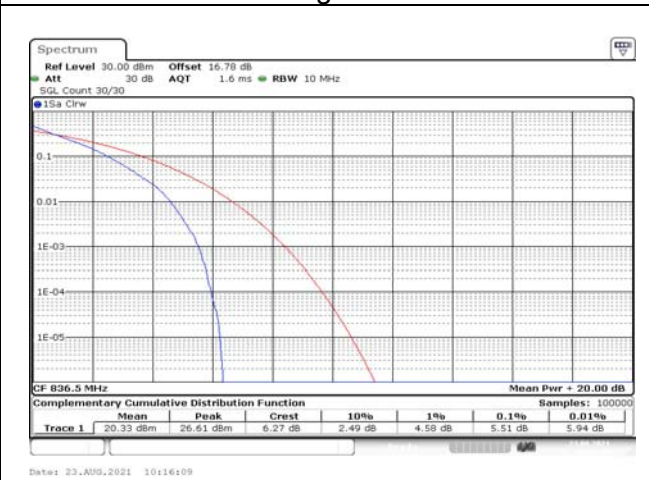


Fig.48

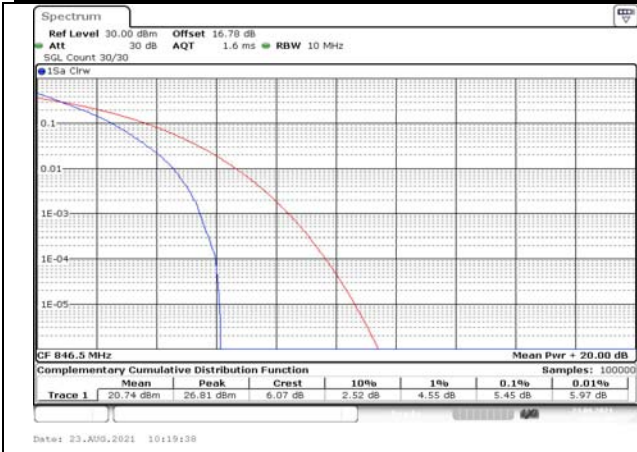


Fig.49



Fig.50

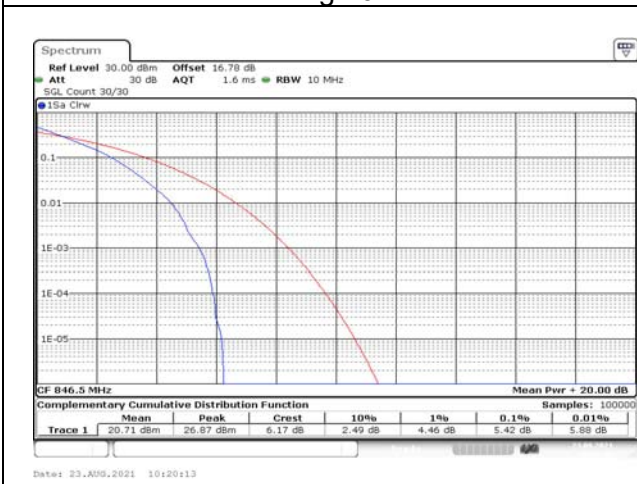


Fig.51

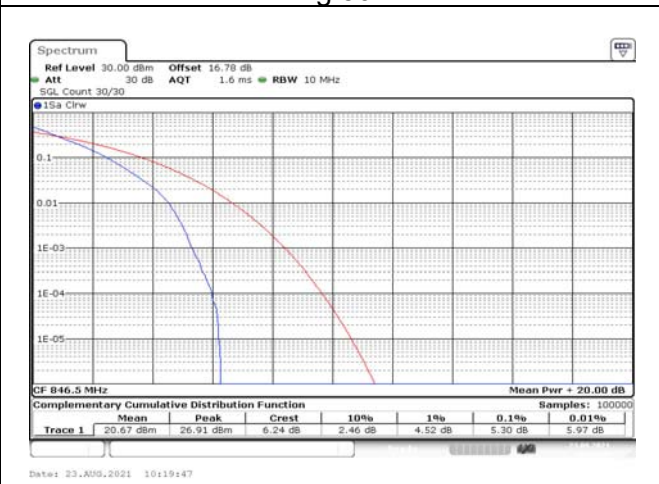


Fig.52



Fig.53



Fig.54

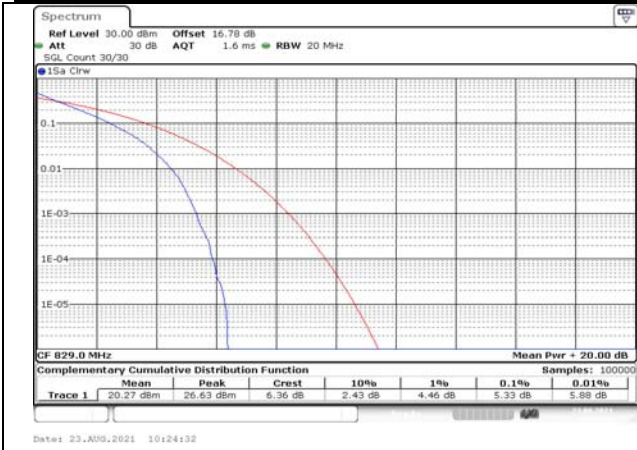


Fig.55

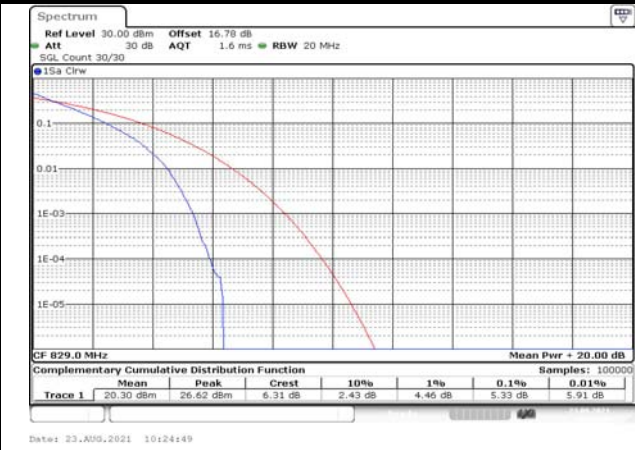


Fig.56

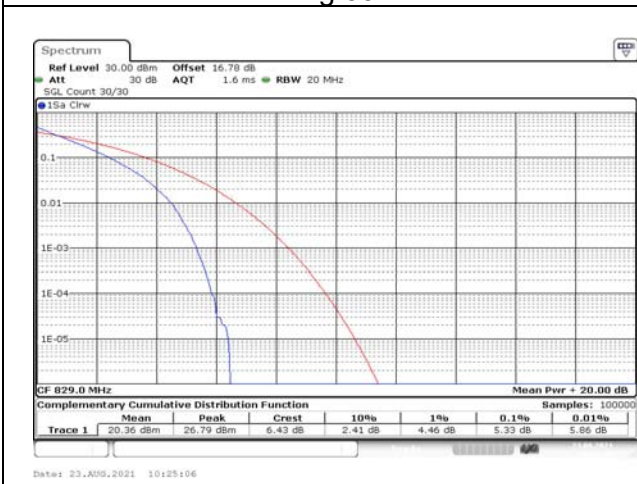


Fig.57

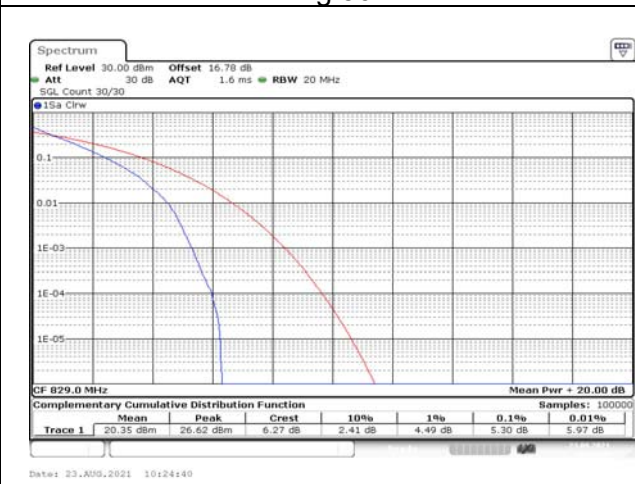


Fig.58



Fig.59

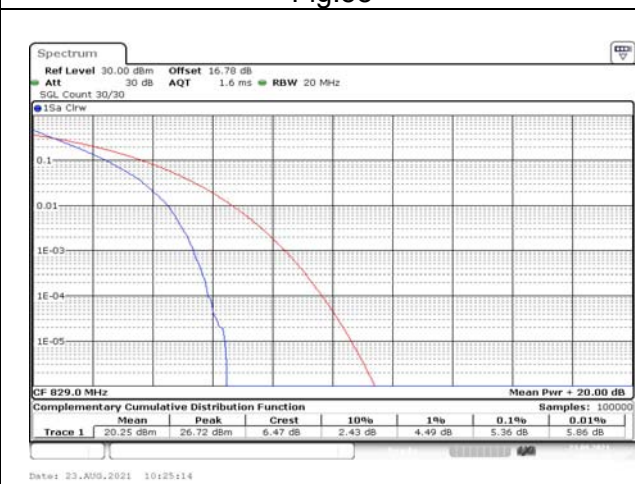


Fig.60

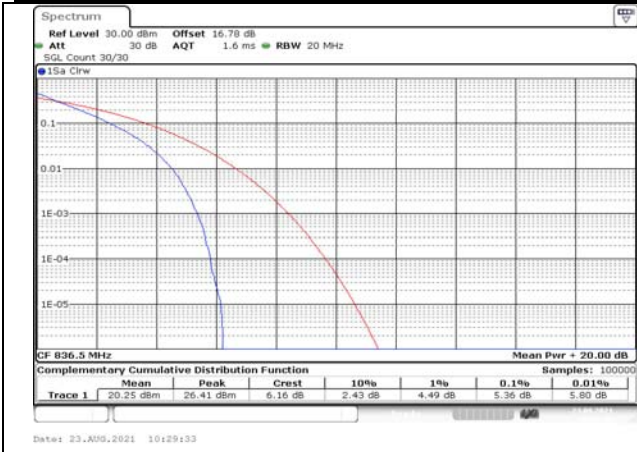


Fig.61



Fig.62

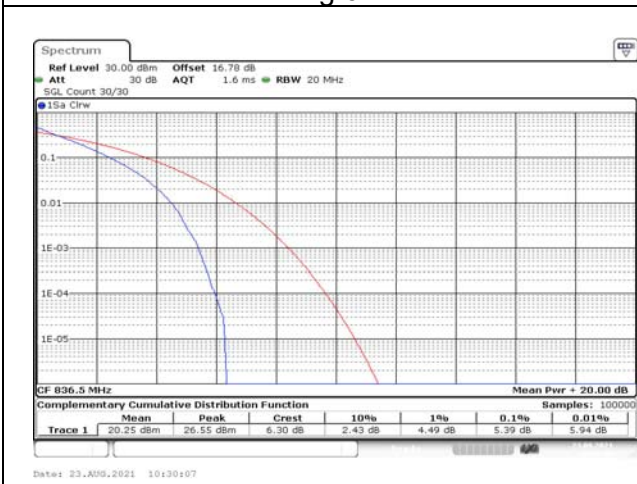


Fig.63

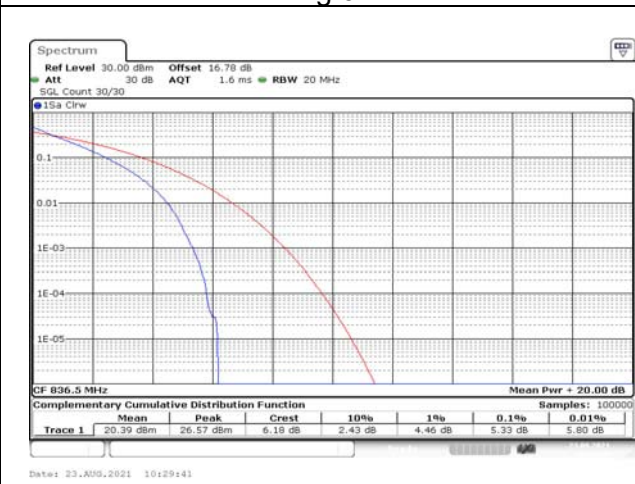


Fig.64

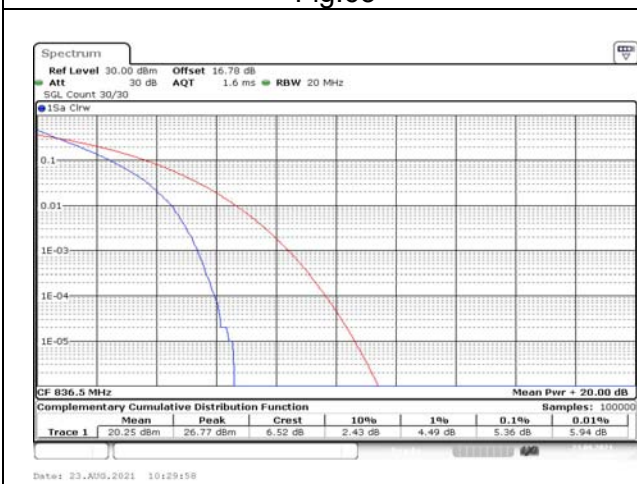


Fig.65

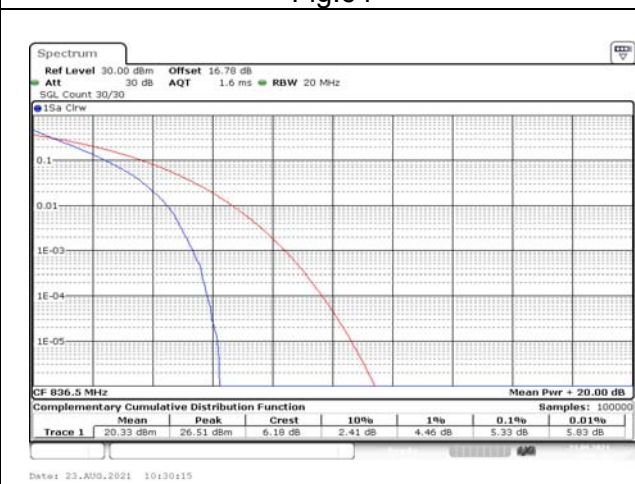


Fig.66

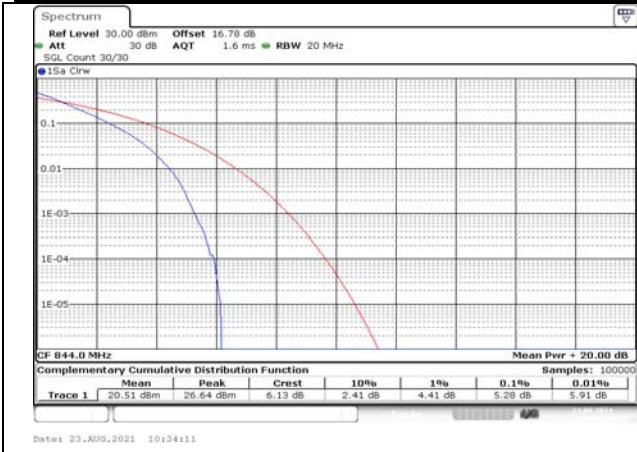


Fig.67

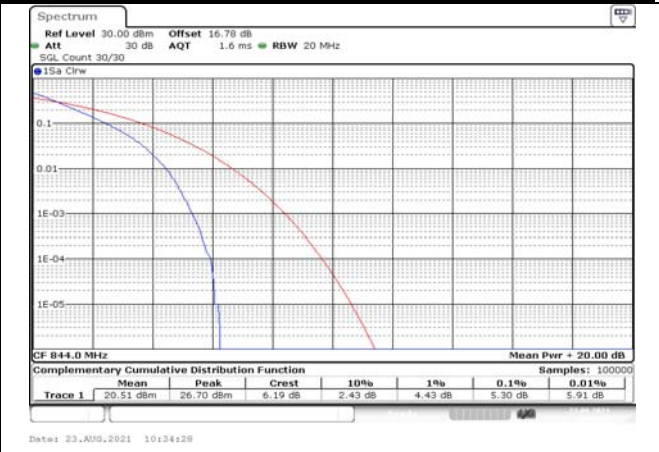


Fig.68

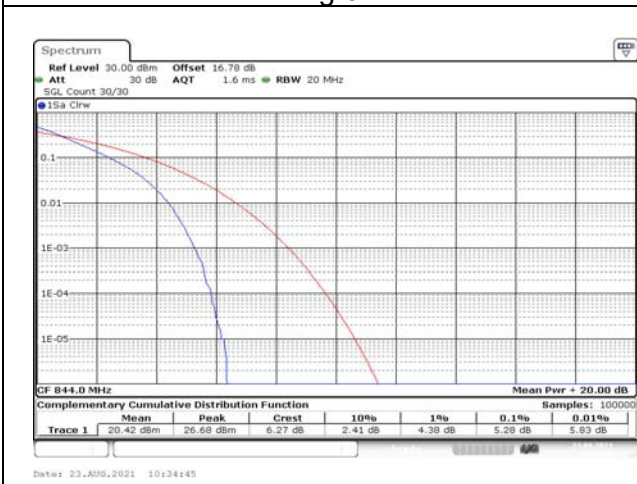


Fig.69

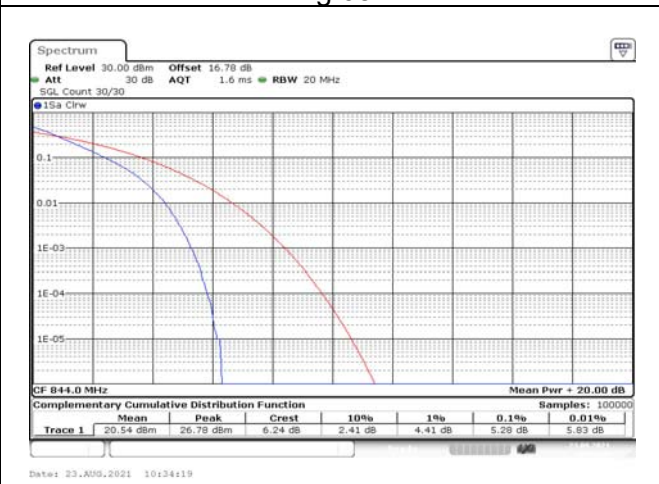


Fig.70

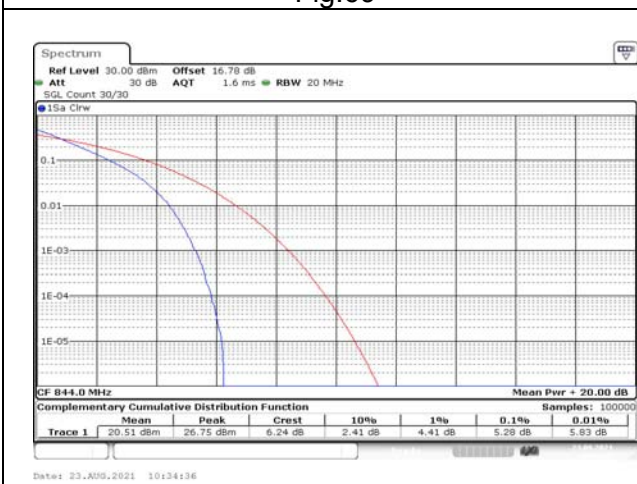


Fig.71

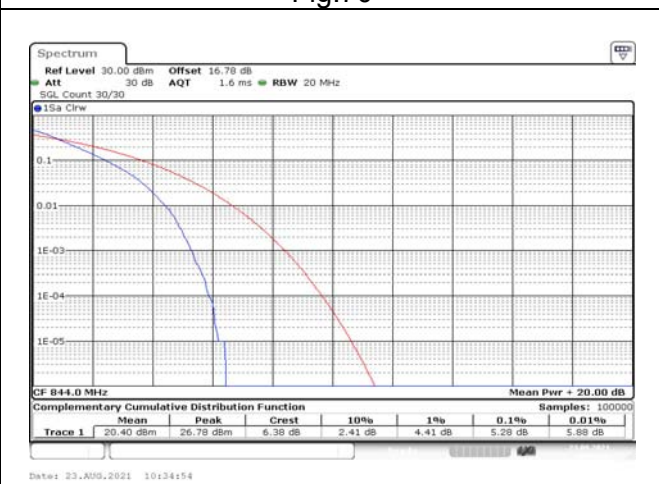


Fig.72

5 Spurious Emissions at antenna terminal

Band	Carrier frequency (MHz)	Channel	BW	RB Size	RB Offset	Conducted Spurious Plot
						QPSK
5	829	20450	10	1	0	Fig.1
	836.5	20525		1	0	Fig.2
	844	20600		1	0	Fig.3

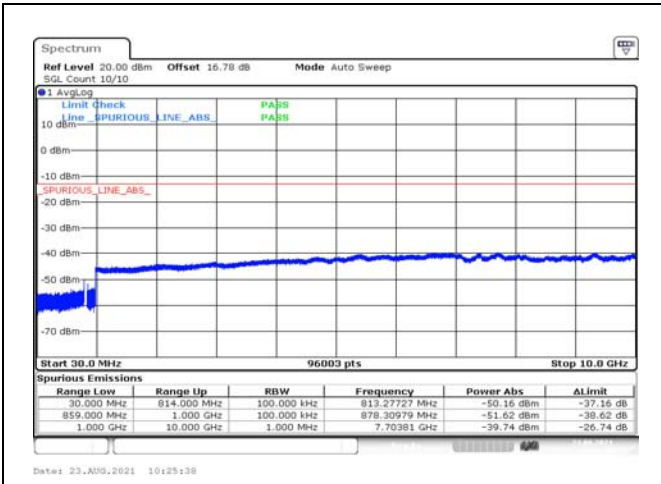


Fig.1

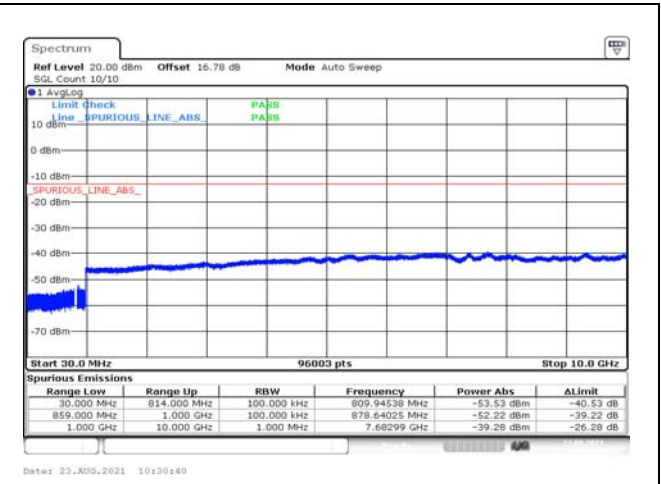


Fig.2

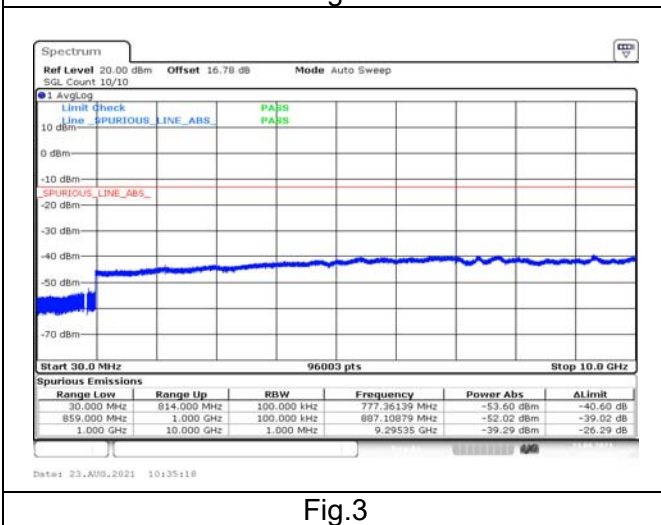


Fig.3

6 Band Edges Compliance

Band	Carrier frequency (MHz)	Channel	BW	RB Size	RB Offset	Band Edges Plot
						QPSK
5	824.7	20407	1.4	1	0	Fig.1
				6	0	Fig.2
	848.3	20643		1	5	Fig.3
				6	0	Fig.4
	825.5	20415	3	1	0	Fig.5
				15	0	Fig.6
				1	14	Fig.7
	847.5	20635		15	0	Fig.8
				1	0	Fig.9
	826.5	20425		5	25	0
			1		24	Fig.11
			25		0	Fig.12
	846.5	20625	1		0	Fig.13
			50		0	Fig.14
	829	20450	10		1	49
				50	0	Fig.16
844	20600	1		0	Fig.13	
		50		0	Fig.14	

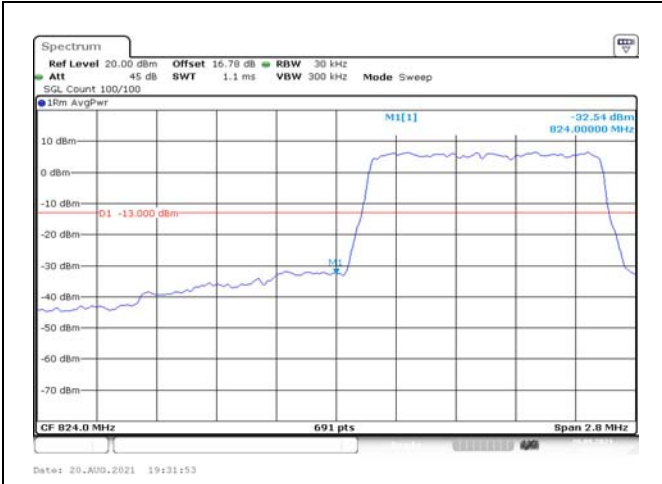


Fig.1

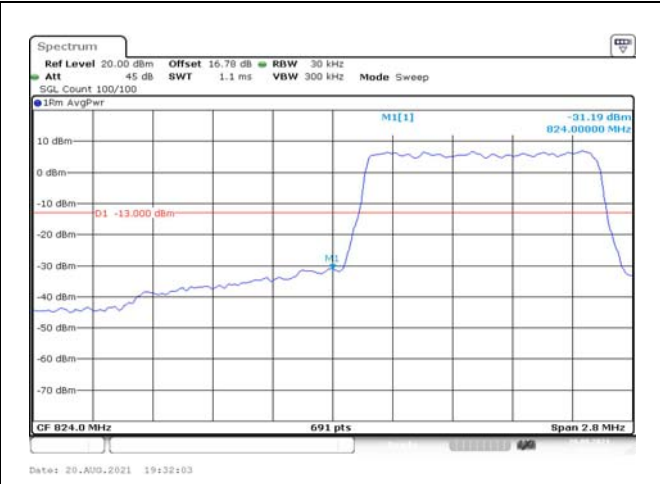


Fig.2

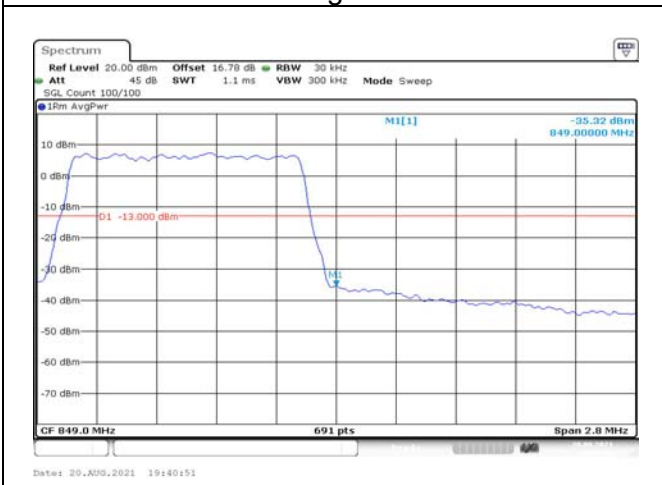


Fig.3

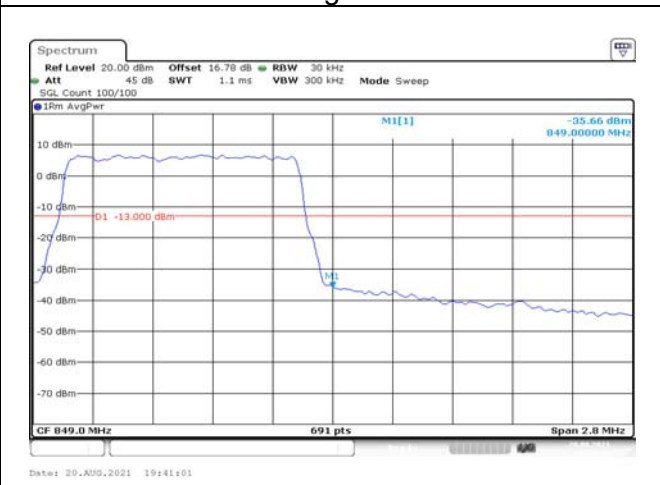


Fig.4

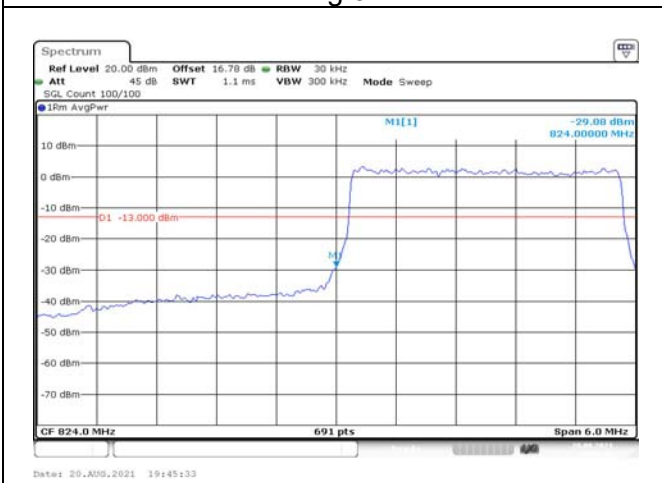


Fig.5

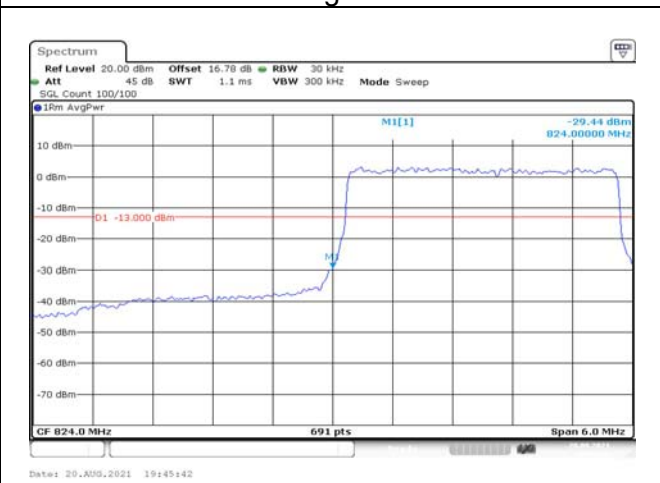


Fig.6

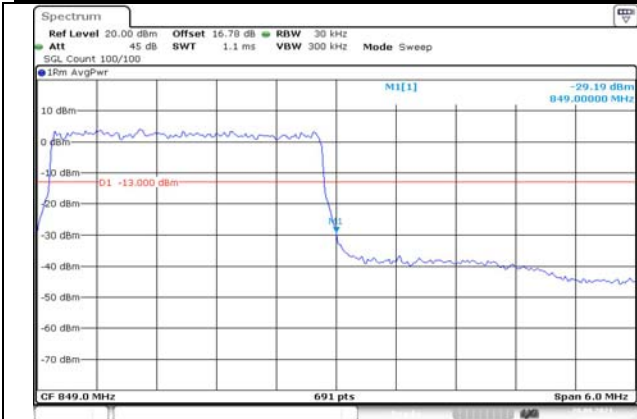


Fig.7

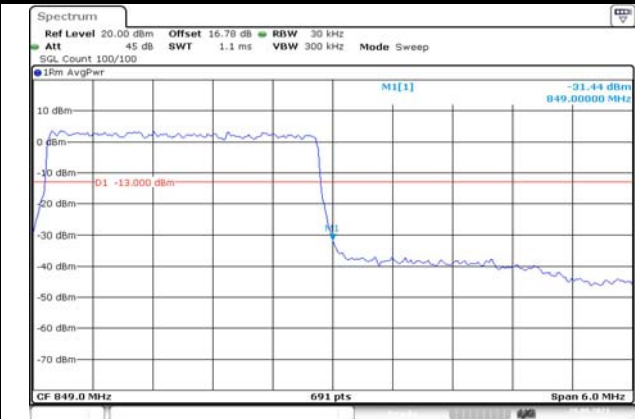


Fig.8

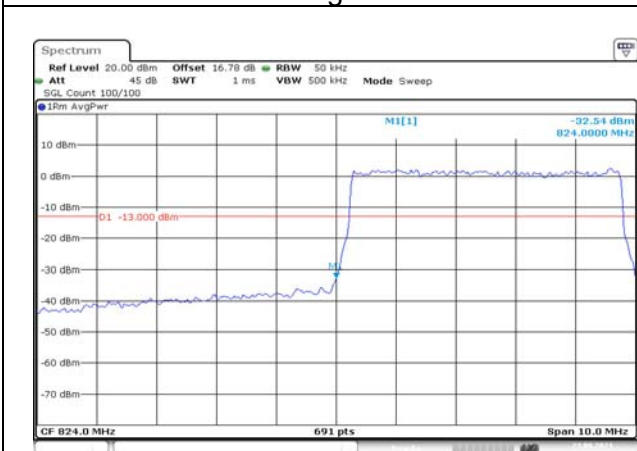


Fig.9

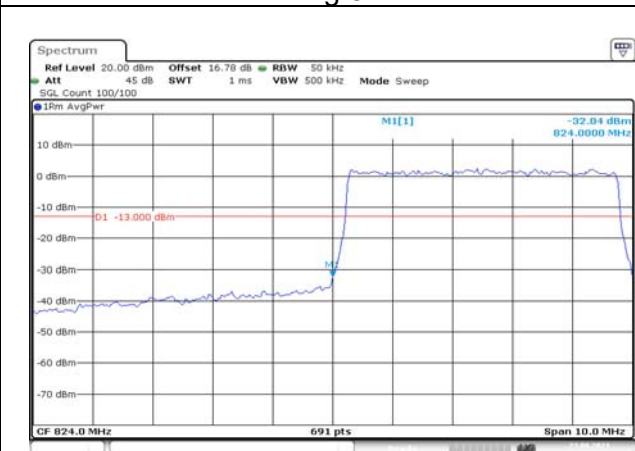


Fig.10

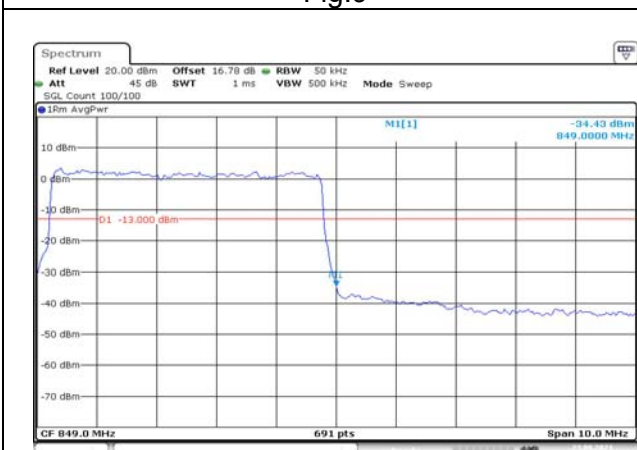


Fig.11

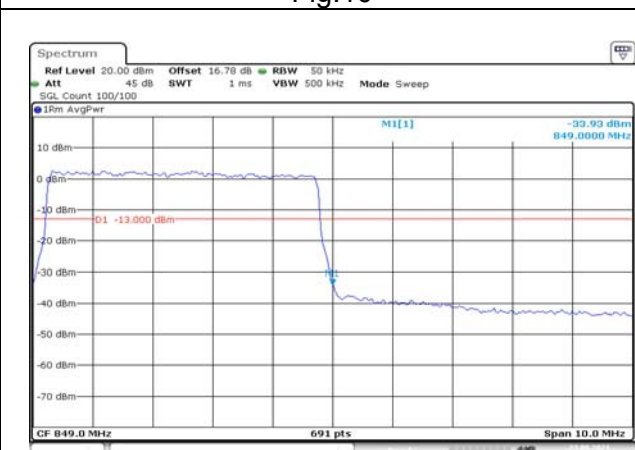


Fig.12

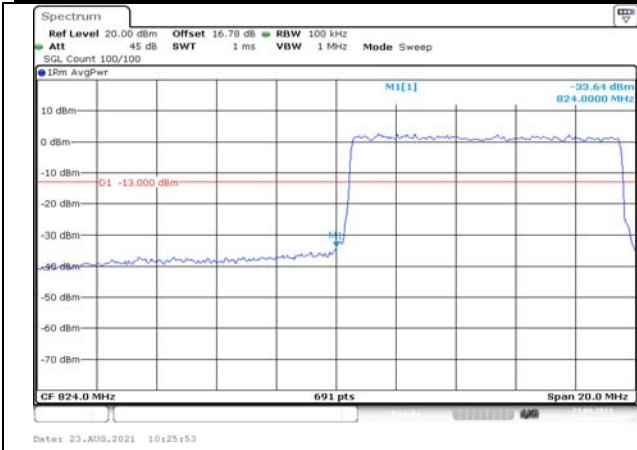


Fig.13

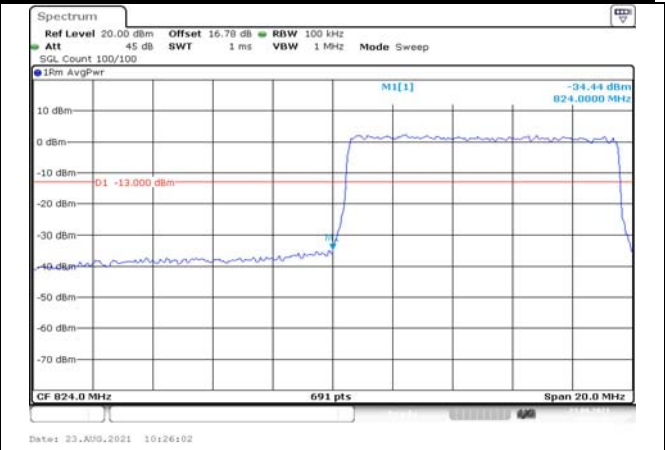


Fig.14

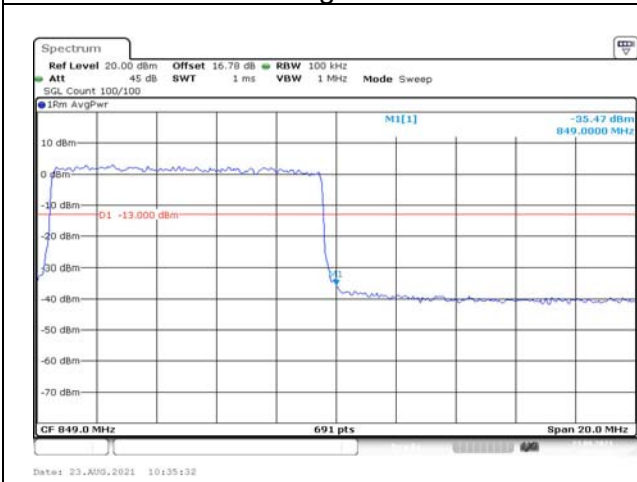


Fig.15

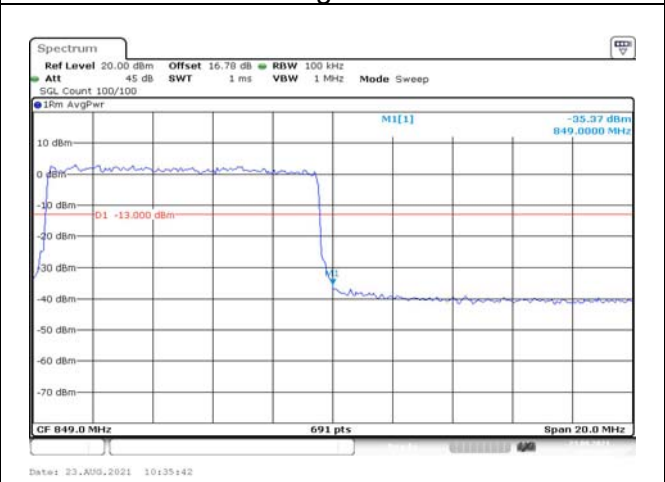


Fig.16

7 Frequency Stability

Temperature(°C)	Voltage	Test Result (ppm) Band5 Low Channel QPSK					
		1.4M	3M	5M	10M	15M	20M
-10	NV	-0.003	0.001	0.001	-0.001	---	---
0	NV	0.001	0.002	-0.001	0.000	---	---
+10	NV	-0.001	0.002	0.002	-0.001	---	---
+20	NV	0.012	0.001	0.000	0.002	---	---
+30	NV	-0.002	0.002	-0.001	-0.001	---	---
+40	NV	-0.002	0.002	0.002	-0.001	---	---
+50	NV	-0.001	0.000	-0.001	-0.003	---	---
+20	LV	0.018	0.001	-0.001	-0.002	---	---
+20	HV	-0.023	0.003	0.002	-0.002	---	---

Temperature(°C)	Voltage	Test Result (ppm) Band5 High Channel QPSK					
		1.4M	3M	5M	10M	15M	20M
-10	NV	-0.003	0.002	0.001	0.000	---	---
0	NV	-0.005	0.001	0.001	0.000	---	---
+10	NV	-0.006	0.002	0.002	0.000	---	---
+20	NV	0.002	0.000	0.002	-0.001	---	---
+30	NV	-0.008	0.001	0.000	-0.002	---	---
+40	NV	0.023	0.002	0.000	-0.001	---	---
+50	NV	0.002	0.003	0.001	0.001	---	---
+20	LV	0.003	0.002	0.002	0.001	---	---
+20	HV	0.014	0.000	0.003	-0.001	---	---

8 Effective Radiated Power and Effective Isotropic Radiated Power

Modulation	Carrier frequency (MHz)	UL Channel	BW	RB Size	RB Offset	Conduct ed power (dBm)	ERP/ EIRP (dBm)	ERP/ EIRP (W)
QPSK	824.7	20407	1.4	1	0	22.70	13.35	0.022
				1	3	22.76	13.41	0.022
				1	5	22.73	13.38	0.022
				3	0	22.71	13.36	0.022
				3	1	22.77	13.42	0.022
				3	3	22.68	13.33	0.022
	6	0		21.81	12.46	0.018		
	836.5	20525		1	0	22.80	13.45	0.022
				1	3	22.91	13.56	0.023
				1	5	22.89	13.54	0.023
				3	0	22.92	13.57	0.023
				3	1	22.83	13.48	0.022
				3	3	22.85	13.50	0.022
	6	0		21.90	12.55	0.018		
	848.3	20643		1	0	23.05	13.70	0.023
				1	3	23.08	13.73	0.024
				1	5	22.97	13.62	0.023
				3	0	22.98	13.63	0.023
3			1	23.04	13.69	0.023		
3			3	22.96	13.61	0.023		
16QAM	824.7	20407	6	0	22.07	12.72	0.019	
			1	0	21.97	12.62	0.018	
			1	3	22.18	12.83	0.019	
			1	5	22.00	12.65	0.018	
			3	0	21.81	12.46	0.018	
			3	1	21.88	12.53	0.018	
	3	3	21.83	12.48	0.018			
	836.5	20525	6	0	20.92	11.57	0.014	
			1	0	22.05	12.70	0.019	
			1	3	22.14	12.79	0.019	
			1	5	22.23	12.88	0.019	
			3	0	21.90	12.55	0.018	
			3	1	21.93	12.58	0.018	
	3	3	21.94	12.59	0.018			
	848.3	20643	6	0	20.99	11.64	0.015	
			1	0	22.30	12.95	0.020	
			1	3	22.29	12.94	0.020	
			1	5	22.30	12.95	0.020	
3			0	21.85	12.50	0.018		
3			1	21.97	12.62	0.018		
3	3	21.96	12.61	0.018				
6	0	21.10	11.75	0.015				

Modulation	Carrier frequency (MHz)	UL Channel	BW	RB Size	RB Offset	Conduct ed power (dBm)	ERP/ EIRP (dBm)	ERP/ EIRP (W)
64QAM	824.7	20407	1.4	1	0	21.09	11.74	0.015
				1	3	21.33	11.98	0.016
				1	5	21.26	11.91	0.016
				3	0	20.96	11.61	0.014
				3	1	21.05	11.70	0.015
				3	3	20.99	11.64	0.015
	6	0		19.86	10.51	0.011		
	836.5	20525		1	0	20.73	11.38	0.014
				1	3	20.86	11.51	0.014
				1	5	20.76	11.41	0.014
				3	0	20.97	11.62	0.015
				3	1	21.09	11.74	0.015
				3	3	21.12	11.77	0.015
	848.3	20643		6	0	20.02	10.67	0.012
				1	0	20.96	11.61	0.014
				1	3	20.99	11.64	0.015
				1	5	20.90	11.55	0.014
				3	0	21.11	11.76	0.015
				3	1	21.16	11.81	0.015
				3	3	21.15	11.80	0.015
				6	0	19.99	10.64	0.012

Modulation	Carrier frequency (MHz)	UL Channel	BW	RB Size	RB Offset	Conduct ed power (dBm)	ERP/ EIRP (dBm)	ERP/ EIRP (W)	
QPSK	825.5	20415	3	1	0	22.91	13.56	0.023	
				1	8	22.86	13.51	0.022	
				1	14	22.90	13.55	0.023	
				8	0	21.95	12.60	0.018	
				8	4	21.98	12.63	0.018	
				8	7	21.93	12.58	0.018	
	836.5	20525		15	0	21.91	12.56	0.018	
				1	0	22.98	13.63	0.023	
				1	8	23.12	13.77	0.024	
				1	14	23.03	13.68	0.023	
				8	0	22.05	12.70	0.019	
				8	4	22.13	12.78	0.019	
				8	7	22.09	12.74	0.019	
				15	0	22.00	12.65	0.018	
				847.5	20635	1	0	23.13	13.78
1	8	23.19	13.84			0.024			
1	14	23.16	13.81			0.024			
8	0	22.18	12.83			0.019			
8	4	22.20	12.85			0.019			
8	7	22.17	12.82			0.019			
15	0	22.09	12.74			0.019			
16QAM	825.5	20415	1			0	22.54	13.19	0.021
			1			8	22.51	13.16	0.021
			1	14	22.55	13.20	0.021		
			8	0	21.04	11.69	0.015		
			8	4	21.08	11.73	0.015		
			8	7	21.05	11.70	0.015		
	836.5	20525	15	0	20.98	11.63	0.015		
			1	0	22.19	12.84	0.019		
			1	8	22.41	13.06	0.020		
			1	14	22.25	12.90	0.019		
			8	0	21.01	11.66	0.015		
			8	4	21.08	11.73	0.015		
			8	7	21.05	11.70	0.015		
			15	0	21.04	11.69	0.015		
			847.5	20635	1	0	22.43	13.08	0.020
	1	8			22.43	13.08	0.020		
	1	14			22.38	13.03	0.020		
	8	0			21.20	11.85	0.015		
8	4	21.14			11.79	0.015			
8	7	21.15			11.80	0.015			
15	0	21.22	11.87	0.015					

Modulation	Carrier frequency (MHz)	UL Channel	BW	RB Size	RB Offset	Conduct ed power (dBm)	ERP/ EIRP (dBm)	ERP/ EIRP (W)
64QAM	825.5	20415	3	1	0	21.26	11.91	0.016
				1	8	21.18	11.83	0.015
				1	14	21.24	11.89	0.015
				8	0	20.19	10.84	0.012
				8	4	20.14	10.79	0.012
				8	7	20.17	10.82	0.012
	836.5	20525		15	0	19.97	10.62	0.012
				1	0	20.82	11.47	0.014
				1	8	20.95	11.60	0.014
				1	14	20.91	11.56	0.014
				8	0	19.97	10.62	0.012
				8	4	20.10	10.75	0.012
	847.5	20635		8	7	20.07	10.72	0.012
				15	0	20.13	10.78	0.012
				1	0	21.10	11.75	0.015
				1	8	21.04	11.69	0.015
				1	14	20.98	11.63	0.015
				8	0	20.13	10.78	0.012
				8	4	20.19	10.84	0.012
				8	7	20.17	10.82	0.012
				15	0	20.28	10.93	0.012

Modulation	Carrier frequency (MHz)	UL Channel	BW	RB Size	RB Offset	Conduct ed power (dBm)	ERP/ EIRP (dBm)	ERP/ EIRP (W)
QPSK	826.5	20425	5	1	0	22.70	13.35	0.022
				1	12	22.51	13.16	0.021
				1	24	22.72	13.37	0.022
				12	0	21.78	12.43	0.017
				12	7	21.80	12.45	0.018
				12	13	21.78	12.43	0.017
	25	0		21.79	12.44	0.018		
	836.5	20525		1	0	22.79	13.44	0.022
				1	12	22.82	13.47	0.022
				1	24	23.00	13.65	0.023
				12	0	21.88	12.53	0.018
				12	7	21.96	12.61	0.018
				12	13	22.01	12.66	0.018
	25	0		21.90	12.55	0.018		
	846.5	20625		1	0	22.89	13.54	0.023
				1	12	22.99	13.64	0.023
				1	24	22.96	13.61	0.023
				12	0	21.99	12.64	0.018
12			7	22.04	12.69	0.019		
12			13	22.11	12.76	0.019		
25	0	21.99	12.64	0.018				
16QAM	826.5	20425	1	0	22.00	12.65	0.018	
			1	12	21.82	12.47	0.018	
			1	24	21.97	12.62	0.018	
			12	0	20.79	11.44	0.014	
			12	7	20.79	11.44	0.014	
			12	13	20.81	11.46	0.014	
	25	0	20.79	11.44	0.014			
	836.5	20525	1	0	22.30	12.95	0.020	
			1	12	22.20	12.85	0.019	
			1	24	22.43	13.08	0.020	
			12	0	20.82	11.47	0.014	
			12	7	20.88	11.53	0.014	
			12	13	20.94	11.59	0.014	
	25	0	20.85	11.50	0.014			
	846.5	20625	1	0	22.33	12.98	0.020	
			1	12	22.35	13.00	0.020	
			1	24	22.38	13.03	0.020	
			12	0	20.99	11.64	0.015	
12			7	20.98	11.63	0.015		
12			13	21.07	11.72	0.015		
25	0	21.05	11.70	0.015				

Modulation	Carrier frequency (MHz)	UL Channel	BW	RB Size	RB Offset	Conduct ed power (dBm)	ERP/ EIRP (dBm)	ERP/ EIRP (W)
64QAM	826.5	20425	5	1	0	20.74	11.39	0.014
				1	12	20.63	11.28	0.013
				1	24	20.80	11.45	0.014
				12	0	19.78	10.43	0.011
				12	7	19.72	10.37	0.011
				12	13	19.77	10.42	0.011
				25	0	19.75	10.40	0.011
	836.5	20525		1	0	21.19	11.84	0.015
				1	12	21.20	11.85	0.015
				1	24	21.28	11.93	0.016
				12	0	19.98	10.63	0.012
				12	7	19.97	10.62	0.012
				12	13	20.14	10.79	0.012
				25	0	19.98	10.63	0.012
	846.5	20625		1	0	21.27	11.92	0.016
				1	12	21.22	11.87	0.015
				1	24	21.34	11.99	0.016
				12	0	20.11	10.76	0.012
				12	7	20.13	10.78	0.012
				12	13	20.20	10.85	0.012
				25	0	20.07	10.72	0.012

Modulation	Carrier frequency (MHz)	UL Channel	BW	RB Size	RB Offset	Conduct ed power (dBm)	ERP/ EIRP (dBm)	ERP/ EIRP (W)
QPSK	829	20450	10	1	0	22.62	13.27	0.021
				1	25	22.67	13.32	0.021
				1	49	22.64	13.29	0.021
				25	0	21.79	12.44	0.018
				25	12	21.86	12.51	0.018
				25	25	21.85	12.50	0.018
	836.5	20525		50	0	21.90	12.55	0.018
				1	0	22.82	13.47	0.022
				1	25	22.82	13.47	0.022
				1	49	22.98	13.63	0.023
				25	0	21.95	12.60	0.018
				25	12	22.02	12.67	0.018
				25	25	21.99	12.64	0.018
				50	0	22.01	12.66	0.018
				844	20600	1	0	23.07
1	25	22.95	13.60			0.023		
1	49	22.99	13.64			0.023		
25	0	21.98	12.63			0.018		
25	12	22.06	12.71			0.019		
25	25	22.15	12.80			0.019		
16QAM	829	20450	50	0	22.02	12.67	0.018	
			1	0	22.55	13.20	0.021	
			1	25	22.37	13.02	0.020	
			1	49	22.79	13.44	0.022	
			25	0	20.71	11.36	0.014	
			25	12	20.91	11.56	0.014	
	836.5	20525	25	25	20.91	11.56	0.014	
			50	0	20.89	11.54	0.014	
			1	0	22.48	13.13	0.021	
			1	25	22.95	13.60	0.023	
			1	49	22.99	13.64	0.023	
			25	0	20.98	11.63	0.015	
			25	12	20.98	11.63	0.015	
			25	25	21.05	11.70	0.015	
			50	0	20.84	11.49	0.014	
844	20600	1	0	22.16	12.81	0.019		
		1	25	22.26	12.91	0.020		
		1	49	22.45	13.10	0.020		
		25	0	21.12	11.77	0.015		
		25	12	21.04	11.69	0.015		
		25	25	21.13	11.78	0.015		
50	0	21.01	11.66	0.015				

Modulation	Carrier frequency (MHz)	UL Channel	BW	RB Size	RB Offset	Conduct ed power (dBm)	ERP/ EIRP (dBm)	ERP/ EIRP (W)
64QAM	829	20450	10	1	0	21.15	11.80	0.015
				1	25	21.00	11.65	0.015
				1	49	21.36	12.01	0.016
				25	0	19.83	10.48	0.011
				25	12	19.98	10.63	0.012
				25	25	19.92	10.57	0.011
	836.5	20525		50	0	19.97	10.62	0.012
				1	0	21.20	11.85	0.015
				1	25	21.42	12.07	0.016
				1	49	21.53	12.18	0.017
				25	0	19.98	10.63	0.012
				25	12	19.96	10.61	0.012
	844	20600		25	25	20.06	10.71	0.012
				50	0	19.95	10.60	0.011
				1	0	21.10	11.75	0.015
				1	25	20.91	11.56	0.014
				1	49	21.15	11.80	0.015
				25	0	20.07	10.72	0.012
				25	12	20.24	10.89	0.012
				25	25	20.21	10.86	0.012
				50	0	20.08	10.73	0.012