

**APPENDIX A – TEST DATA OF CONDUCTED EMISSION**

**LTE Band 38**

**1 RF Power Output**

Modulation	Carrier frequency (MHz)	UL Channel	BW	RB Size	RB Offset	Conducted power (dBm)
QPSK	2572.5	37775	5	1	0	22.68
				1	12	22.65
				1	24	22.85
				12	0	21.88
				12	7	21.87
				12	13	21.78
	25	0		21.80		
	2595	38000		1	0	22.88
				1	12	22.75
				1	24	22.74
				12	0	21.95
				12	7	21.90
				12	13	21.91
	2617.5	38225		25	0	21.91
				1	0	23.11
				1	12	23.11
				1	24	23.09
				12	0	22.01
12			7	22.07		
16QAM	2572.5	37775	12	13	22.03	
			25	0	22.11	
			1	0	22.07	
			1	12	22.11	
			1	24	21.42	
			12	0	20.82	
	2595	38000	12	7	20.76	
			12	13	20.92	
			25	0	20.87	
			1	0	22.08	
			1	12	22.24	
			1	24	22.13	
	2617.5	38225	12	0	20.95	
			12	7	20.95	
			12	13	20.95	
			25	0	20.93	
			1	0	22.32	
			1	12	22.13	
1	24	22.34				
12	0	21.19				
12	7	21.18				
12	13	21.20				
25	0	21.06				

Modulation	Carrier frequency (MHz)	UL Channel	BW	RB Size	RB Offset	Conducted power (dBm)
64QAM	2572.5	37775	5	1	0	21.28
				1	12	21.09
				1	24	21.25
				12	0	19.95
				12	7	19.97
				12	13	19.90
				25	0	19.88
	2595	38000		1	0	21.11
				1	12	20.93
				1	24	21.04
				12	0	19.91
				12	7	19.84
				12	13	19.88
				25	0	19.83
	2617.5	38225		1	0	21.37
				1	12	21.21
				1	24	21.21
				12	0	20.20
				12	7	20.20
				12	13	20.20
				25	0	20.15

Modulation	Carrier frequency (MHz)	UL Channel	BW	RB Size	RB Offset	Conducted power (dBm)
QPSK	2575	37800	10	1	0	22.58
				1	25	22.62
				1	49	22.56
				25	0	21.75
				25	12	21.64
				25	25	21.62
	2595	38000		50	0	21.68
				1	0	22.61
				1	25	22.69
				1	49	22.66
				25	0	21.76
				25	12	21.85
	2615	38200		25	25	21.71
				50	0	21.74
				1	0	22.82
				1	25	22.80
				1	49	22.87
				25	0	21.93
16QAM	2575	37800	25	12	21.96	
			25	25	21.95	
			50	0	21.95	
			1	0	22.06	
			1	25	22.08	
			1	49	22.23	
	2595	38000	25	0	20.78	
			25	12	20.75	
			25	25	20.67	
			50	0	20.73	
			1	0	22.23	
			1	25	22.23	
	2615	38200	1	49	21.97	
			25	0	20.76	
			25	12	20.71	
			25	25	20.68	
			50	0	20.76	
			1	0	22.25	
			1	25	22.42	
			1	49	22.08	
			25	0	20.92	
			25	12	21.04	
			25	25	21.02	
			50	0	20.97	

Modulation	Carrier frequency (MHz)	UL Channel	BW	RB Size	RB Offset	Conducted power (dBm)
64QAM	2575	37800	10	1	0	21.04
				1	25	20.97
				1	49	21.17
				25	0	19.67
				25	12	19.68
				25	25	19.56
				50	0	19.64
	2595	38000		1	0	20.38
				1	25	20.47
				1	49	20.47
				25	0	19.68
				25	12	19.71
				25	25	19.73
				50	0	19.73
	2615	38200		1	0	21.45
				1	25	21.15
				1	49	21.08
				25	0	19.82
				25	12	19.93
				25	25	19.91
				50	0	19.97

Modulation	Carrier frequency (MHz)	UL Channel	BW	RB Size	RB Offset	Conducted power (dBm)
QPSK	2577.5	37825	15	1	0	22.53
				1	37	22.44
				1	74	22.55
				36	0	21.60
				36	29	21.57
				36	30	21.58
	2595	38000		75	0	21.52
				1	0	22.48
				1	37	22.54
				1	74	22.65
				36	0	21.63
				36	29	21.62
	2612.5	38175		36	30	21.72
				75	0	21.54
				1	0	22.62
1			37	22.60		
1			74	22.63		
36			0	21.78		
16QAM	2577.5	37825	36	29	21.71	
			36	30	21.72	
			75	0	21.82	
			1	0	21.77	
			1	37	21.79	
			1	74	21.81	
	2595	38000	36	0	20.60	
			36	29	20.59	
			36	30	20.58	
			75	0	20.45	
			1	0	21.83	
			1	37	21.83	
	2612.5	38175	1	74	21.94	
			36	0	20.70	
			36	29	20.67	
36			30	20.66		
75			0	20.67		
1			0	22.09		
			1	37	22.10	
			1	74	22.09	
			36	0	20.83	
			36	29	20.81	
			36	30	20.71	
			75	0	20.82	

Modulation	Carrier frequency (MHz)	UL Channel	BW	RB Size	RB Offset	Conducted power (dBm)
64QAM	2577.5	37825	15	1	0	20.64
				1	37	20.69
				1	74	20.66
				36	0	19.64
				36	29	19.59
				36	30	19.59
				75	0	19.59
	2595	38000		1	0	20.67
				1	37	20.83
				1	74	20.95
				36	0	19.68
				36	29	19.71
				36	30	19.64
				75	0	19.64
	2612.5	38175		1	0	21.00
				1	37	21.04
				1	74	21.00
				36	0	19.80
				36	29	19.79
				36	30	19.69
				75	0	19.85

Modulation	Carrier frequency (MHz)	UL Channel	BW	RB Size	RB Offset	Conducted power (dBm)
QPSK	2580	37850	20	1	0	22.50
				1	49	22.56
				1	99	22.62
				50	0	21.58
				50	24	21.54
				50	50	21.52
	2595	38000		100	0	21.51
				1	0	22.55
				1	49	22.56
				1	99	22.73
				50	0	21.65
				50	24	21.72
	2610	38150		50	50	21.66
				100	0	21.62
				1	0	22.65
				1	49	22.70
				1	99	22.79
				50	0	21.69
16QAM	2580	37850	50	24	21.86	
			50	50	21.82	
			100	0	21.81	
			1	0	21.85	
			1	49	21.83	
			1	99	21.99	
	2595	38000	50	0	20.55	
			50	24	20.55	
			50	50	20.49	
			100	0	20.48	
			1	0	21.92	
			1	49	21.95	
	2610	38150	1	99	22.04	
			50	0	20.65	
			50	24	20.75	
			50	50	20.72	
			100	0	20.61	
			1	0	21.99	
			1	49	22.05	
			1	99	22.06	
			50	0	20.74	
			50	24	20.85	
			50	50	20.80	
			100	0	20.72	

Modulation	Carrier frequency (MHz)	UL Channel	BW	RB Size	RB Offset	Conducted power (dBm)
64QAM	2580	37850	20	1	0	20.65
				1	49	20.57
				1	99	20.66
				50	0	19.54
				50	24	19.53
				50	50	19.54
				100	0	19.59
	2595	38000		1	0	20.72
				1	49	20.77
				1	99	20.84
				50	0	19.70
				50	24	19.76
				50	50	19.68
				100	0	19.63
	2610	38150		1	0	20.83
				1	49	20.88
				1	99	21.05
				50	0	19.70
				50	24	19.81
				50	50	19.70
				100	0	19.73



## 2 Occupied Bandwidth

Band	Carrier frequency (MHz)	Channel	BW (MHz)	RB Size	RB Offset	Bandwidth of 99% Power (MHz)					
						QPSK		16-QAM		64-QAM	
38	2572.5	37775	5	25	0	4.472	Fig.1	4.472	Fig.2	4.472	Fig.3
	2595	38000		25	0	4.493	Fig.4	4.472	Fig.5	4.472	Fig.6
	2617.5	38225		25	0	4.472	Fig.7	4.493	Fig.8	4.493	Fig.9
	2575	37800	10	50	0	8.944	Fig.10	8.944	Fig.11	8.944	Fig.12
	2595	38000		50	0	8.944	Fig.13	8.944	Fig.14	8.944	Fig.15
	2615	38200		50	0	8.944	Fig.16	8.944	Fig.17	8.944	Fig.18
	2577.5	37825	15	75	0	13.415	Fig.19	13.415	Fig.20	13.415	Fig.21
	2595	38000		75	0	13.415	Fig.22	13.480	Fig.23	13.415	Fig.24
	2612.5	38175		75	0	13.415	Fig.25	13.415	Fig.26	13.415	Fig.27
	2580	37850	20	100	0	17.887	Fig.28	17.887	Fig.29	17.887	Fig.30
	2595	38000		100	0	17.887	Fig.31	17.887	Fig.32	17.887	Fig.33
	2610	38150		100	0	17.887	Fig.34	17.887	Fig.35	17.887	Fig.36

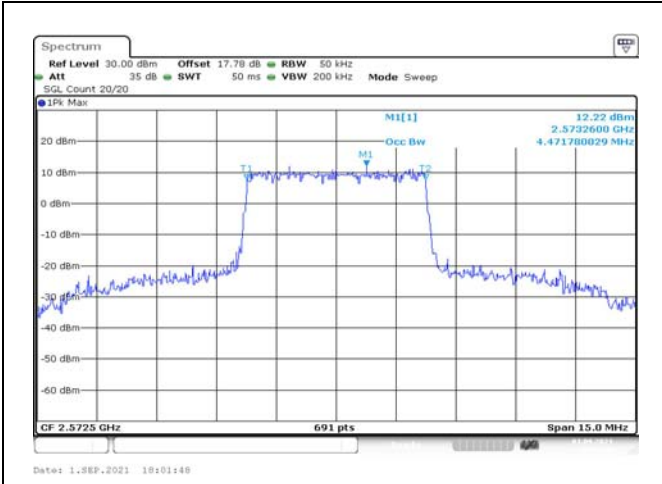


Fig.1

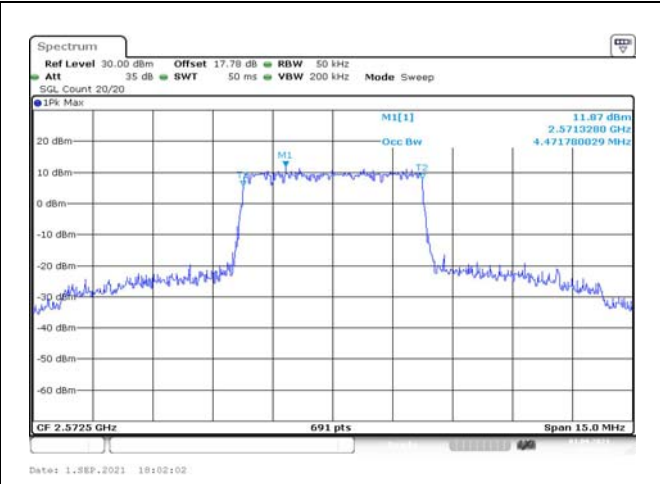


Fig.2

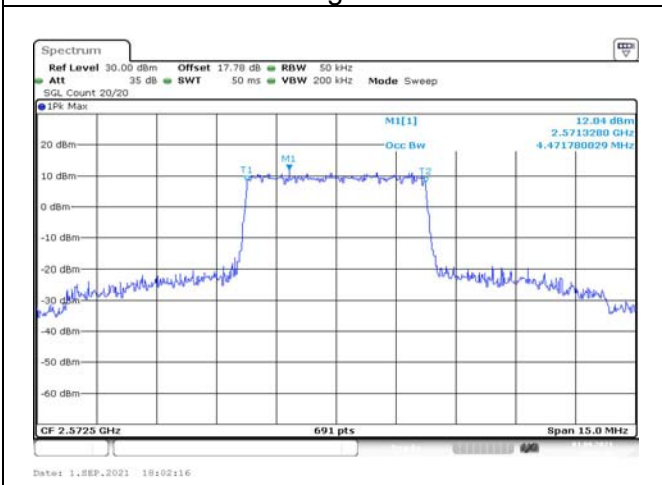


Fig.3

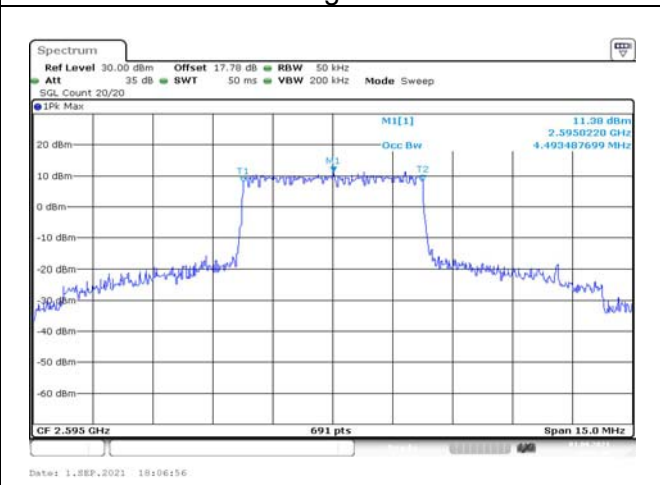


Fig.4

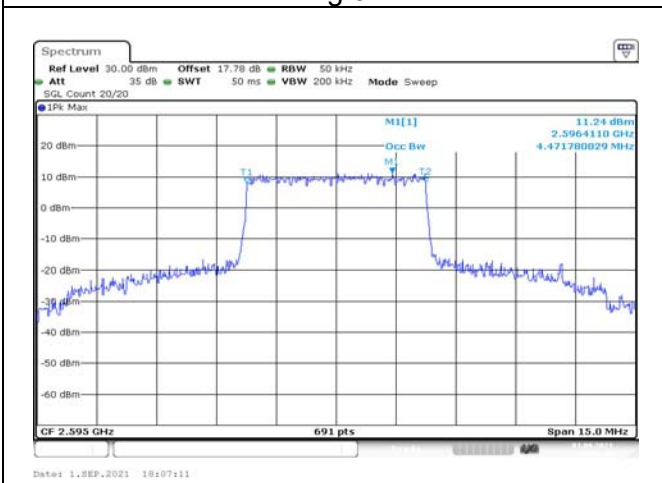


Fig.5

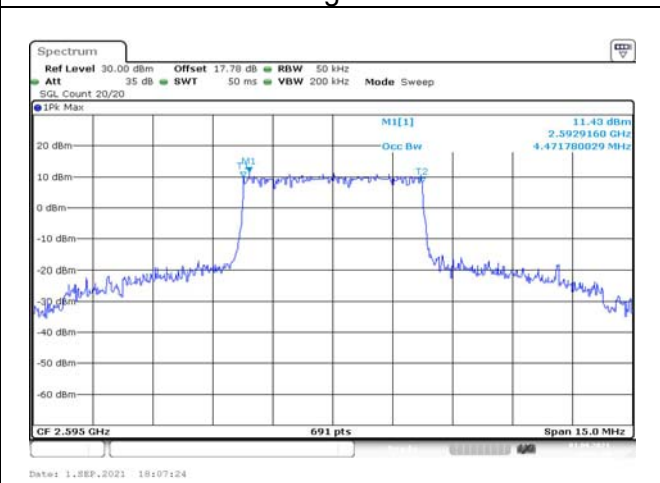


Fig.6

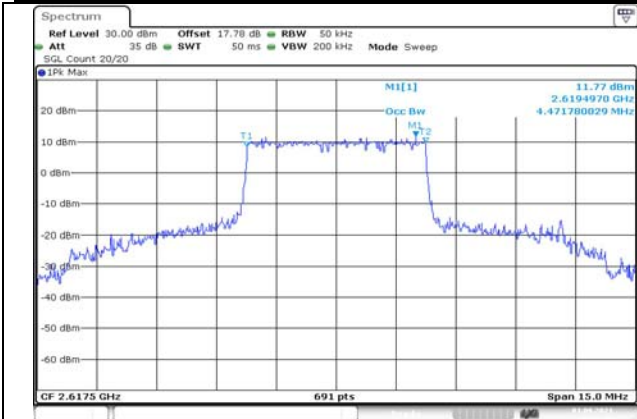


Fig.7

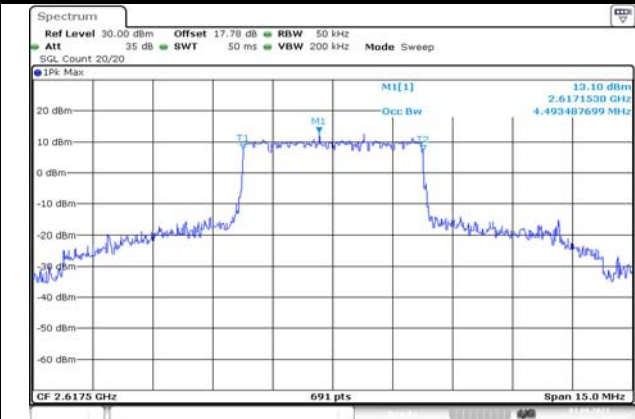


Fig.8

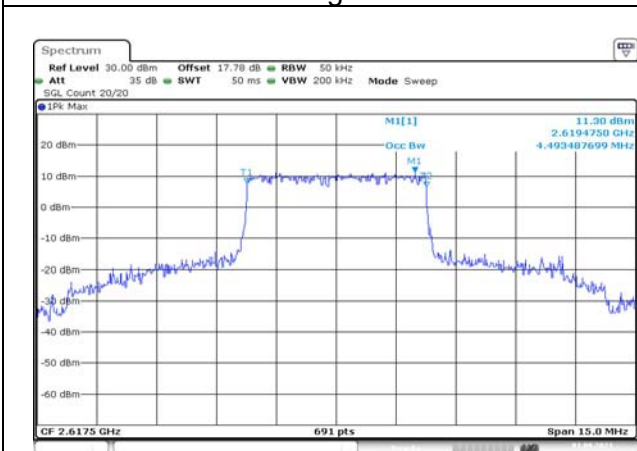


Fig.9

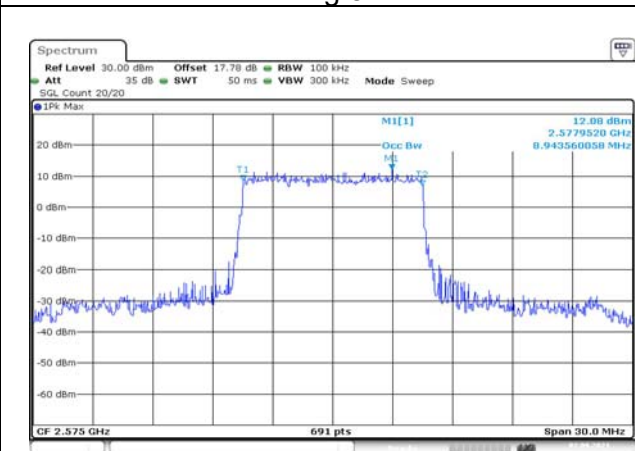


Fig.10

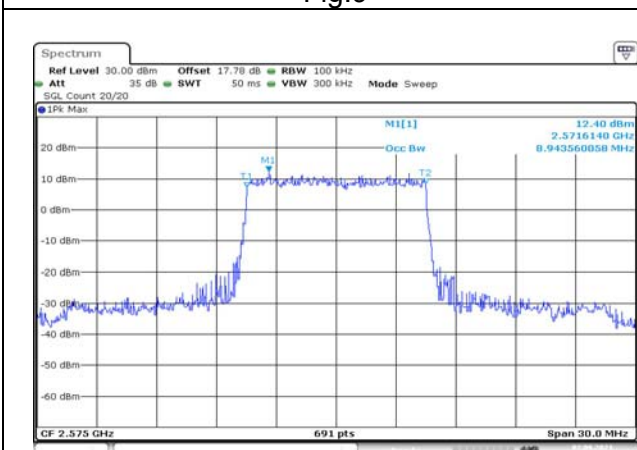


Fig.11

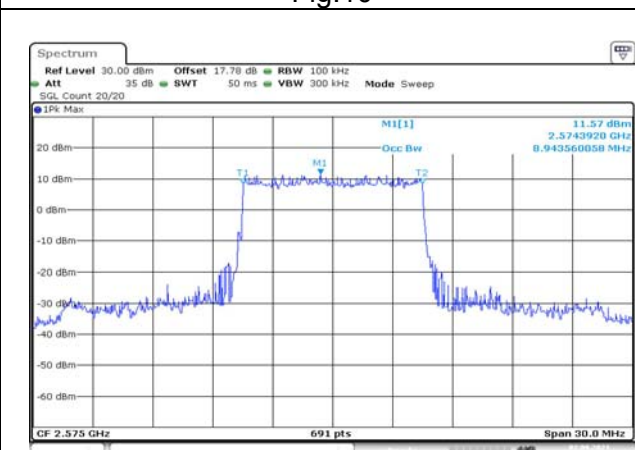


Fig.12

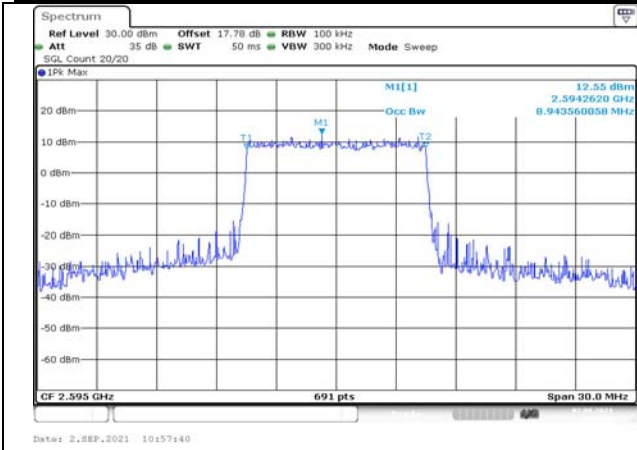


Fig.13

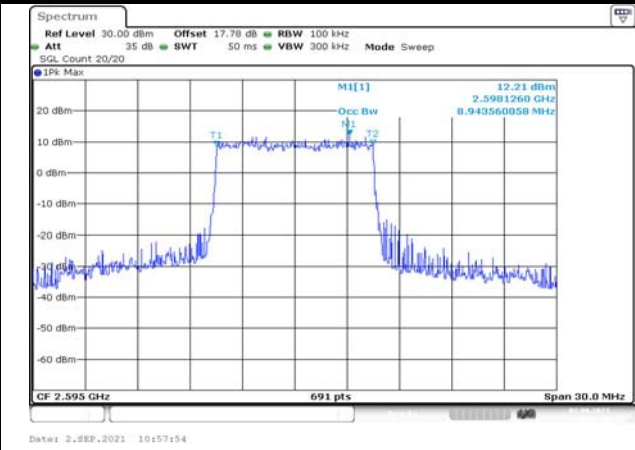


Fig.14

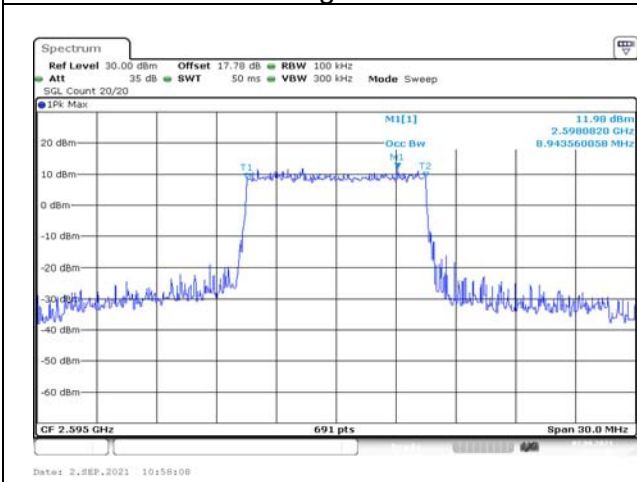


Fig.15

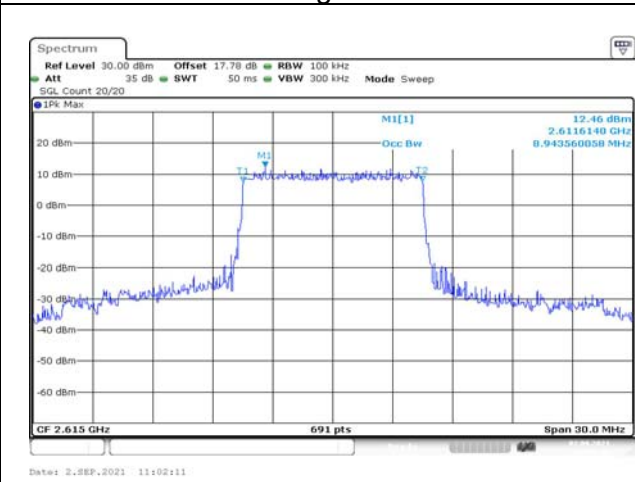


Fig.16

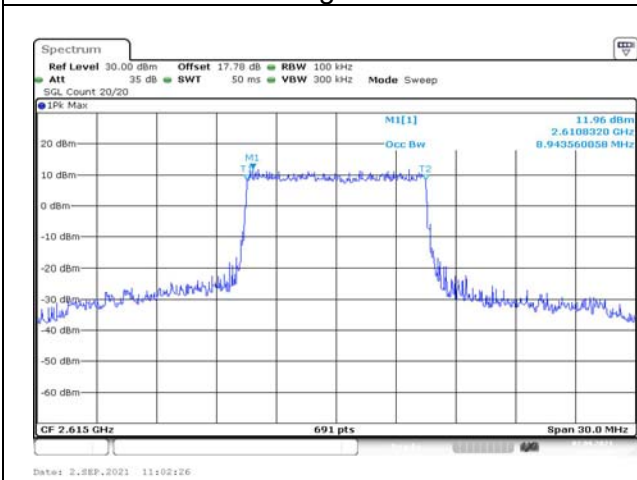


Fig.17

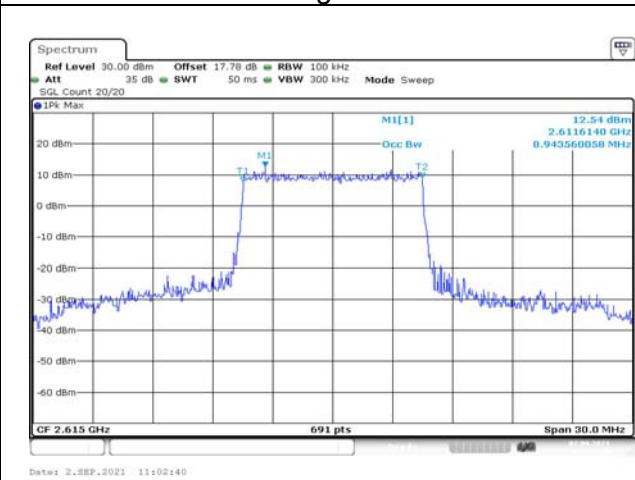


Fig.18

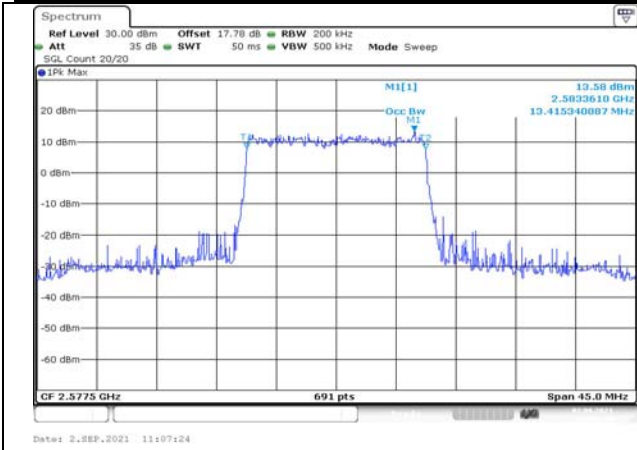


Fig.19

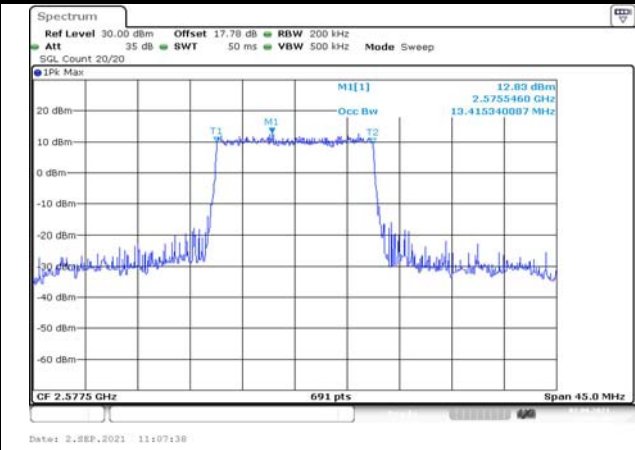


Fig.20

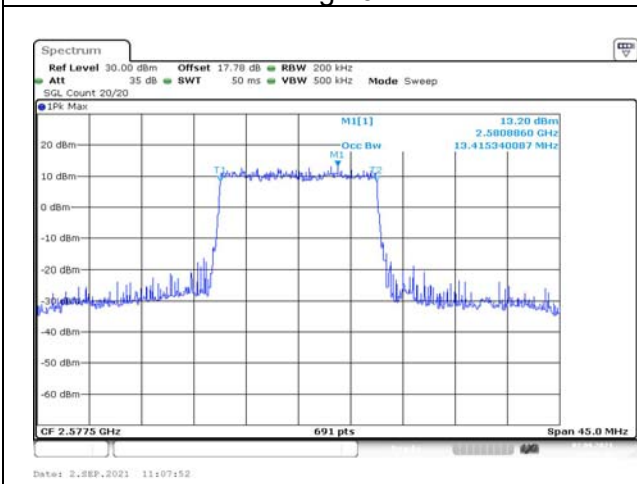


Fig.21

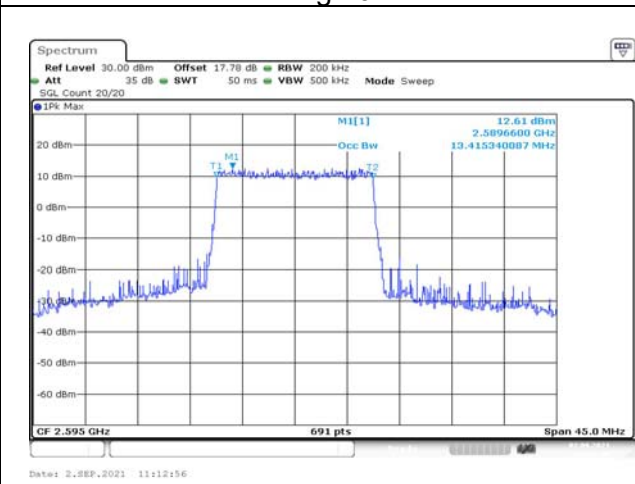


Fig.22

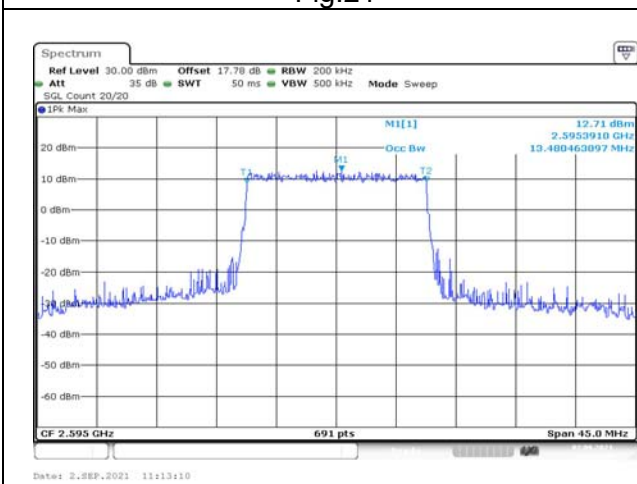


Fig.23

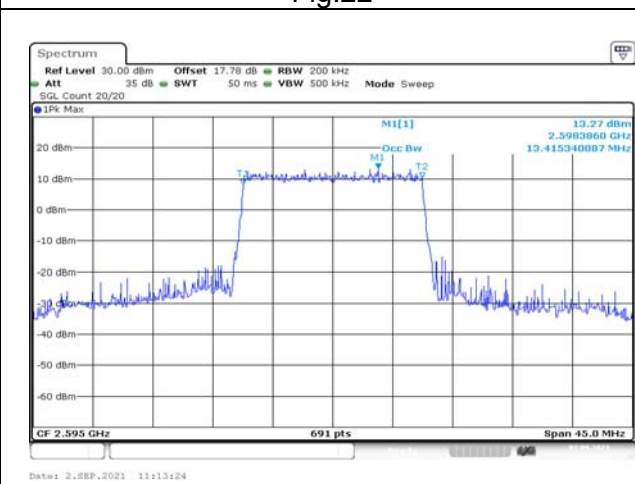


Fig.24

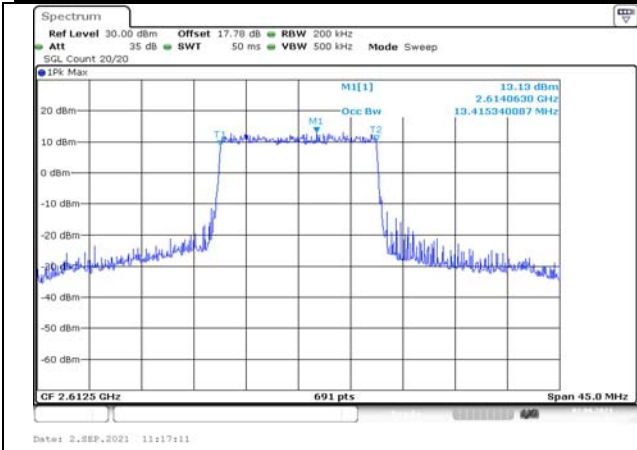


Fig.25

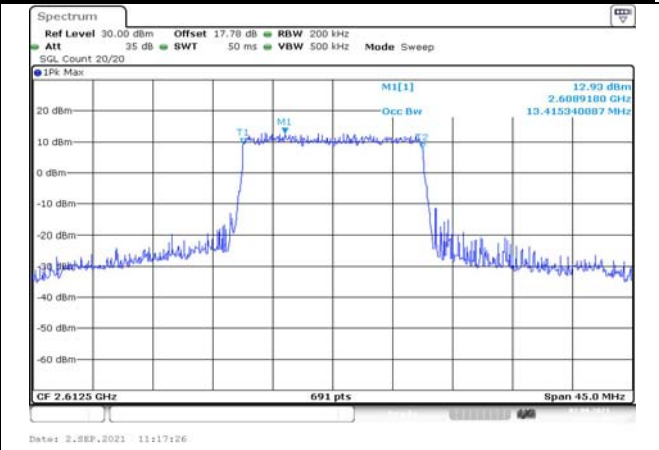


Fig.26

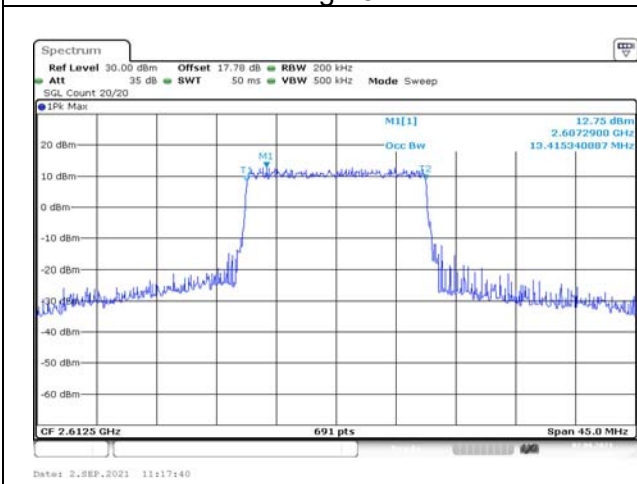


Fig.27

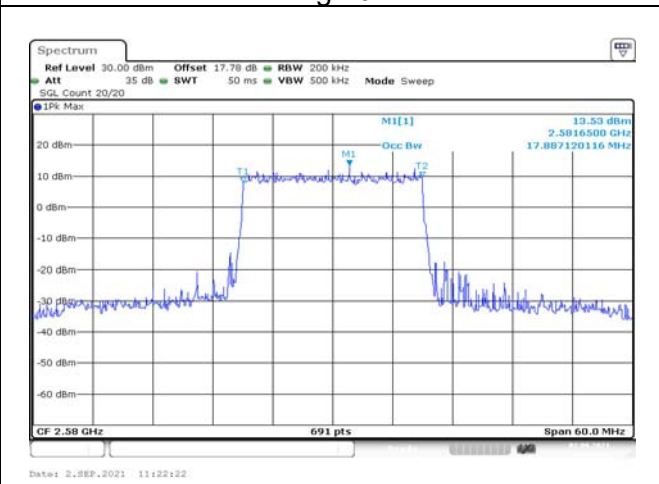


Fig.28

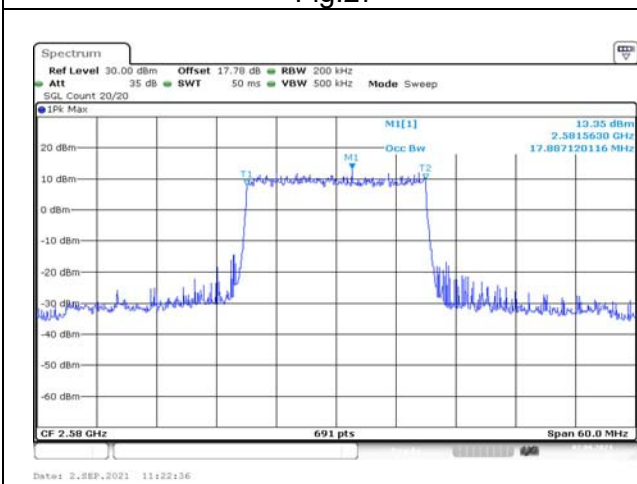


Fig.29

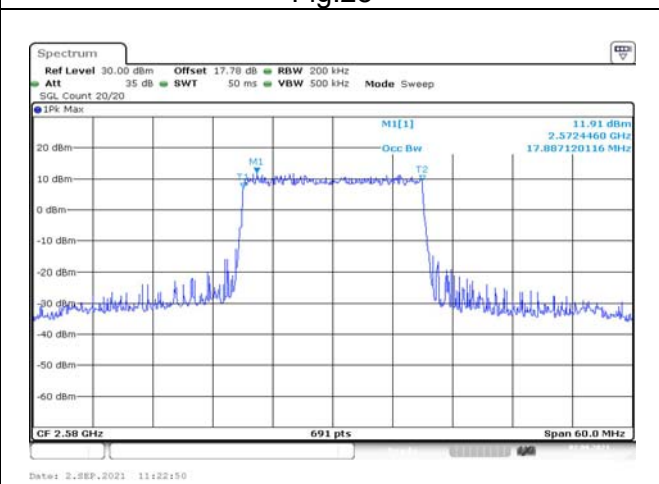


Fig.30

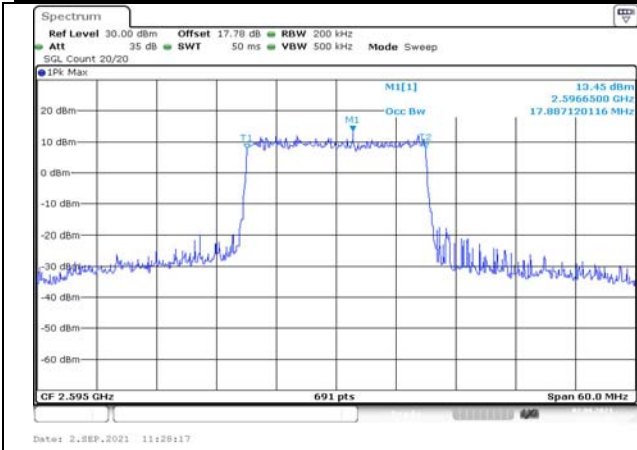


Fig.31

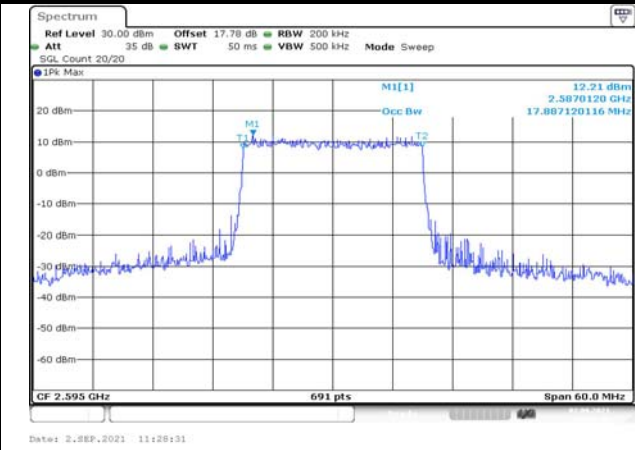


Fig.32

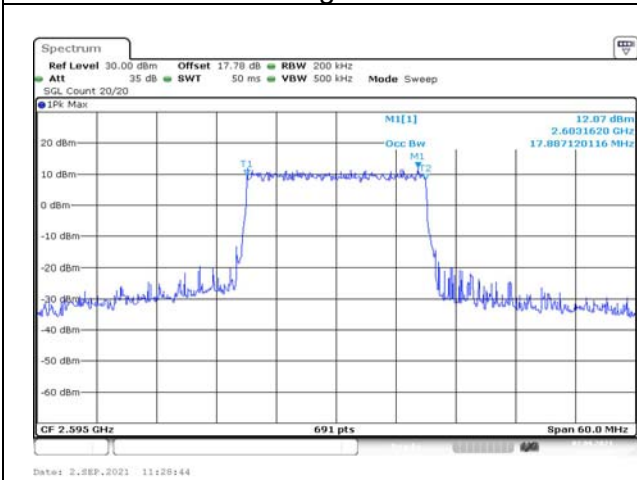


Fig.33

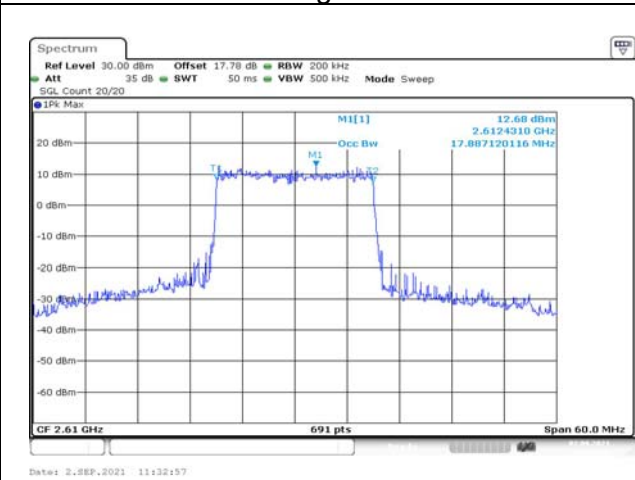


Fig.34

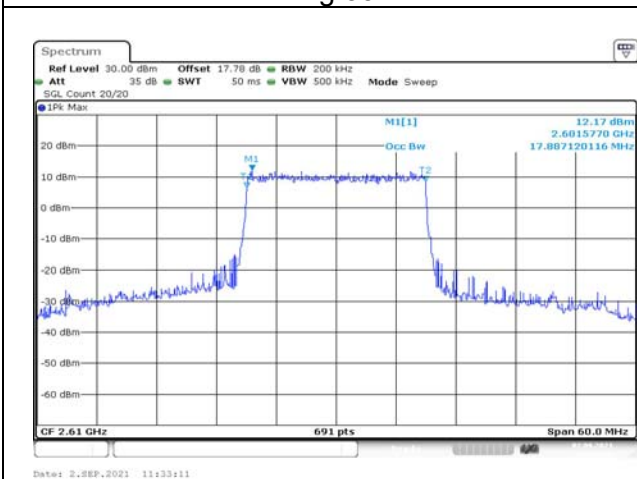


Fig.35

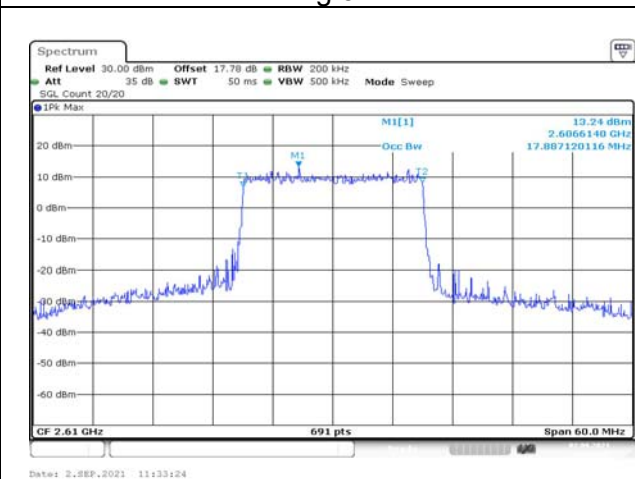


Fig.36

### 3 Emission Bandwidth

Band	Carrier frequency (MHz)	Channel	BW (MHz)	RB Size	RB Offset	Bandwidth of -26dB transmitter power (MHz)					
						QPSK		16-QAM		64-QAM	
38	2572.5	37775	5	25	0	4.819	Fig.1	4.841	Fig.2	4.863	Fig.3
	2595	38000		25	0	4.797	Fig.4	4.841	Fig.5	4.819	Fig.6
	2617.5	38225		25	0	4.906	Fig.7	4.776	Fig.8	4.884	Fig.9
	2575	37800	10	50	0	9.595	Fig.10	9.421	Fig.11	9.378	Fig.12
	2595	38000		50	0	9.551	Fig.13	9.465	Fig.14	9.595	Fig.15
	2615	38200		50	0	9.682	Fig.16	9.682	Fig.17	9.508	Fig.18
	2577.5	37825	15	75	0	14.457	Fig.19	14.392	Fig.20	14.392	Fig.21
	2595	38000		75	0	14.392	Fig.22	14.457	Fig.23	14.392	Fig.24
	2612.5	38175		75	0	14.392	Fig.25	14.392	Fig.26	14.392	Fig.27
	2580	37850	20	100	0	18.929	Fig.28	19.016	Fig.29	19.103	Fig.30
	2595	38000		100	0	19.103	Fig.31	18.929	Fig.32	19.016	Fig.33
	2610	38150		100	0	19.103	Fig.34	18.929	Fig.35	18.842	Fig.36



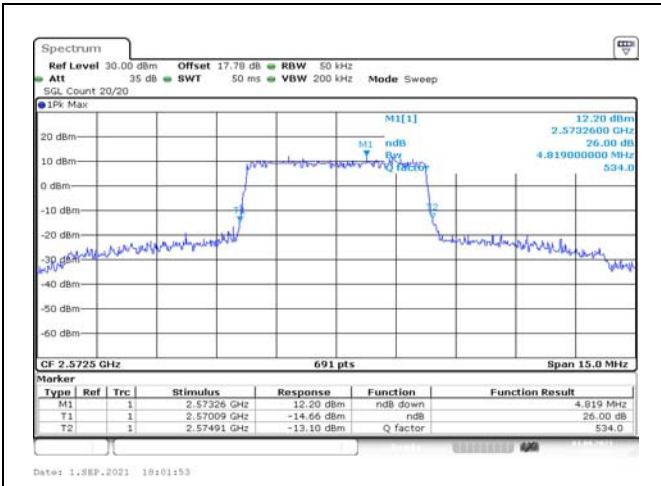


Fig.1

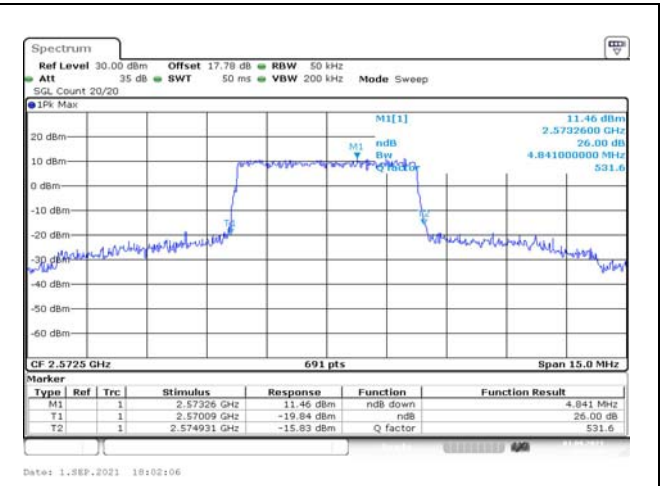


Fig.2

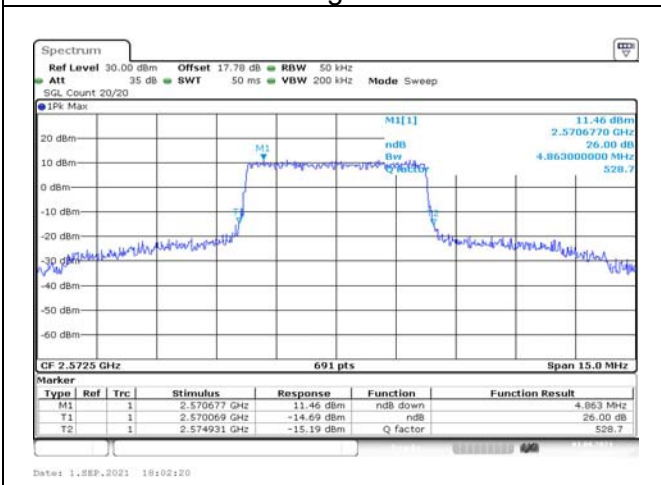


Fig.3

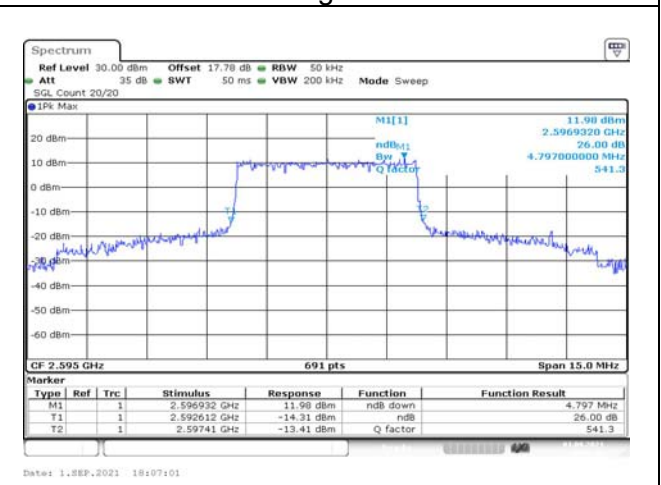


Fig.4

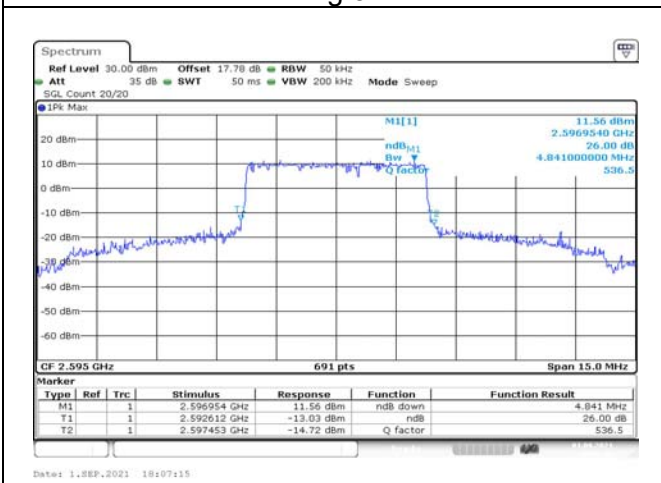


Fig.5

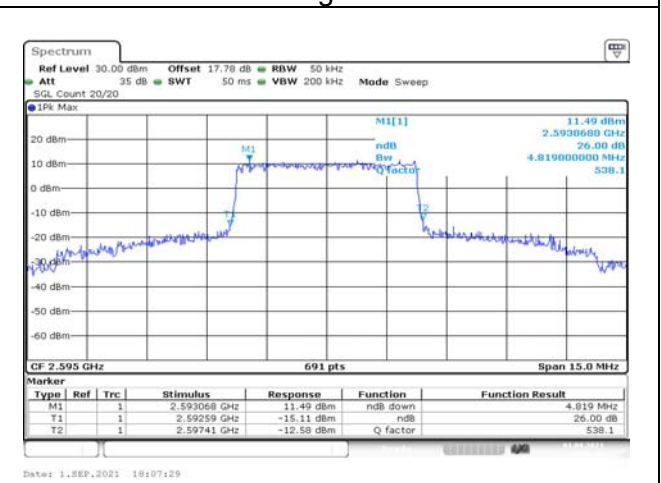


Fig.6

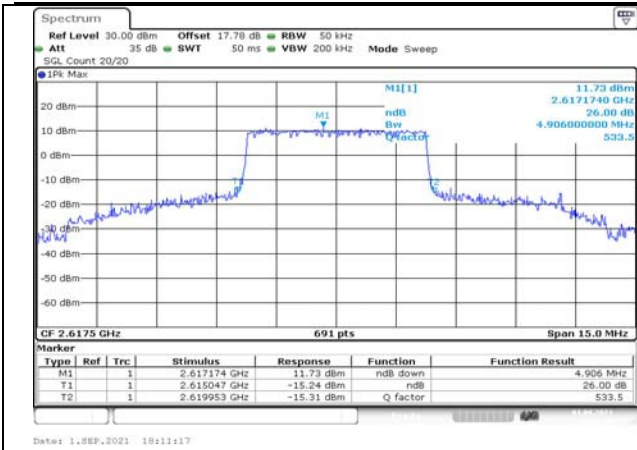


Fig.7

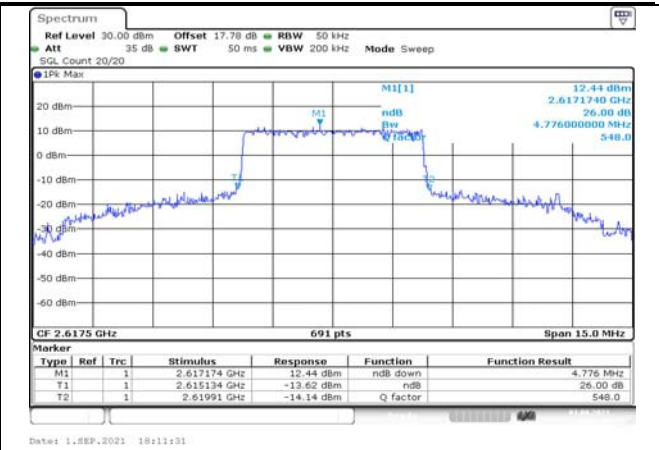


Fig.8

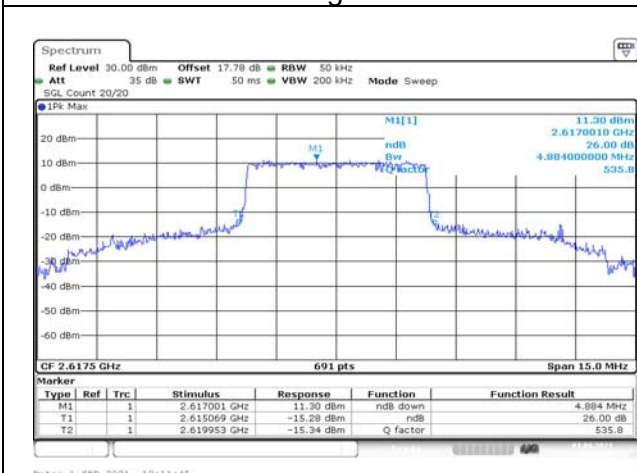


Fig.9

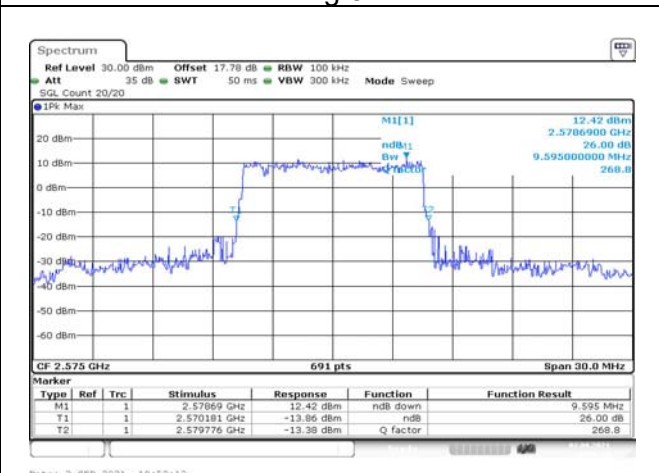


Fig.10

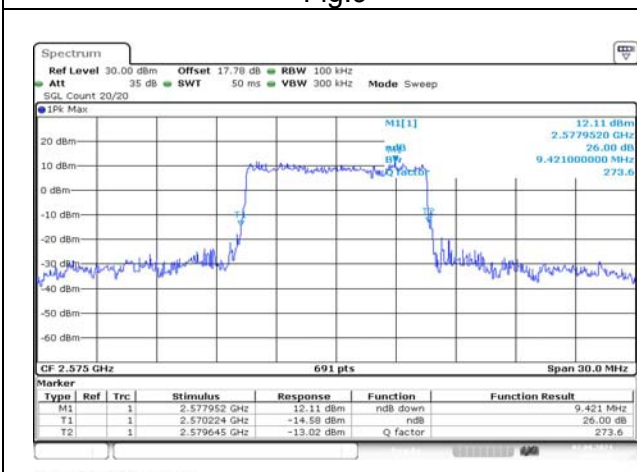


Fig.11

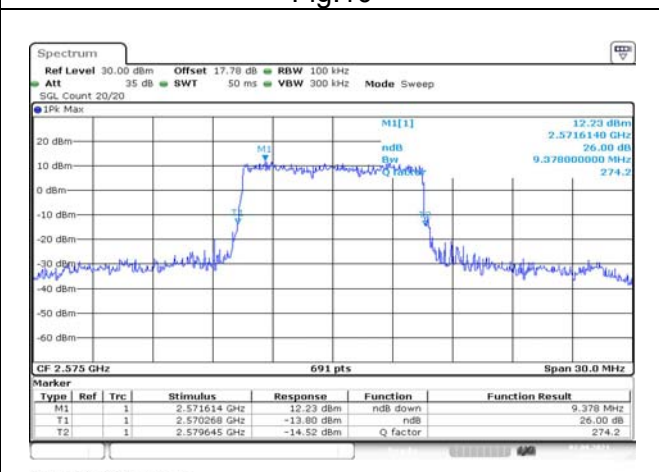


Fig.12

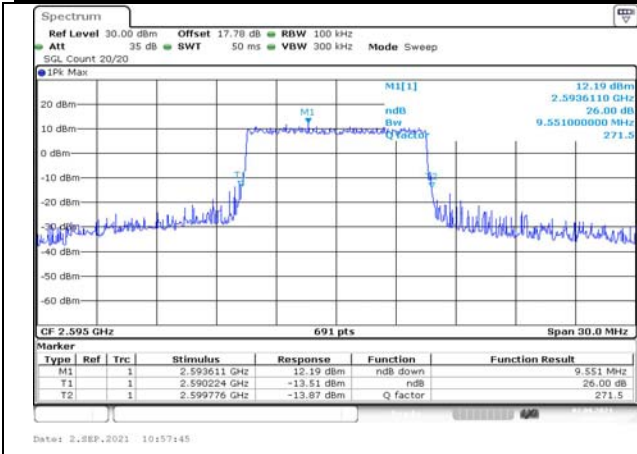


Fig. 13

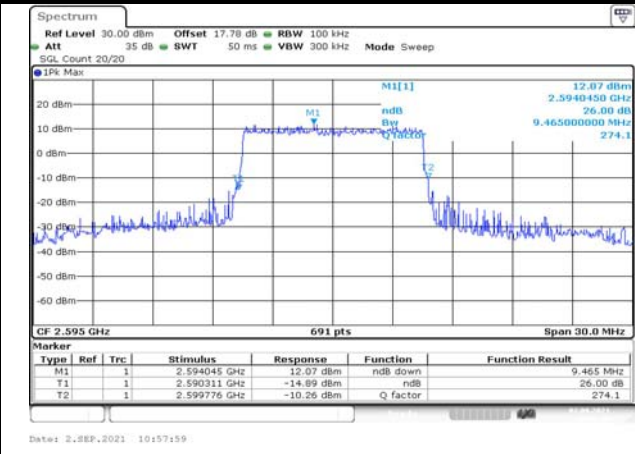


Fig. 14

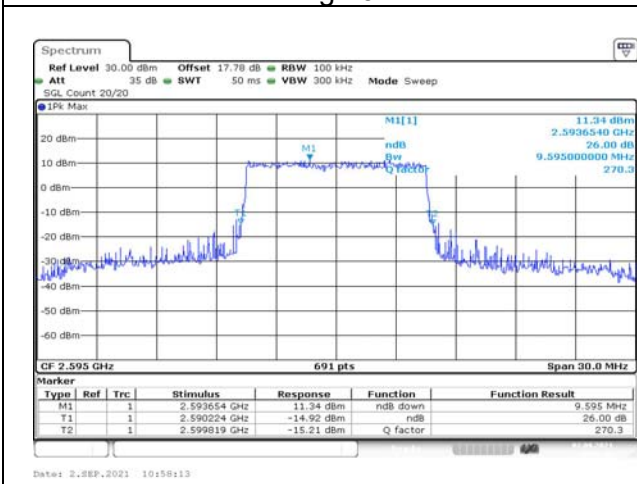


Fig. 15

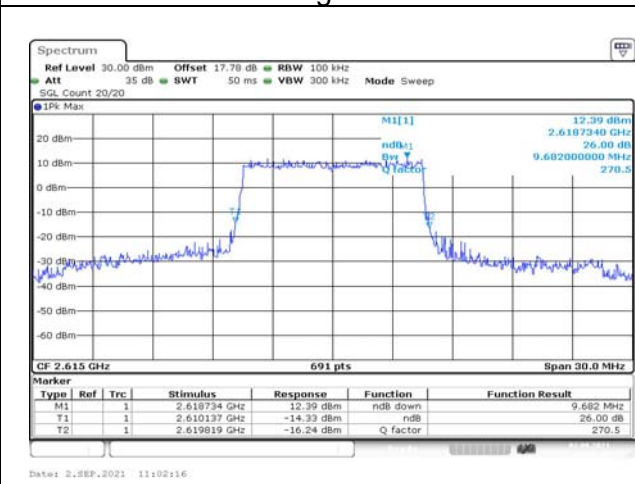


Fig. 16

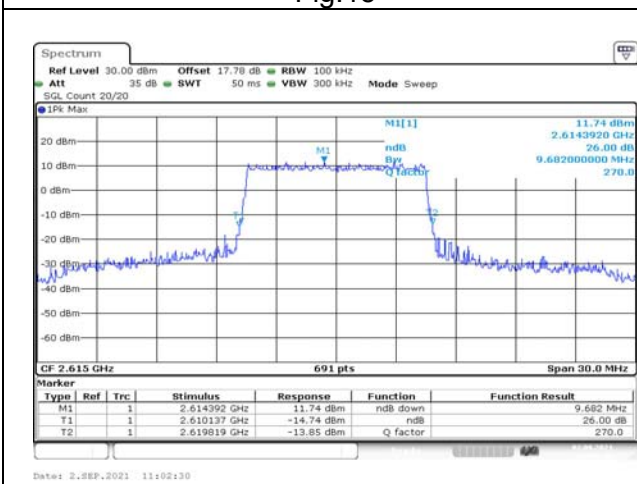


Fig. 17

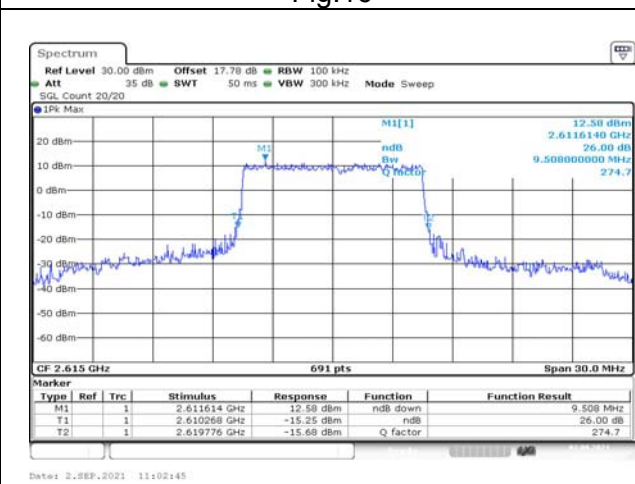


Fig. 18

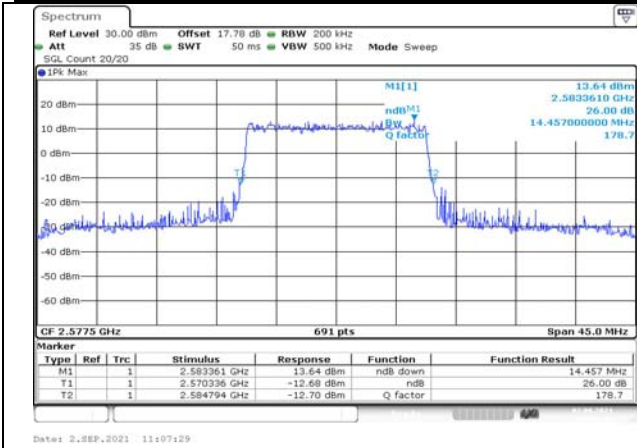


Fig.19

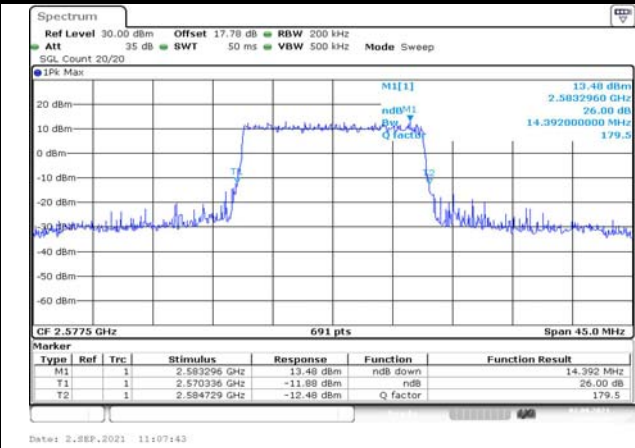


Fig.20

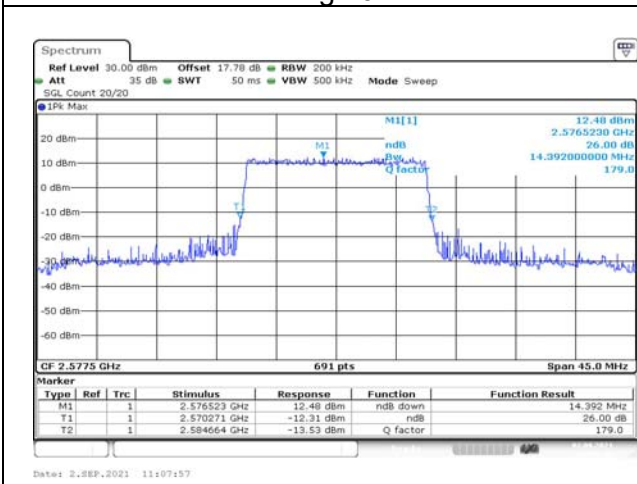


Fig.21

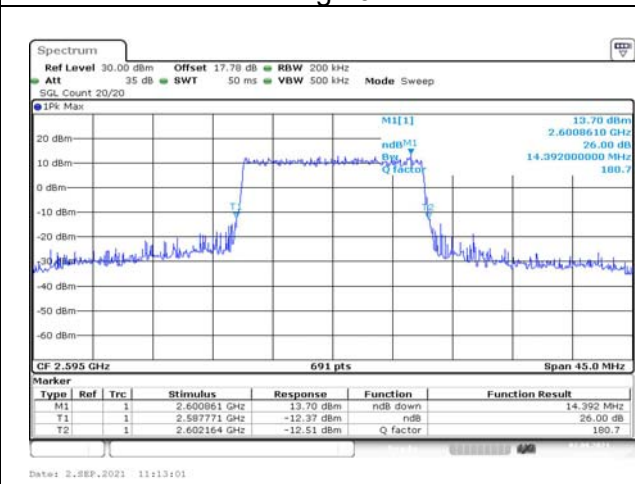


Fig.22

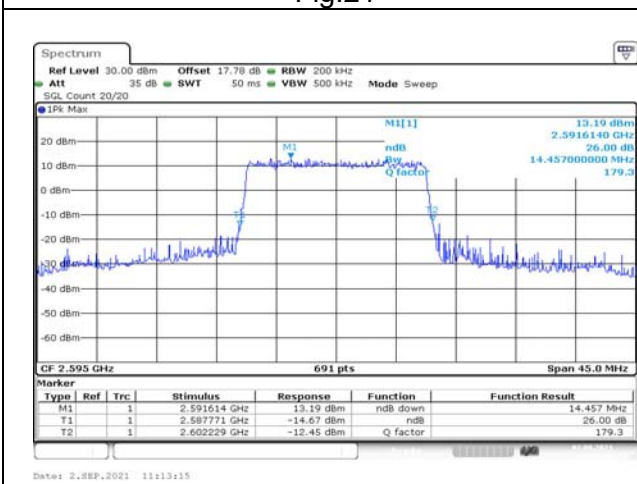


Fig.23

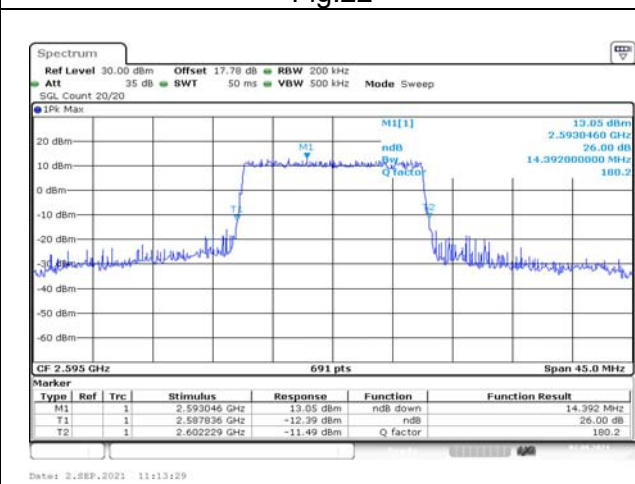


Fig.24

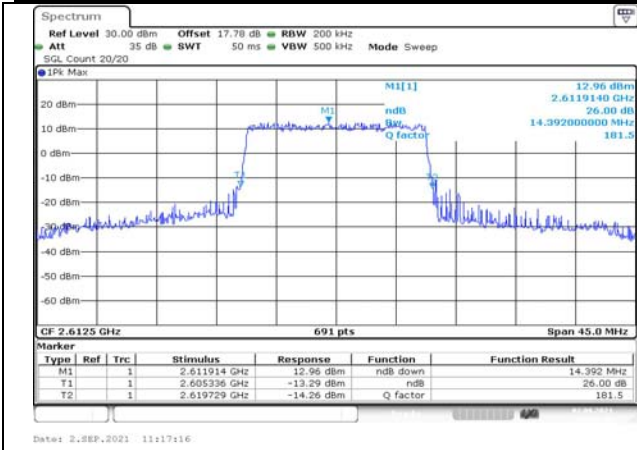


Fig.25

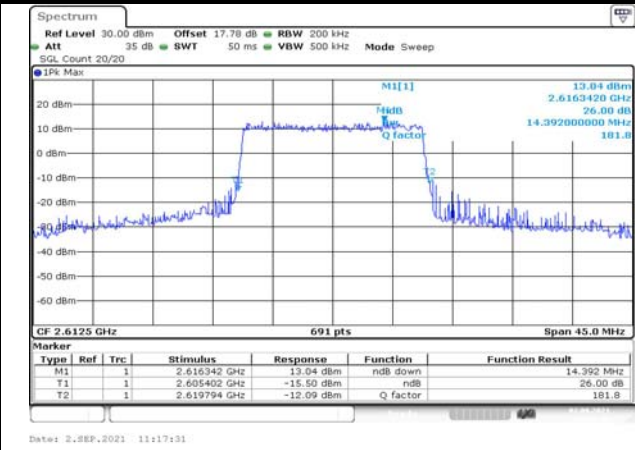


Fig.26

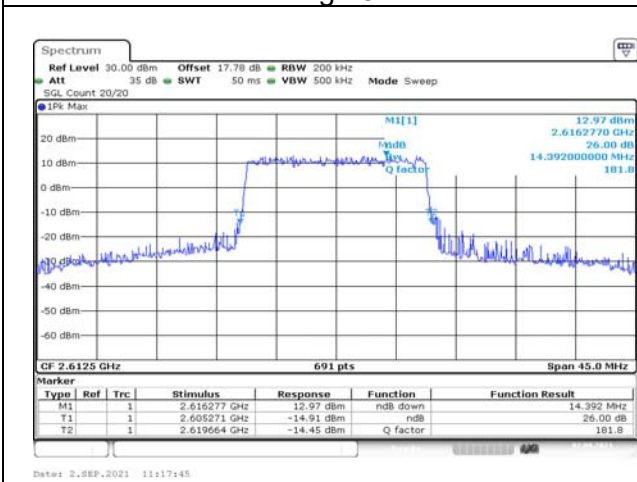


Fig.27

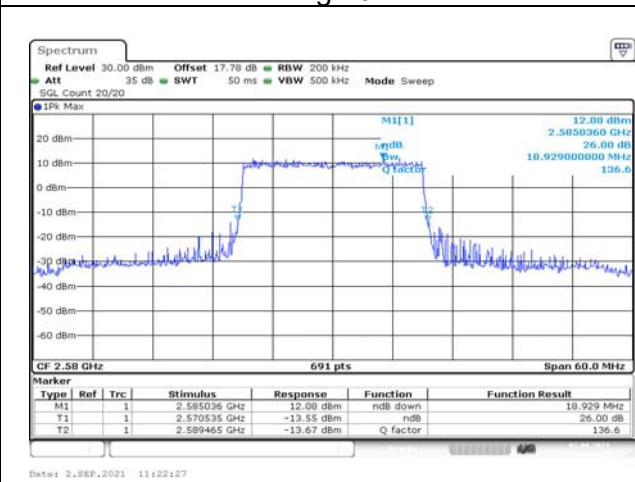


Fig.28

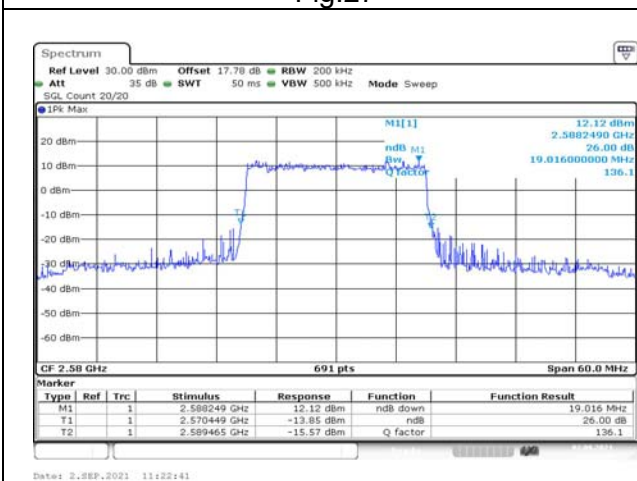


Fig.29

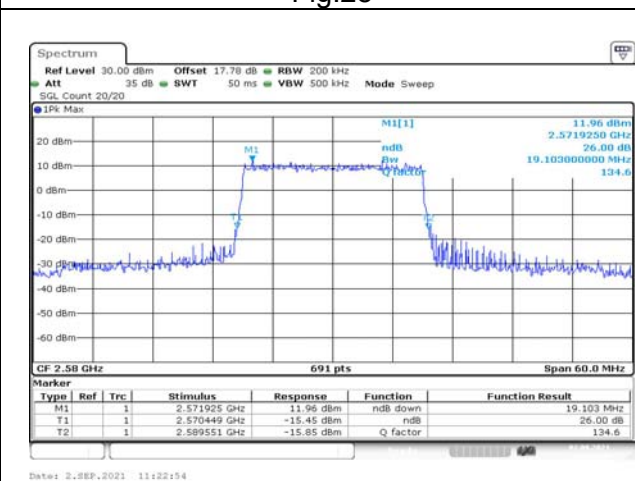


Fig.30

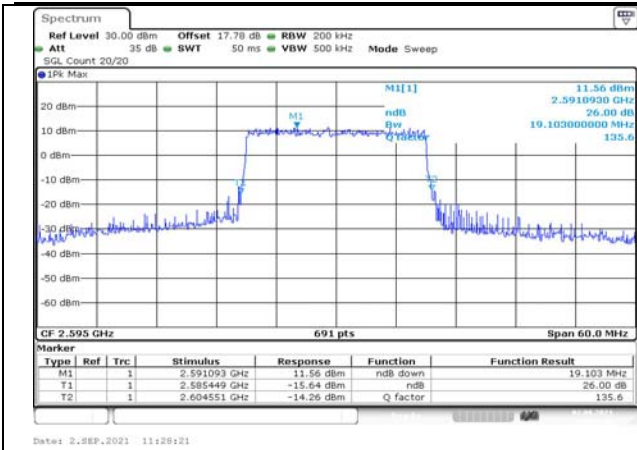


Fig.31

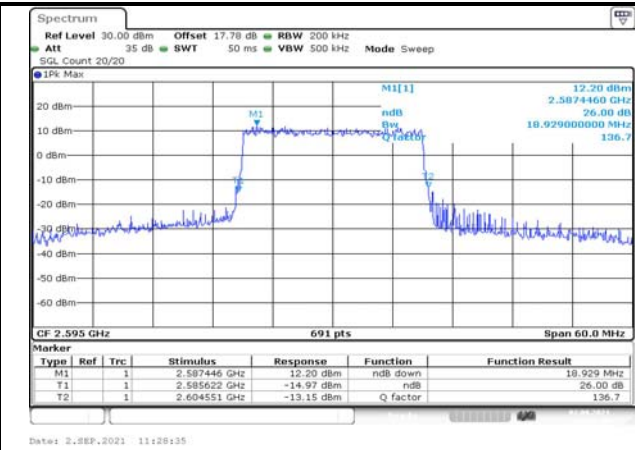


Fig.32

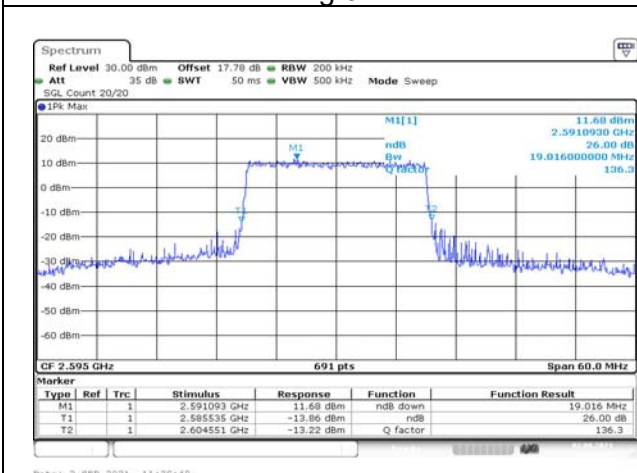


Fig.33

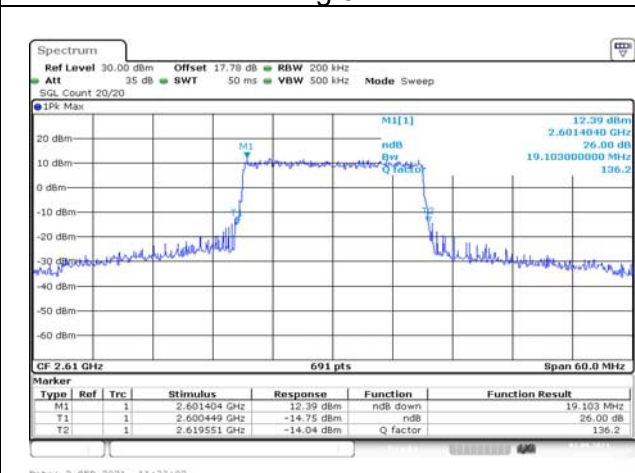


Fig.34

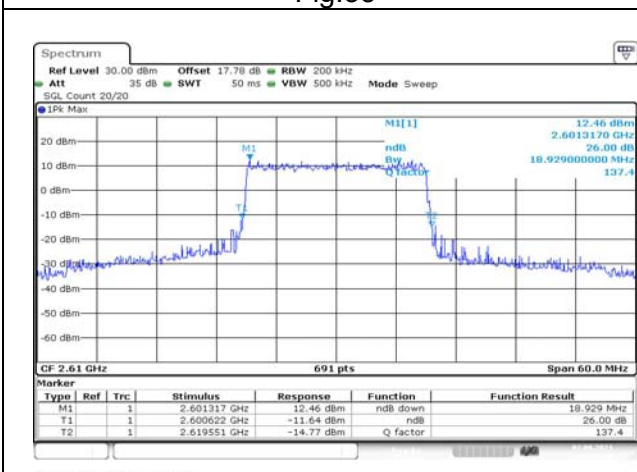


Fig.35

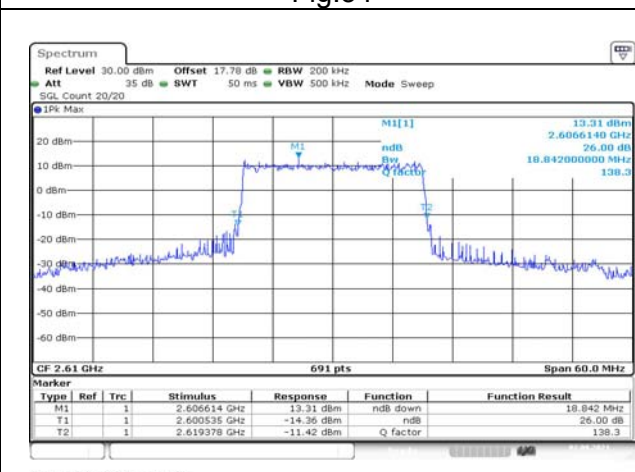


Fig.36

#### 4 Peak-Average Ratio

Band	Carrier frequency (MHz)	Channel	BW (MHz)	RB Size	RB Offset	QPSK	16-QAM	64-QAM
38	2572.5	37775	5	1	24	Fig.1	Fig.2	Fig.3
	2572.5	37775		25	0	Fig.4	Fig.5	Fig.6
	2595	38000		1	24	Fig.7	Fig.8	Fig.9
	2595	38000		25	0	Fig.10	Fig.11	Fig.12
	2617.5	38225		1	24	Fig.13	Fig.14	Fig.15
	2617.5	38225		25	0	Fig.16	Fig.17	Fig.18
	2575	37800	10	1	49	Fig.19	Fig.20	Fig.21
	2575	37800		50	0	Fig.22	Fig.23	Fig.24
	2595	38000		1	49	Fig.25	Fig.26	Fig.27
	2595	38000		50	0	Fig.28	Fig.29	Fig.30
	2615	38200		1	49	Fig.31	Fig.32	Fig.33
	2615	38200		50	0	Fig.34	Fig.35	Fig.36
	2577.5	37825	15	1	74	Fig.37	Fig.38	Fig.39
	2577.5	37825		75	0	Fig.40	Fig.41	Fig.42
	2595	38000		1	74	Fig.43	Fig.44	Fig.45
	2595	38000		75	0	Fig.46	Fig.47	Fig.48
	2612.5	38175		1	74	Fig.49	Fig.50	Fig.51
	2612.5	38175		75	0	Fig.52	Fig.53	Fig.54
	2580	37850	20	1	99	Fig.55	Fig.56	Fig.57
	2580	37850		100	0	Fig.58	Fig.59	Fig.60
	2595	38000		1	99	Fig.61	Fig.62	Fig.63
	2595	38000		100	0	Fig.64	Fig.65	Fig.66
	2610	38150		1	99	Fig.67	Fig.68	Fig.69
	2610	38150		100	0	Fig.70	Fig.71	Fig.72

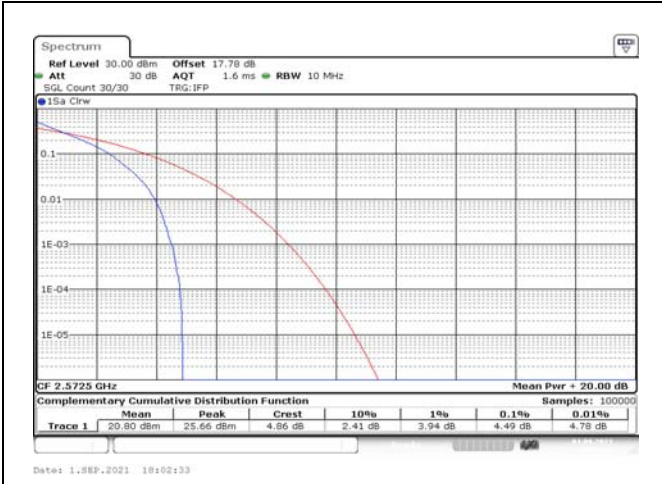


Fig.1

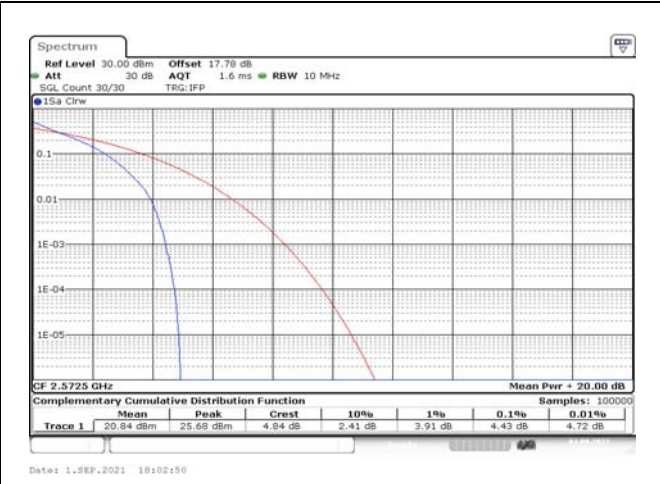


Fig.2

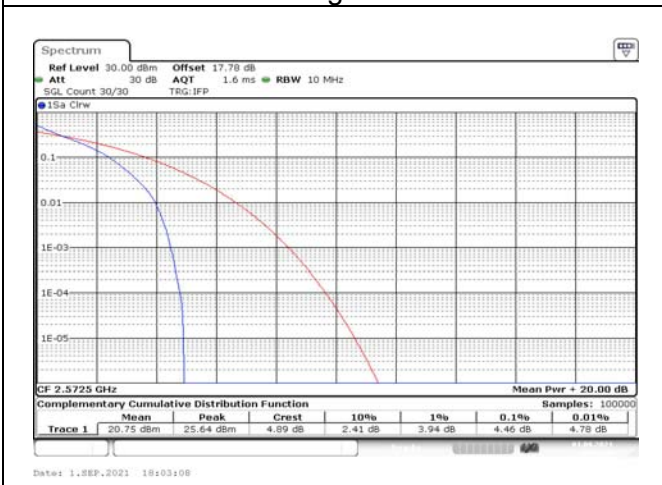


Fig.3

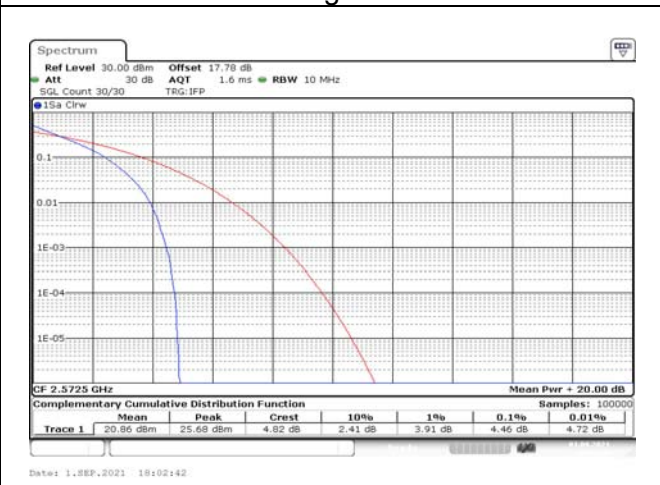


Fig.4

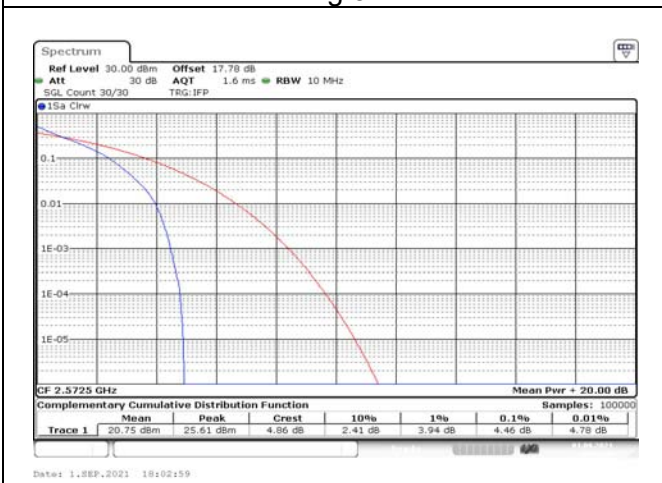


Fig.5

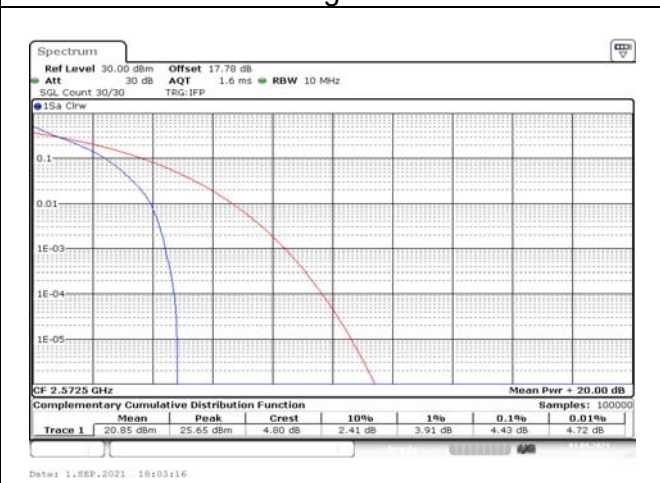


Fig.6



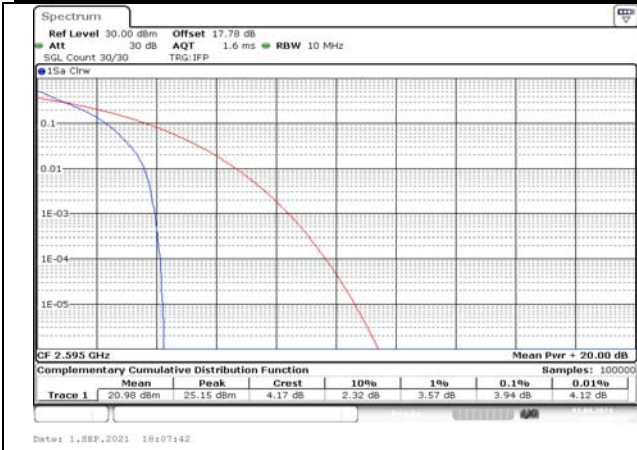


Fig.7



Fig.8

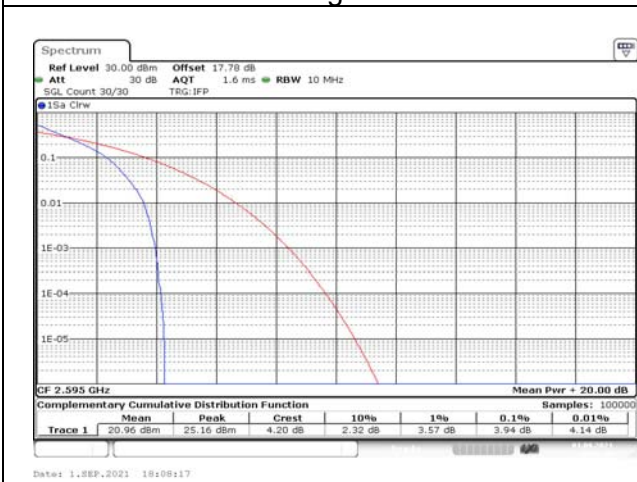


Fig.9

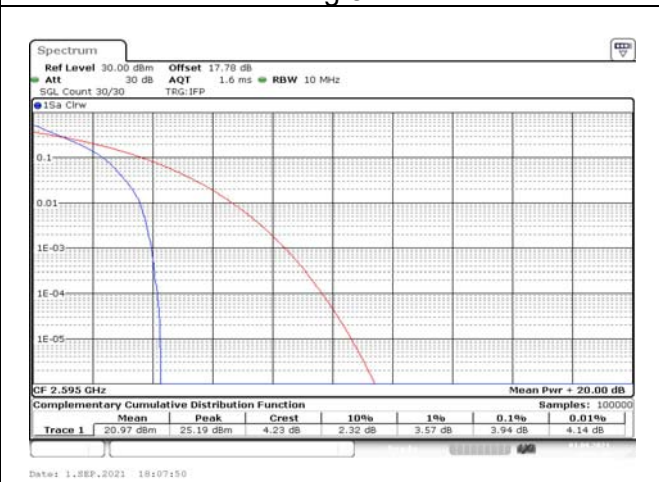


Fig.10

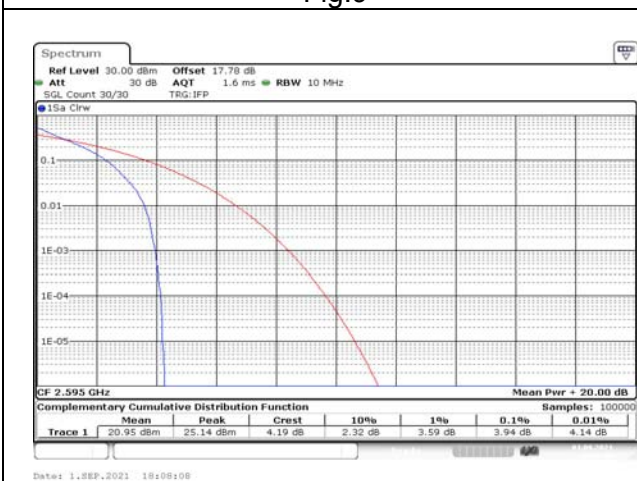


Fig.11

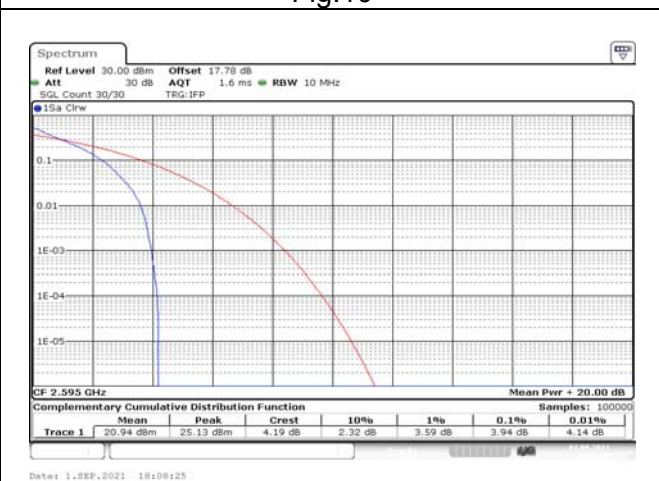


Fig.12



Fig.13



Fig.14

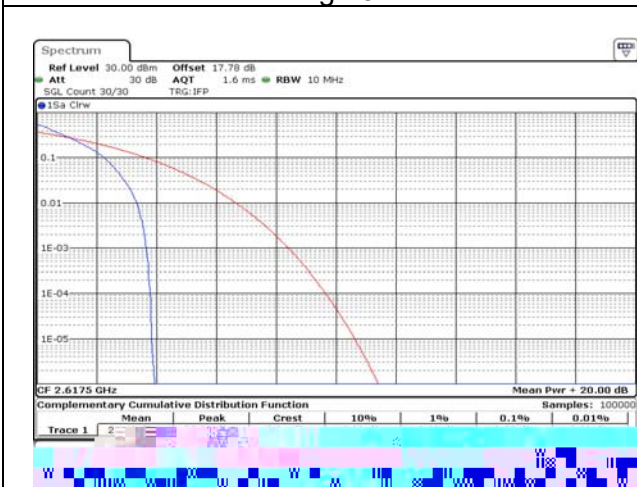


Fig.15




Fig.16

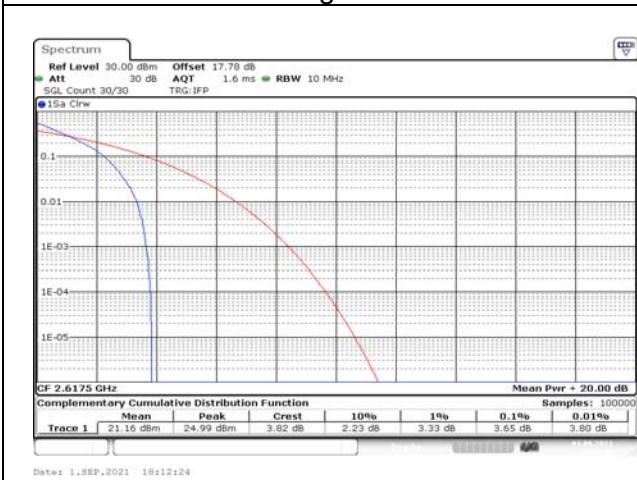


Fig.17

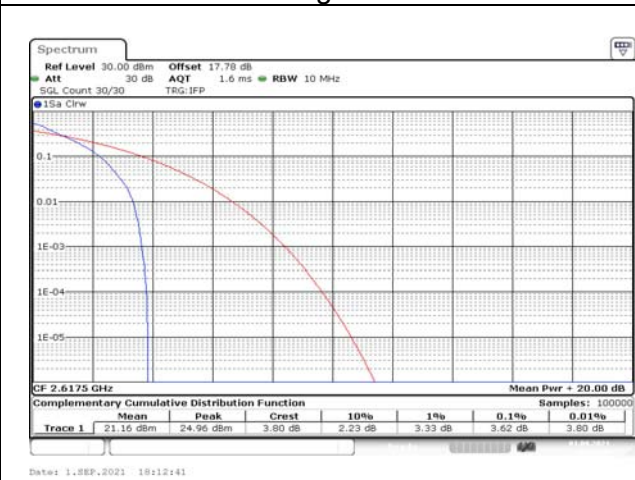


Fig.18

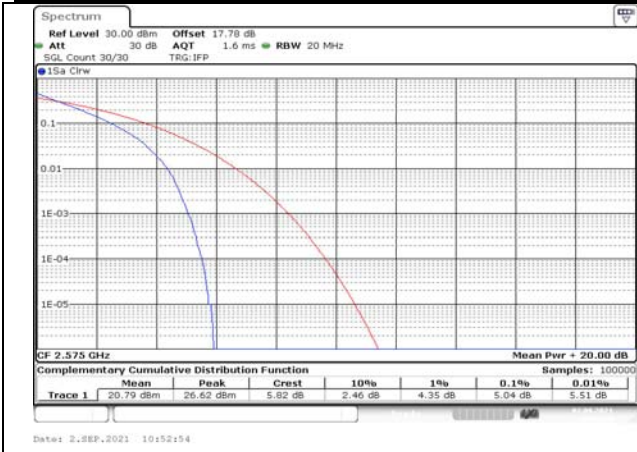


Fig.19

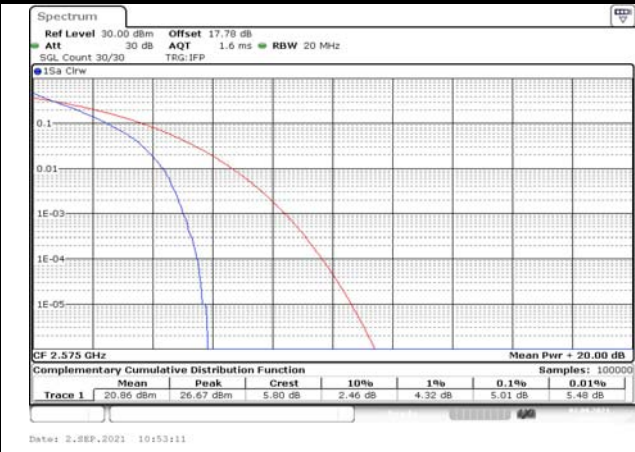


Fig.20

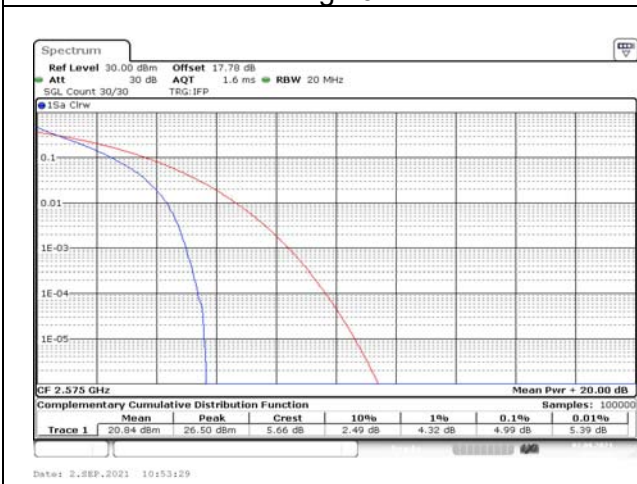


Fig.21

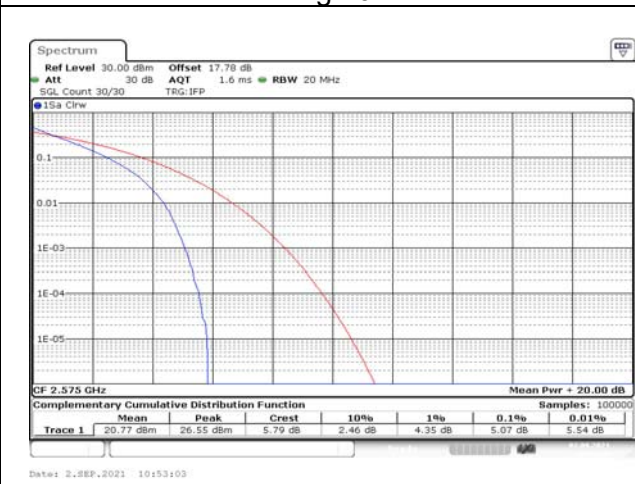


Fig.22

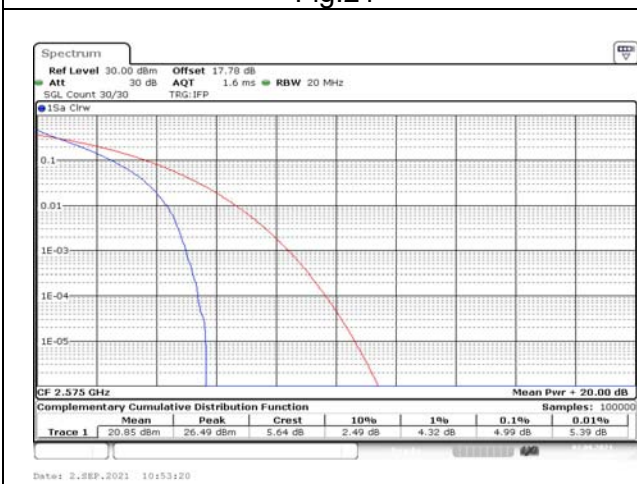


Fig.23

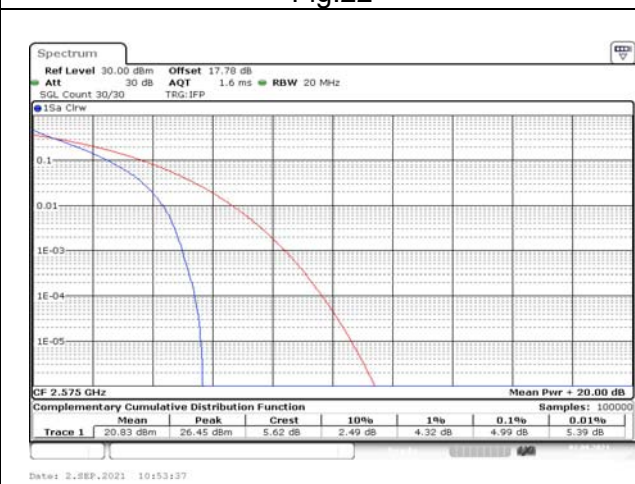


Fig.24



Fig.25

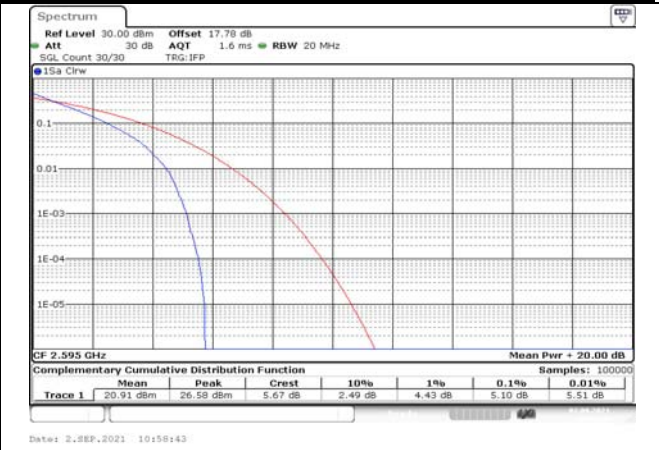


Fig.26

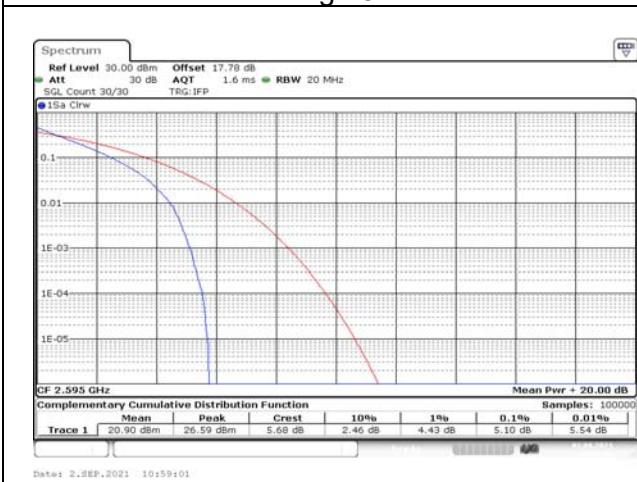


Fig.27

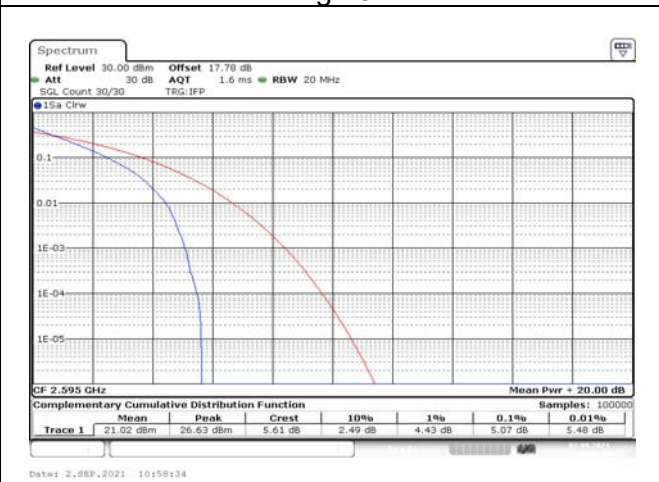


Fig.28

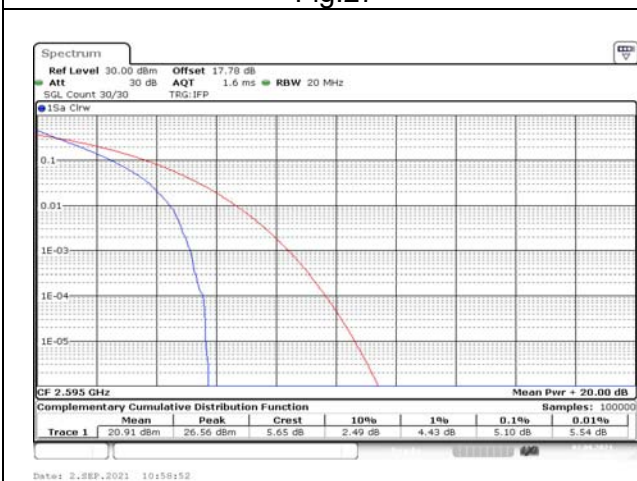


Fig.29

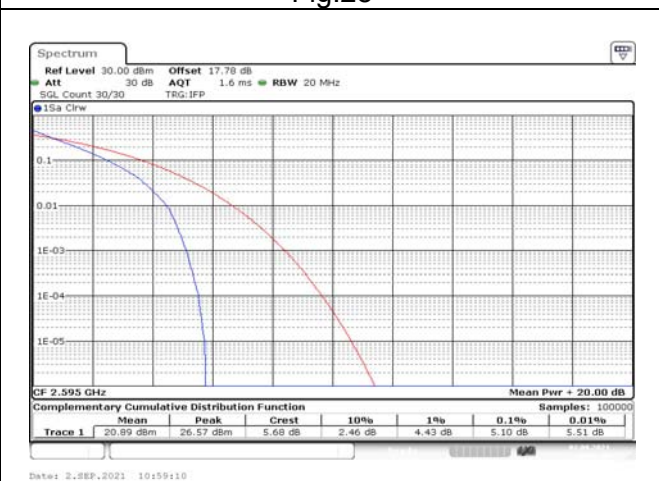


Fig.30

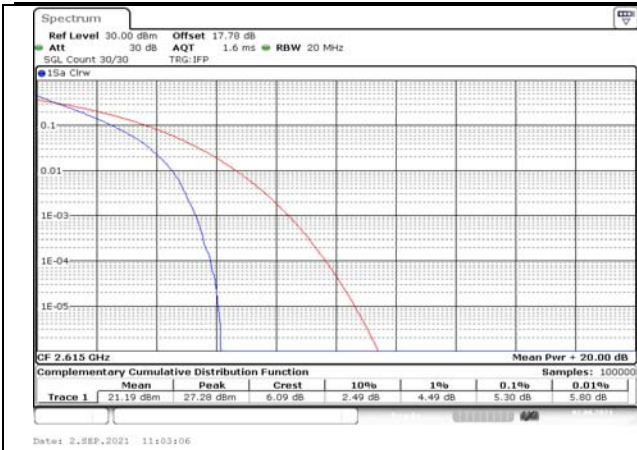


Fig.31

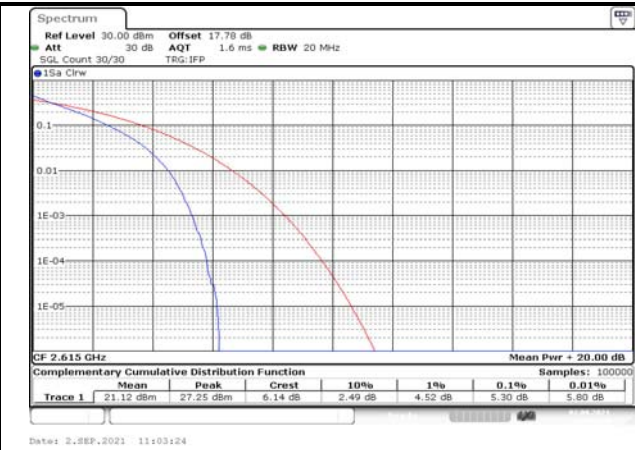


Fig.32

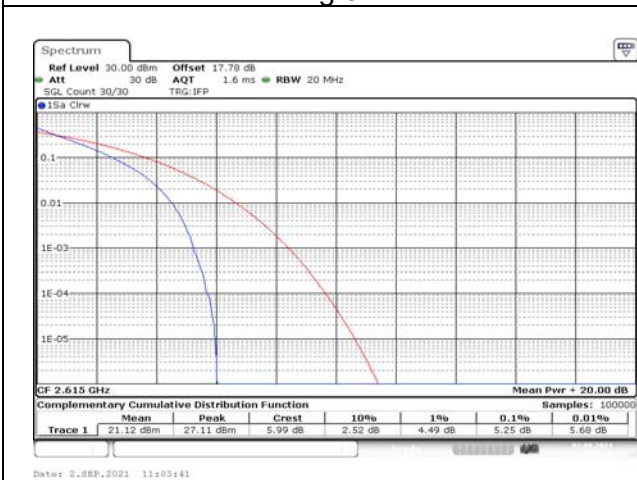


Fig.33

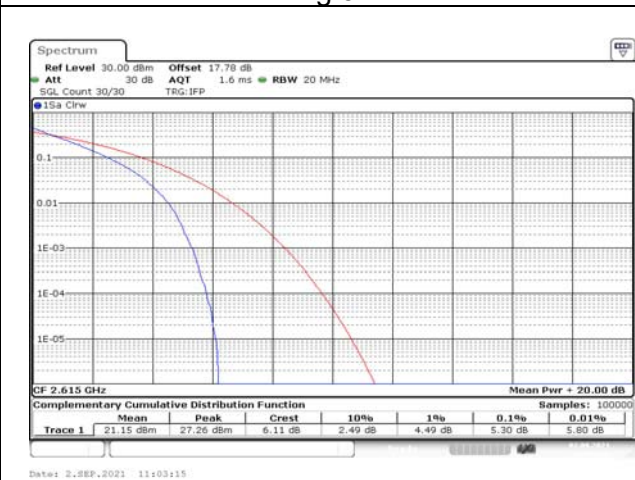


Fig.34

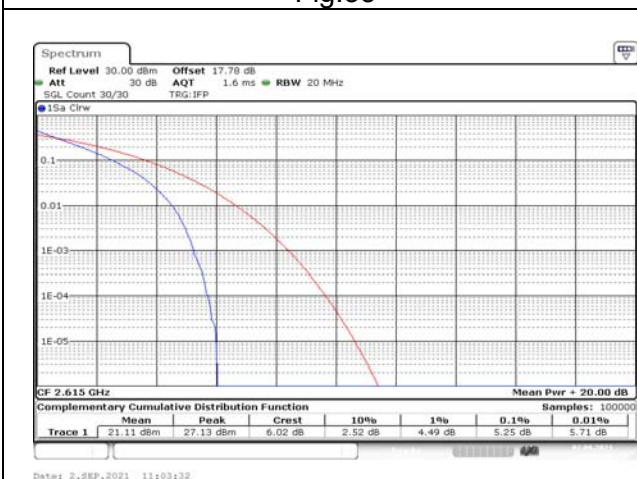


Fig.35

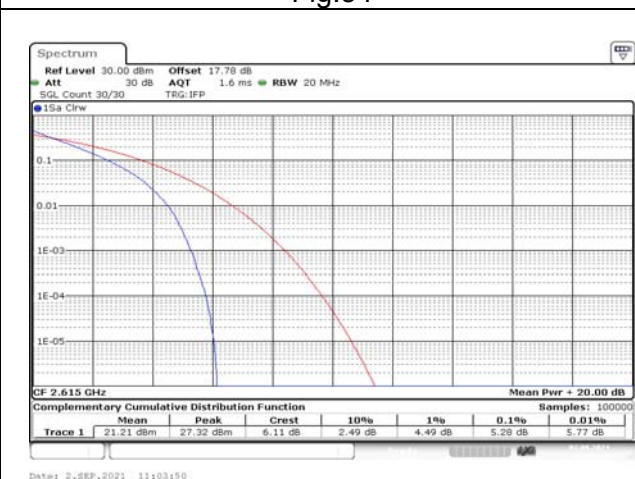


Fig.36

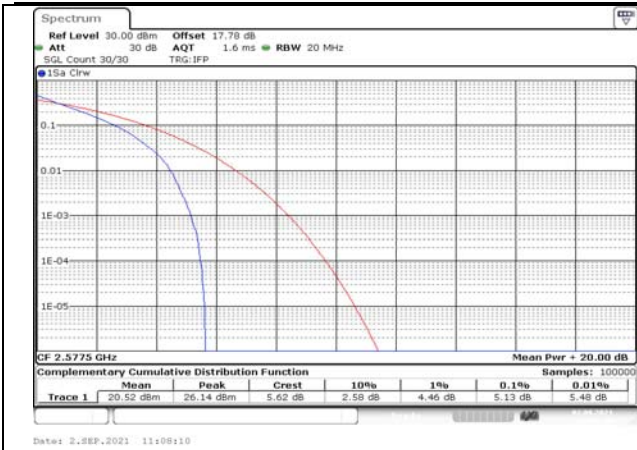


Fig.37

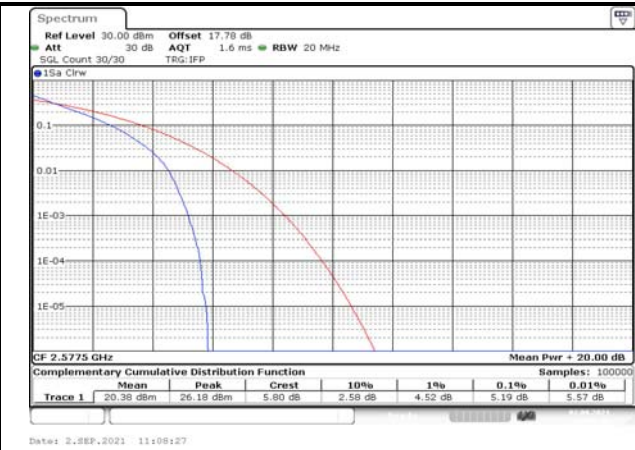


Fig.38

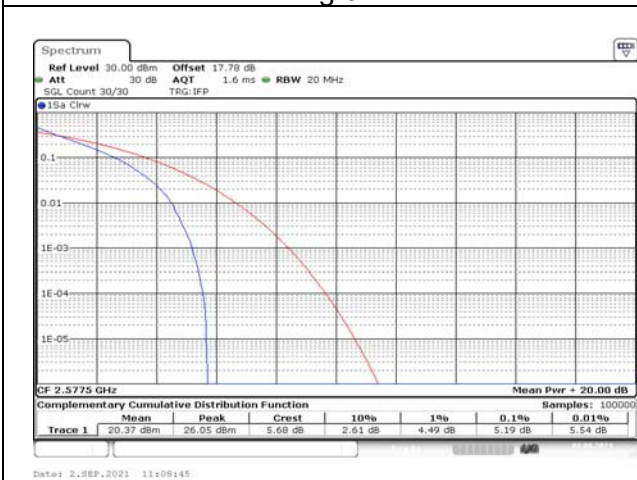


Fig.39

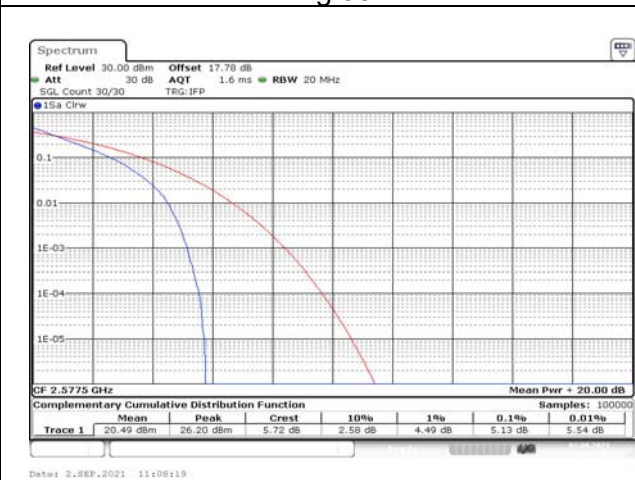


Fig.40

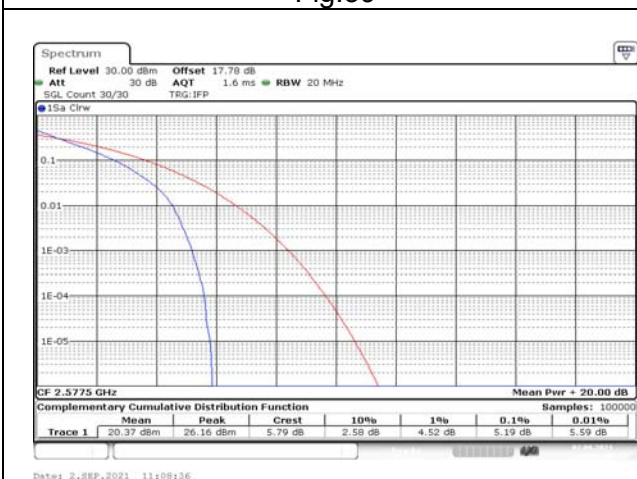


Fig.41

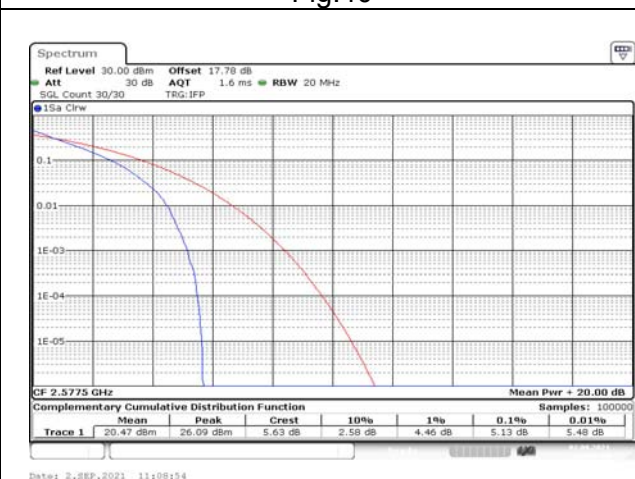


Fig.42

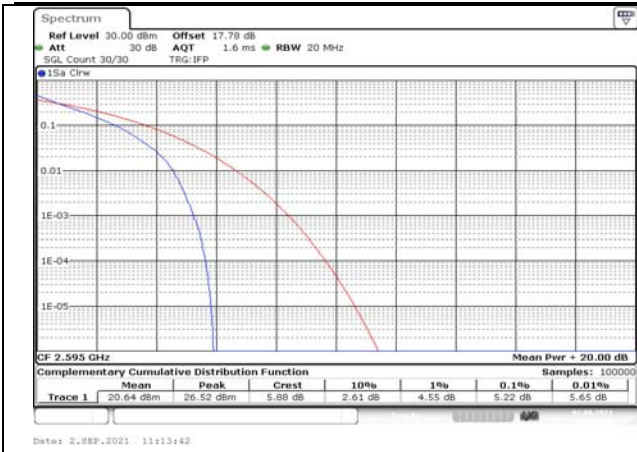


Fig.43

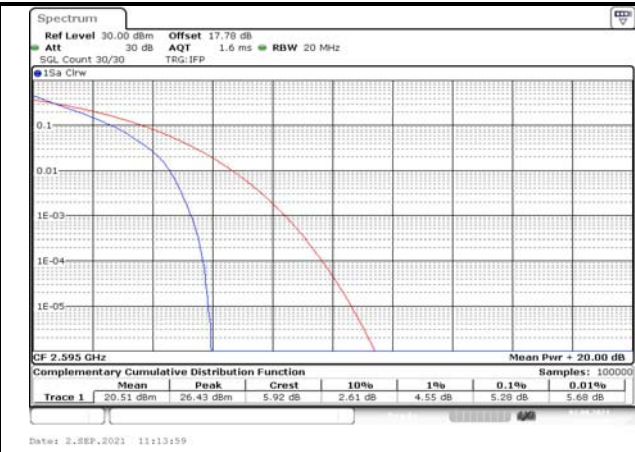


Fig.44

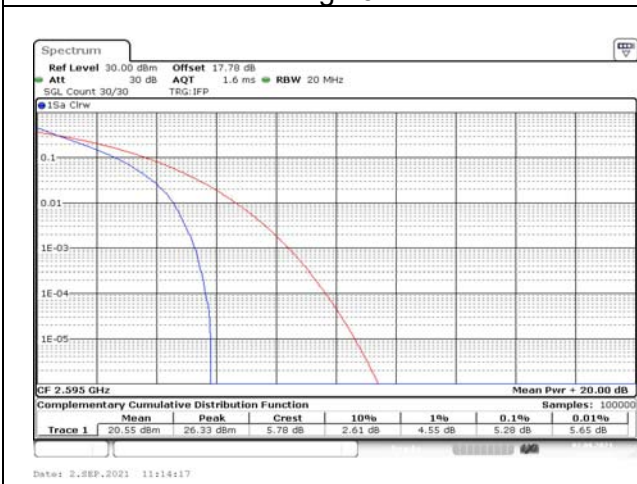


Fig.45

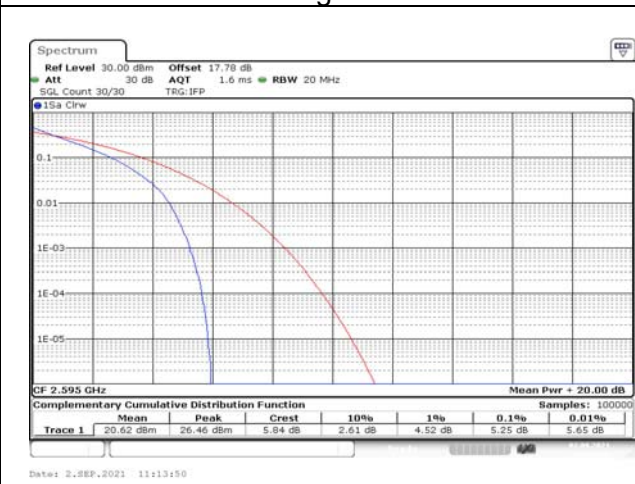


Fig.46

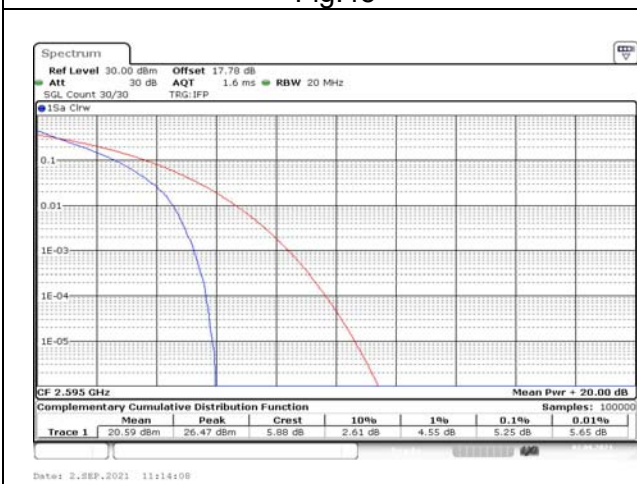


Fig.47

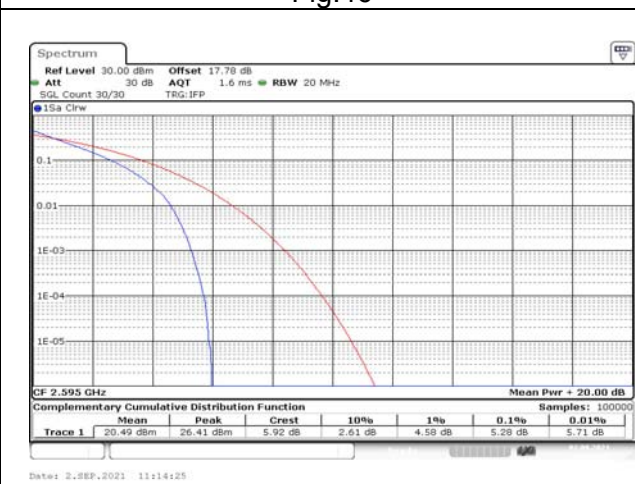


Fig.48



Fig.49

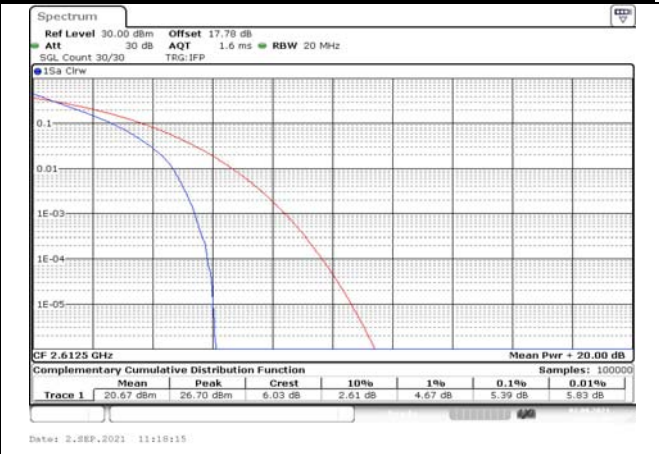


Fig.50

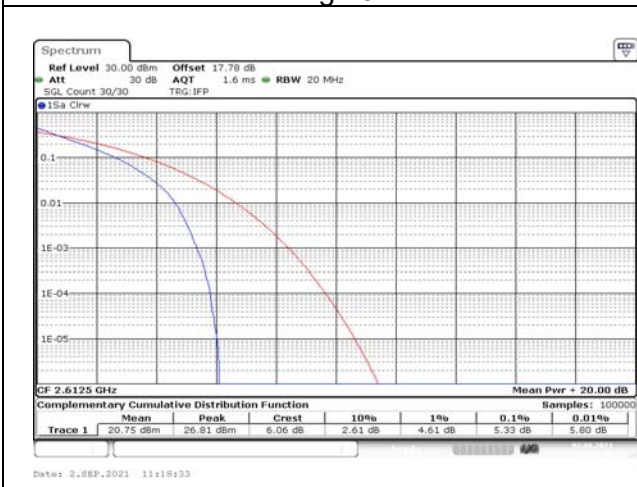


Fig.51

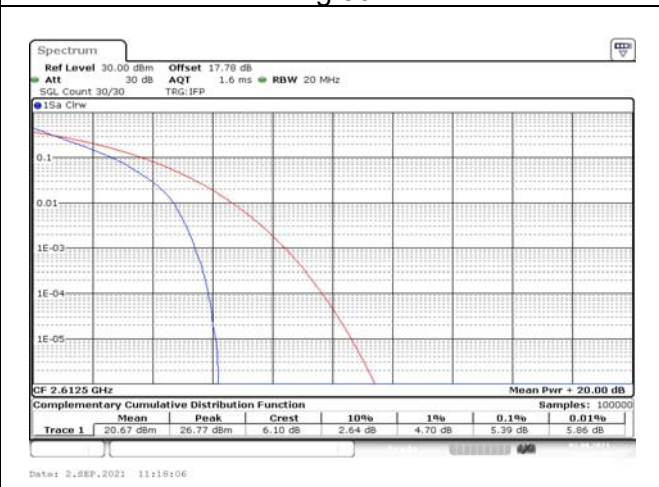


Fig.52

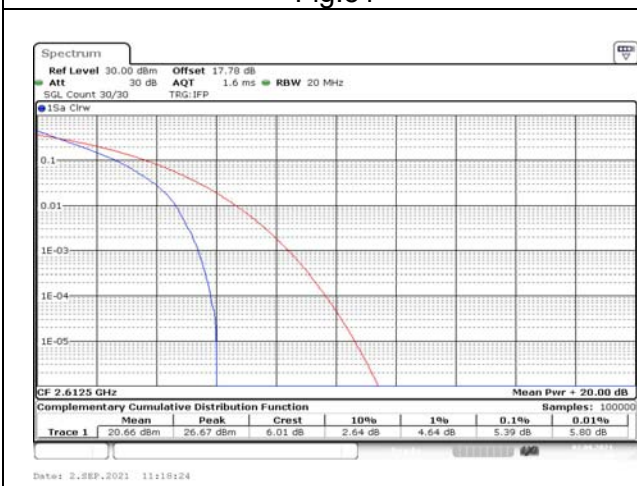


Fig.53

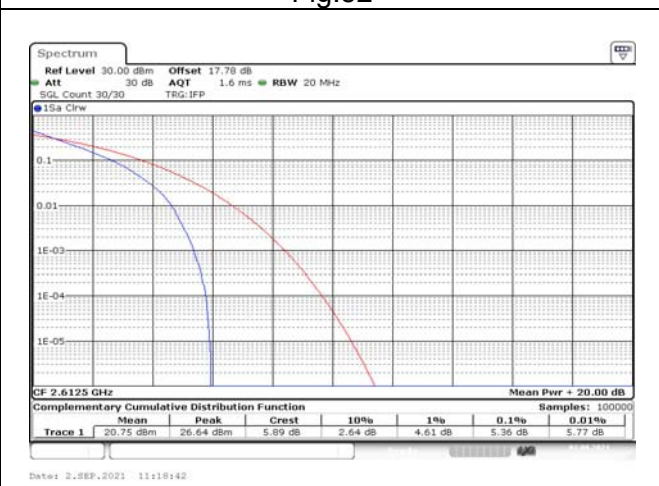


Fig.54



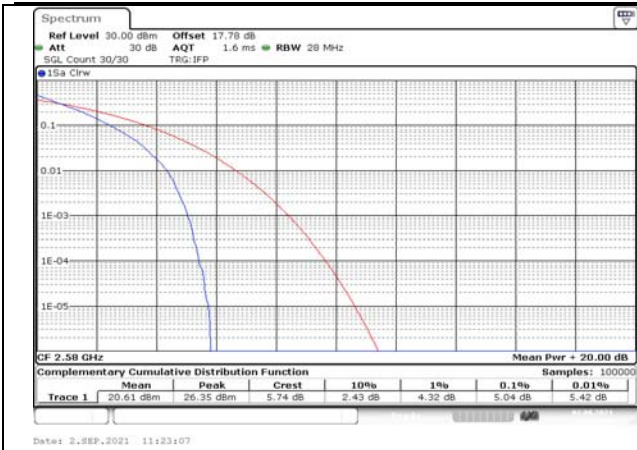


Fig.55

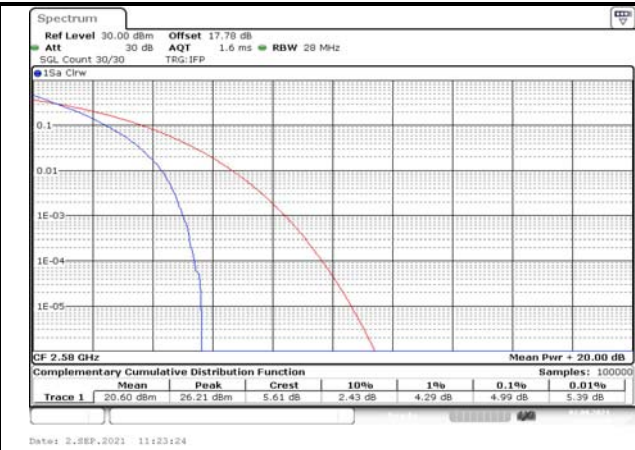


Fig.56

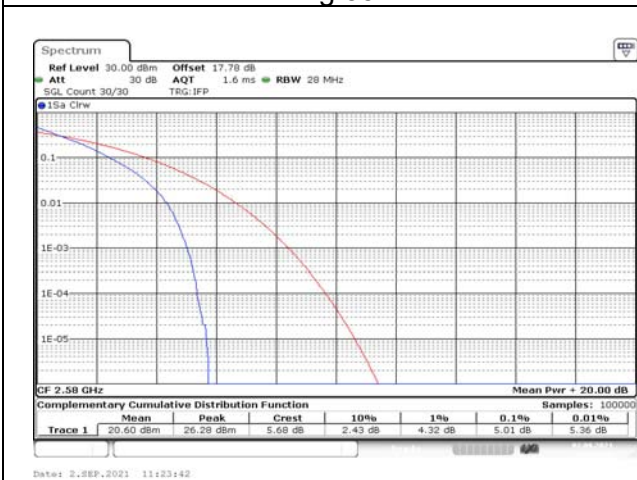


Fig.57

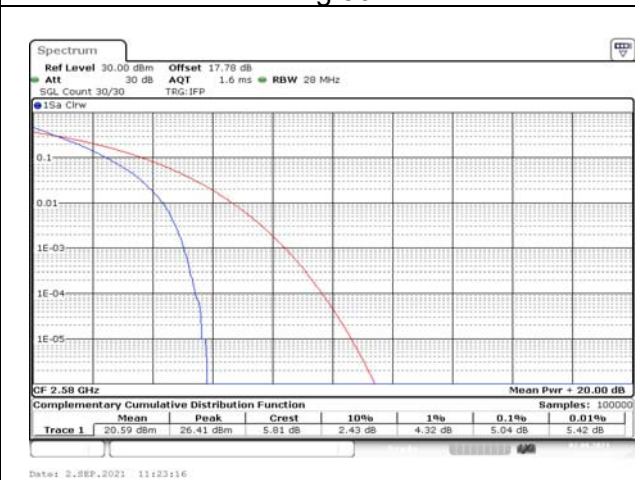


Fig.58

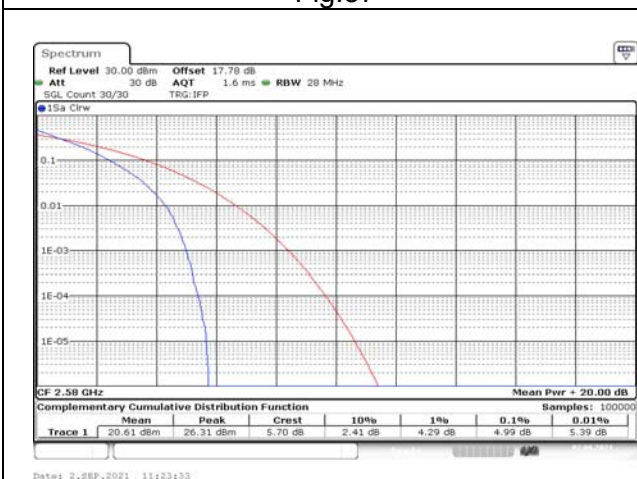


Fig.59

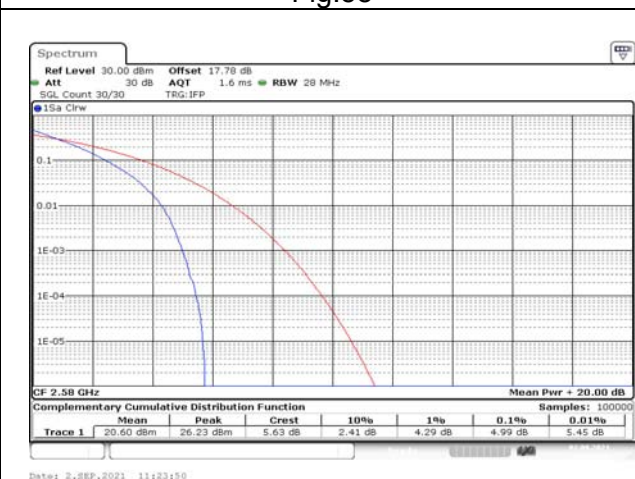


Fig.60

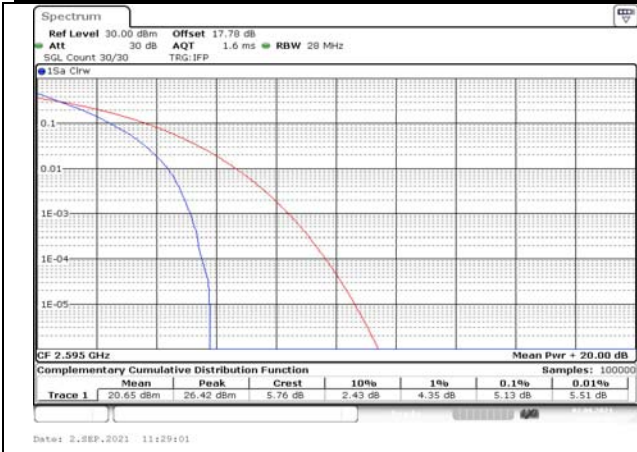


Fig.61

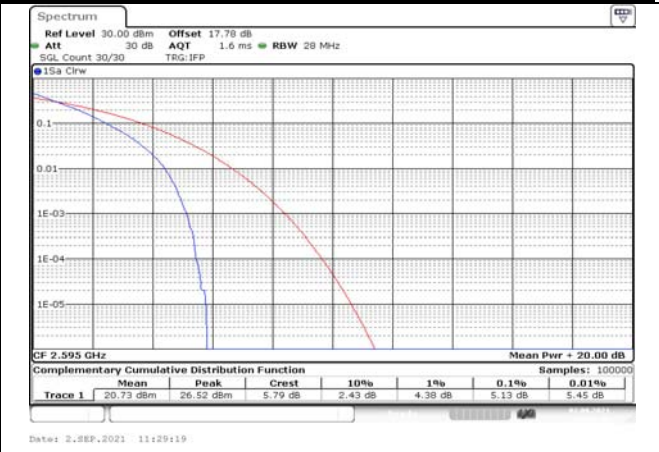


Fig.62

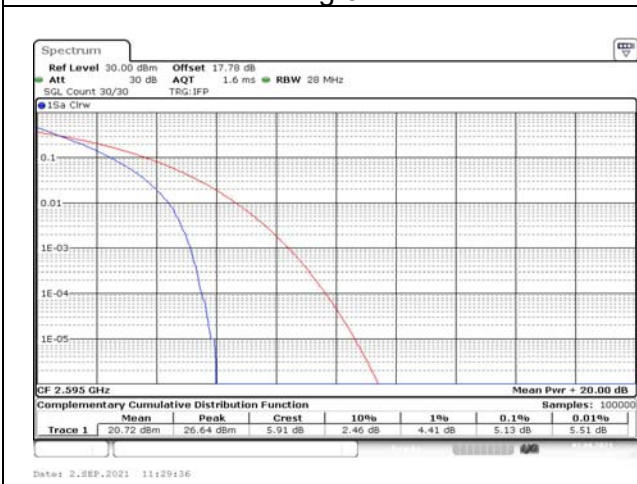


Fig.63

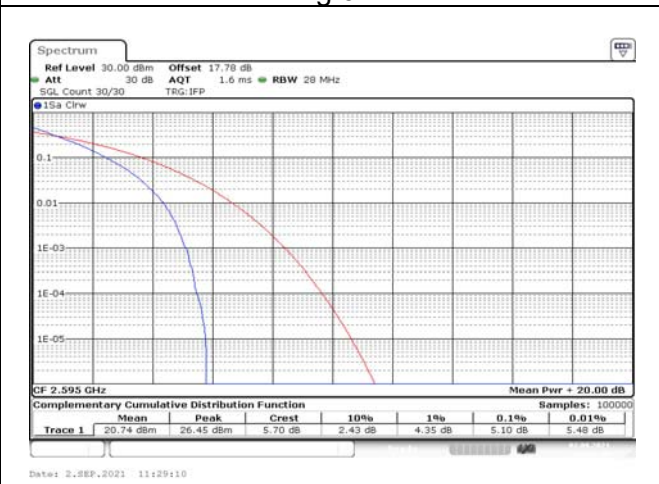


Fig.64

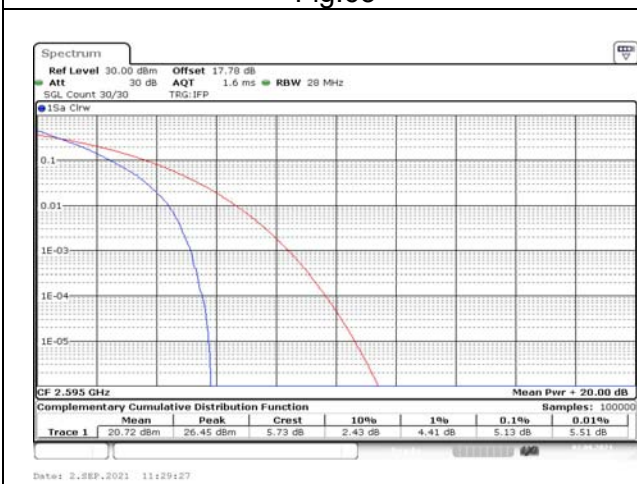


Fig.65

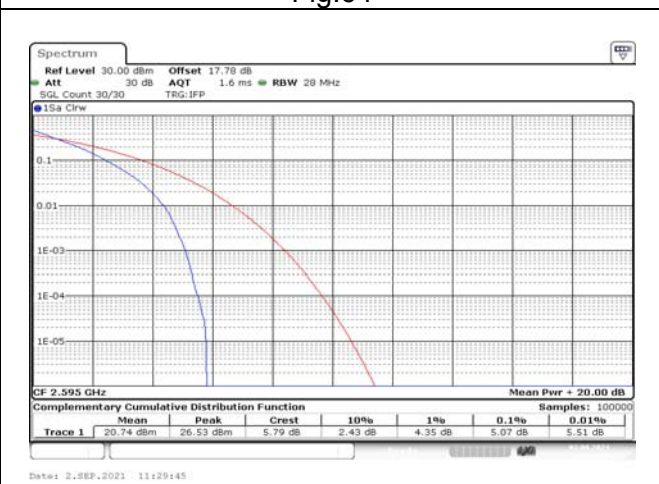


Fig.66



Fig.67

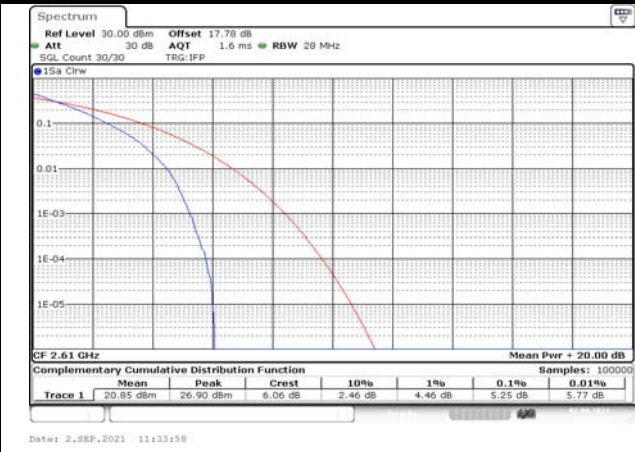


Fig.68

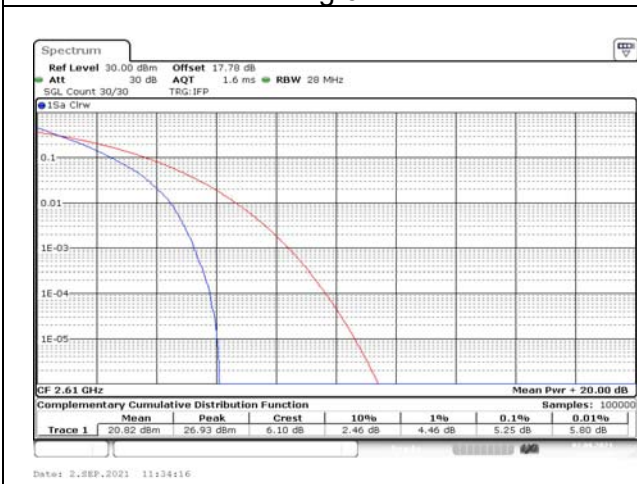


Fig.69

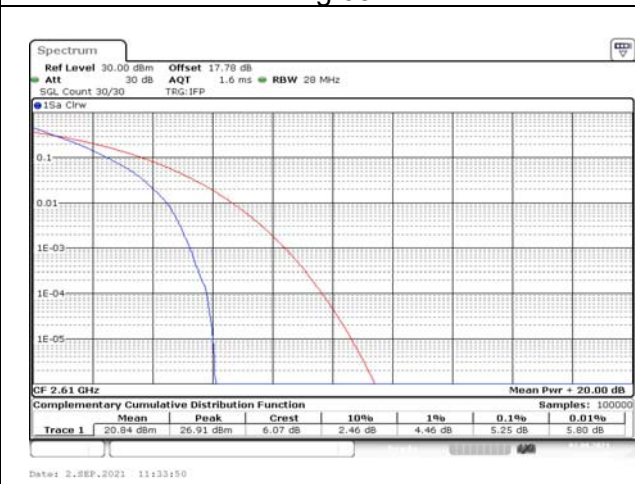


Fig.70

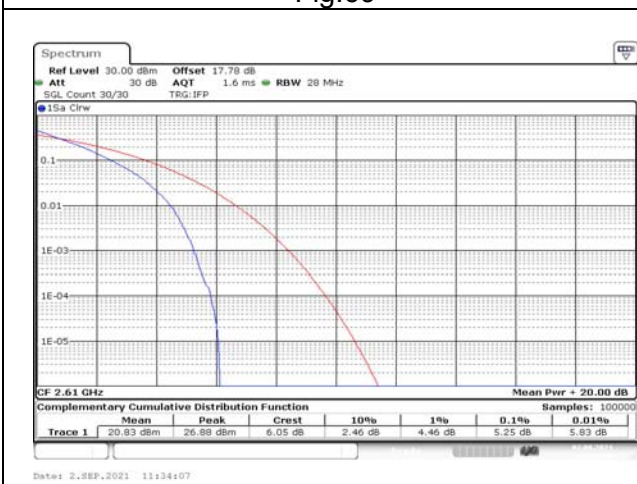


Fig.71

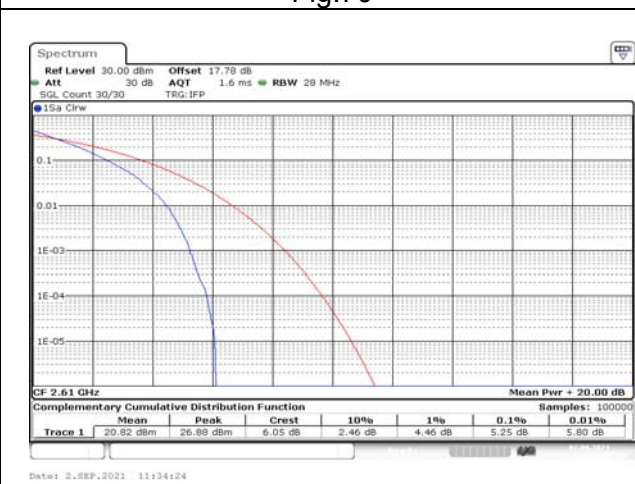


Fig.72

**5 Spurious Emissions at antenna terminal**

Band	Carrier frequency (MHz)	Channel	BW	RB Size	RB Offset	Conducted Spurious Plot
						QPSK
38	2580	37850	20	1	0	Fig.1
	2595	38000		1	0	Fig.2
	2610	38150		1	0	Fig.3

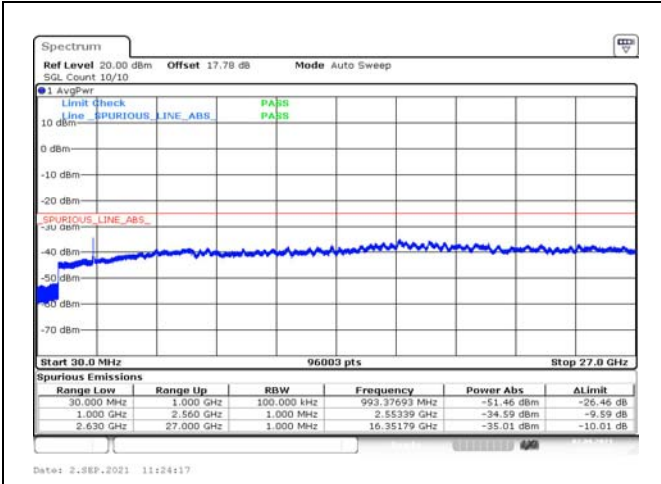


Fig.1

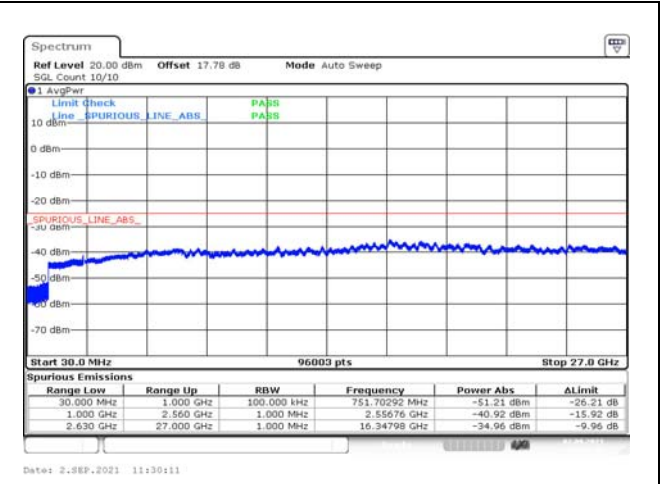


Fig.2

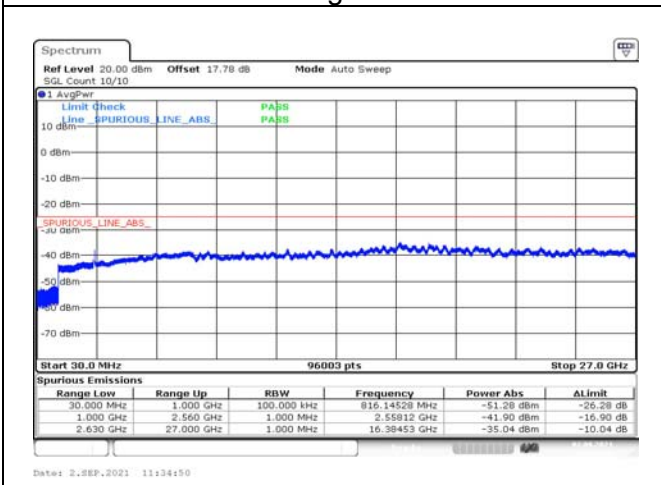


Fig.3

**6 Band Edges Compliance**

Band	Carrier frequency (MHz)	Channel	BW	RB Size	RB Offset	Band Edges Plot			
						QPSK			
38	2572.5	37775	5	1	0	Fig.1			
				25	0	Fig.2			
	2617.5	38225		1	24	Fig.3			
				25	0	Fig.4			
	2575	37800	10	1	0	Fig.5			
				50	0	Fig.6			
				2615	38200	1	49	Fig.7	
						50	0	Fig.8	
	2577.5	37825		15	1	0	Fig.9		
					75	0	Fig.10		
					2612.5	38175	1	74	Fig.11
							75	0	Fig.12
	2580	37850	20		1	0	Fig.13		
					100	0	Fig.14		
					2610	38150	1	99	Fig.15
							100	0	Fig.16

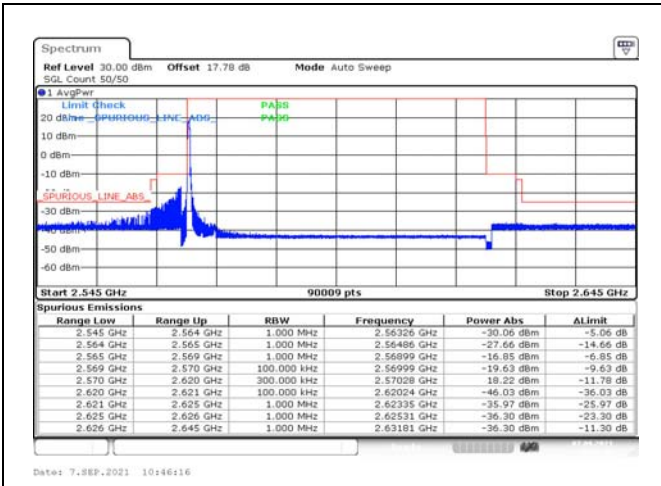


Fig.1

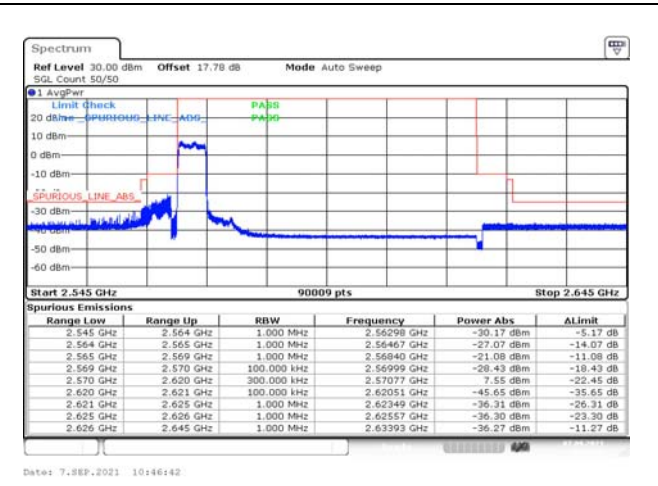


Fig.2

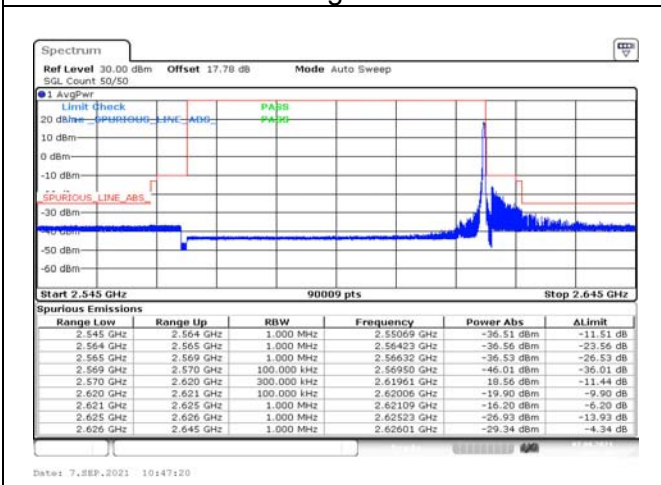


Fig.3

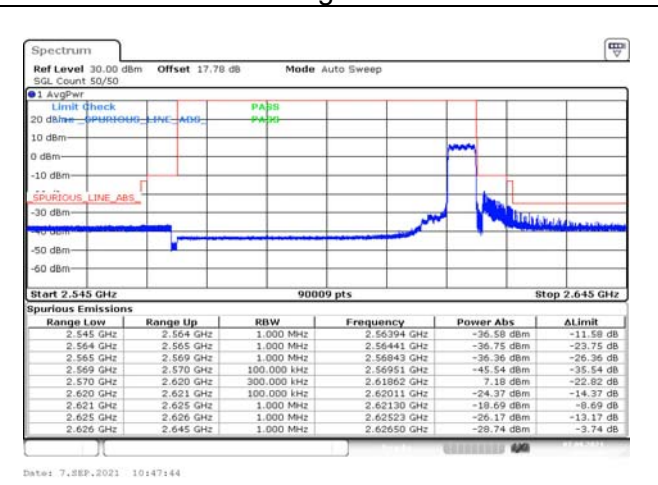


Fig.4

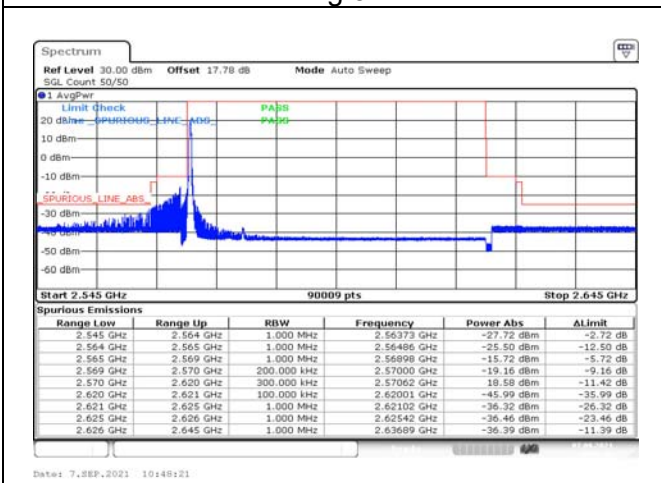


Fig.5

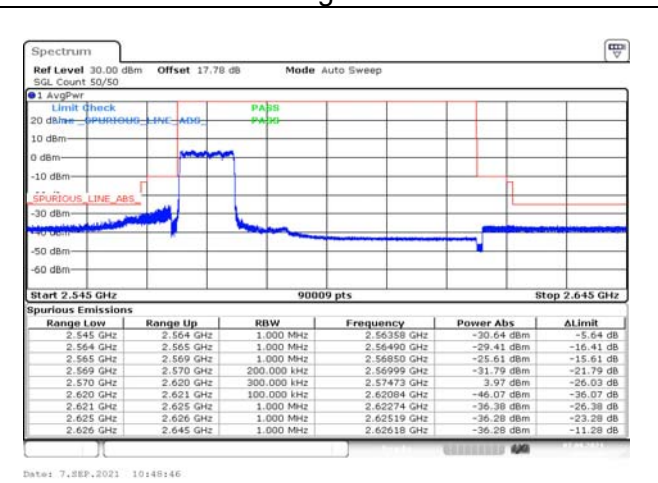


Fig.6

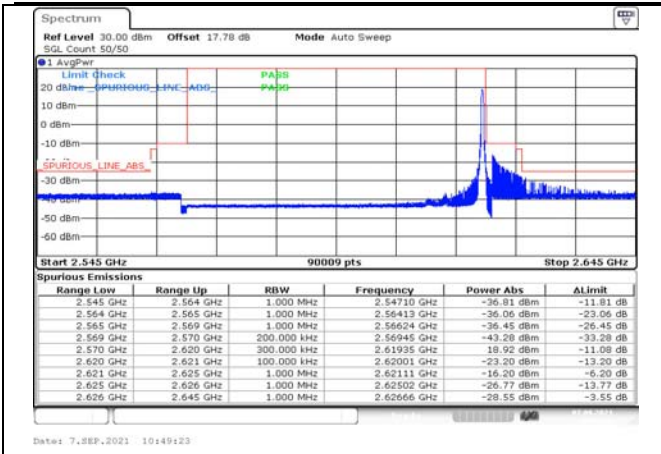


Fig.7

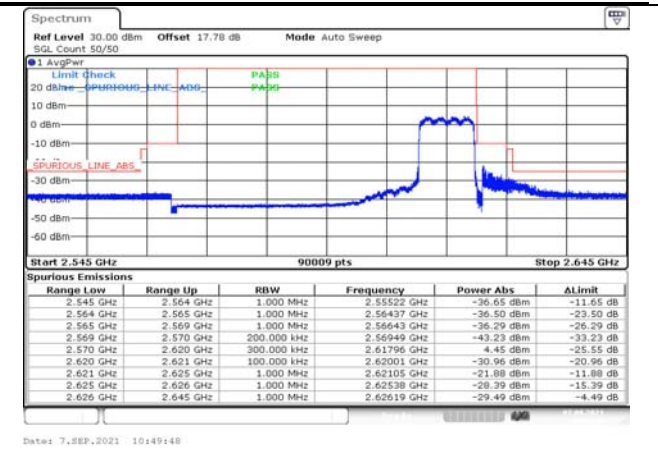


Fig.8

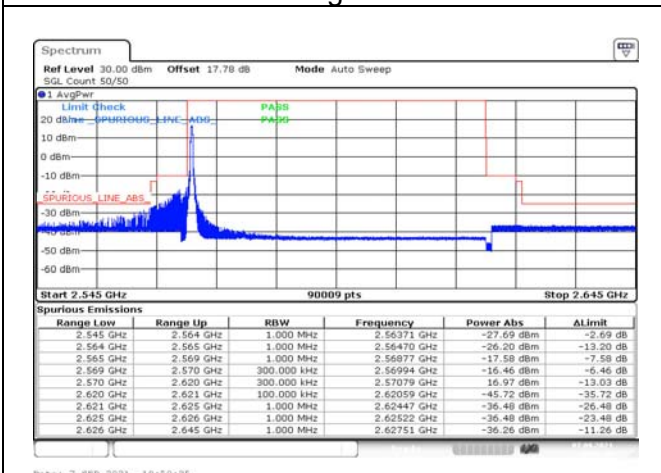


Fig.9

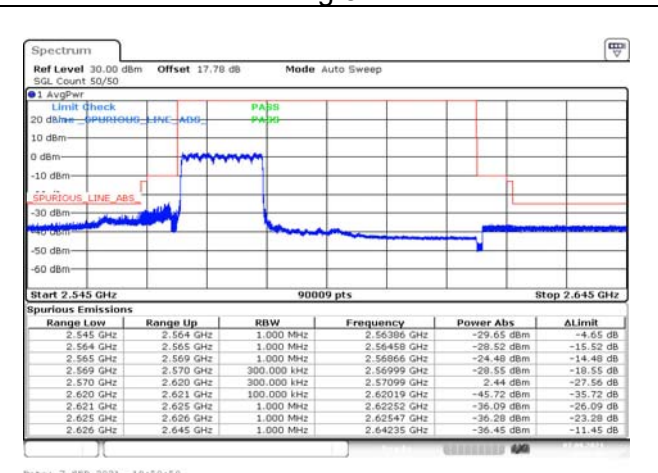


Fig.10

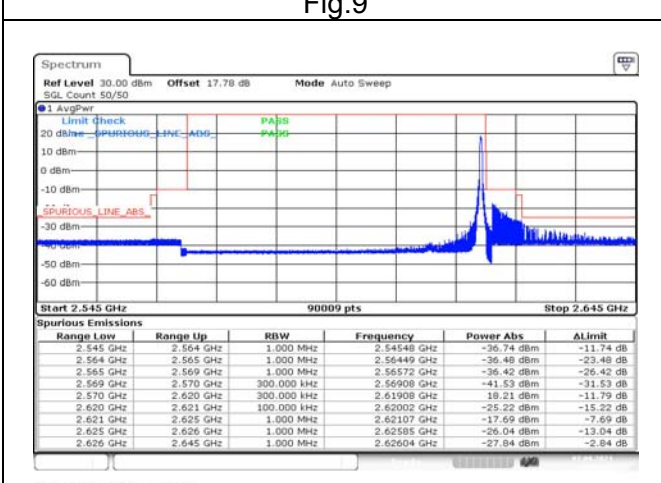


Fig.11

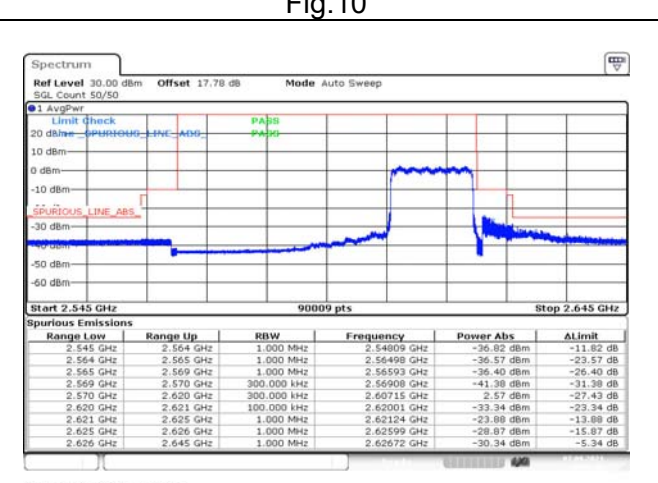


Fig.12



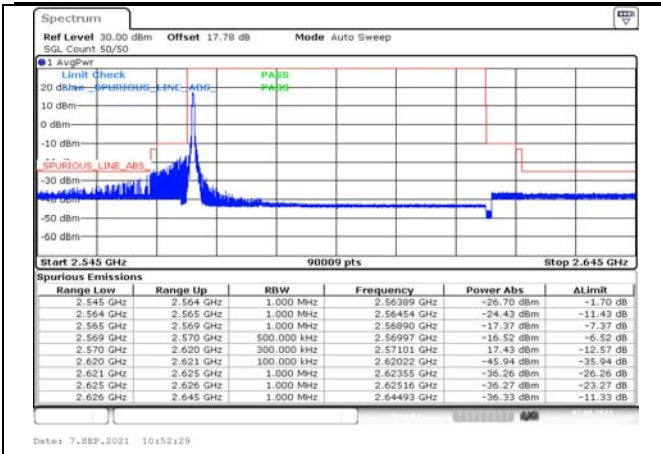


Fig. 13

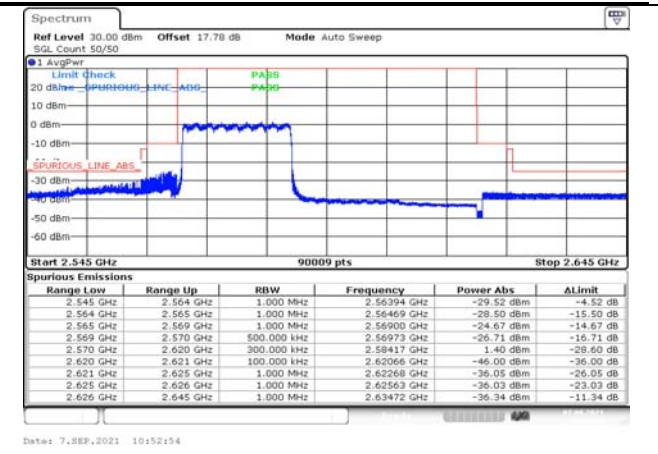


Fig. 14

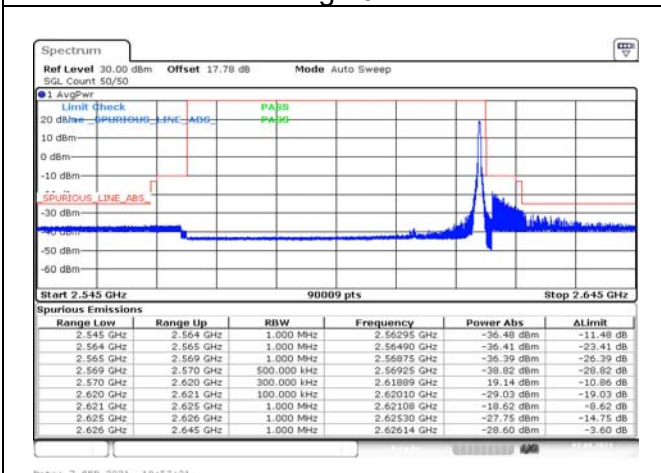


Fig. 15

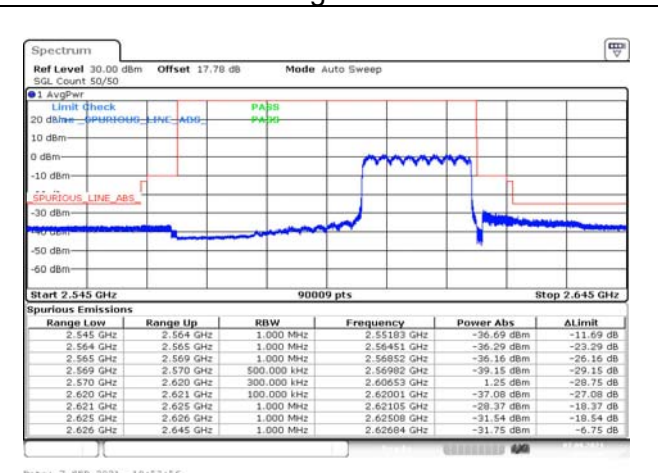


Fig. 16

### 7 Frequency Stability

Temperature(°C)	Voltage	Test Result (ppm) Band38 Low Channel QPSK					
		1.4M	3M	5M	10M	15M	20M
-20	NV	---	---	-0.003	0.001	0.002	0.002
-10	NV	---	---	-0.002	0.002	0.002	0.000
0	NV	---	---	-0.001	0.001	0.002	0.001
+20	NV	---	---	-0.001	0.002	0.001	0.002
+20	HV	---	---	-0.001	0.002	0.001	0.002

Temperature(°C)	Voltage	Test Result (ppm) Band38 High Channel QPSK					
		1.4M	3M	5M	10M	15M	20M
-20	NV	---	---	0.002	0.002	0.001	0.001
-10	NV	---	---	0.002	0.001	0.000	0.001
0	NV	---	---	0.001	0.002	0.002	0.001
+20	NV	---	---	0.003	0.002	0.000	0.000
+20	HV	---	---	0.001	0.002	-0.001	0.002

**8 Effective Radiated Power and Effective Isotropic Radiated Power**

Modulation	Carrier frequency (MHz)	UL Channel	BW	RB Size	RB Offset	Conduct ed power (dBm)	ERP/ EIRP (dBm)	ERP/ EIRP (W)
QPSK	2572.5	37775	5	1	0	22.68	21.38	0.137
				1	12	22.65	21.35	0.136
				1	24	22.85	21.55	0.143
				12	0	21.88	20.58	0.114
				12	7	21.87	20.57	0.114
				12	13	21.78	20.48	0.112
	25	0		21.80	20.50	0.112		
	1	0		22.88	21.58	0.144		
	1	12		22.75	21.45	0.140		
	1	24		22.74	21.44	0.139		
	12	0		21.95	20.65	0.116		
	12	7		21.90	20.60	0.115		
	12	13		21.91	20.61	0.115		
	25	0		21.91	20.61	0.115		
	1	0		23.11	21.81	0.152		
	1	12		23.11	21.81	0.152		
	1	24		23.09	21.79	0.151		
	12	0		22.01	20.71	0.118		
12	7	22.07	20.77	0.119				
12	13	22.03	20.73	0.118				
25	0	22.11	20.81	0.121				
16QAM	2572.5	37775	1	0	22.07	20.77	0.119	
			1	12	22.11	20.81	0.121	
			1	24	21.42	20.12	0.103	
			12	0	20.82	19.52	0.090	
			12	7	20.76	19.46	0.088	
			12	13	20.92	19.62	0.092	
	25	0	20.87	19.57	0.091			
	1	0	22.08	20.78	0.120			
	1	12	22.24	20.94	0.124			
	1	24	22.13	20.83	0.121			
	12	0	20.95	19.65	0.092			
	12	7	20.95	19.65	0.092			
	12	13	20.95	19.65	0.092			
	25	0	20.93	19.63	0.092			
	1	0	22.32	21.02	0.126			
	1	12	22.13	20.83	0.121			
	1	24	22.34	21.04	0.127			
	12	0	21.19	19.89	0.097			
12	7	21.18	19.88	0.097				
12	13	21.20	19.90	0.098				
25	0	21.06	19.76	0.095				

Modulation	Carrier frequency (MHz)	UL Channel	BW	RB Size	RB Offset	Conduct ed power (dBm)	ERP/ EIRP (dBm)	ERP/ EIRP (W)
64QAM	2572.5	37775	5	1	0	21.28	19.98	0.100
				1	12	21.09	19.79	0.095
				1	24	21.25	19.95	0.099
				12	0	19.95	18.65	0.073
				12	7	19.97	18.67	0.074
				12	13	19.90	18.60	0.072
				25	0	19.88	18.58	0.072
	2595	38000		1	0	21.11	19.81	0.096
				1	12	20.93	19.63	0.092
				1	24	21.04	19.74	0.094
				12	0	19.91	18.61	0.073
				12	7	19.84	18.54	0.071
				12	13	19.88	18.58	0.072
				25	0	19.83	18.53	0.071
	2617.5	38225		1	0	21.37	20.07	0.102
				1	12	21.21	19.91	0.098
				1	24	21.21	19.91	0.098
				12	0	20.20	18.90	0.078
				12	7	20.20	18.90	0.078
				12	13	20.20	18.90	0.078
				25	0	20.15	18.85	0.077

Modulation	Carrier frequency (MHz)	UL Channel	BW	RB Size	RB Offset	Conduct ed power (dBm)	ERP/ EIRP (dBm)	ERP/ EIRP (W)	
QPSK	2575	37800	10	1	0	22.58	21.28	0.134	
				1	25	22.62	21.32	0.136	
				1	49	22.56	21.26	0.134	
				25	0	21.75	20.45	0.111	
				25	12	21.64	20.34	0.108	
				25	25	21.62	20.32	0.108	
	2595	38000		50	0	21.68	20.38	0.109	
				1	0	22.61	21.31	0.135	
				1	25	22.69	21.39	0.138	
				1	49	22.66	21.36	0.137	
				25	0	21.76	20.46	0.111	
				25	12	21.85	20.55	0.114	
				25	25	21.71	20.41	0.110	
				50	0	21.74	20.44	0.111	
				2615	38200	1	0	22.82	21.52
1	25	22.80	21.50			0.141			
1	49	22.87	21.57			0.144			
25	0	21.93	20.63			0.116			
25	12	21.96	20.66			0.116			
25	25	21.95	20.65			0.116			
50	0	21.95	20.65			0.116			
16QAM	2575	37800	1			0	22.06	20.76	0.119
			1			25	22.08	20.78	0.120
			1	49	22.23	20.93	0.124		
			25	0	20.78	19.48	0.089		
			25	12	20.75	19.45	0.088		
			25	25	20.67	19.37	0.086		
	2595	38000	50	0	20.73	19.43	0.088		
			1	0	22.23	20.93	0.124		
			1	25	22.23	20.93	0.124		
			1	49	21.97	20.67	0.117		
			25	0	20.76	19.46	0.088		
			25	12	20.71	19.41	0.087		
			25	25	20.68	19.38	0.087		
			50	0	20.76	19.46	0.088		
			2615	38200	1	0	22.25	20.95	0.124
1	25	22.42			21.12	0.129			
1	49	22.08			20.78	0.120			
25	0	20.92			19.62	0.092			
25	12	21.04			19.74	0.094			
25	25	21.02			19.72	0.094			
50	0	20.97			19.67	0.093			

Modulation	Carrier frequency (MHz)	UL Channel	BW	RB Size	RB Offset	Conduct ed power (dBm)	ERP/ EIRP (dBm)	ERP/ EIRP (W)
64QAM	2575	37800	10	1	0	21.04	19.74	0.094
				1	25	20.97	19.67	0.093
				1	49	21.17	19.87	0.097
				25	0	19.67	18.37	0.069
				25	12	19.68	18.38	0.069
				25	25	19.56	18.26	0.067
				50	0	19.64	18.34	0.068
	2595	38000		1	0	20.38	19.08	0.081
				1	25	20.47	19.17	0.083
				1	49	20.47	19.17	0.083
				25	0	19.68	18.38	0.069
				25	12	19.71	18.41	0.069
				25	25	19.73	18.43	0.070
				50	0	19.73	18.43	0.070
	2615	38200		1	0	21.45	20.15	0.104
				1	25	21.15	19.85	0.097
				1	49	21.08	19.78	0.095
				25	0	19.82	18.52	0.071
				25	12	19.93	18.63	0.073
				25	25	19.91	18.61	0.073
				50	0	19.97	18.67	0.074

Modulation	Carrier frequency (MHz)	UL Channel	BW	RB Size	RB Offset	Conduct ed power (dBm)	ERP/ EIRP (dBm)	ERP/ EIRP (W)
QPSK	2577.5	37825	15	1	0	22.53	21.23	0.133
				1	37	22.44	21.14	0.130
				1	74	22.55	21.25	0.133
				36	0	21.60	20.30	0.107
				36	29	21.57	20.27	0.106
				36	30	21.58	20.28	0.107
	2595	38000		75	0	21.52	20.22	0.105
				1	0	22.48	21.18	0.131
				1	37	22.54	21.24	0.133
				1	74	22.65	21.35	0.136
				36	0	21.63	20.33	0.108
				36	29	21.62	20.32	0.108
	2612.5	38175		36	30	21.72	20.42	0.110
				75	0	21.54	20.24	0.106
				1	0	22.62	21.32	0.136
1			37	22.60	21.30	0.135		
1			74	22.63	21.33	0.136		
36			0	21.78	20.48	0.112		
16QAM	2577.5	37825	36	29	21.71	20.41	0.110	
			36	30	21.72	20.42	0.110	
			75	0	21.82	20.52	0.113	
			1	0	21.77	20.47	0.111	
			1	37	21.79	20.49	0.112	
			1	74	21.81	20.51	0.112	
	2595	38000	36	0	20.60	19.30	0.085	
			36	29	20.59	19.29	0.085	
			36	30	20.58	19.28	0.085	
			75	0	20.45	19.15	0.082	
			1	0	21.83	20.53	0.113	
			1	37	21.83	20.53	0.113	
	2612.5	38175	1	74	21.94	20.64	0.116	
			36	0	20.70	19.40	0.087	
			36	29	20.67	19.37	0.086	
36			30	20.66	19.36	0.086		
75			0	20.67	19.37	0.086		
1			0	22.09	20.79	0.120		
			1	37	22.10	20.80	0.120	
			1	74	22.09	20.79	0.120	
			36	0	20.83	19.53	0.090	
			36	29	20.81	19.51	0.089	
			36	30	20.71	19.41	0.087	
			75	0	20.82	19.52	0.090	

Modulation	Carrier frequency (MHz)	UL Channel	BW	RB Size	RB Offset	Conduct ed power (dBm)	ERP/ EIRP (dBm)	ERP/ EIRP (W)
64QAM	2577.5	37825	15	1	0	20.64	19.34	0.086
				1	37	20.69	19.39	0.087
				1	74	20.66	19.36	0.086
				36	0	19.64	18.34	0.068
				36	29	19.59	18.29	0.067
				36	30	19.59	18.29	0.067
				75	0	19.59	18.29	0.067
	2595	38000		1	0	20.67	19.37	0.086
				1	37	20.83	19.53	0.090
				1	74	20.95	19.65	0.092
				36	0	19.68	18.38	0.069
				36	29	19.71	18.41	0.069
				36	30	19.64	18.34	0.068
				75	0	19.64	18.34	0.068
	2612.5	38175		1	0	21.00	19.70	0.093
				1	37	21.04	19.74	0.094
				1	74	21.00	19.70	0.093
				36	0	19.80	18.50	0.071
				36	29	19.79	18.49	0.071
				36	30	19.69	18.39	0.069
				75	0	19.85	18.55	0.072



Modulation	Carrier frequency (MHz)	UL Channel	BW	RB Size	RB Offset	Conduct ed power (dBm)	ERP/ EIRP (dBm)	ERP/ EIRP (W)
QPSK	2580	37850	20	1	0	22.50	21.20	0.132
				1	49	22.56	21.26	0.134
				1	99	22.62	21.32	0.136
				50	0	21.58	20.28	0.107
				50	24	21.54	20.24	0.106
				50	50	21.52	20.22	0.105
	2595	38000		100	0	21.51	20.21	0.105
				1	0	22.55	21.25	0.133
				1	49	22.56	21.26	0.134
				1	99	22.73	21.43	0.139
				50	0	21.65	20.35	0.108
				50	24	21.72	20.42	0.110
	2610	38150		50	50	21.66	20.36	0.109
				100	0	21.62	20.32	0.108
				1	0	22.65	21.35	0.136
				1	49	22.70	21.40	0.138
				1	99	22.79	21.49	0.141
				50	0	21.69	20.39	0.109
16QAM	2580	37850	50	24	21.86	20.56	0.114	
			50	50	21.82	20.52	0.113	
			100	0	21.81	20.51	0.112	
			1	0	21.85	20.55	0.114	
			1	49	21.83	20.53	0.113	
			1	99	21.99	20.69	0.117	
	2595	38000	50	0	20.55	19.25	0.084	
			50	24	20.55	19.25	0.084	
			50	50	20.49	19.19	0.083	
			100	0	20.48	19.18	0.083	
			1	0	21.92	20.62	0.115	
			1	49	21.95	20.65	0.116	
	2610	38150	1	99	22.04	20.74	0.119	
			50	0	20.65	19.35	0.086	
			50	24	20.75	19.45	0.088	
			50	50	20.72	19.42	0.087	
			100	0	20.61	19.31	0.085	
			1	0	21.99	20.69	0.117	
			1	49	22.05	20.75	0.119	
			1	99	22.06	20.76	0.119	
			50	0	20.74	19.44	0.088	
			50	24	20.85	19.55	0.090	
			50	50	20.80	19.50	0.089	
			100	0	20.72	19.42	0.087	

Modulation	Carrier frequency (MHz)	UL Channel	BW	RB Size	RB Offset	Conduct ed power (dBm)	ERP/ EIRP (dBm)	ERP/ EIRP (W)
64QAM	2580	37850	20	1	0	20.65	19.35	0.086
				1	49	20.57	19.27	0.085
				1	99	20.66	19.36	0.086
				50	0	19.54	18.24	0.067
				50	24	19.53	18.23	0.067
				50	50	19.54	18.24	0.067
				100	0	19.59	18.29	0.067
	2595	38000		1	0	20.72	19.42	0.087
				1	49	20.77	19.47	0.089
				1	99	20.84	19.54	0.090
				50	0	19.70	18.40	0.069
				50	24	19.76	18.46	0.070
				50	50	19.68	18.38	0.069
				100	0	19.63	18.33	0.068
	2610	38150		1	0	20.83	19.53	0.090
				1	49	20.88	19.58	0.091
				1	99	21.05	19.75	0.094
				50	0	19.70	18.40	0.069
				50	24	19.81	18.51	0.071
				50	50	19.70	18.40	0.069
				100	0	19.73	18.43	0.070