

APPENDIX A – TEST DATA OF CONDUCTED EMISSION

LTE Band 12

1 RF Power Output

Modulation	Carrier frequency (MHz)	UL Channel	BW	RB Size	RB Offset	Conducted power (dBm)
QPSK	699.7	23017	1.4	1	0	23.39
				1	3	23.27
				1	5	23.29
				3	0	23.27
				3	1	23.27
				3	3	23.18
	707.5	23095		6	0	22.41
				1	0	23.22
				1	3	23.26
				1	5	23.22
				3	0	23.26
				3	1	23.28
	715.3	23173		3	3	23.24
				6	0	22.33
				1	0	23.15
				1	3	23.17
				1	5	23.13
				3	0	23.07
16QAM	699.7	23017	3	1	23.17	
			3	3	23.02	
			6	0	22.22	
			1	0	22.36	
			1	3	22.37	
			1	5	22.33	
	707.5	23095	3	0	22.40	
			3	1	22.46	
			3	3	22.36	
			6	0	21.48	
			1	0	22.48	
			1	3	22.63	
	715.3	23173	1	5	22.52	
			3	0	22.24	
			3	1	22.33	
			3	3	22.18	
			6	0	21.41	
			1	0	22.43	
			1	3	22.47	
			1	5	22.38	
			3	0	22.04	
			3	1	22.07	
			3	3	22.06	
			6	0	21.23	

Modulation	Carrier frequency (MHz)	UL Channel	BW	RB Size	RB Offset	Conducted power (dBm)
64QAM	699.7	23017	1.4	1	0	21.59
				1	3	21.59
				1	5	21.58
				3	0	21.64
				3	1	21.70
				3	3	21.46
				6	0	20.41
	707.5	23095		1	0	21.01
				1	3	21.17
				1	5	21.08
				3	0	21.33
				3	1	21.48
				3	3	21.37
				6	0	20.45
	715.3	23173		1	0	21.05
				1	3	21.05
				1	5	20.91
				3	0	21.20
				3	1	21.25
				3	3	21.14
				6	0	20.18

Modulation	Carrier frequency (MHz)	UL Channel	BW	RB Size	RB Offset	Conducted power (dBm)
QPSK	700.5	23025	3	1	0	23.30
				1	8	23.29
				1	14	23.27
				8	0	22.35
				8	4	22.34
				8	7	22.32
	15	0		22.44		
	1	0		23.30		
	1	8		23.24		
	1	14		23.23		
	8	0		22.30		
	8	4		22.37		
	8	7		22.29		
	15	0		22.21		
	1	0		23.16		
	1	8		23.26		
	1	14		23.19		
	8	0		22.29		
8	4	22.24				
8	7	22.26				
15	0	22.19				
16QAM	700.5	23025	1	0	22.90	
			1	8	22.95	
			1	14	22.89	
			8	0	21.49	
			8	4	21.47	
			8	7	21.39	
	15	0	21.47			
	1	0	22.47			
	1	8	22.53			
	1	14	22.47			
	8	0	21.31			
	8	4	21.22			
	8	7	21.24			
	15	0	21.31			
	1	0	22.48			
	1	8	22.48			
	1	14	22.44			
	8	0	21.16			
8	4	21.22				
8	7	21.22				
15	0	21.12				
714.5	23165	1	0	23.16		
		1	8	23.26		
		1	14	23.19		
		8	0	22.29		
		8	4	22.24		
		8	7	22.26		

Modulation	Carrier frequency (MHz)	UL Channel	BW	RB Size	RB Offset	Conducted power (dBm)
64QAM	700.5	23025	3	1	0	21.70
				1	8	21.66
				1	14	21.52
				8	0	20.61
				8	4	20.60
				8	7	20.51
				15	0	20.41
	707.5	23095		1	0	21.11
				1	8	21.13
				1	14	21.09
				8	0	20.27
				8	4	20.33
				8	7	20.26
				15	0	20.41
	714.5	23165		1	0	20.96
				1	8	21.04
				1	14	20.91
				8	0	20.17
				8	4	20.27
				8	7	20.19
				15	0	20.29

Modulation	Carrier frequency (MHz)	UL Channel	BW	RB Size	RB Offset	Conducted power (dBm)
QPSK	701.5	23035	5	1	0	23.20
				1	12	23.20
				1	24	23.18
				12	0	22.38
				12	7	22.39
				12	13	22.42
	707.5	23095		25	0	22.43
				1	0	23.16
				1	12	23.12
				1	24	23.21
				12	0	22.31
				12	7	22.37
	713.5	23155		12	13	22.31
				25	0	22.36
				1	0	23.21
				1	12	23.17
				1	24	23.23
				12	0	22.28
16QAM	701.5	23035	12	7	22.29	
			12	13	22.29	
			25	0	22.25	
			1	0	22.43	
			1	12	22.48	
			1	24	22.56	
	707.5	23095	12	0	21.43	
			12	7	21.34	
			12	13	21.34	
			25	0	21.45	
			1	0	22.42	
			1	12	22.44	
	713.5	23155	1	24	22.52	
			12	0	21.30	
			12	7	21.35	
			12	13	21.26	
			25	0	21.26	
			1	0	22.69	
			1	12	22.69	
			1	24	22.71	
			12	0	21.20	
			12	7	21.43	
			12	13	21.22	
			25	0	21.15	

Modulation	Carrier frequency (MHz)	UL Channel	BW	RB Size	RB Offset	Conducted power (dBm)
64QAM	701.5	23035	5	1	0	21.58
				1	12	21.49
				1	24	21.64
				12	0	20.48
				12	7	20.42
				12	13	20.36
				25	0	20.44
	707.5	23095		1	0	21.08
				1	12	21.16
				1	24	21.20
				12	0	20.30
				12	7	20.35
				12	13	20.22
				25	0	20.35
	713.5	23155		1	0	21.53
				1	12	21.45
				1	24	21.51
				12	0	20.37
				12	7	20.47
				12	13	20.35
				25	0	20.36

Modulation	Carrier frequency (MHz)	UL Channel	BW	RB Size	RB Offset	Conducted power (dBm)
QPSK	704	23060	10	1	0	23.20
				1	25	23.24
				1	49	23.08
				25	0	22.37
				25	12	22.43
				25	25	22.38
	707.5	23095		50	0	22.26
				1	0	23.37
				1	25	23.28
				1	49	23.26
				25	0	22.35
				25	12	22.40
	711	23130		25	25	22.39
				50	0	22.29
				1	0	23.27
				1	25	23.19
				1	49	22.95
				25	0	22.30
16QAM	704	23060	25	12	22.32	
			25	25	22.32	
			50	0	22.40	
			1	0	22.99	
			1	25	23.31	
			1	49	22.83	
	707.5	23095	25	0	21.37	
			25	12	21.51	
			25	25	21.42	
			50	0	21.33	
			1	0	23.02	
			1	25	23.03	
	711	23130	1	49	22.88	
			25	0	21.36	
			25	12	21.38	
			25	25	21.33	
			50	0	21.40	
			1	0	22.96	
			1	25	23.27	
			1	49	23.02	
			25	0	21.30	
			25	12	21.43	
			25	25	21.31	
			50	0	21.34	

Modulation	Carrier frequency (MHz)	UL Channel	BW	RB Size	RB Offset	Conducted power (dBm)
64QAM	704	23060	10	1	0	21.59
				1	25	21.48
				1	49	21.59
				25	0	20.23
				25	12	20.39
				25	25	20.41
				50	0	20.49
	707.5	23095		1	0	21.62
				1	25	21.74
				1	49	21.44
				25	0	20.38
				25	12	20.33
				25	25	20.39
				50	0	20.36
	711	23130		1	0	21.58
				1	25	21.42
				1	49	21.41
				25	0	20.39
				25	12	20.46
				25	25	20.37
				50	0	20.37

2 Occupied Bandwidth

Band	Carrier frequency (MHz)	Channel	BW (MHz)	RB Size	RB Offset	Bandwidth of 99% Power (MHz)					
						QPSK		16-QAM		64-QAM	
12	699.7	23017	1.4	6	0	1.082	Fig.1	1.088	Fig.2	1.082	Fig.3
	707.5	23095		6	0	1.082	Fig.4	1.082	Fig.5	1.088	Fig.6
	715.3	23173		6	0	1.082	Fig.7	1.082	Fig.8	1.082	Fig.9
	700.5	23025	3	15	0	2.683	Fig.10	2.683	Fig.11	2.683	Fig.12
	707.5	23095		15	0	2.670	Fig.13	2.683	Fig.14	2.696	Fig.15
	714.5	23165		15	0	2.696	Fig.16	2.683	Fig.17	2.683	Fig.18
	701.5	23035	5	25	0	4.472	Fig.19	4.450	Fig.20	4.472	Fig.21
	707.5	23095		25	0	4.472	Fig.22	4.493	Fig.23	4.472	Fig.24
	713.5	23155		25	0	4.472	Fig.25	4.450	Fig.26	4.493	Fig.27
	704	23060	10	50	0	8.944	Fig.28	8.944	Fig.29	8.944	Fig.30
	707.5	23095		50	0	8.944	Fig.31	8.944	Fig.32	8.944	Fig.33
	711	23130		50	0	8.944	Fig.34	8.944	Fig.35	8.944	Fig.36

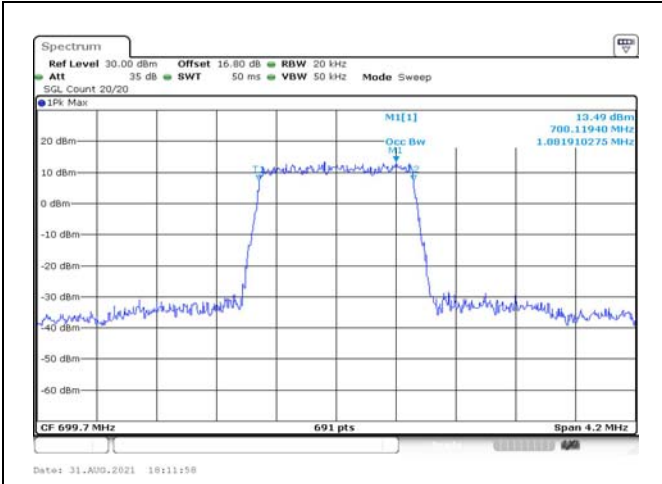


Fig.1

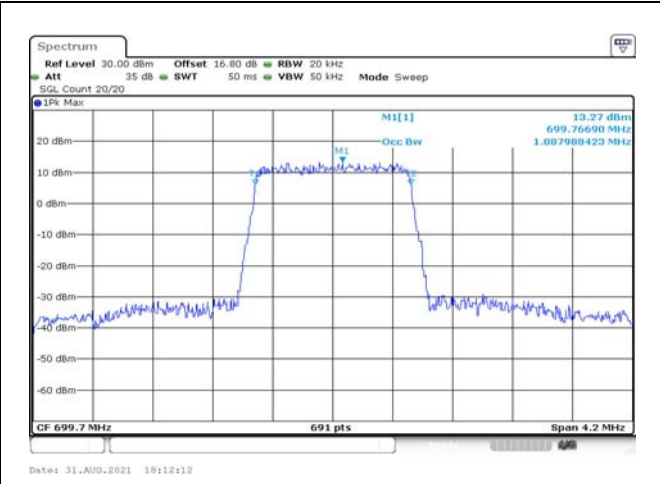


Fig.2

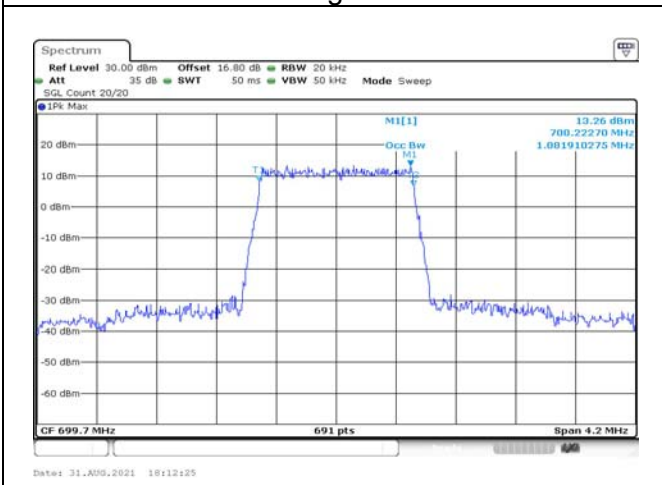


Fig.3

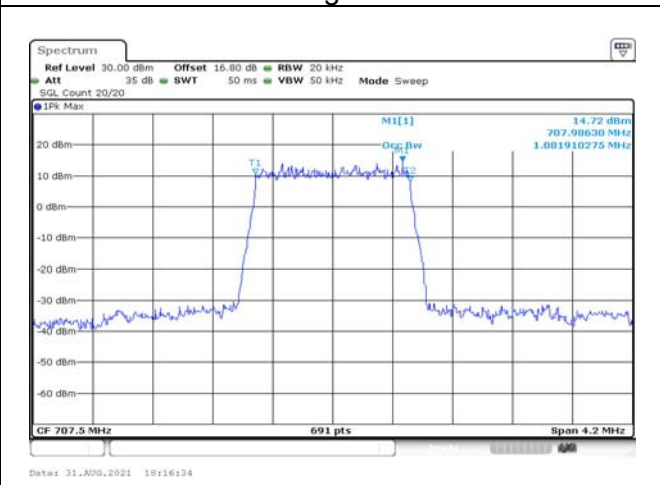


Fig.4

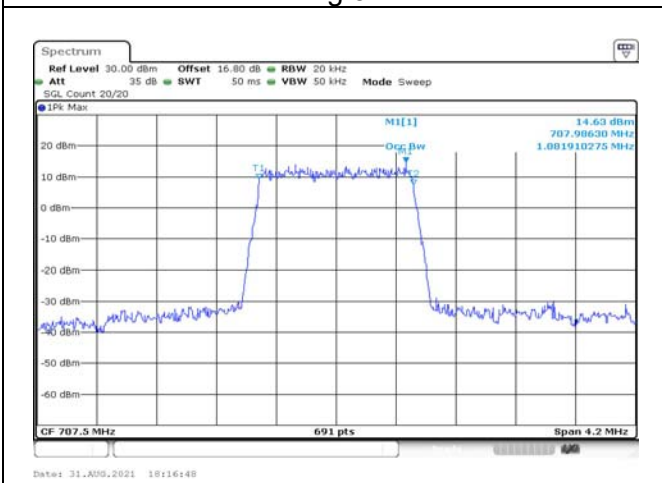


Fig.5

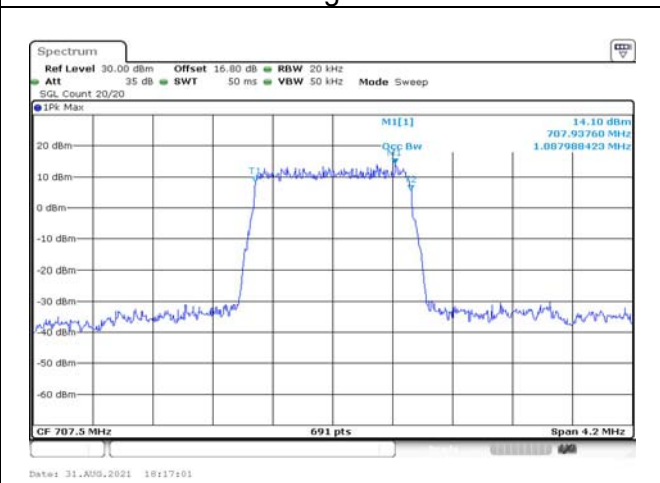


Fig.6

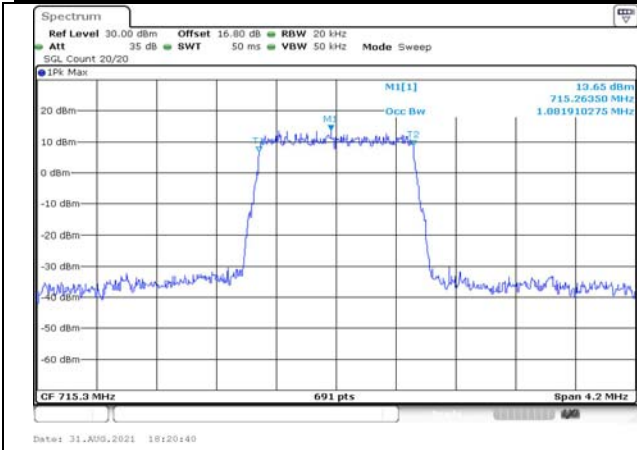


Fig.7

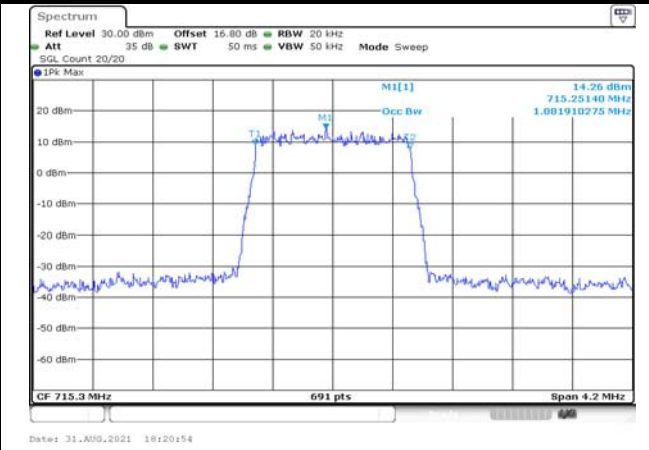


Fig.8

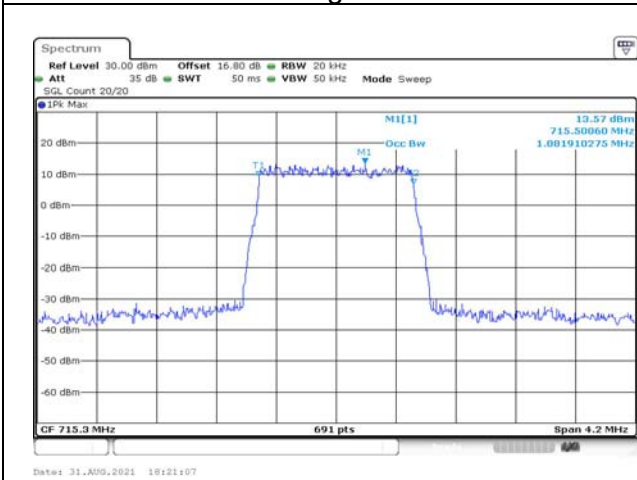


Fig.9

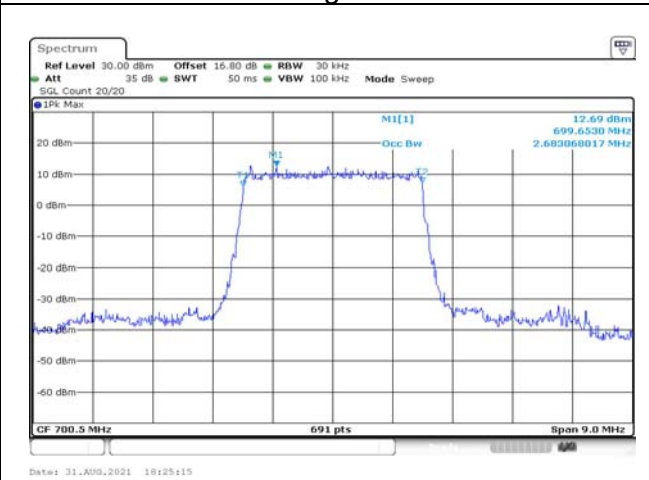


Fig.10

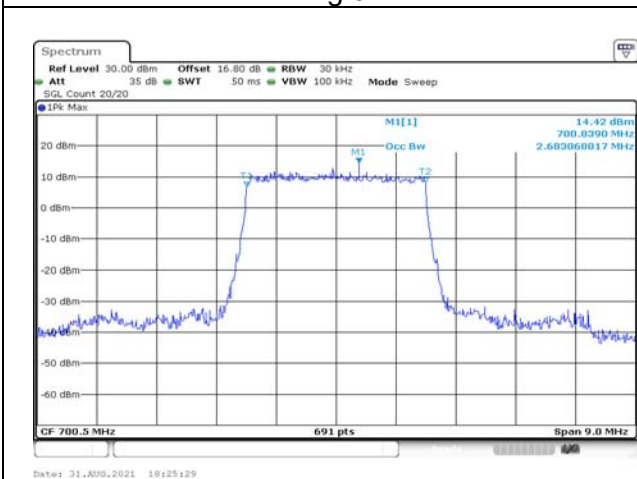


Fig.11

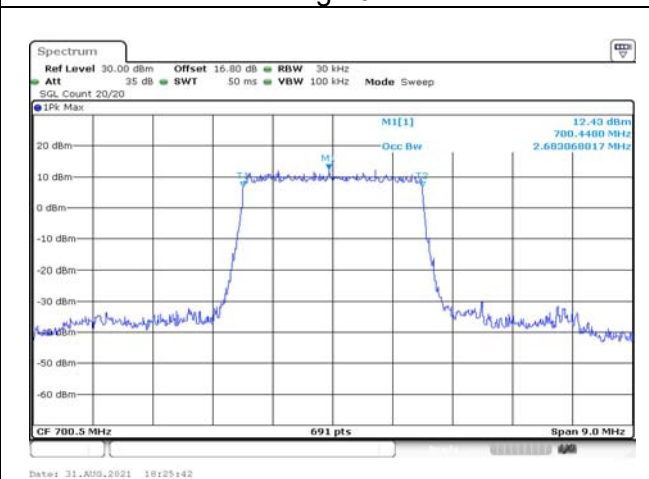


Fig.12

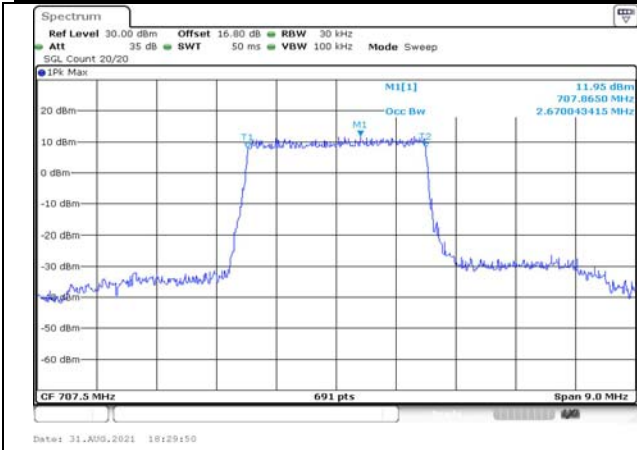


Fig.13

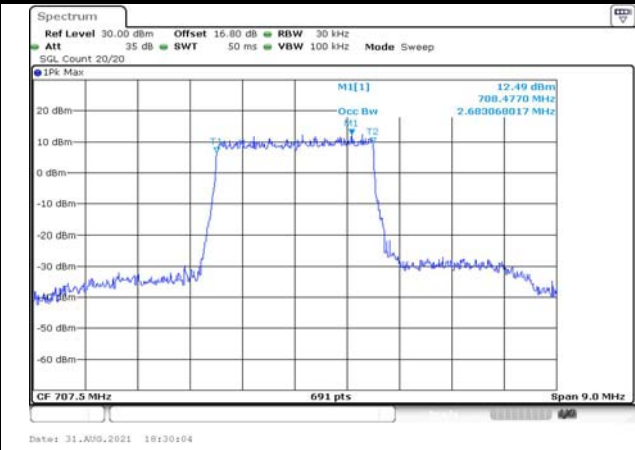


Fig.14

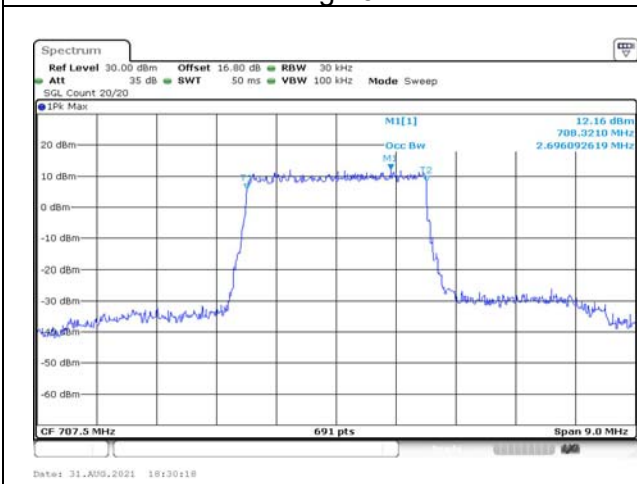


Fig.15

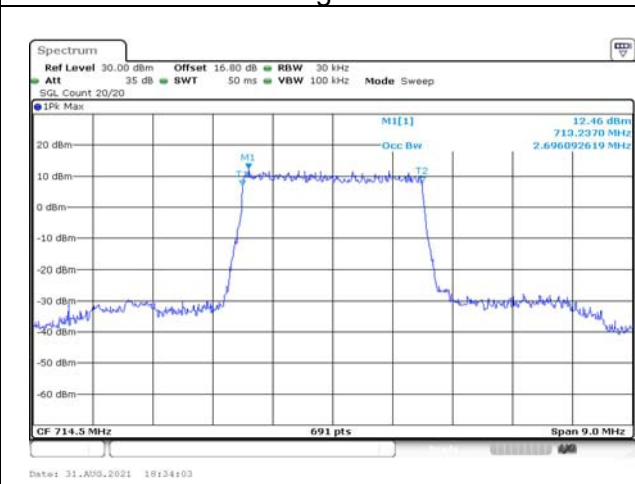


Fig.16

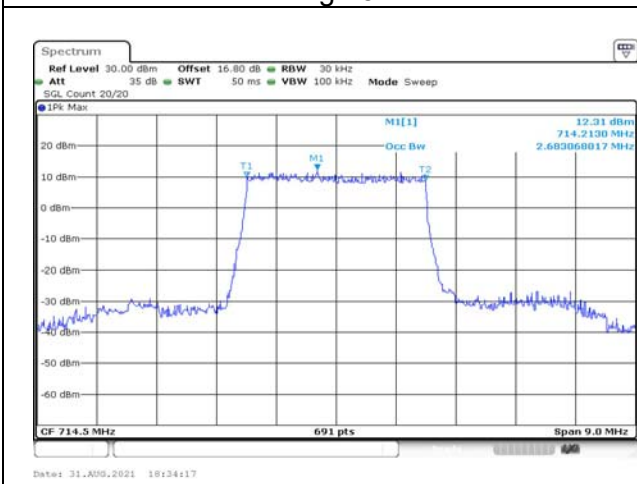


Fig.17

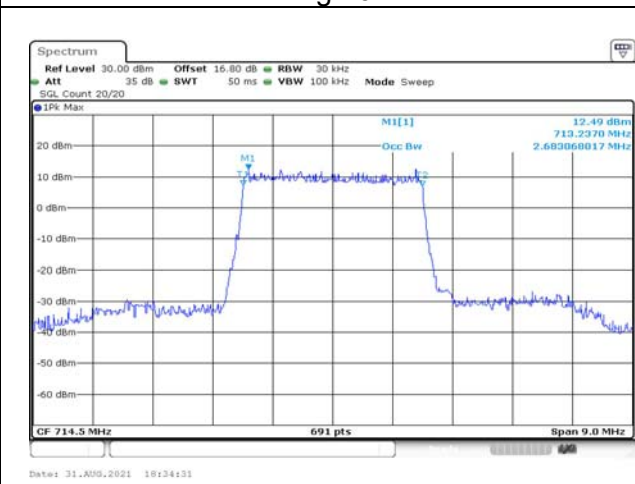


Fig.18

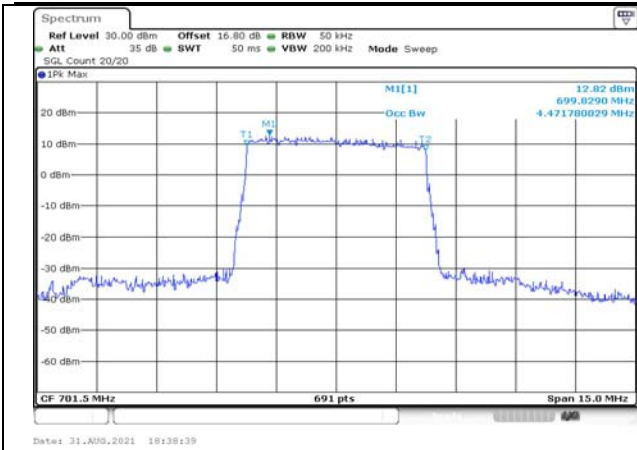


Fig.19

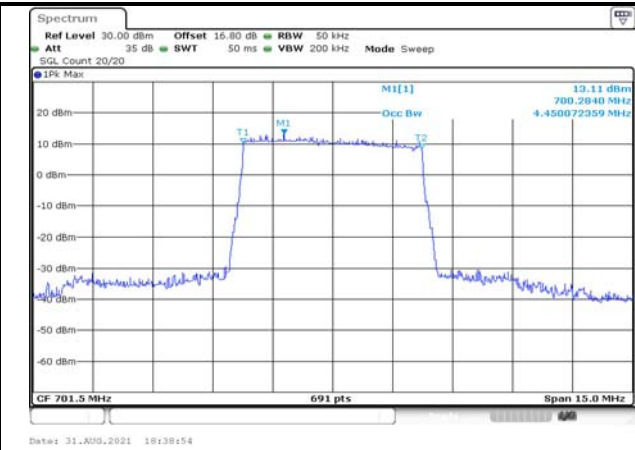


Fig.20

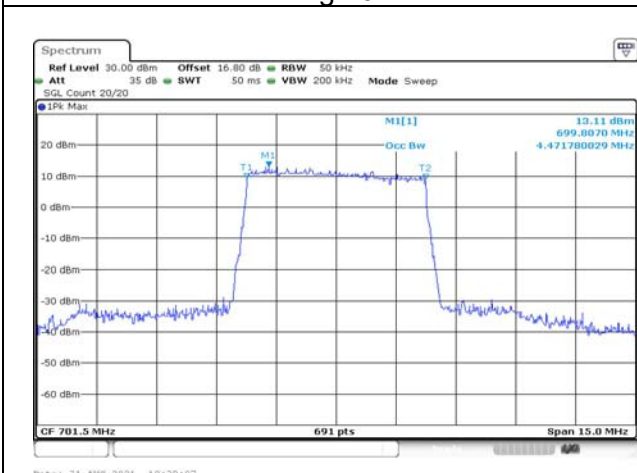


Fig.21

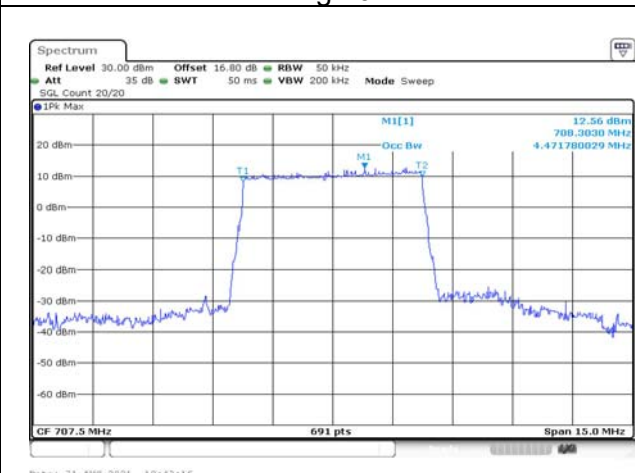


Fig.22

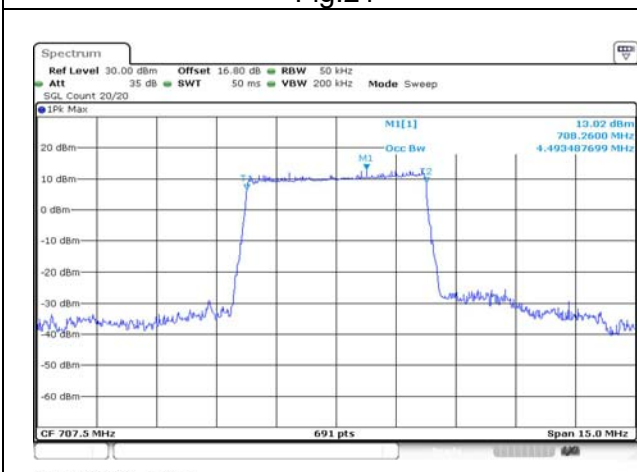


Fig.23

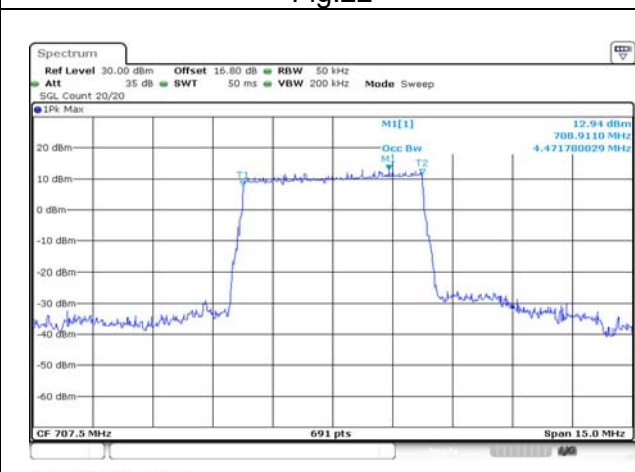


Fig.24



Fig.25

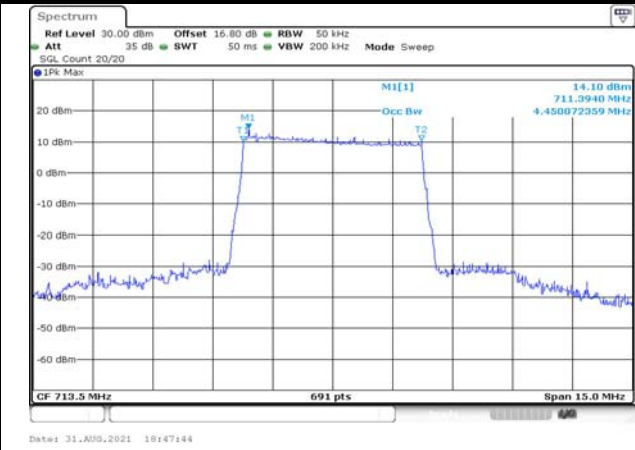


Fig.26

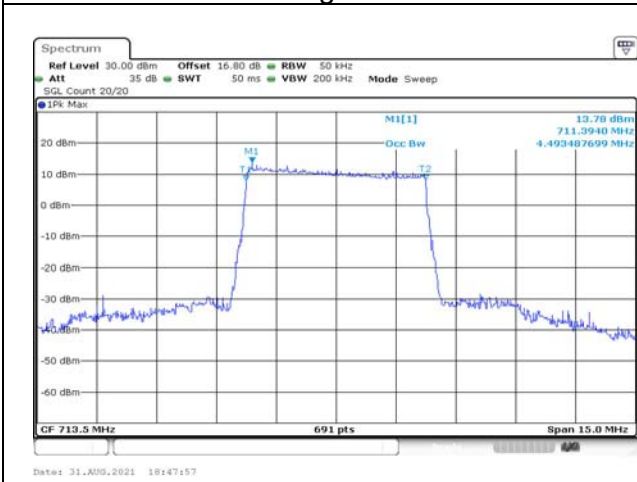


Fig.27

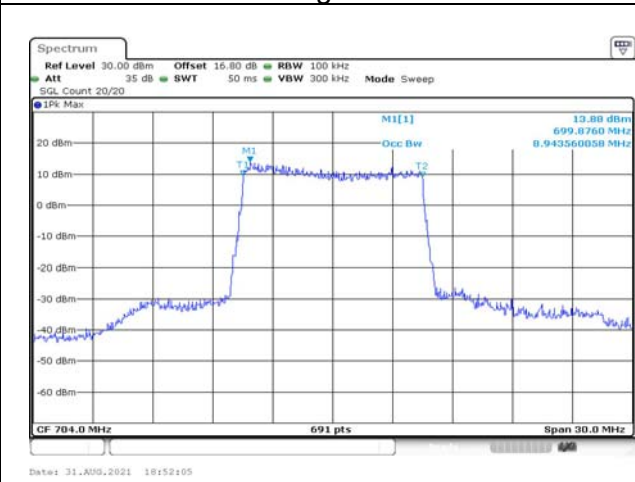


Fig.28

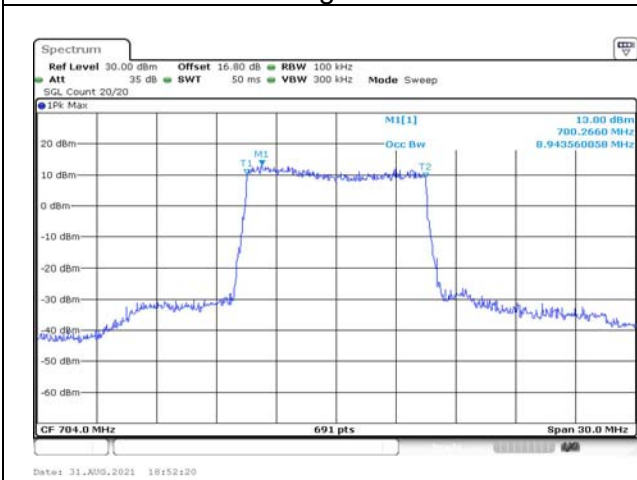


Fig.29

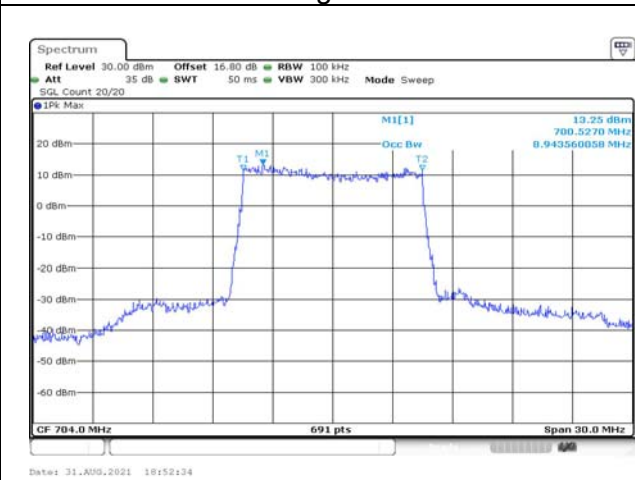


Fig.30

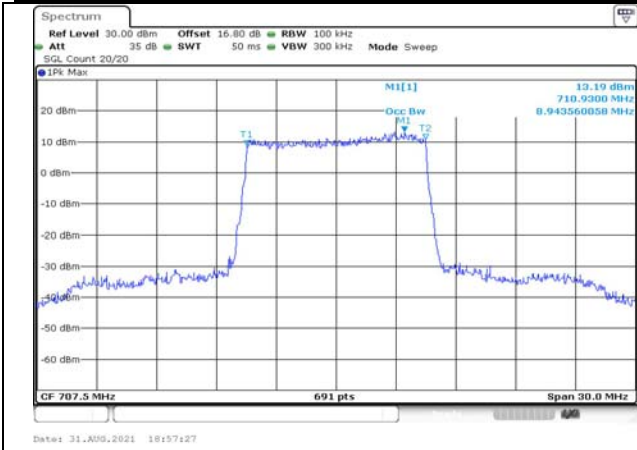


Fig.31

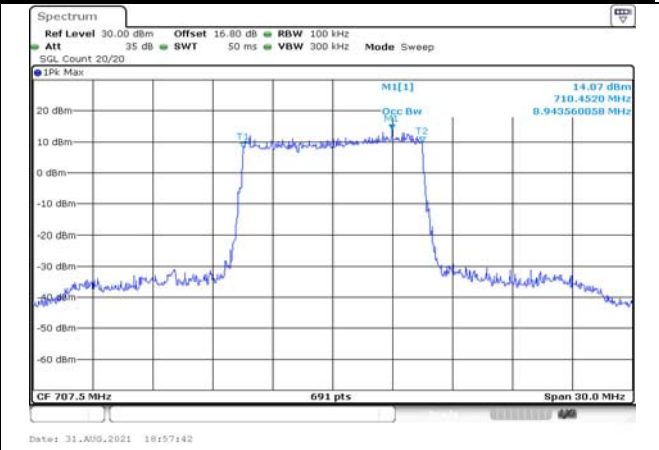


Fig.32

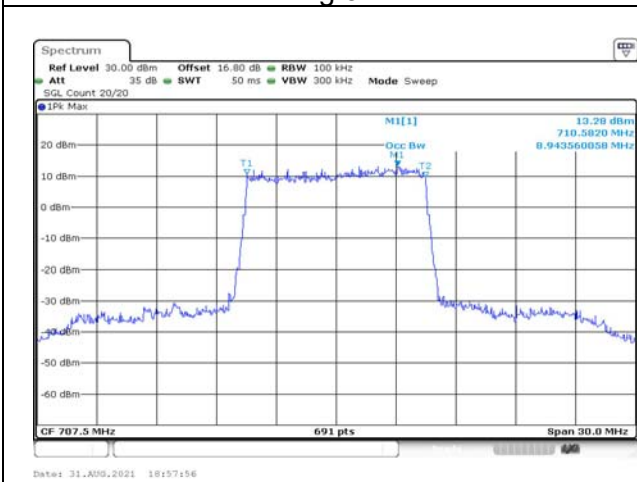


Fig.33

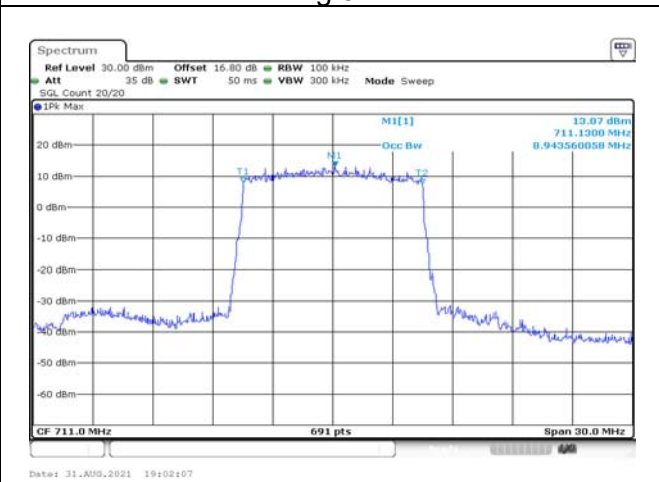


Fig.34

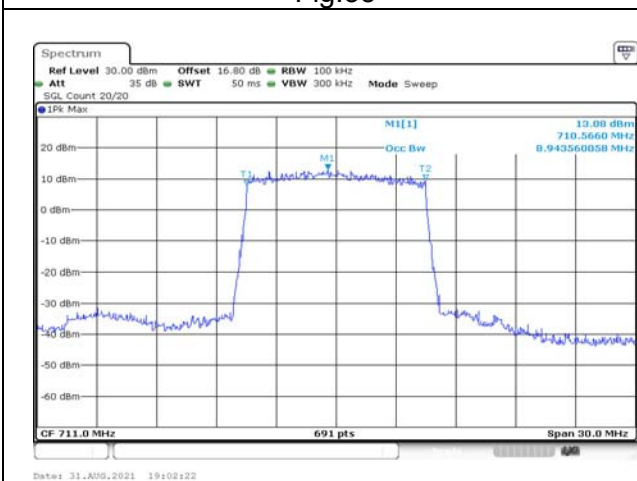


Fig.35

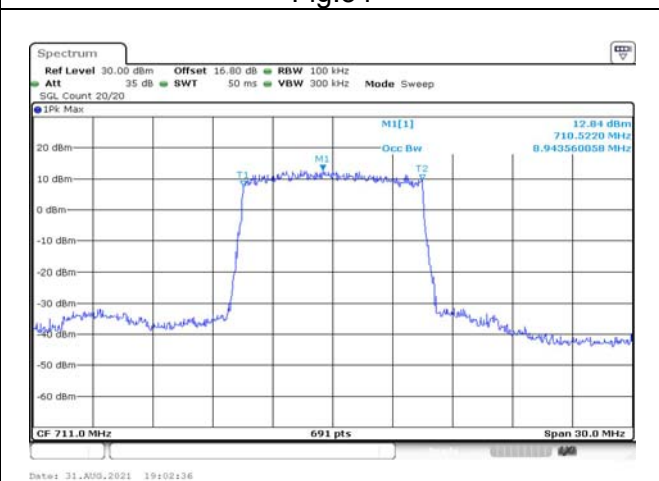


Fig.36

3 Emission Bandwidth

Band	Carrier frequency (MHz)	Channel	BW (MHz)	RB Size	RB Offset	Bandwidth of -26dB transmitter power (MHz)					
						QPSK		16-QAM		64-QAM	
12	699.7	23017	1.4	6	0	1.222	Fig.1	1.216	Fig.2	1.222	Fig.3
	707.5	23095		6	0	1.204	Fig.4	1.216	Fig.5	1.216	Fig.6
	715.3	23173		6	0	1.210	Fig.7	1.210	Fig.8	1.216	Fig.9
	700.5	23025	3	15	0	2.918	Fig.10	2.931	Fig.11	2.891	Fig.12
	707.5	23095		15	0	2.891	Fig.13	2.904	Fig.14	2.944	Fig.15
	714.5	23165		15	0	2.944	Fig.16	2.918	Fig.17	2.944	Fig.18
	701.5	23035	5	25	0	4.841	Fig.19	4.841	Fig.20	4.841	Fig.21
	707.5	23095		25	0	4.906	Fig.22	4.841	Fig.23	4.841	Fig.24
	713.5	23155		25	0	4.841	Fig.25	4.841	Fig.26	4.863	Fig.27
	704	23060	10	50	0	9.682	Fig.28	9.595	Fig.29	9.638	Fig.30
	707.5	23095		50	0	9.638	Fig.31	9.595	Fig.32	9.595	Fig.33
	711	23130		50	0	9.551	Fig.34	9.595	Fig.35	9.595	Fig.36

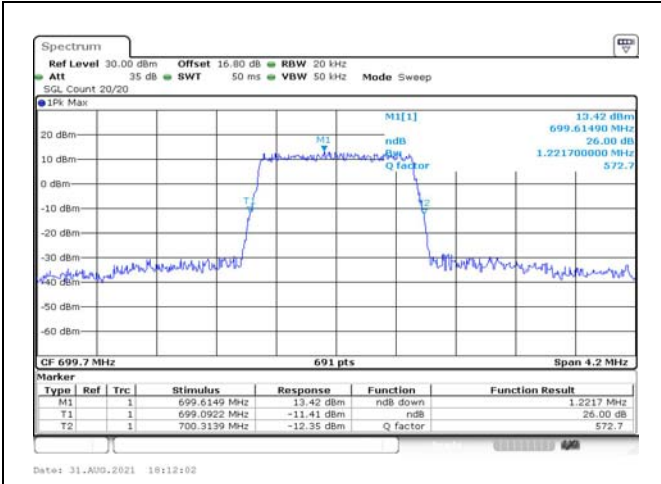


Fig.1

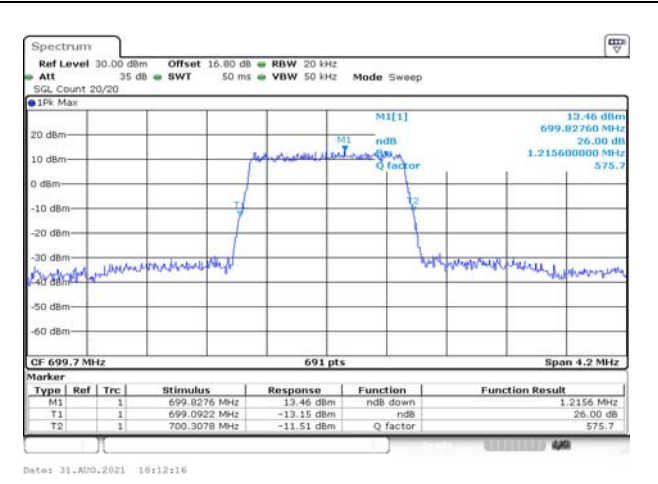


Fig.2

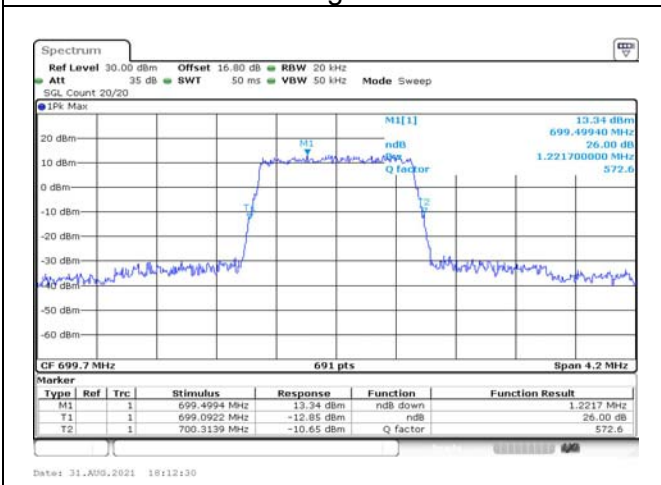


Fig.3

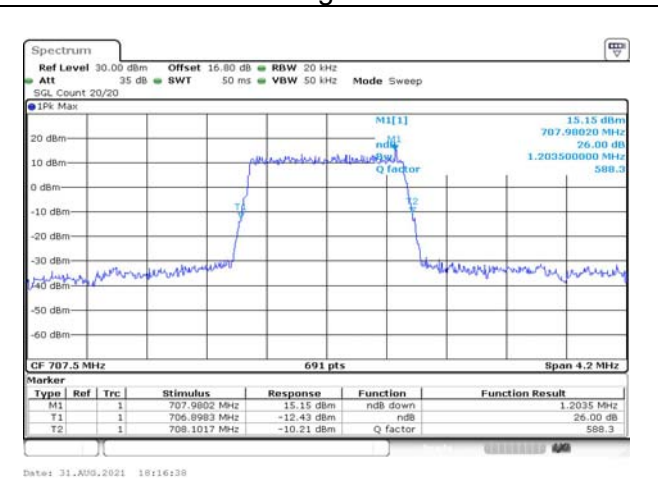


Fig.4

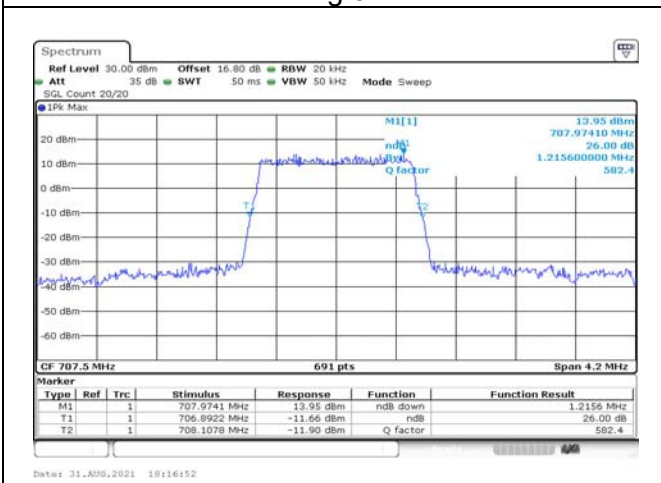


Fig.5

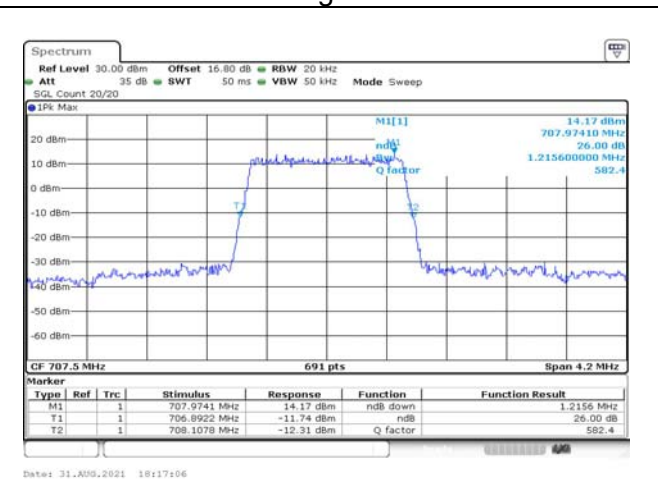


Fig.6

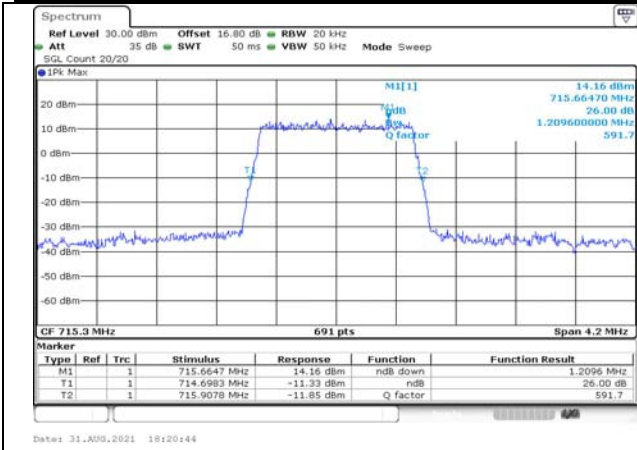


Fig.7

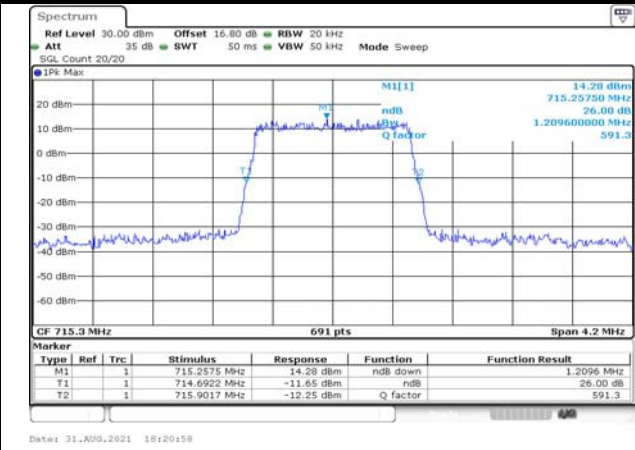


Fig.8

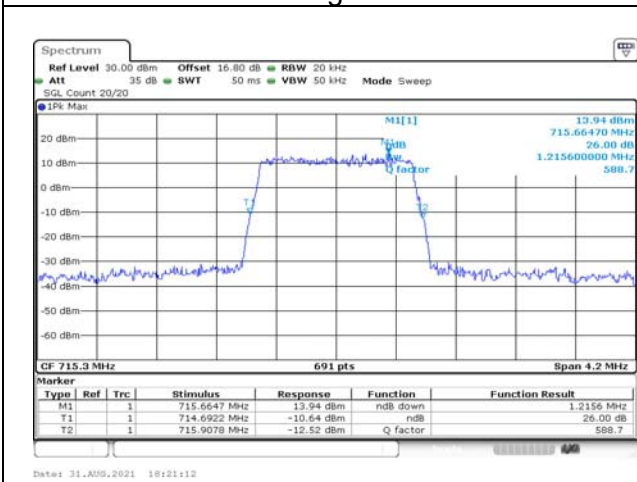


Fig.9

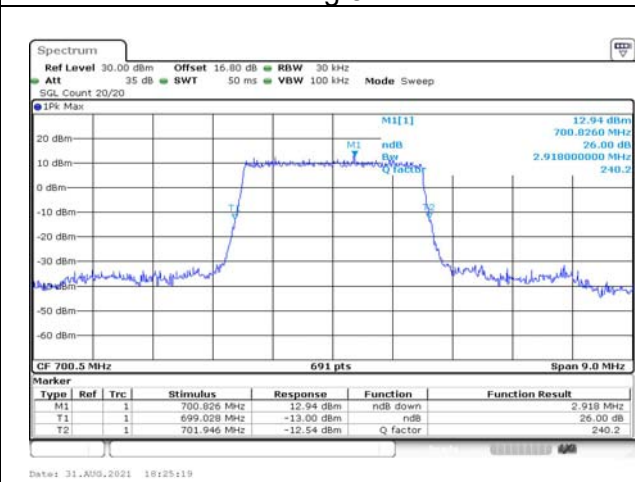


Fig.10

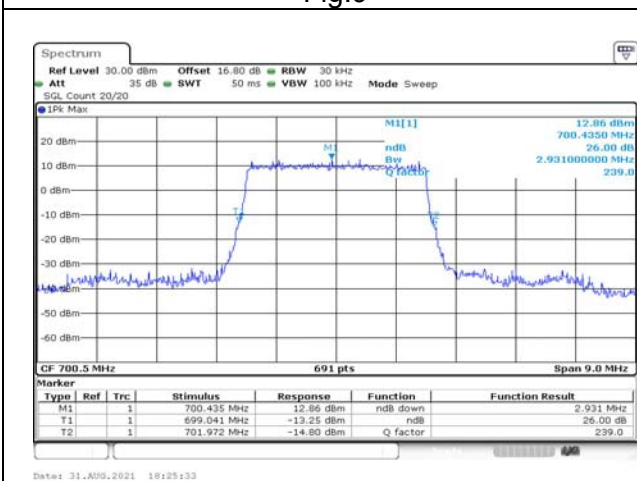


Fig.11

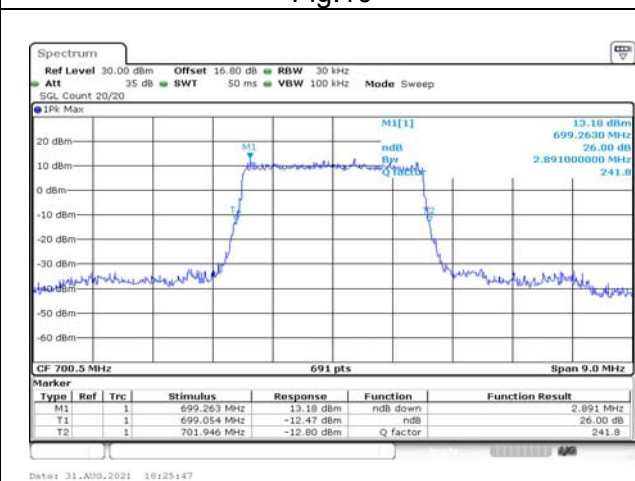


Fig.12

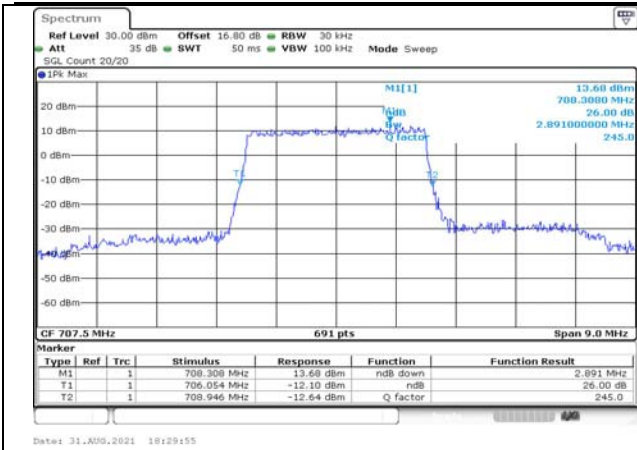


Fig.13

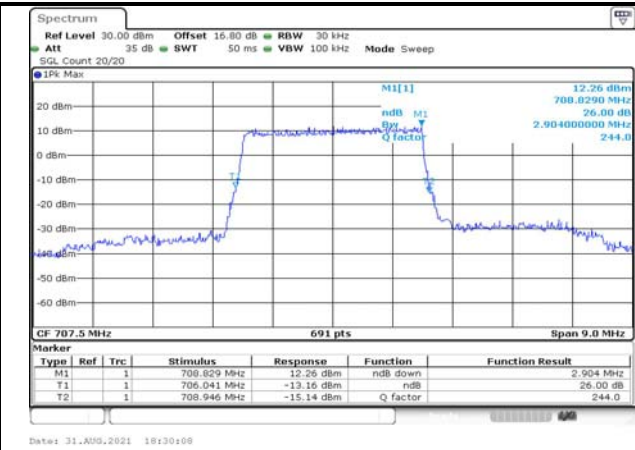


Fig.14

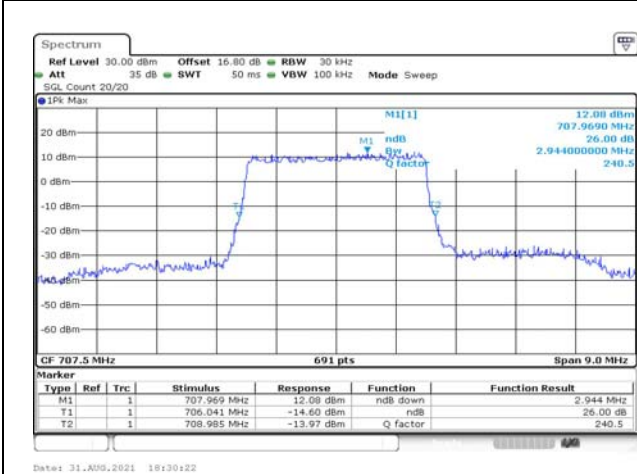


Fig.15

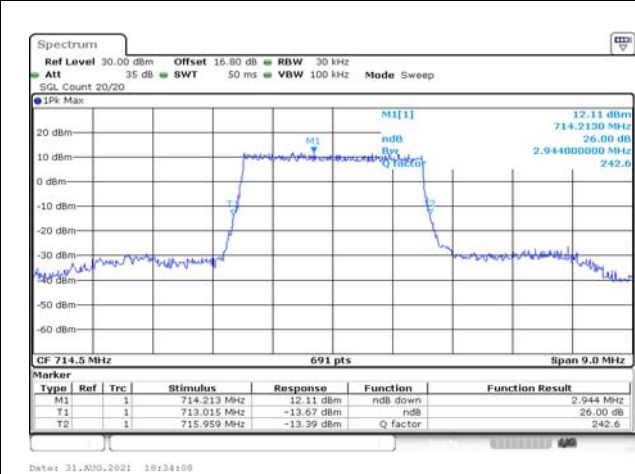


Fig.16

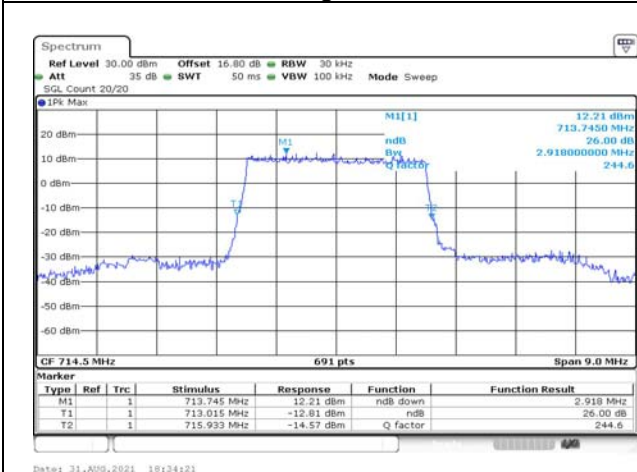


Fig.17

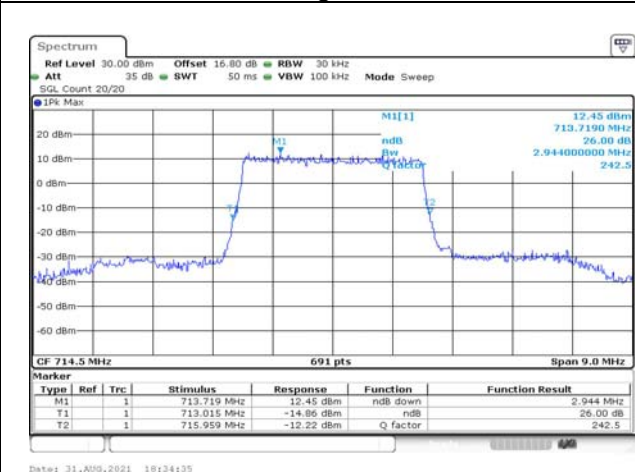


Fig.18

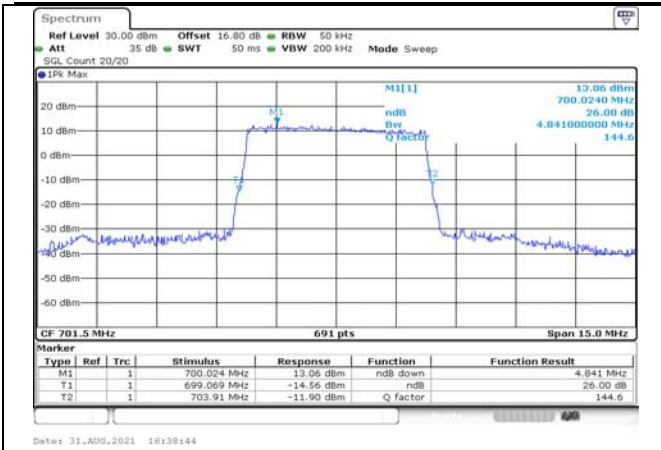


Fig.19

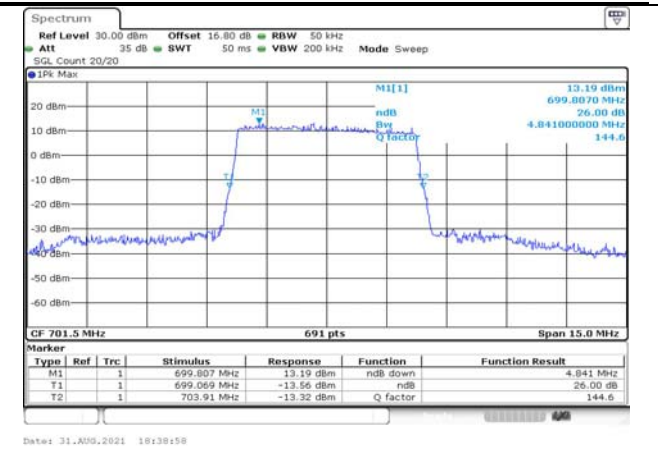


Fig.20

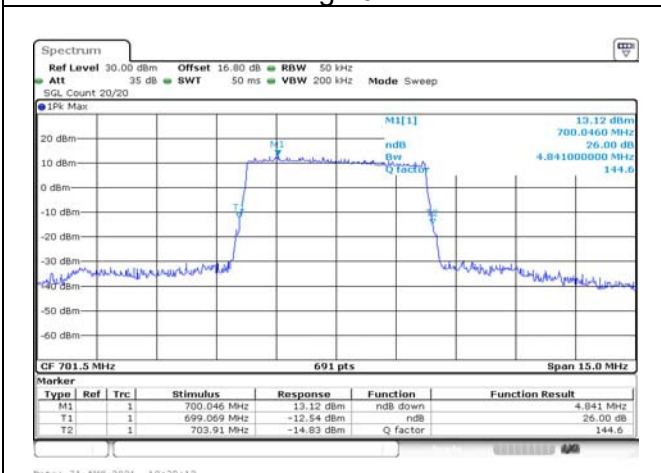


Fig.21

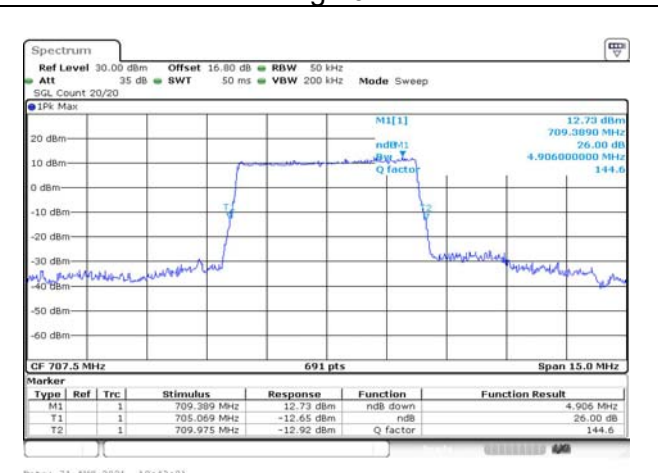


Fig.22

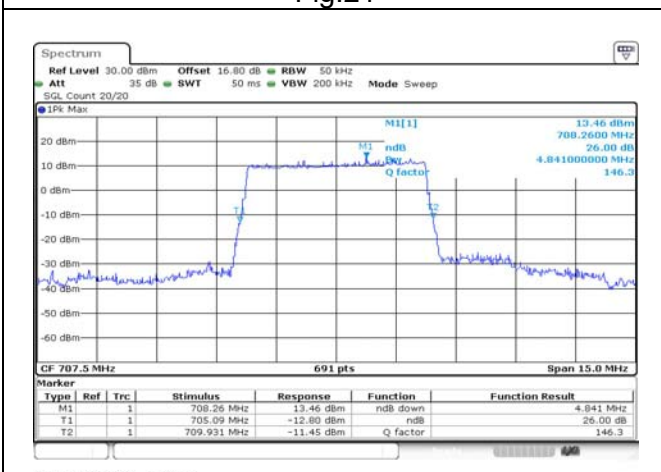


Fig.23

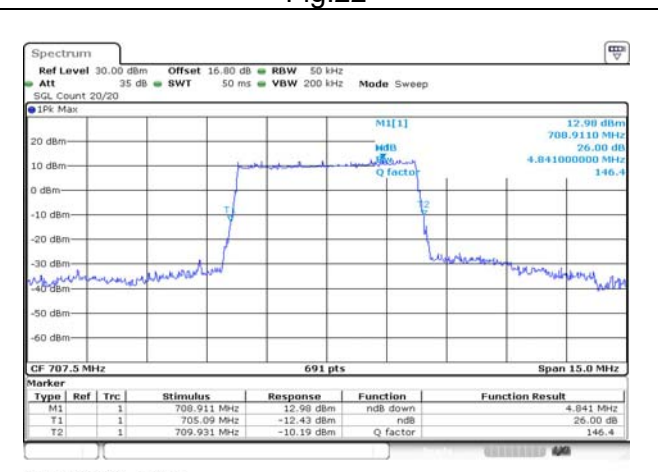


Fig.24

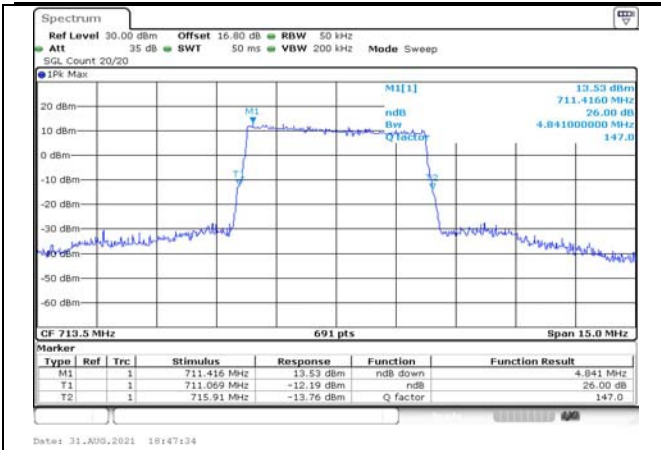


Fig.25

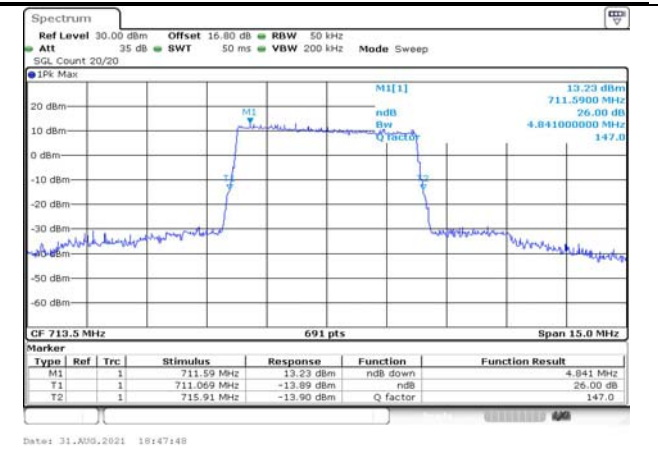


Fig.26

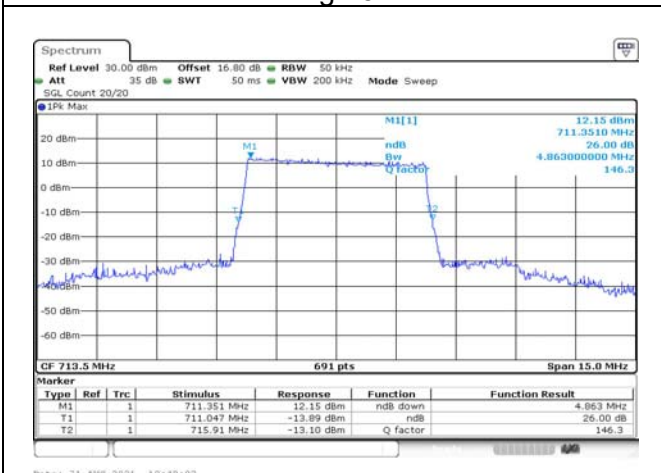


Fig.27

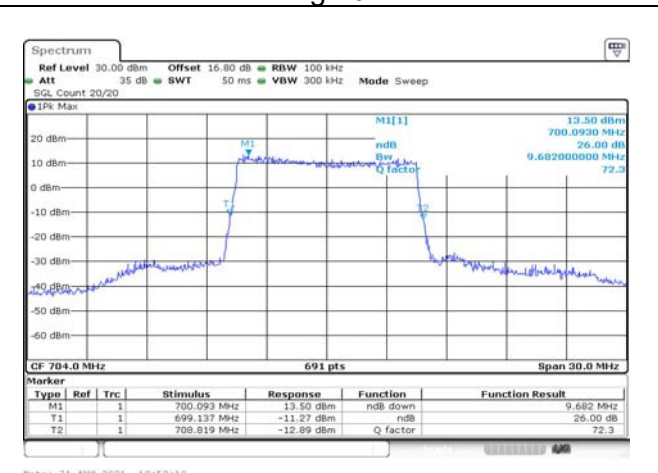


Fig.28



Fig.29

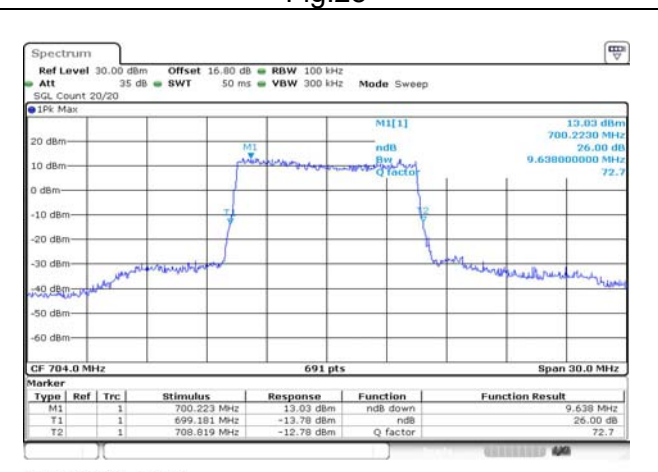


Fig.30

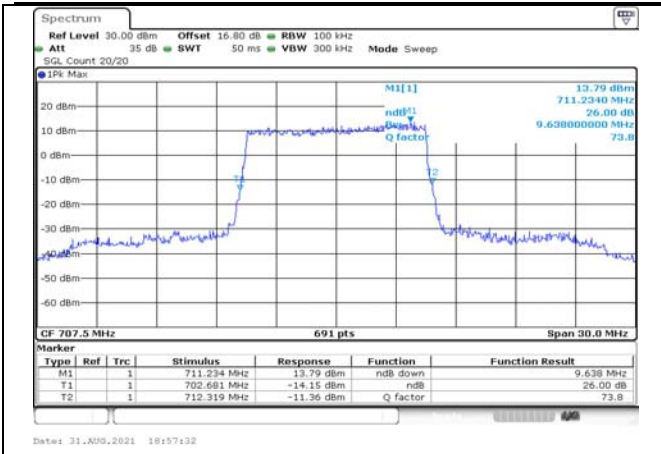


Fig.31

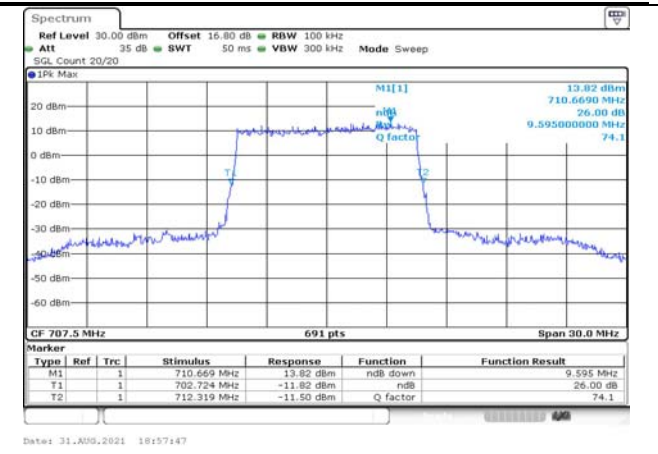


Fig.32

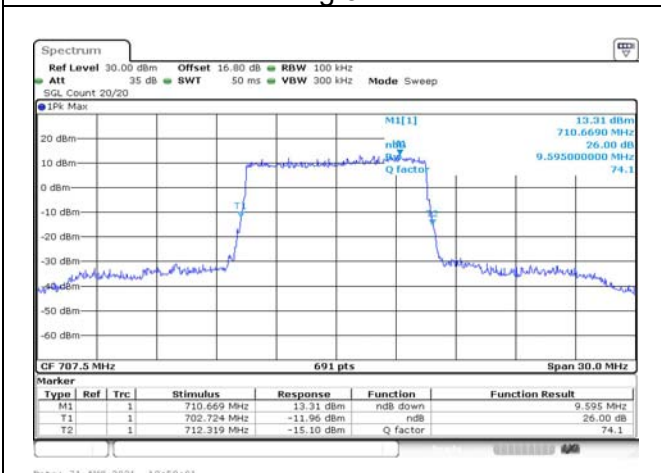


Fig.33

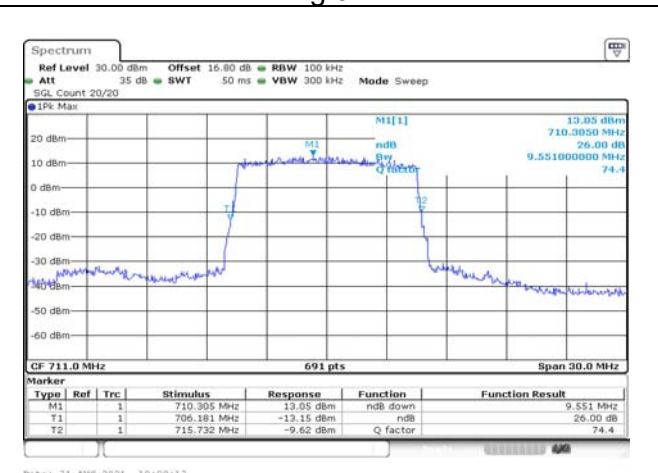


Fig.34

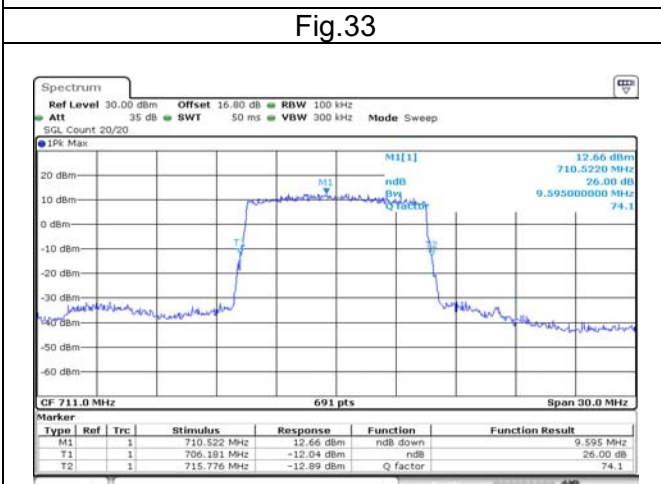


Fig.35

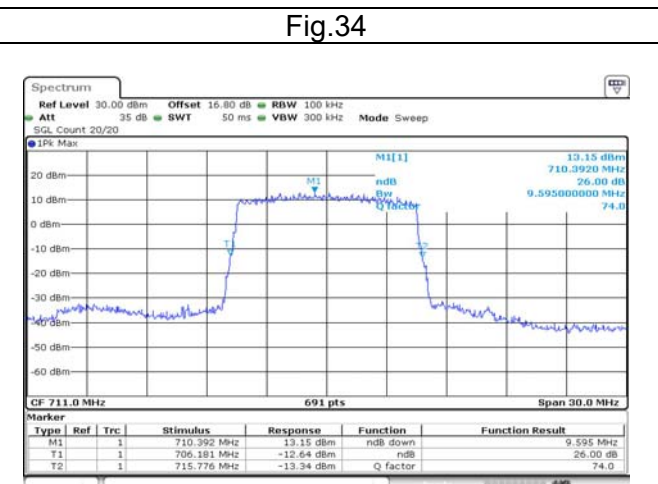


Fig.36

4 Peak-Average Ratio

Band	Carrier frequency (MHz)	Channel	BW (MHz)	RB Size	RB Offset	QPSK	16-QAM	64-QAM
12	699.7	23017	1.4	1	5	Fig.1	Fig.2	Fig.3
	699.7	23017		6	0	Fig.4	Fig.5	Fig.6
	707.5	23095		1	5	Fig.7	Fig.8	Fig.9
	707.5	23095		6	0	Fig.10	Fig.11	Fig.12
	715.3	23173		1	5	Fig.13	Fig.14	Fig.15
	715.3	23173		6	0	Fig.16	Fig.17	Fig.18
	700.5	23025	3	1	14	Fig.19	Fig.20	Fig.21
	700.5	23025		15	0	Fig.22	Fig.23	Fig.24
	707.5	23095		1	14	Fig.25	Fig.26	Fig.27
	707.5	23095		15	0	Fig.28	Fig.29	Fig.30
	714.5	23165		1	14	Fig.31	Fig.32	Fig.33
	714.5	23165		15	0	Fig.34	Fig.35	Fig.36
	701.5	23035	5	1	24	Fig.37	Fig.38	Fig.39
	701.5	23035		25	0	Fig.40	Fig.41	Fig.42
	707.5	23095		1	24	Fig.43	Fig.44	Fig.45
	707.5	23095		25	0	Fig.46	Fig.47	Fig.48
	713.5	23155		1	24	Fig.49	Fig.50	Fig.51
	713.5	23155		25	0	Fig.52	Fig.53	Fig.54
	704	23060	10	1	49	Fig.55	Fig.56	Fig.57
	704	23060		50	0	Fig.58	Fig.59	Fig.60
	707.5	23095		1	49	Fig.61	Fig.62	Fig.63
	707.5	23095		50	0	Fig.64	Fig.65	Fig.66
	711	23130		1	49	Fig.67	Fig.68	Fig.69
	711	23130		50	0	Fig.70	Fig.71	Fig.72

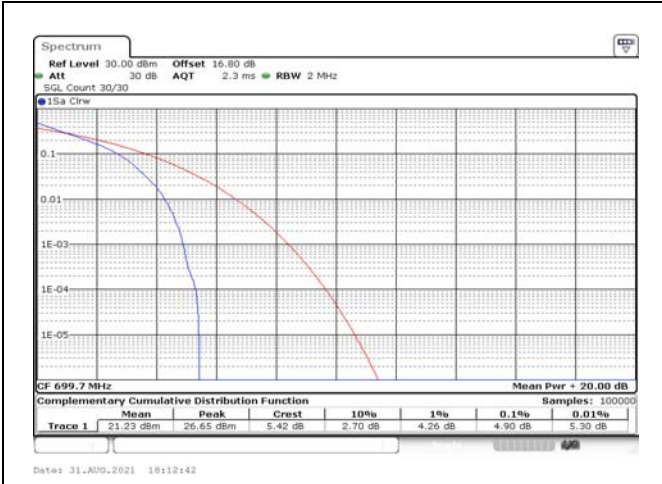


Fig.1

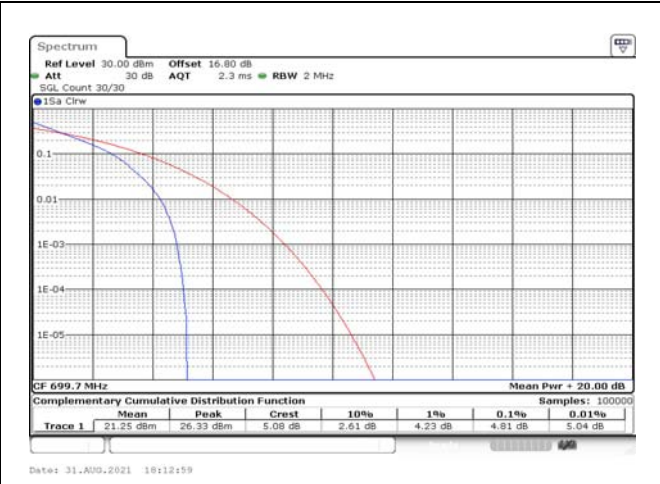


Fig.2

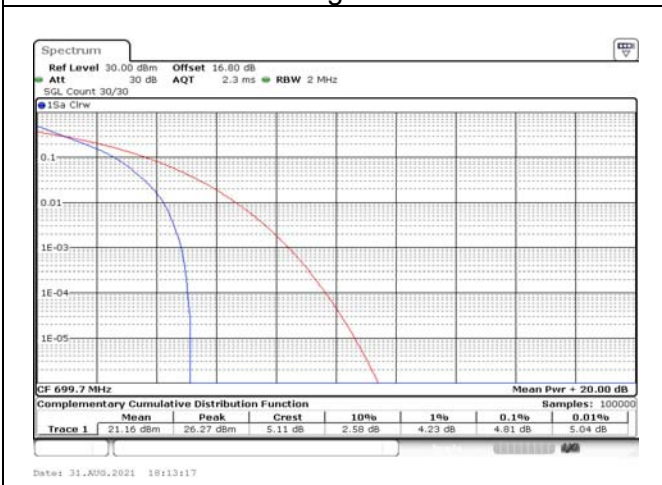


Fig.3

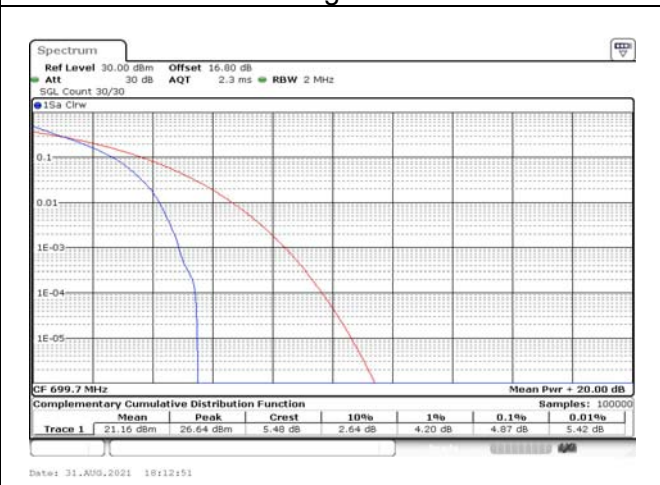


Fig.4

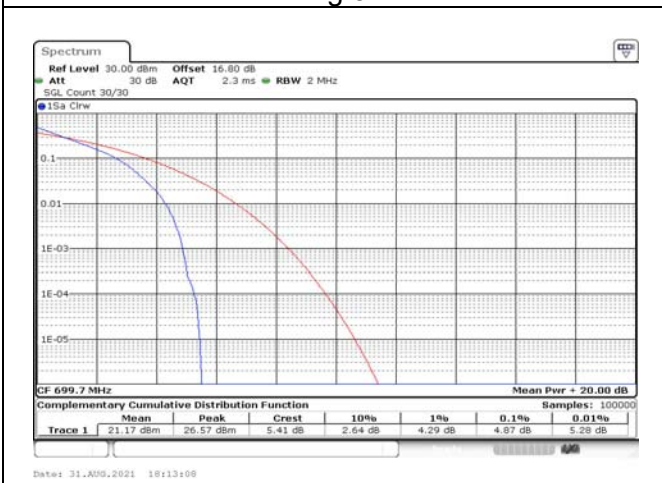


Fig.5

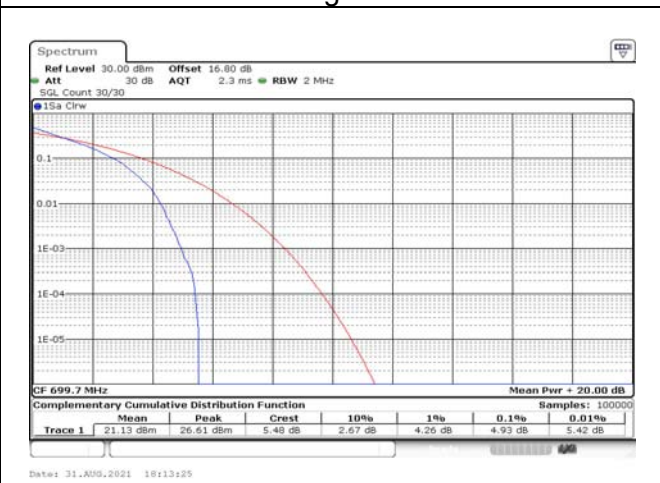


Fig.6

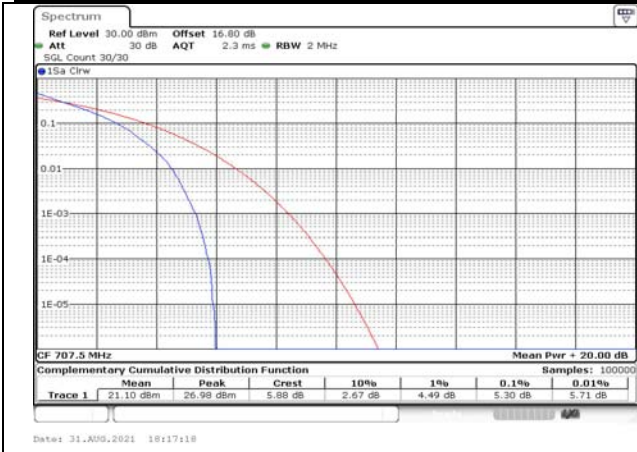


Fig.7

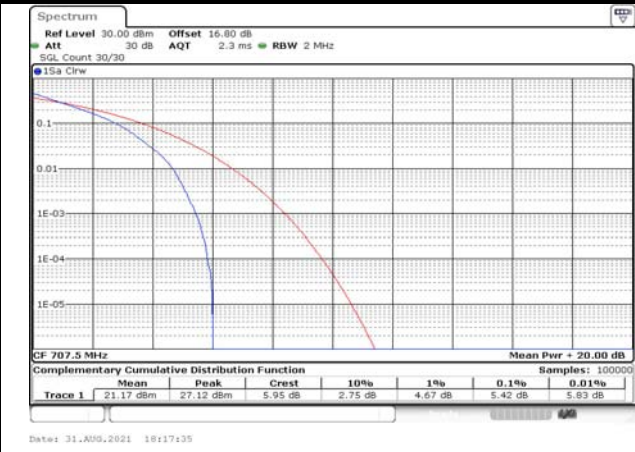


Fig.8

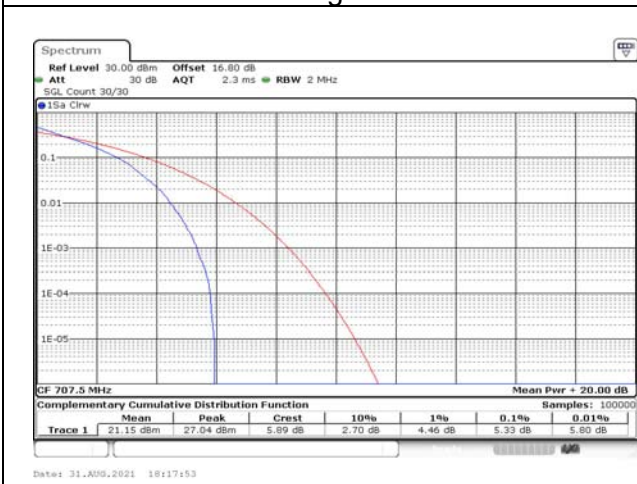


Fig.9

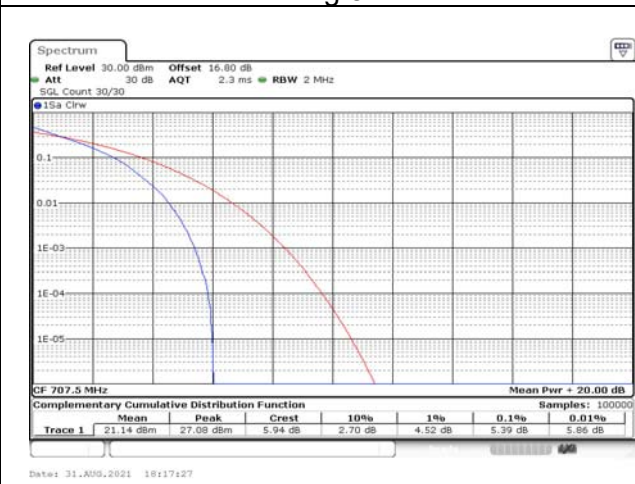


Fig.10

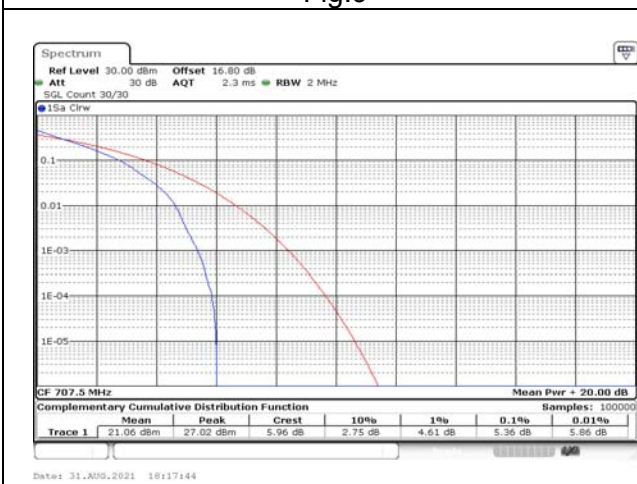


Fig.11

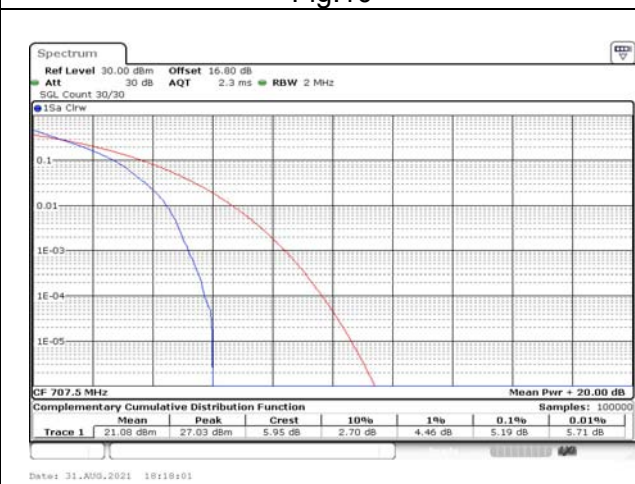


Fig.12

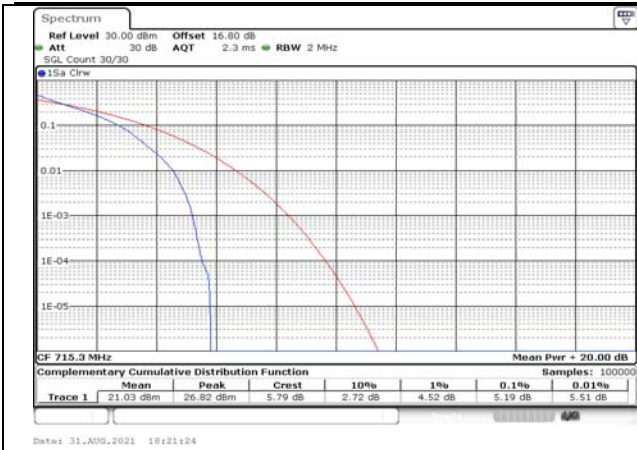


Fig.13

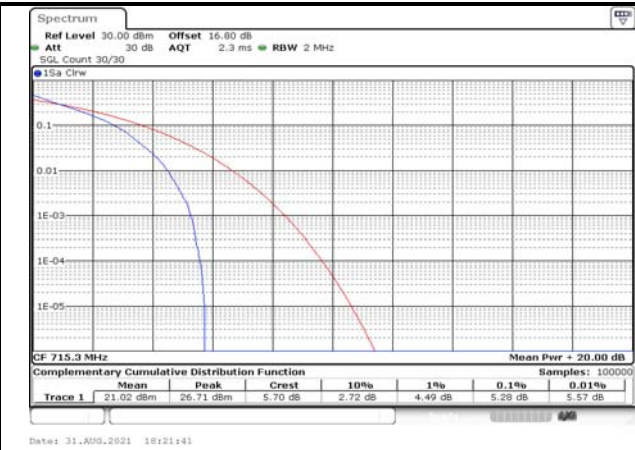


Fig.14

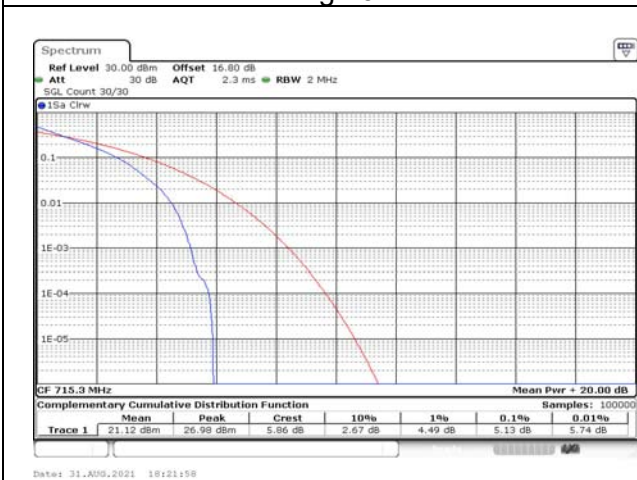


Fig.15

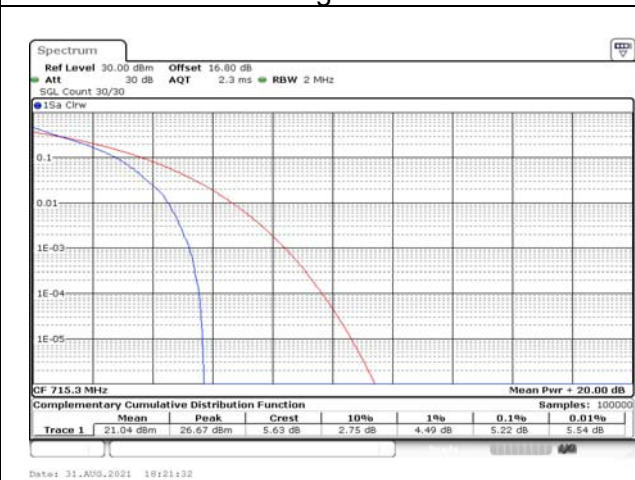


Fig.16

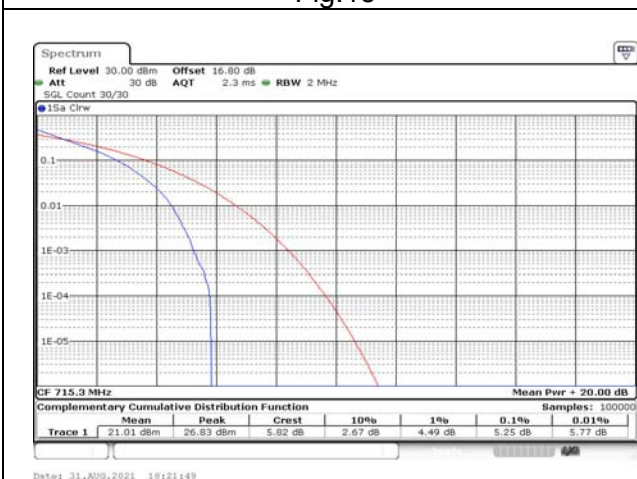


Fig.17

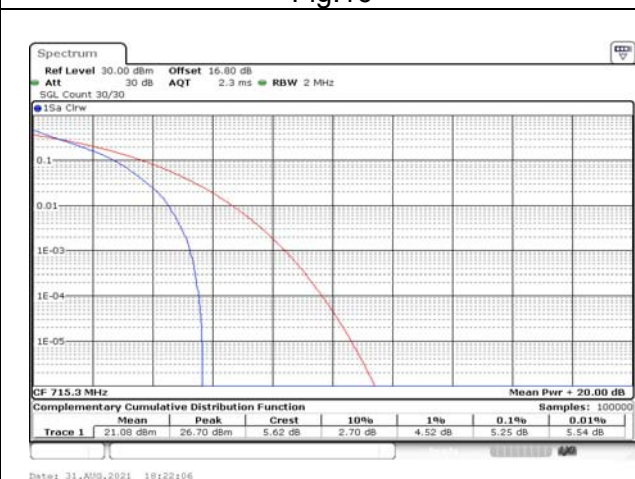


Fig.18

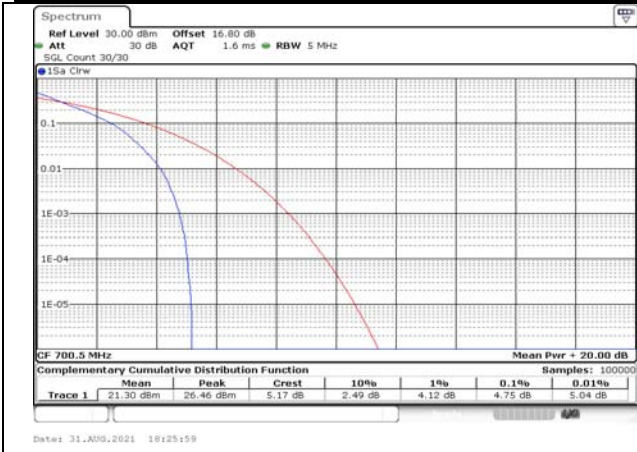


Fig.19

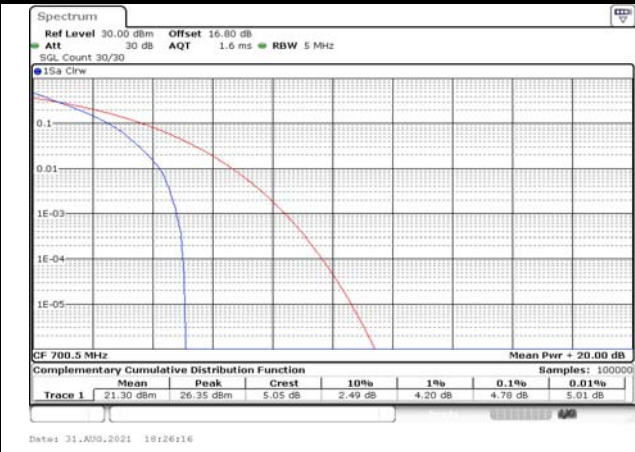


Fig.20

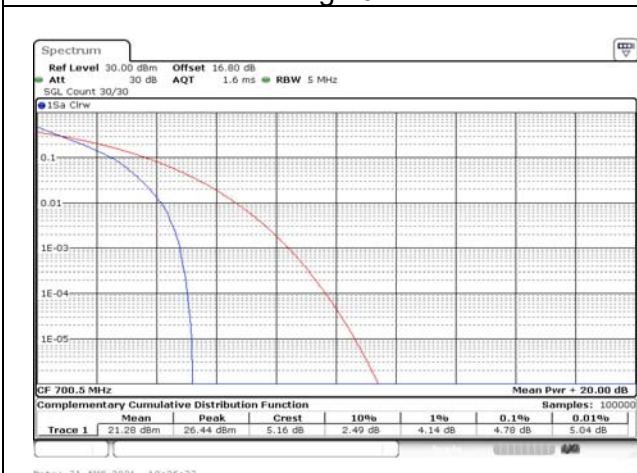


Fig.21

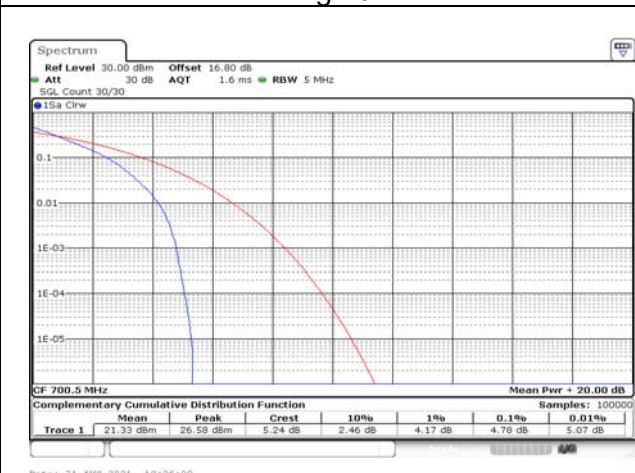


Fig.22

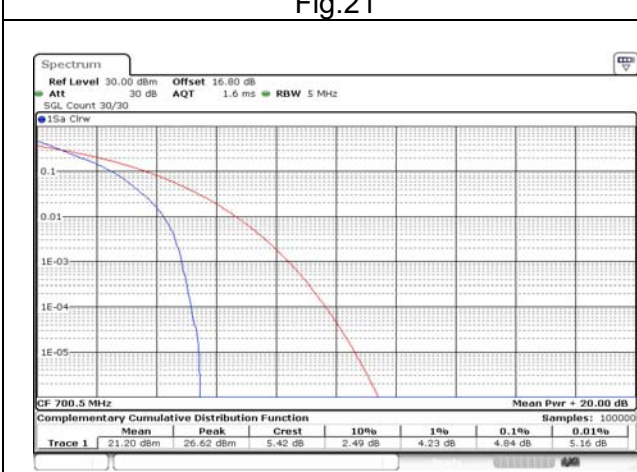


Fig.23

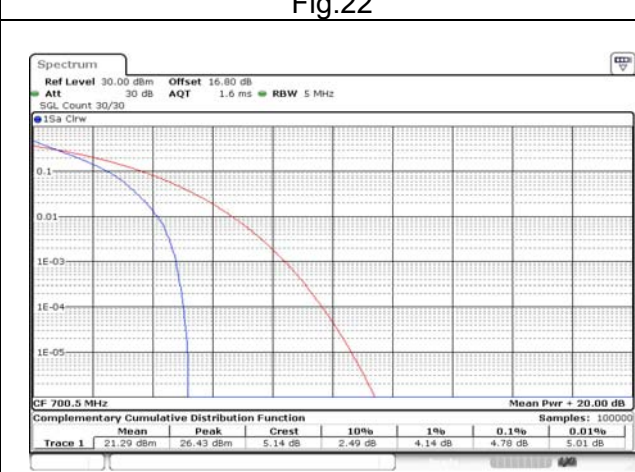


Fig.24



Fig.25

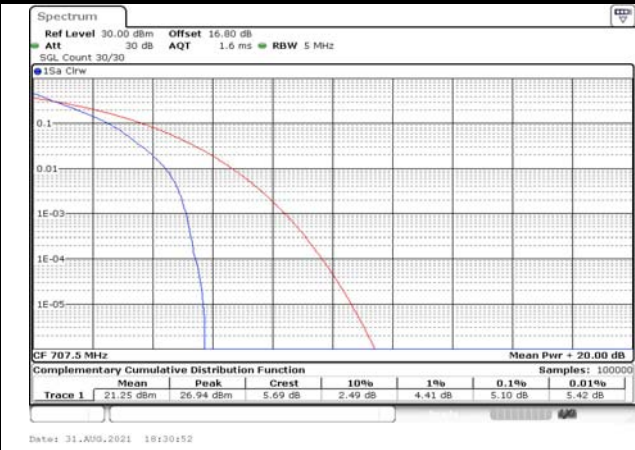


Fig.26

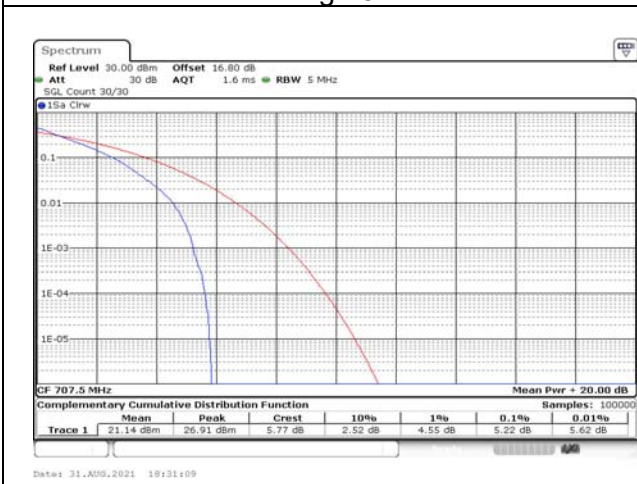


Fig.27

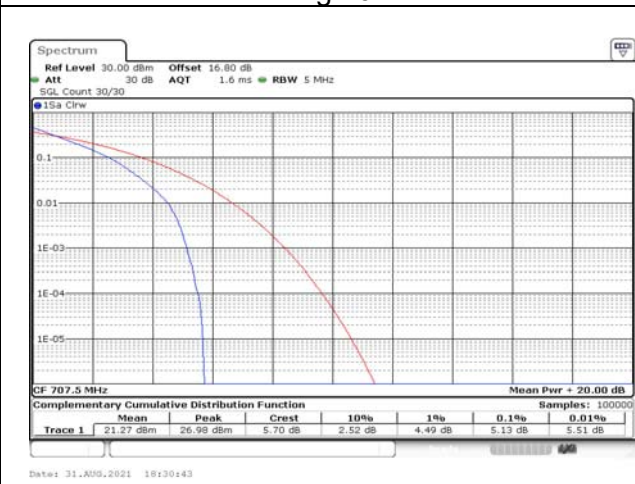


Fig.28

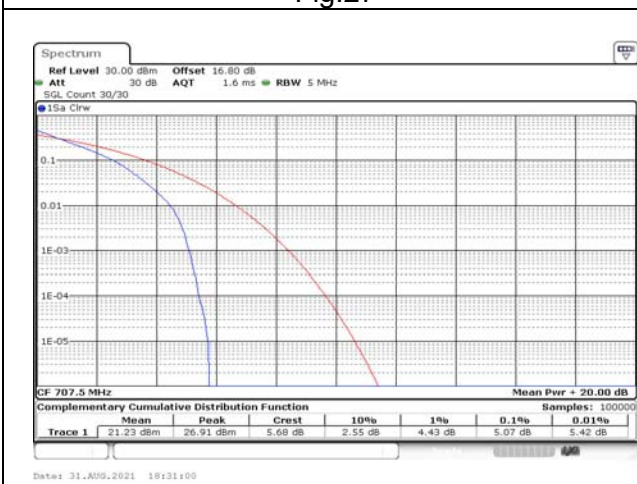


Fig.29

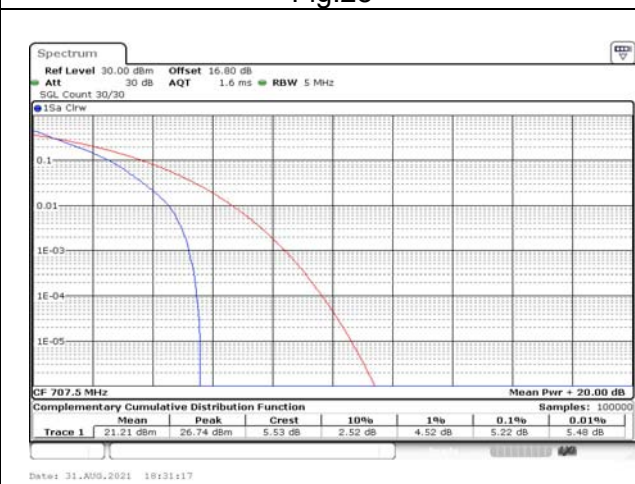


Fig.30

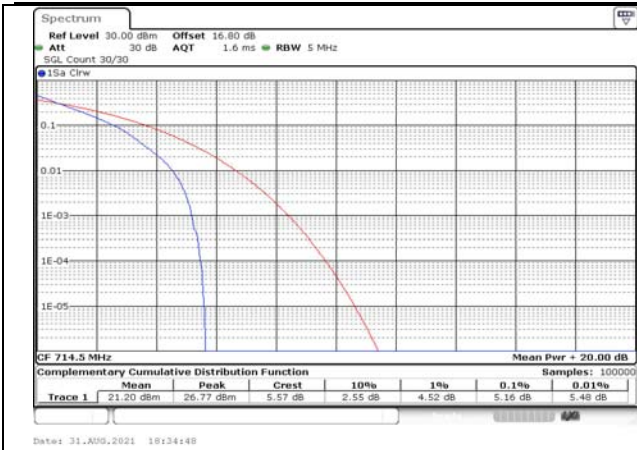


Fig.31

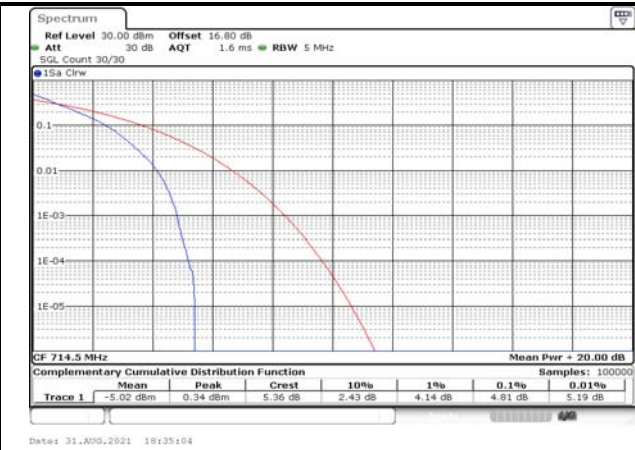


Fig.32

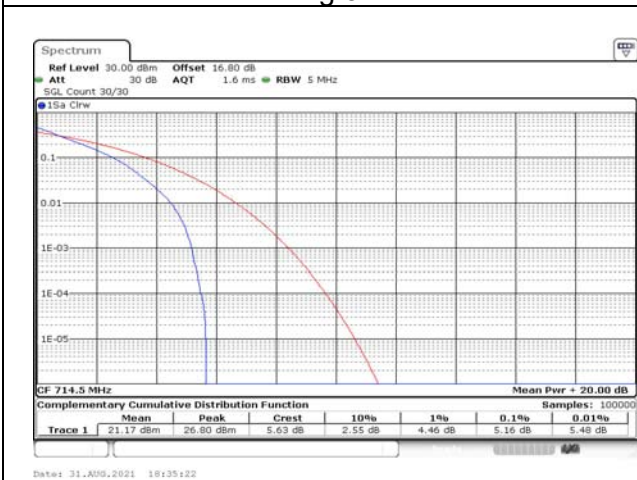


Fig.33

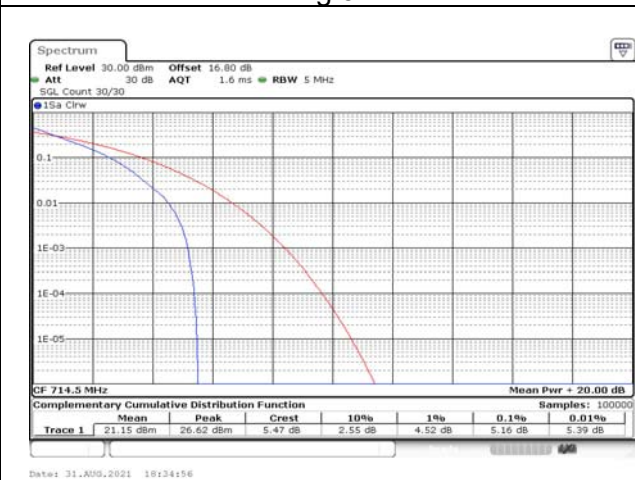


Fig.34

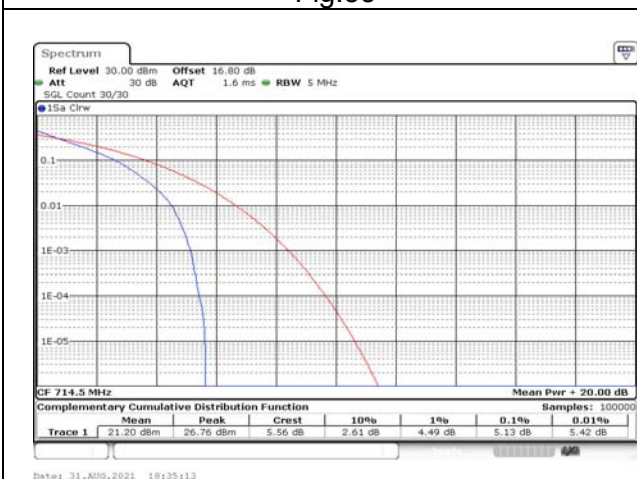


Fig.35

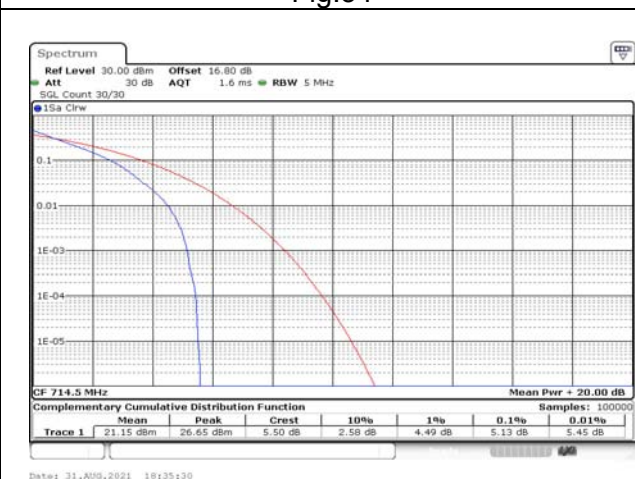


Fig.36

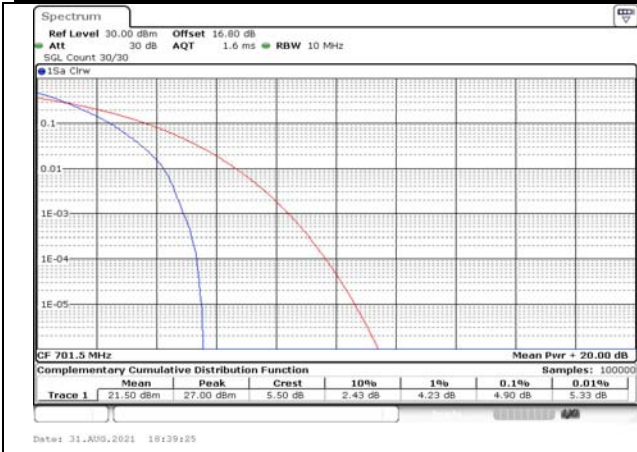


Fig.37

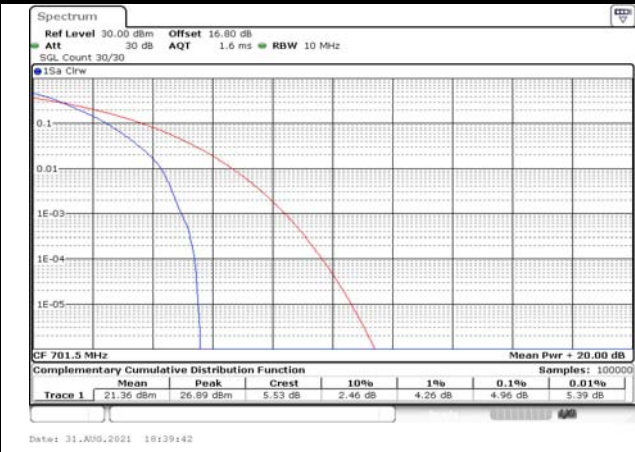


Fig.38

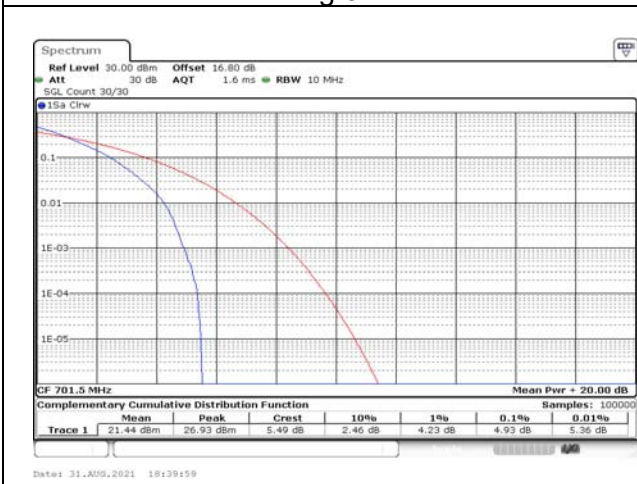


Fig.39

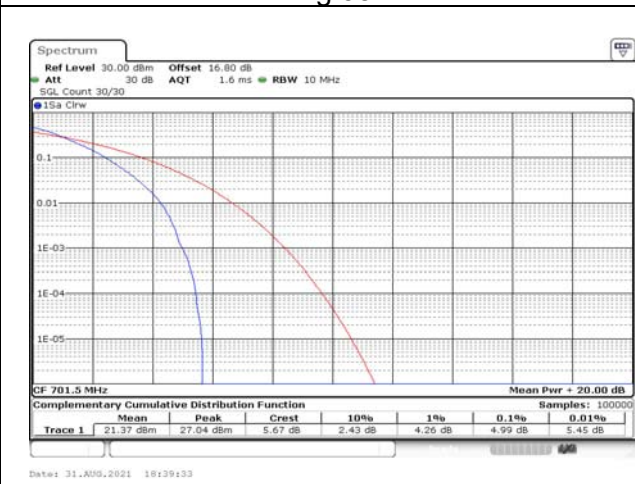


Fig.40

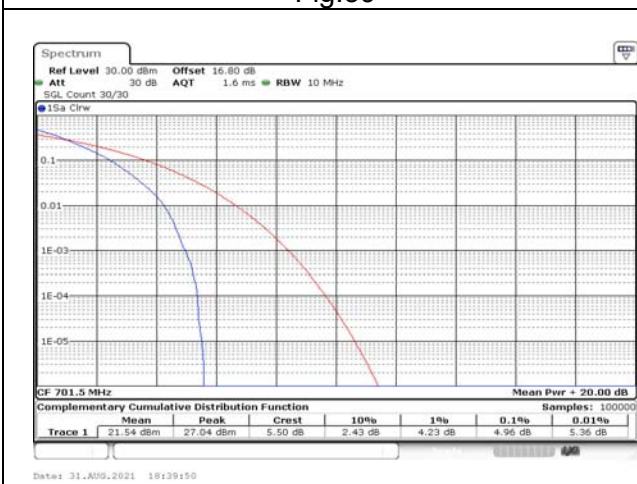


Fig.41

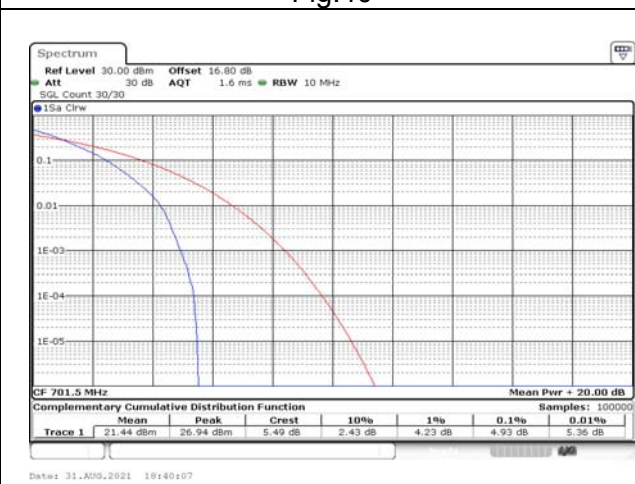


Fig.42

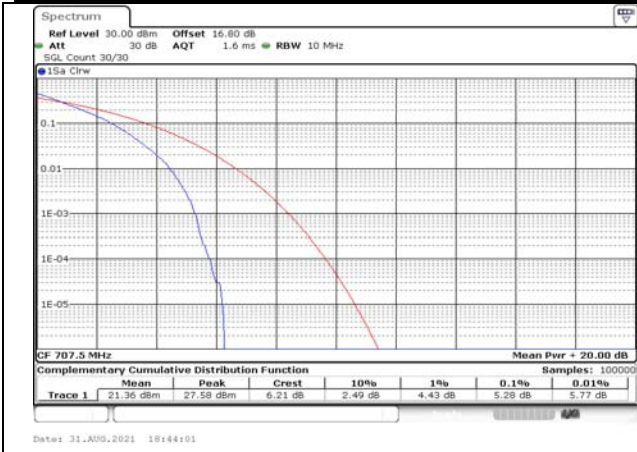


Fig.43

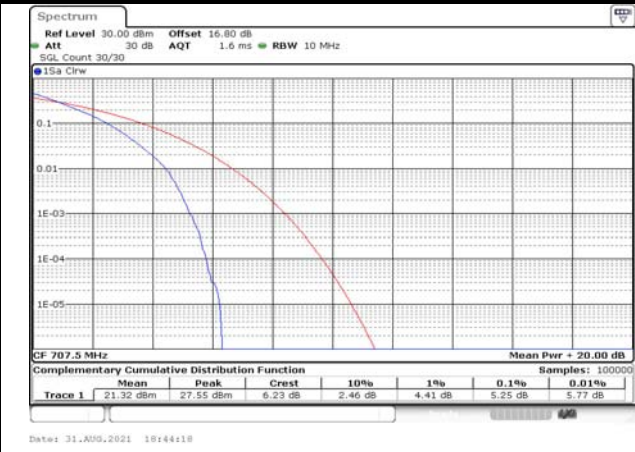


Fig.44

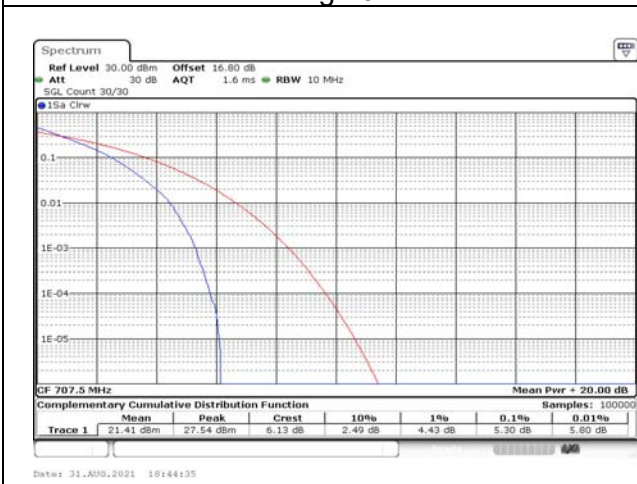


Fig.45

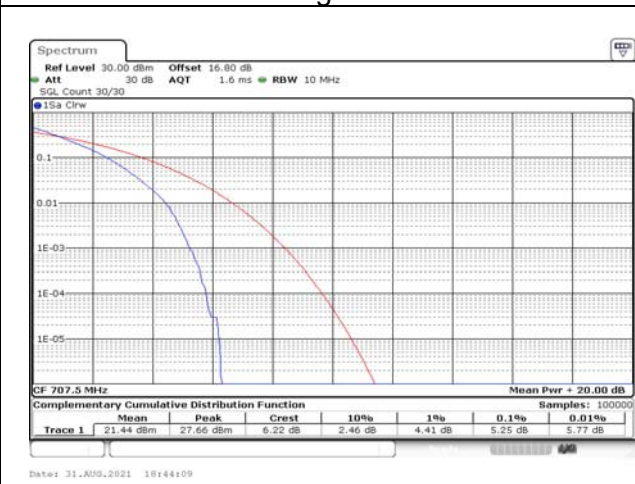


Fig.46

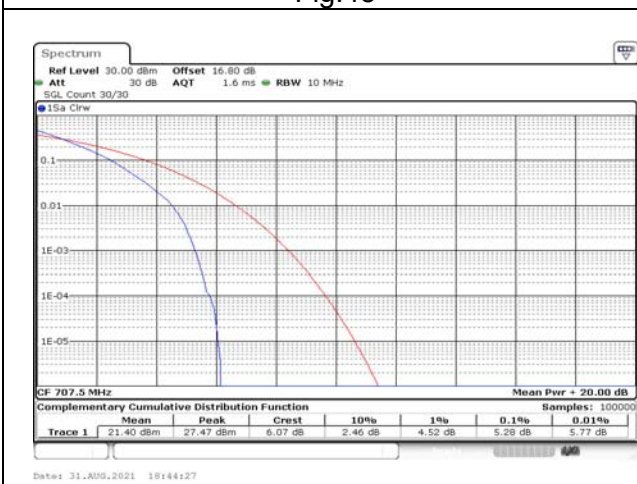


Fig.47

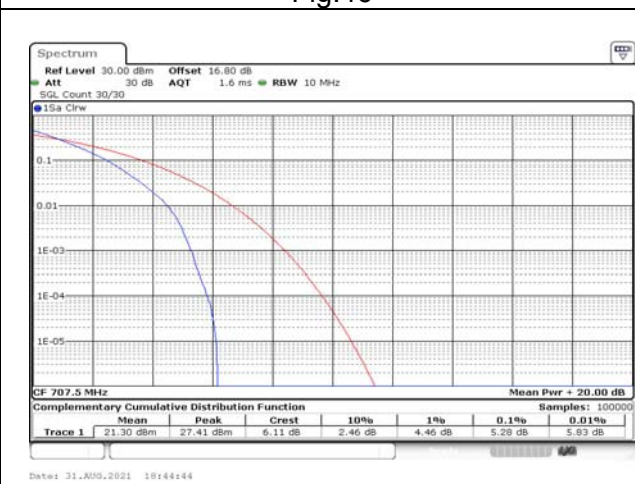


Fig.48

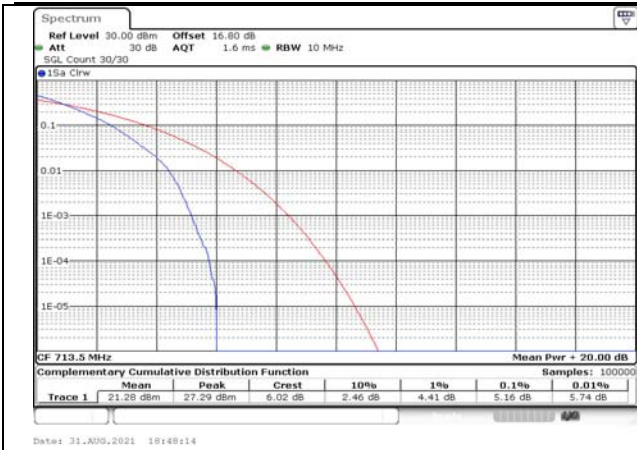


Fig.49

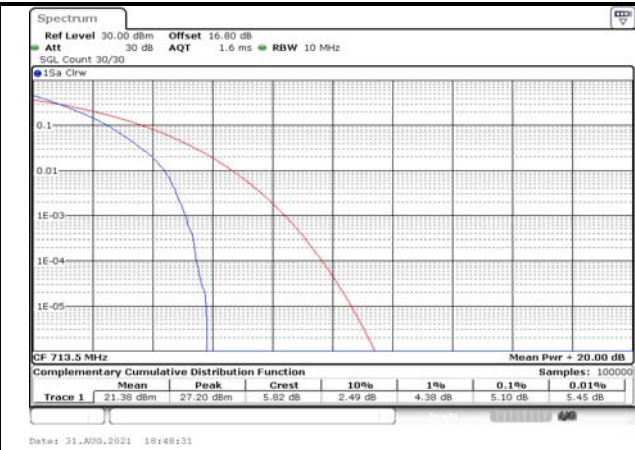


Fig.50

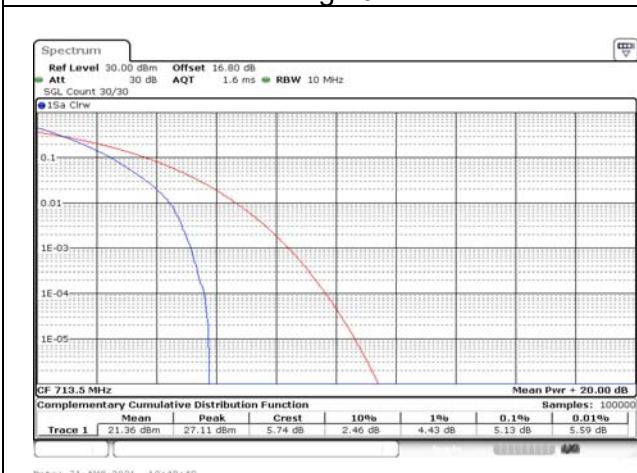


Fig.51

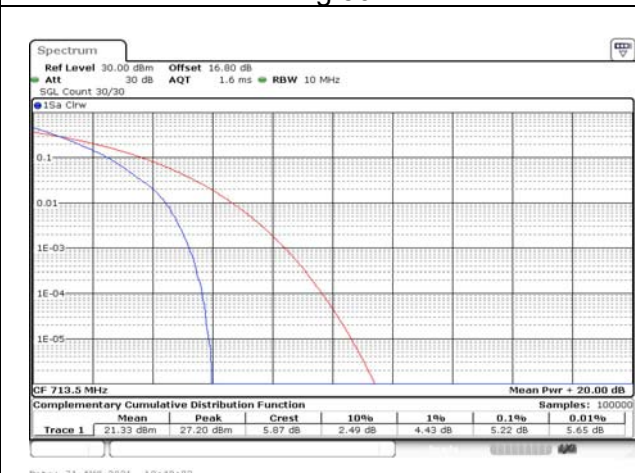


Fig.52

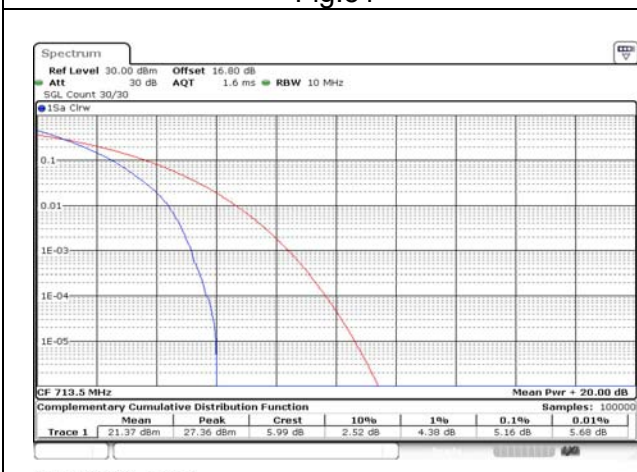


Fig.53

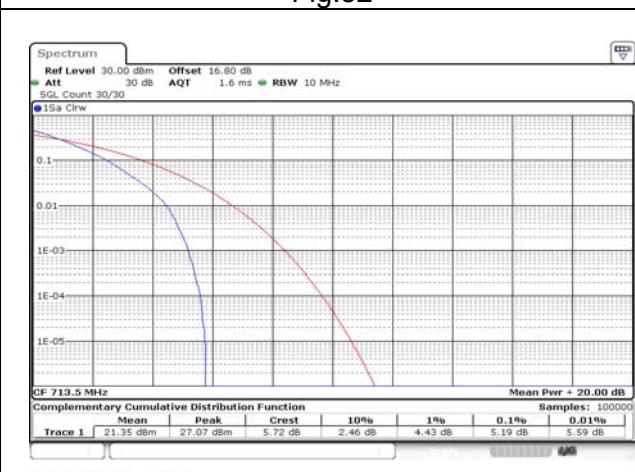


Fig.54



Fig.55

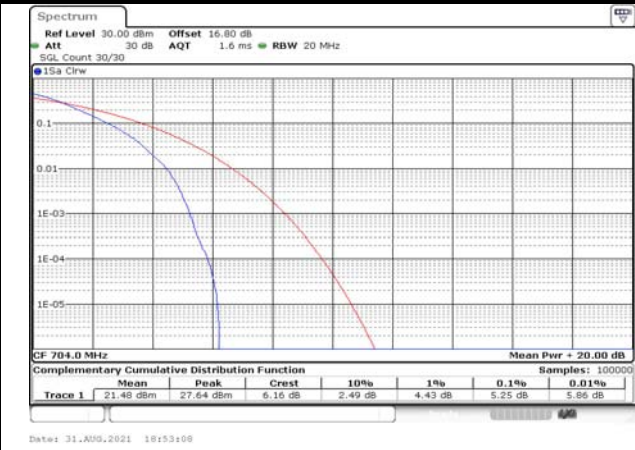


Fig.56

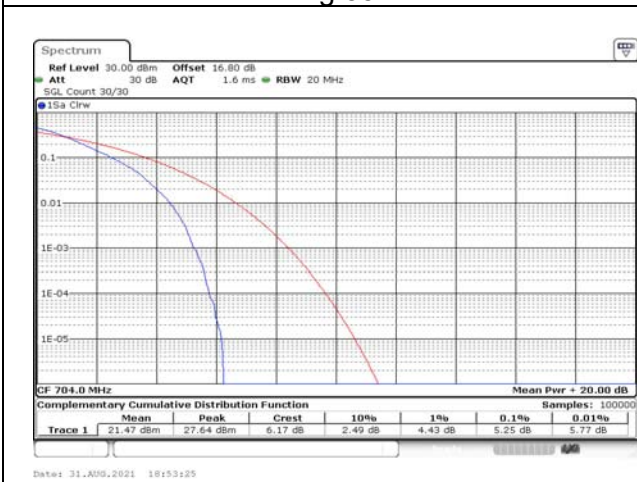


Fig.57

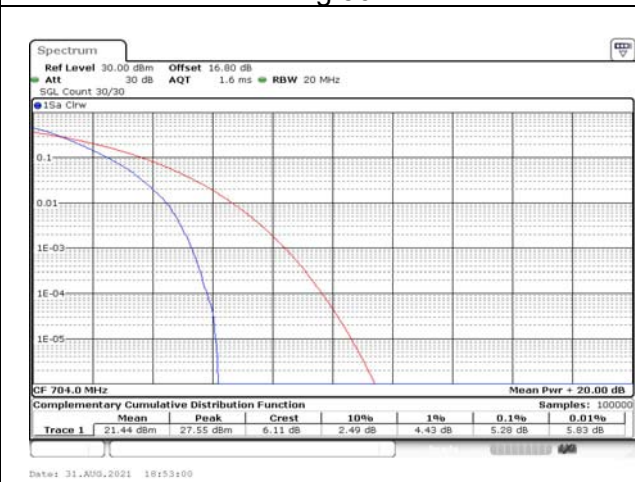


Fig.58

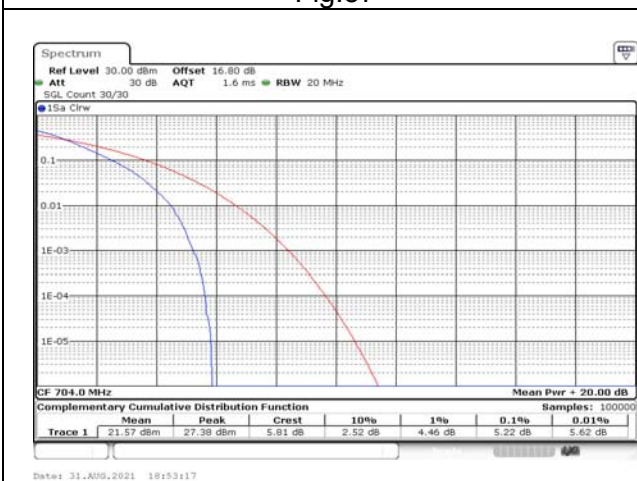


Fig.59

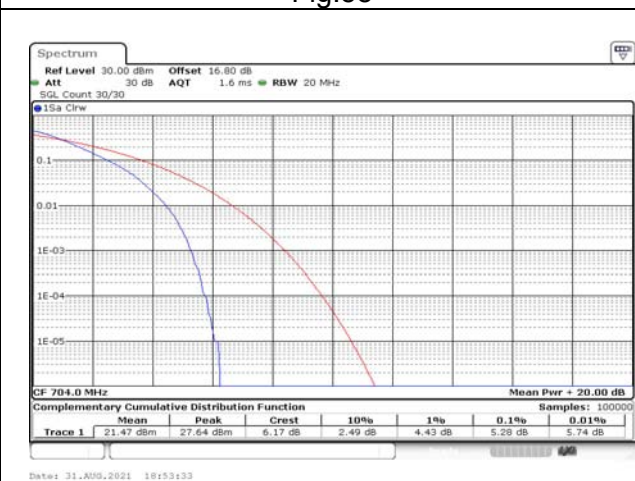


Fig.60

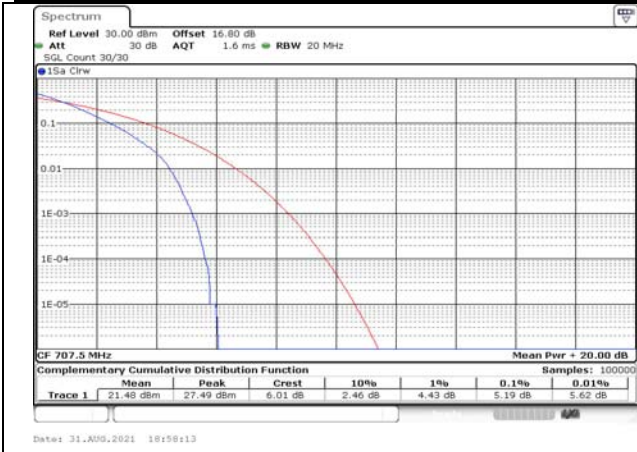


Fig.61

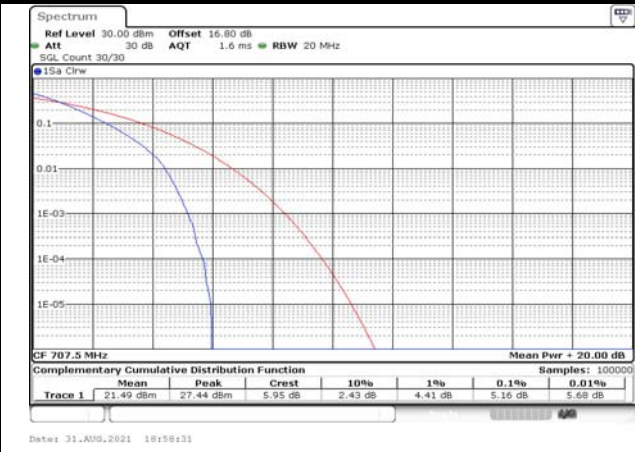


Fig.62

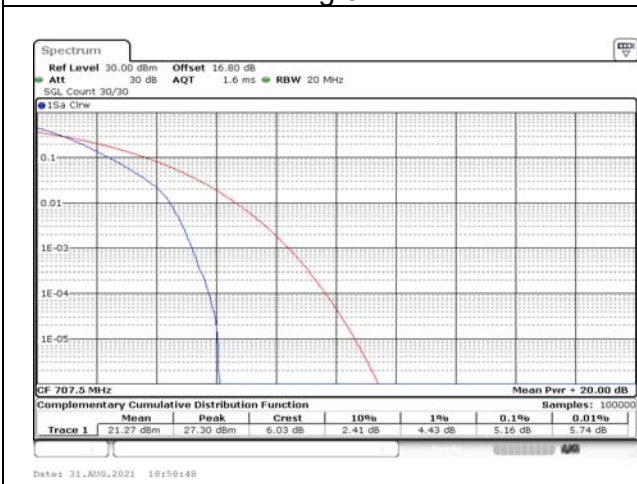


Fig.63

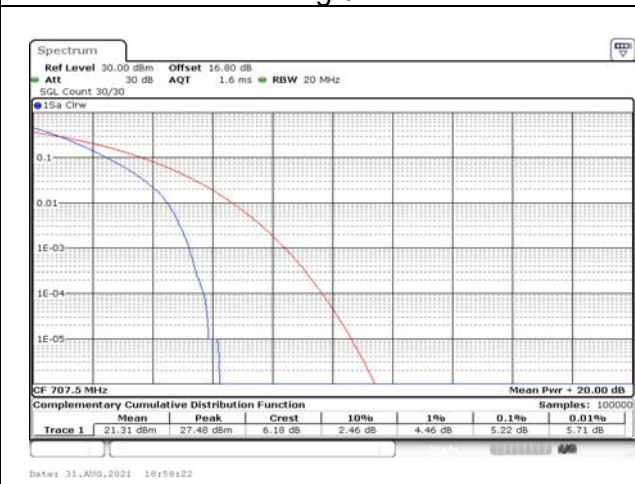


Fig.64

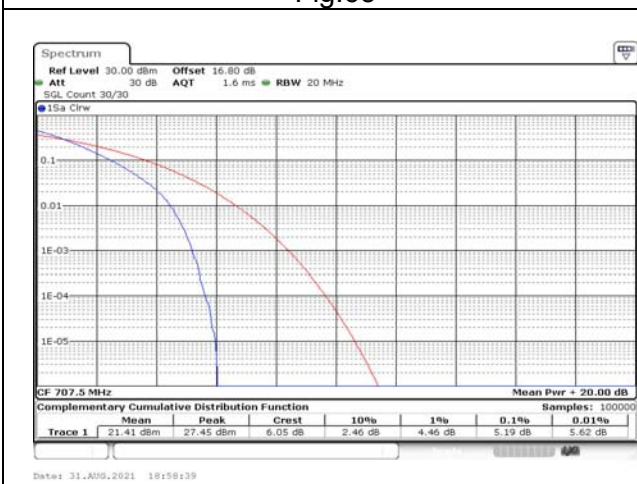


Fig.65

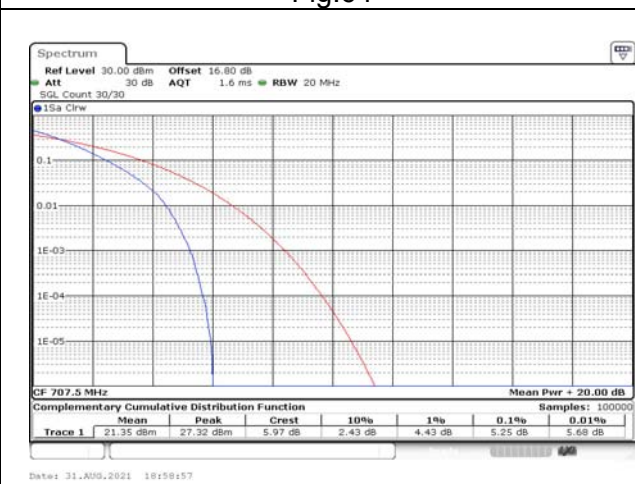


Fig.66

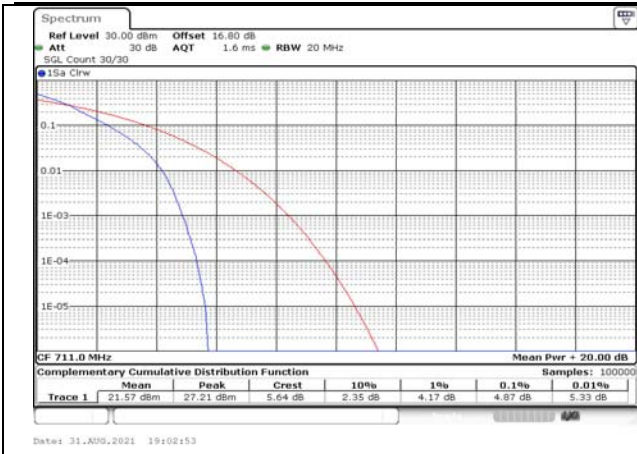


Fig.67

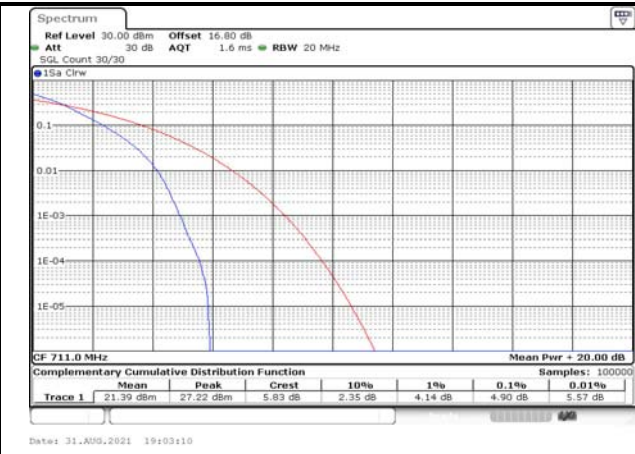


Fig.68

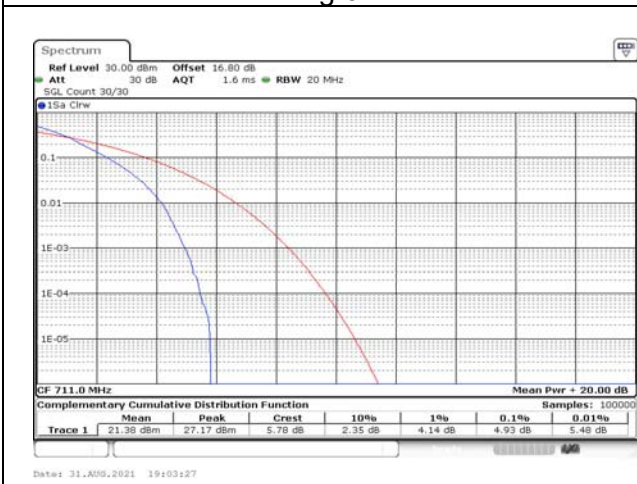


Fig.69

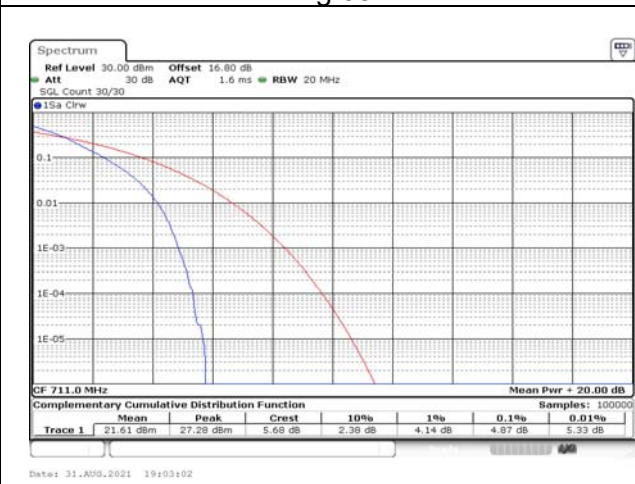


Fig.70

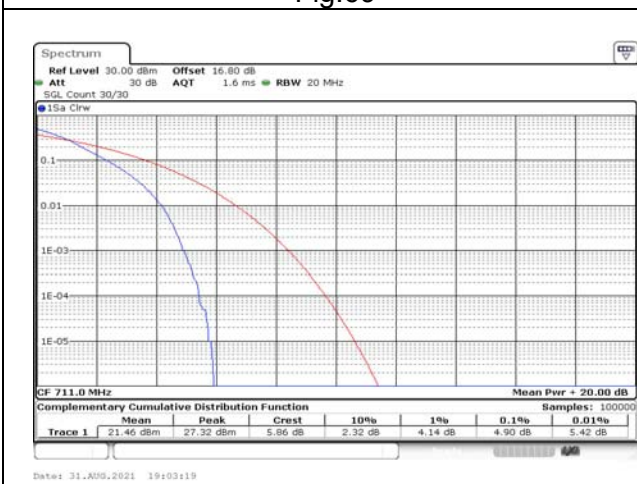


Fig.71

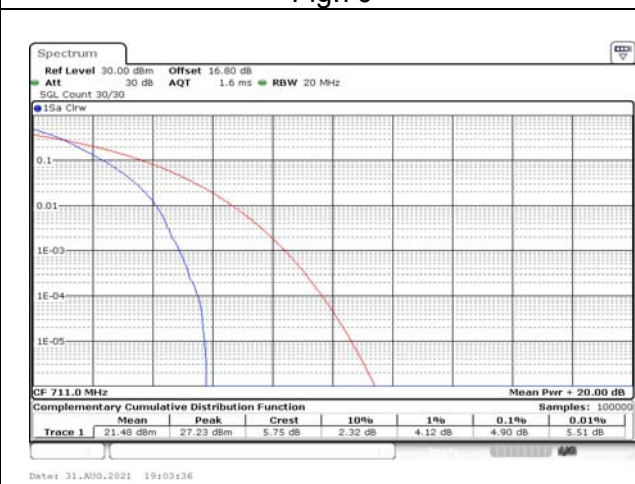


Fig.72

5 Spurious Emissions at antenna terminal

Band	Carrier frequency (MHz)	Channel	BW	RB Size	RB Offset	Conducted Spurious Plot
						QPSK
12	704	23060	10	1	0	Fig.1
	707.5	23095		1	0	Fig.2
	711	23130		1	0	Fig.3

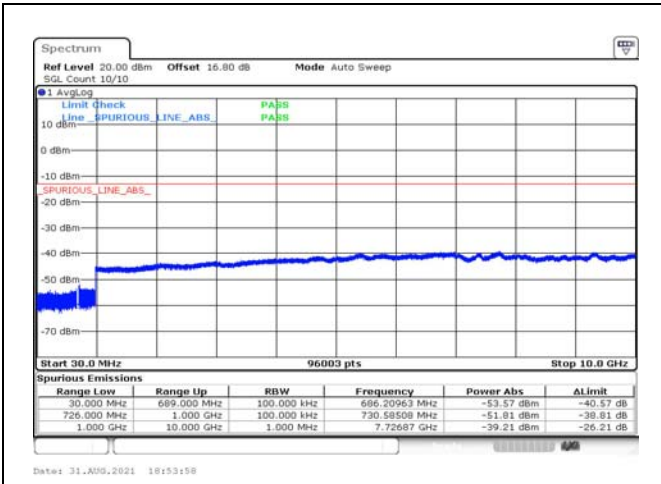


Fig.1

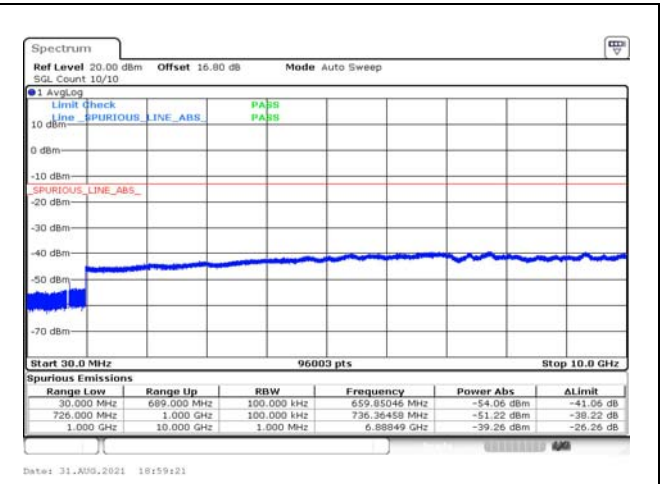


Fig.2

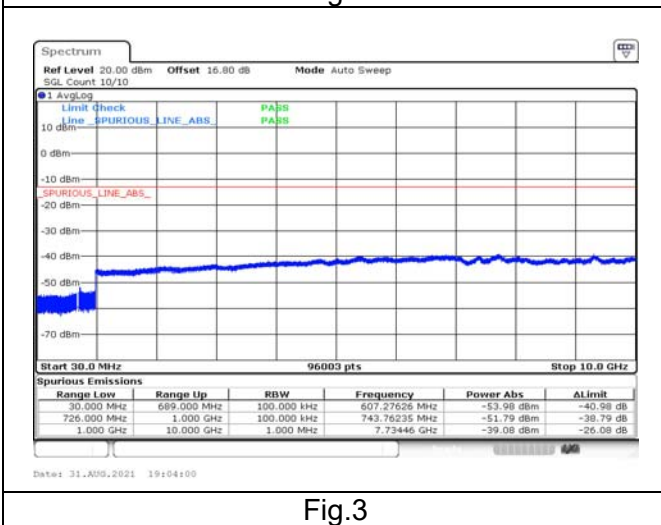


Fig.3

6 Band Edges Compliance

Band	Carrier frequency (MHz)	Channel	BW	RB Size	RB Offset	Band Edges Plot	
						QPSK	
12	699.7	23017	1.4	1	0	Fig.1	
				6	0	Fig.2	
	715.3	23173		1	5	Fig.3	
				6	0	Fig.4	
	700.5	23025	3	1	0	Fig.5	
				15	0	Fig.6	
				1	14	Fig.7	
				15	0	Fig.8	
	701.5	23035		5	1	0	Fig.9
					25	0	Fig.10
			1		24	Fig.11	
			25		0	Fig.12	
	713.5	23155	10		1	0	Fig.13
					50	0	Fig.14
					1	49	Fig.15
					50	0	Fig.16
704	23060						
711	23130						

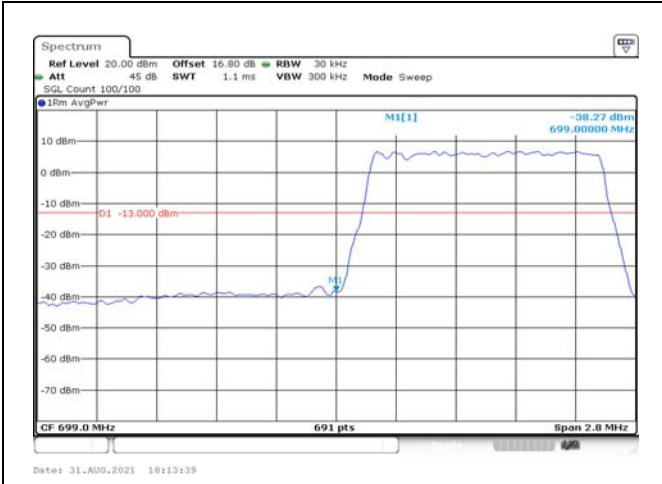


Fig.1

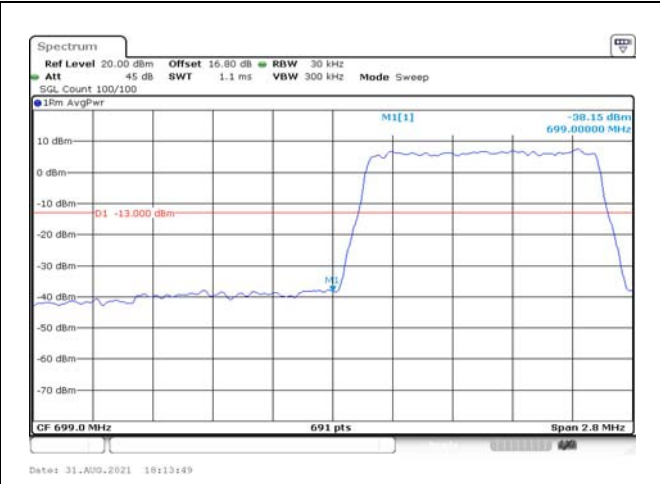


Fig.2

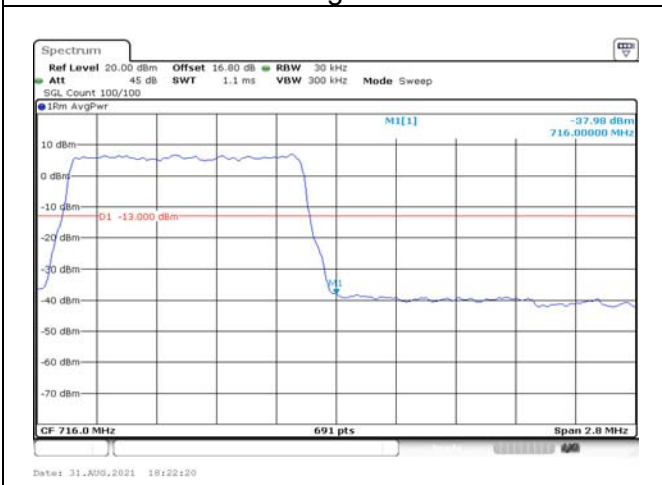


Fig.3

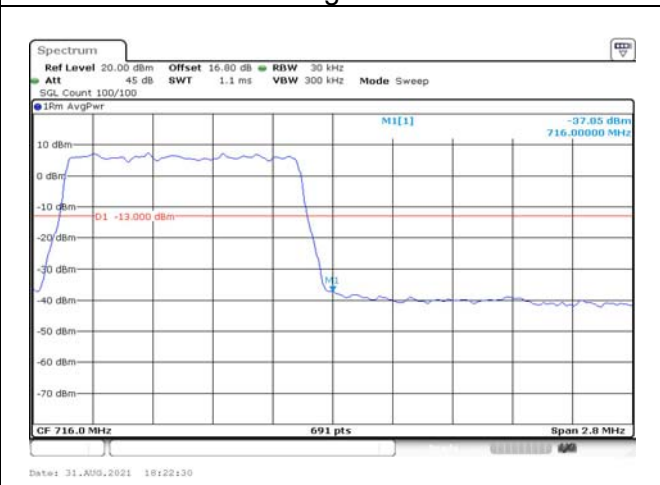


Fig.4

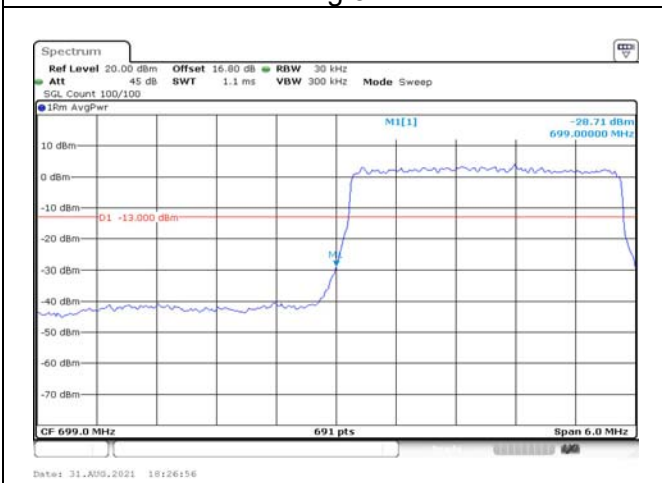


Fig.5

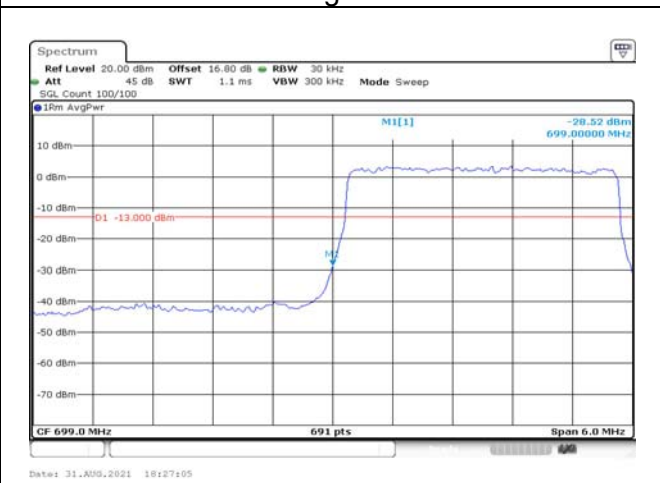


Fig.6

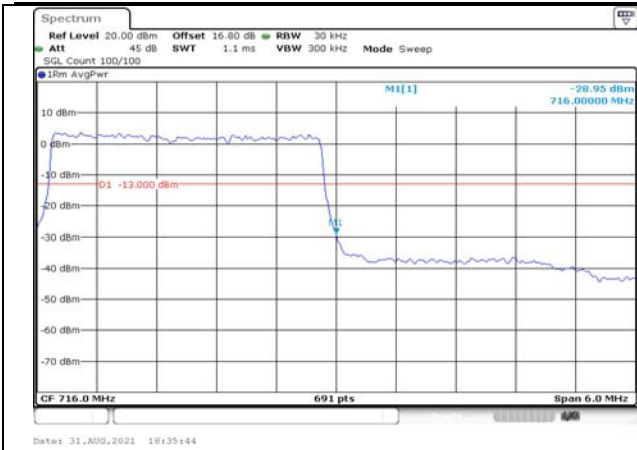


Fig.7

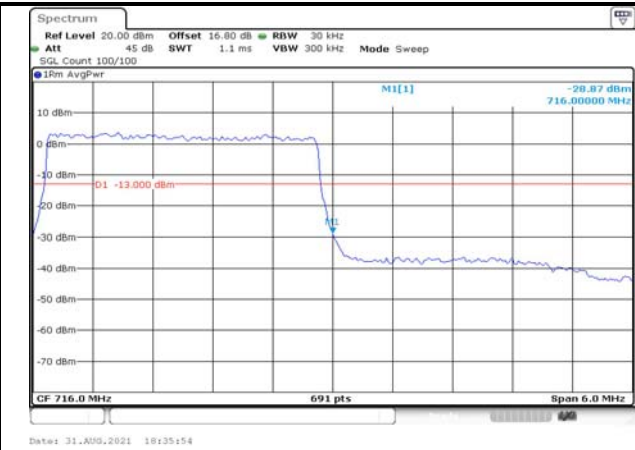


Fig.8

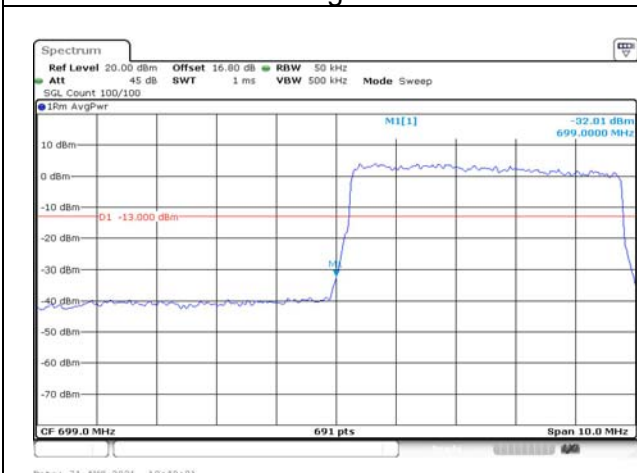


Fig.9

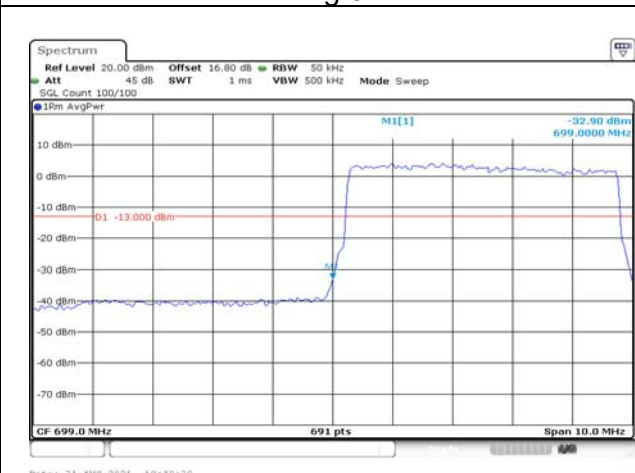


Fig.10

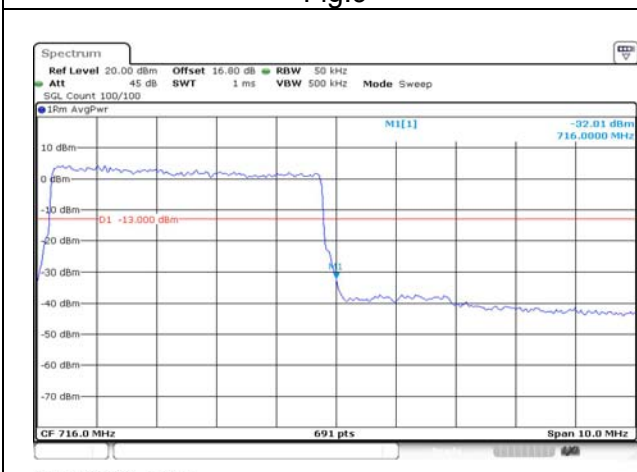


Fig.11

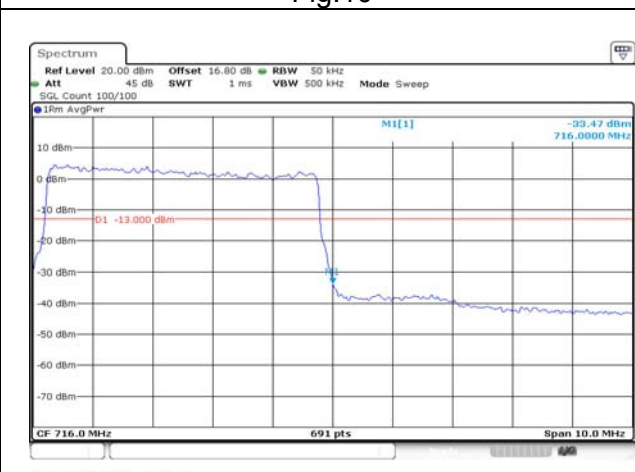


Fig.12

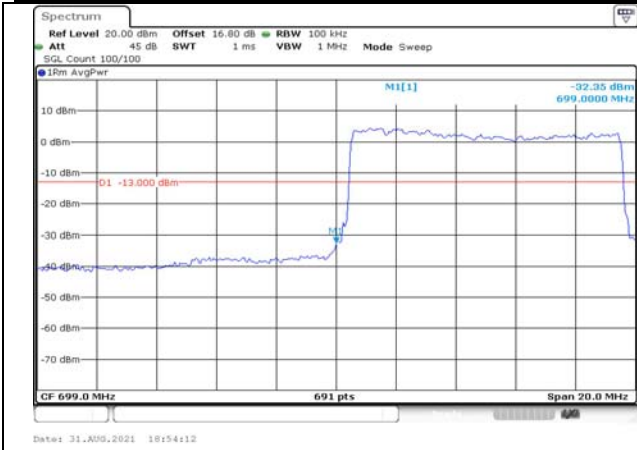


Fig.13

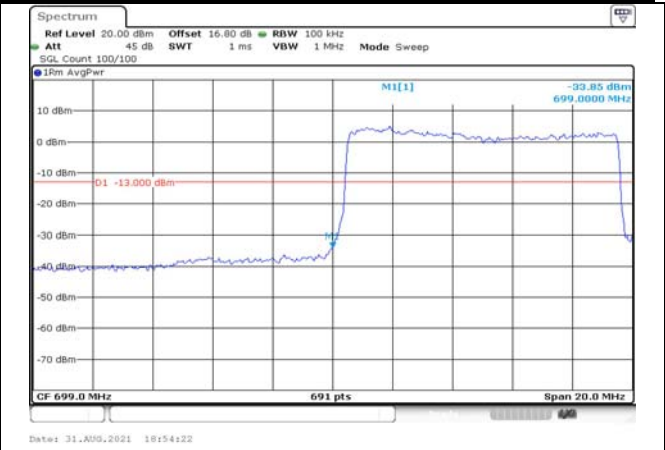


Fig.14

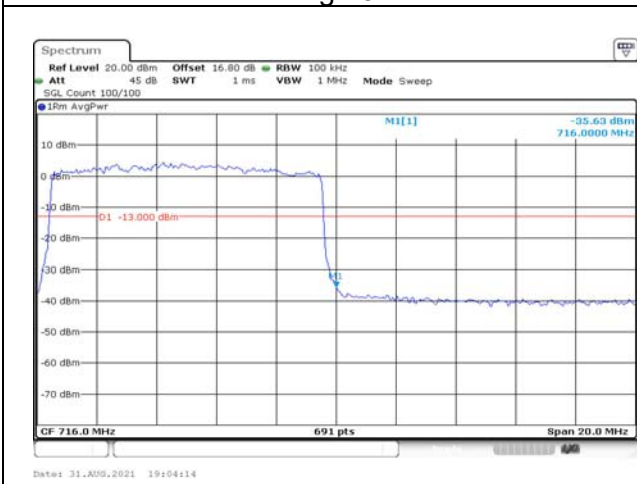


Fig.15

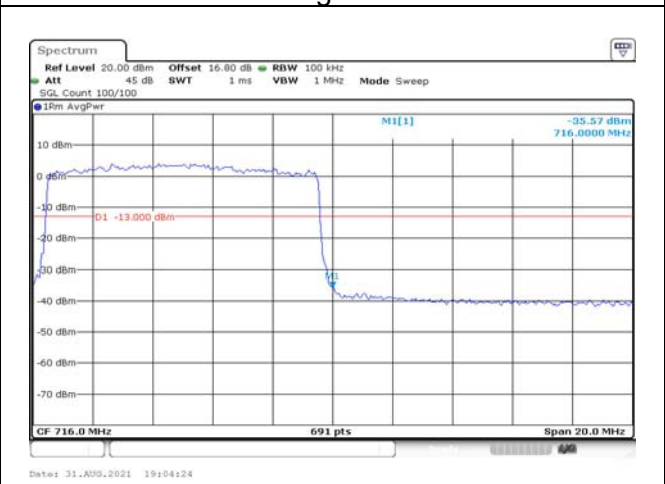


Fig.16

7 Frequency Stability

Temperature(°C)	Voltage	Test Result (ppm) Band12 Low Channel QPSK					
		1.4M	3M	5M	10M	15M	20M
-10	NV	-0.002	0.004	0.000	0.001	---	---
0	NV	-0.008	0.001	0.002	0.001	---	---
+10	NV	0.000	0.000	-0.002	0.000	---	---
+20	NV	0.010	0.001	0.003	0.006	---	---
+30	NV	0.000	-0.001	-0.001	0.001	---	---
+40	NV	0.002	0.002	-0.002	0.001	---	---
+50	NV	0.015	0.001	-0.002	0.001	---	---
+20	LV	0.001	0.002	0.002	0.002	---	---
+20	HV	0.006	0.000	0.002	-0.002	---	---

Temperature(°C)	Voltage	Test Result (ppm) Band12 High Channel QPSK					
		1.4M	3M	5M	10M	15M	20M
-10	NV	-0.005	0.004	0.001	-0.001	---	---
0	NV	-0.005	0.003	0.001	0.005	---	---
+10	NV	-0.004	0.001	0.003	0.004	---	---
+20	NV	0.004	0.002	0.000	0.003	---	---
+30	NV	0.003	0.000	0.001	-0.001	---	---
+40	NV	-0.005	0.005	0.000	0.002	---	---
+50	NV	-0.007	0.003	0.004	0.002	---	---
+20	LV	-0.004	0.002	0.001	0.001	---	---
+20	HV	-0.007	0.001	-0.001	0.001	---	---

8 Effective Radiated Power and Effective Isotropic Radiated Power

Modulation	Carrier frequency (MHz)	UL Channel	BW	RB Size	RB Offset	Conduct ed power (dBm)	ERP/ EIRP (dBm)	ERP/ EIRP (W)
QPSK	699.7	23017	1.4	1	0	23.39	13.84	0.024
				1	3	23.27	13.72	0.024
				1	5	23.29	13.74	0.024
				3	0	23.27	13.72	0.024
				3	1	23.27	13.72	0.024
				3	3	23.18	13.63	0.023
	6	0		22.41	12.86	0.019		
	1	0		23.22	13.67	0.023		
	1	3		23.26	13.71	0.023		
	1	5		23.22	13.67	0.023		
	3	0		23.26	13.71	0.023		
	3	1		23.28	13.73	0.024		
	3	3		23.24	13.69	0.023		
	6	0		22.33	12.78	0.019		
	1	0		23.15	13.60	0.023		
	1	3		23.17	13.62	0.023		
	1	5		23.13	13.58	0.023		
	3	0		23.07	13.52	0.022		
3	1	23.17	13.62	0.023				
3	3	23.02	13.47	0.022				
6	0	22.22	12.67	0.018				
16QAM	699.7	23017	1	0	22.36	12.81	0.019	
			1	3	22.37	12.82	0.019	
			1	5	22.33	12.78	0.019	
			3	0	22.40	12.85	0.019	
			3	1	22.46	12.91	0.020	
			3	3	22.36	12.81	0.019	
	6	0	21.48	11.93	0.016			
	1	0	22.48	12.93	0.020			
	1	3	22.63	13.08	0.020			
	1	5	22.52	12.97	0.020			
	3	0	22.24	12.69	0.019			
	3	1	22.33	12.78	0.019			
	3	3	22.18	12.63	0.018			
	6	0	21.41	11.86	0.015			
	1	0	22.43	12.88	0.019			
	1	3	22.47	12.92	0.020			
	1	5	22.38	12.83	0.019			
	3	0	22.04	12.49	0.018			
3	1	22.07	12.52	0.018				
3	3	22.06	12.51	0.018				
6	0	21.23	11.68	0.015				

Modulation	Carrier frequency (MHz)	UL Channel	BW	RB Size	RB Offset	Conduct ed power (dBm)	ERP/ EIRP (dBm)	ERP/ EIRP (W)
64QAM	699.7	23017	1.4	1	0	21.59	12.04	0.016
				1	3	21.59	12.04	0.016
				1	5	21.58	12.03	0.016
				3	0	21.64	12.09	0.016
				3	1	21.70	12.15	0.016
				3	3	21.46	11.91	0.016
	6	0		20.41	10.86	0.012		
	707.5	23095		1	0	21.01	11.46	0.014
				1	3	21.17	11.62	0.015
				1	5	21.08	11.53	0.014
				3	0	21.33	11.78	0.015
				3	1	21.48	11.93	0.016
				3	3	21.37	11.82	0.015
	6	0		20.45	10.90	0.012		
	715.3	23173		1	0	21.05	11.50	0.014
				1	3	21.05	11.50	0.014
				1	5	20.91	11.36	0.014
				3	0	21.20	11.65	0.015
				3	1	21.25	11.70	0.015
				3	3	21.14	11.59	0.014
	6	0		20.18	10.63	0.012		

Modulation	Carrier frequency (MHz)	UL Channel	BW	RB Size	RB Offset	Conduct ed power (dBm)	ERP/ EIRP (dBm)	ERP/ EIRP (W)
QPSK	700.5	23025	3	1	0	23.30	13.75	0.024
				1	8	23.29	13.74	0.024
				1	14	23.27	13.72	0.024
				8	0	22.35	12.80	0.019
				8	4	22.34	12.79	0.019
				8	7	22.32	12.77	0.019
	15	0		22.44	12.89	0.019		
	707.5	23095		1	0	23.30	13.75	0.024
				1	8	23.24	13.69	0.023
				1	14	23.23	13.68	0.023
				8	0	22.30	12.75	0.019
				8	4	22.37	12.82	0.019
				8	7	22.29	12.74	0.019
	15	0		22.21	12.66	0.018		
	714.5	23165		1	0	23.16	13.61	0.023
1			8	23.26	13.71	0.023		
1			14	23.19	13.64	0.023		
8			0	22.29	12.74	0.019		
8			4	22.24	12.69	0.019		
8			7	22.26	12.71	0.019		
15	0	22.19	12.64	0.018				
16QAM	700.5	23025	1	0	22.90	13.35	0.022	
			1	8	22.95	13.40	0.022	
			1	14	22.89	13.34	0.022	
			8	0	21.49	11.94	0.016	
			8	4	21.47	11.92	0.016	
			8	7	21.39	11.84	0.015	
	15	0	21.47	11.92	0.016			
	707.5	23095	1	0	22.47	12.92	0.020	
			1	8	22.53	12.98	0.020	
			1	14	22.47	12.92	0.020	
			8	0	21.31	11.76	0.015	
			8	4	21.22	11.67	0.015	
			8	7	21.24	11.69	0.015	
	15	0	21.31	11.76	0.015			
	714.5	23165	1	0	22.48	12.93	0.020	
1			8	22.48	12.93	0.020		
1			14	22.44	12.89	0.019		
8			0	21.16	11.61	0.014		
8			4	21.22	11.67	0.015		
8			7	21.22	11.67	0.015		
15	0	21.12	11.57	0.014				

Modulation	Carrier frequency (MHz)	UL Channel	BW	RB Size	RB Offset	Conduct ed power (dBm)	ERP/ EIRP (dBm)	ERP/ EIRP (W)
64QAM	700.5	23025	3	1	0	21.70	12.15	0.016
				1	8	21.66	12.11	0.016
				1	14	21.52	11.97	0.016
				8	0	20.61	11.06	0.013
				8	4	20.60	11.05	0.013
				8	7	20.51	10.96	0.012
	707.5	23095		15	0	20.41	10.86	0.012
				1	0	21.11	11.56	0.014
				1	8	21.13	11.58	0.014
				1	14	21.09	11.54	0.014
				8	0	20.27	10.72	0.012
				8	4	20.33	10.78	0.012
	714.5	23165		8	7	20.26	10.71	0.012
				15	0	20.41	10.86	0.012
				1	0	20.96	11.41	0.014
				1	8	21.04	11.49	0.014
				1	14	20.91	11.36	0.014
				8	0	20.17	10.62	0.012
8	4	20.27	10.72	0.012				
8	7	20.19	10.64	0.012				
15	0	20.29	10.74	0.012				

Modulation	Carrier frequency (MHz)	UL Channel	BW	RB Size	RB Offset	Conduct ed power (dBm)	ERP/ EIRP (dBm)	ERP/ EIRP (W)
QPSK	701.5	23035	5	1	0	23.20	13.65	0.023
				1	12	23.20	13.65	0.023
				1	24	23.18	13.63	0.023
				12	0	22.38	12.83	0.019
				12	7	22.39	12.84	0.019
				12	13	22.42	12.87	0.019
	25	0		22.43	12.88	0.019		
	707.5	23095		1	0	23.16	13.61	0.023
				1	12	23.12	13.57	0.023
				1	24	23.21	13.66	0.023
				12	0	22.31	12.76	0.019
				12	7	22.37	12.82	0.019
				12	13	22.31	12.76	0.019
	25	0		22.36	12.81	0.019		
	713.5	23155		1	0	23.21	13.66	0.023
1			12	23.17	13.62	0.023		
1			24	23.23	13.68	0.023		
12			0	22.28	12.73	0.019		
12			7	22.29	12.74	0.019		
12			13	22.29	12.74	0.019		
25	0	22.25	12.70	0.019				
16QAM	701.5	23035	1	0	22.43	12.88	0.019	
			1	12	22.48	12.93	0.020	
			1	24	22.56	13.01	0.020	
			12	0	21.43	11.88	0.015	
			12	7	21.34	11.79	0.015	
			12	13	21.34	11.79	0.015	
	25	0	21.45	11.90	0.015			
	707.5	23095	1	0	22.42	12.87	0.019	
			1	12	22.44	12.89	0.019	
			1	24	22.52	12.97	0.020	
			12	0	21.30	11.75	0.015	
			12	7	21.35	11.80	0.015	
			12	13	21.26	11.71	0.015	
	25	0	21.26	11.71	0.015			
	713.5	23155	1	0	22.69	13.14	0.021	
1			12	22.69	13.14	0.021		
1			24	22.71	13.16	0.021		
12			0	21.20	11.65	0.015		
12			7	21.43	11.88	0.015		
12			13	21.22	11.67	0.015		
25	0	21.15	11.60	0.014				

Modulation	Carrier frequency (MHz)	UL Channel	BW	RB Size	RB Offset	Conduct ed power (dBm)	ERP/ EIRP (dBm)	ERP/ EIRP (W)
64QAM	701.5	23035	5	1	0	21.58	12.03	0.016
				1	12	21.49	11.94	0.016
				1	24	21.64	12.09	0.016
				12	0	20.48	10.93	0.012
				12	7	20.42	10.87	0.012
				12	13	20.36	10.81	0.012
	707.5	23095		25	0	20.44	10.89	0.012
				1	0	21.08	11.53	0.014
				1	12	21.16	11.61	0.014
				1	24	21.20	11.65	0.015
				12	0	20.30	10.75	0.012
				12	7	20.35	10.80	0.012
	713.5	23155		12	13	20.22	10.67	0.012
				25	0	20.35	10.80	0.012
				1	0	21.53	11.98	0.016
				1	12	21.45	11.90	0.015
				1	24	21.51	11.96	0.016
				12	0	20.37	10.82	0.012
				12	7	20.47	10.92	0.012
				12	13	20.35	10.80	0.012
				25	0	20.36	10.81	0.012

Modulation	Carrier frequency (MHz)	UL Channel	BW	RB Size	RB Offset	Conduct ed power (dBm)	ERP/ EIRP (dBm)	ERP/ EIRP (W)
QPSK	704	23060	10	1	0	23.20	13.65	0.023
				1	25	23.24	13.69	0.023
				1	49	23.08	13.53	0.023
				25	0	22.37	12.82	0.019
				25	12	22.43	12.88	0.019
				25	25	22.38	12.83	0.019
	707.5	23095		50	0	22.26	12.71	0.019
				1	0	23.37	13.82	0.024
				1	25	23.28	13.73	0.024
				1	49	23.26	13.71	0.023
				25	0	22.35	12.80	0.019
				25	12	22.40	12.85	0.019
				25	25	22.39	12.84	0.019
				50	0	22.29	12.74	0.019
				711	23130	1	0	23.27
1	25	23.19	13.64			0.023		
1	49	22.95	13.40			0.022		
25	0	22.30	12.75			0.019		
25	12	22.32	12.77			0.019		
25	25	22.32	12.77			0.019		
16QAM	704	23060	50	0	22.40	12.85	0.019	
			1	0	22.99	13.44	0.022	
			1	25	23.31	13.76	0.024	
			1	49	22.83	13.28	0.021	
			25	0	21.37	11.82	0.015	
			25	12	21.51	11.96	0.016	
	707.5	23095	25	25	21.42	11.87	0.015	
			50	0	21.33	11.78	0.015	
			1	0	23.02	13.47	0.022	
			1	25	23.03	13.48	0.022	
			1	49	22.88	13.33	0.022	
			25	0	21.36	11.81	0.015	
			25	12	21.38	11.83	0.015	
			25	25	21.33	11.78	0.015	
			50	0	21.40	11.85	0.015	
711	23130	1	0	22.96	13.41	0.022		
		1	25	23.27	13.72	0.024		
		1	49	23.02	13.47	0.022		
		25	0	21.30	11.75	0.015		
		25	12	21.43	11.88	0.015		
		25	25	21.31	11.76	0.015		
50	0	21.34	11.79	0.015				

Modulation	Carrier frequency (MHz)	UL Channel	BW	RB Size	RB Offset	Conduct ed power (dBm)	ERP/ EIRP (dBm)	ERP/ EIRP (W)
64QAM	704	23060	10	1	0	21.59	12.04	0.016
				1	25	21.48	11.93	0.016
				1	49	21.59	12.04	0.016
				25	0	20.23	10.68	0.012
				25	12	20.39	10.84	0.012
				25	25	20.41	10.86	0.012
	707.5	23095		50	0	20.49	10.94	0.012
				1	0	21.62	12.07	0.016
				1	25	21.74	12.19	0.017
				1	49	21.44	11.89	0.015
				25	0	20.38	10.83	0.012
				25	12	20.33	10.78	0.012
	711	23130		25	25	20.39	10.84	0.012
				50	0	20.36	10.81	0.012
				1	0	21.58	12.03	0.016
				1	25	21.42	11.87	0.015
				1	49	21.41	11.86	0.015
				25	0	20.39	10.84	0.012
				25	12	20.46	10.91	0.012
				25	25	20.37	10.82	0.012
				50	0	20.37	10.82	0.012