

APPENDIX A – TEST DATA OF CONDUCTED EMISSION

Duty Cycle

Test Mode	Frequency (MHz)	Duty Cycle (%)	Correction Factor(dB)
802.11a	5745	99.43%	0
802.11n HT20	5745	99.49%	0
802.11n HT40	5755	98.93%	0
802.11ac VHT20	5745	99.46%	0
802.11ac VHT40	5755	98.98%	0
802.11ac VHT80	5775	97.87%	0.09

Output Power

NII3

Mode	Tones/ RUIndex	Freq (MHz)	Chain	Conducted average power output(dBm)	EIRP (dBm)
802.11a	NA	5720	Chain0	11.37	10.87
		5745	Chain0	11.17	9.27
		5785	Chain0	11.21	9.31
		5825	Chain0	10.61	8.71
802.11n20M		5720	Chain0	11.18	10.68
		5745	Chain0	11.21	9.31
		5785	Chain0	11.21	9.31
		5825	Chain0	10.65	8.75
802.11n40M		5710	Chain0	11.37	10.87
		5755	Chain0	11.44	9.54
		5795	Chain0	11.42	9.52
802.11ac20M		5720	Chain0	11.20	10.70
		5745	Chain0	11.19	9.29
		5785	Chain0	11.21	9.31
		5825	Chain0	10.62	8.72
802.11ac40M		5710	Chain0	11.37	10.87
	5755	Chain0	11.58	9.68	
	5795	Chain0	11.54	9.64	
802.11ac80M	5690	Chain0	11.36	10.86	
	5775	Chain0	11.46	9.56	

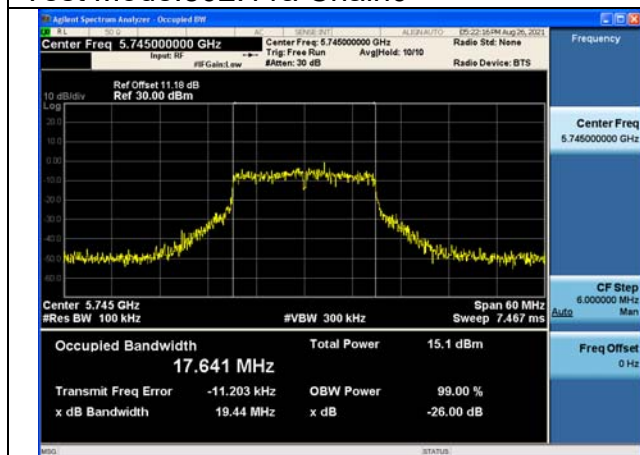
Emission Bandwidth

Offset 11.5dB = Attenuator 10dB+ Temporary antenna connector loss 0.5dB+ Cable loss 1dB

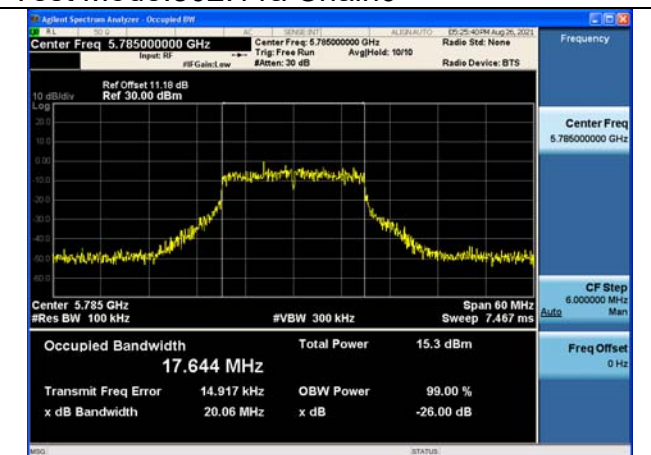
Test Mode:802.11a

Carrier frequency (MHz)	Chain	26dB Bandwidth (MHz)
5745	Chain0	19.44
5785	Chain0	20.06
5825	Chain0	20.62
5720	Chain0	21.52

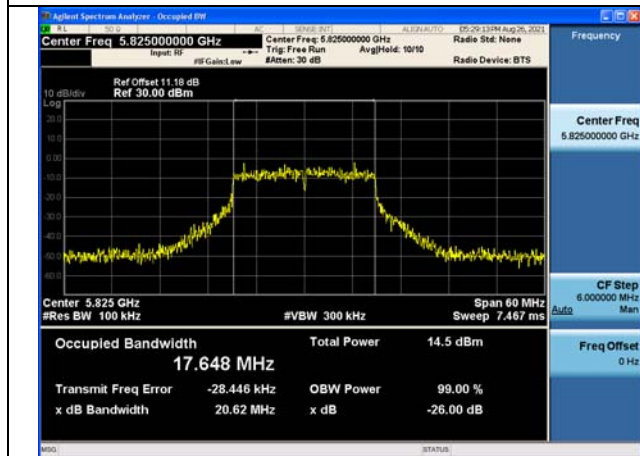
Test Mode:802.11a Chain0



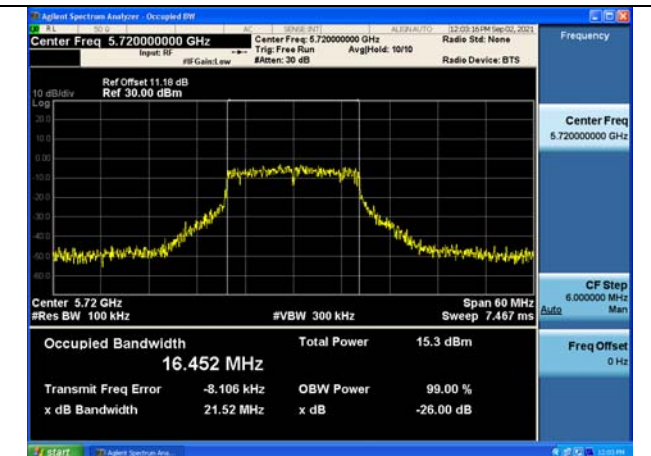
Test Mode:802.11a Chain0



Test Mode:802.11a Chain0



Test Mode:802.11a Chain0



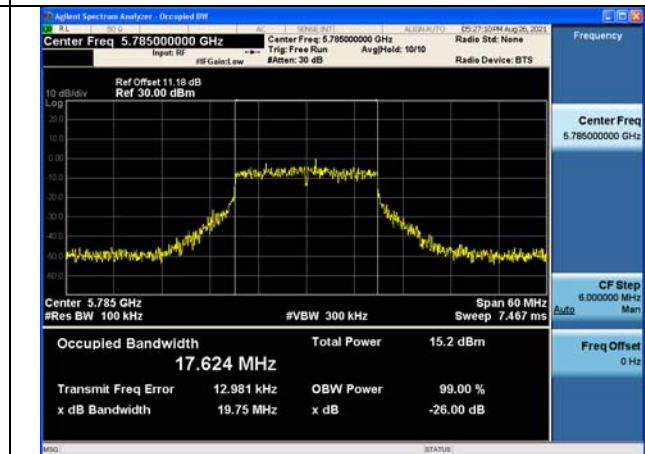
Test Mode:802. 11n HT20

Carrier frequency (MHz)	Chain	26dB Bandwidth (MHz)
5745	Chain0	20.71
5785	Chain0	19.75
5825	Chain0	21.32
5720	Chain0	21.97

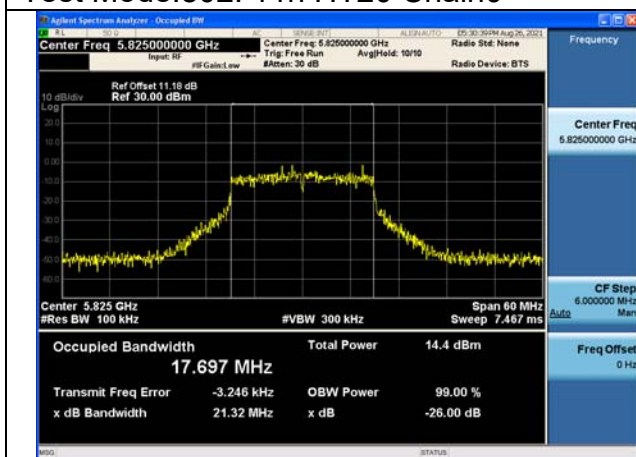
Test Mode:802. 11n HT20 Chain0



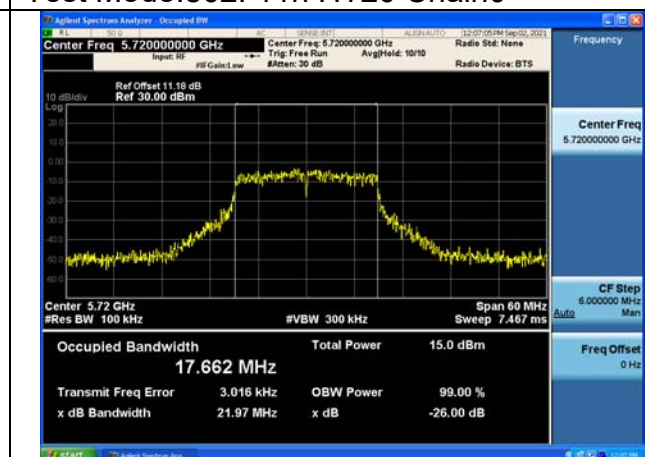
Test Mode:802. 11n HT20 Chain0



Test Mode:802. 11n HT20 Chain0



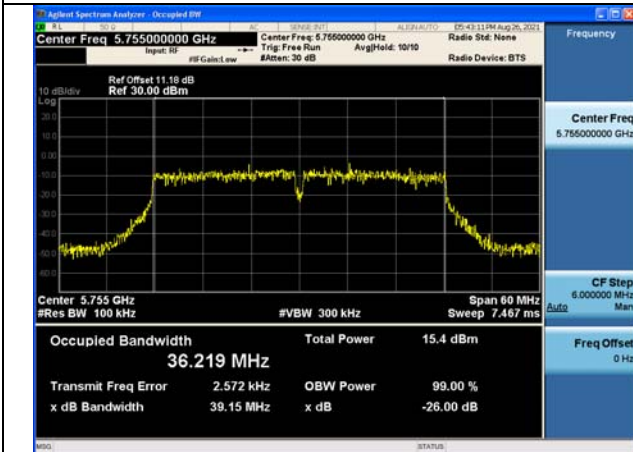
Test Mode:802. 11n HT20 Chain0



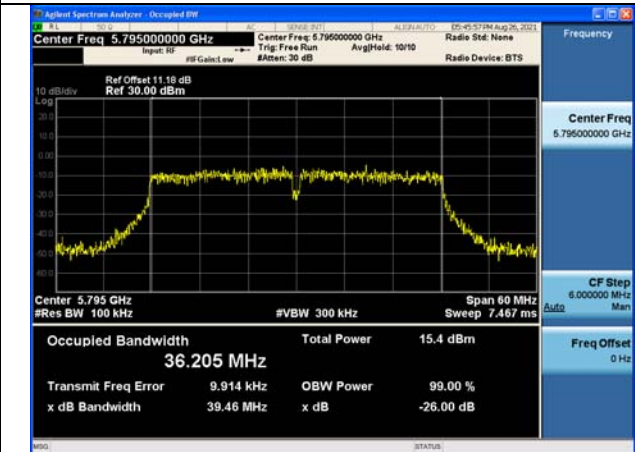
Test Mode:802. 11n HT40

Carrier frequency (MHz)	Chain	26dB Bandwidth (MHz)
5755	Chain0	39.15
5795	Chain0	39.46
5710	Chain0	39.79

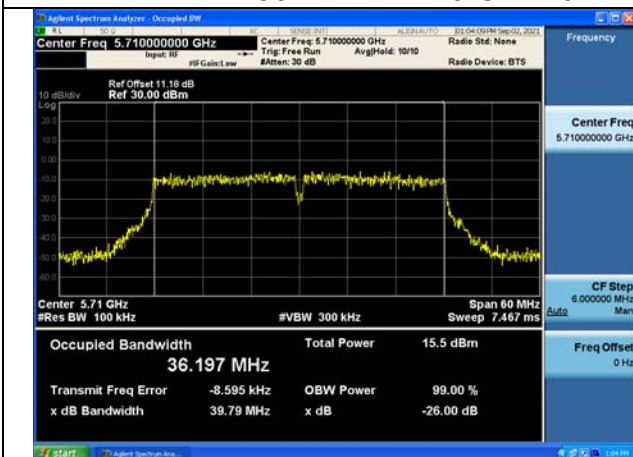
Test Mode:802. 11n HT40 Chain0



Test Mode:802. 11n HT40 Chain0



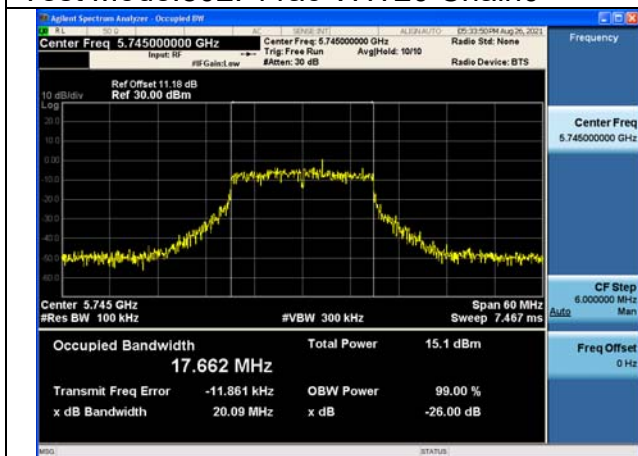
Test Mode:802. 11n HT40 Chain0



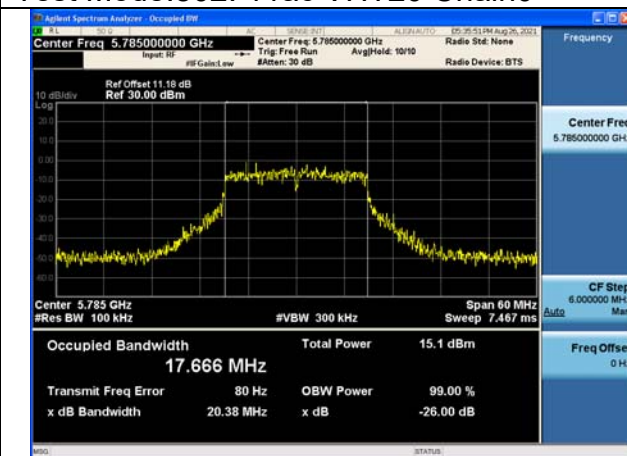
Test Mode:802. 11ac VHT20

Carrier frequency (MHz)	Chain	26dB Bandwidth (MHz)
5745	Chain0	20.09
5785	Chain0	20.38
5825	Chain0	21.03
5720	Chain0	21.40

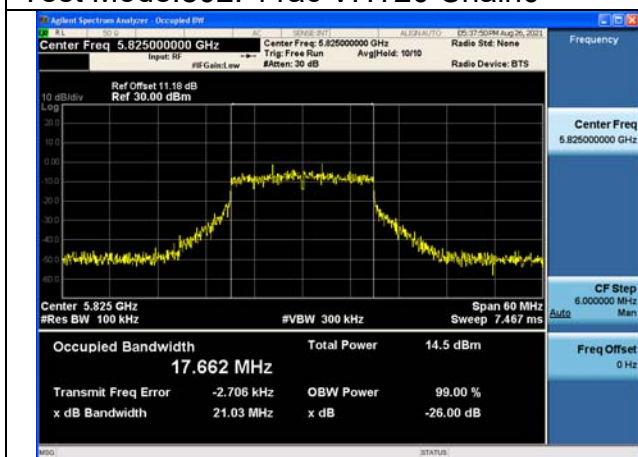
Test Mode:802. 11ac VHT20 Chain0



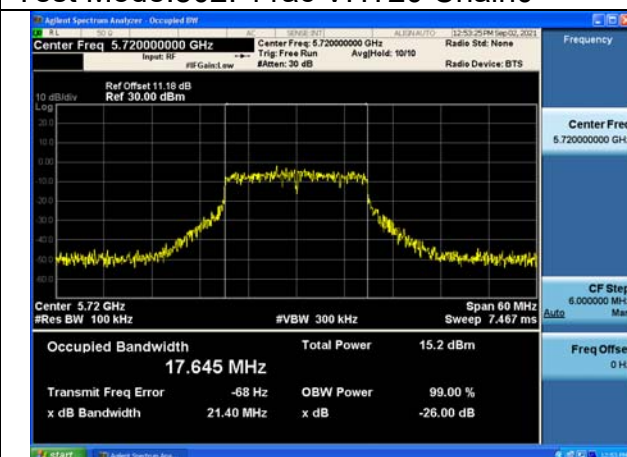
Test Mode:802. 11ac VHT20 Chain0



Test Mode:802. 11ac VHT20 Chain0



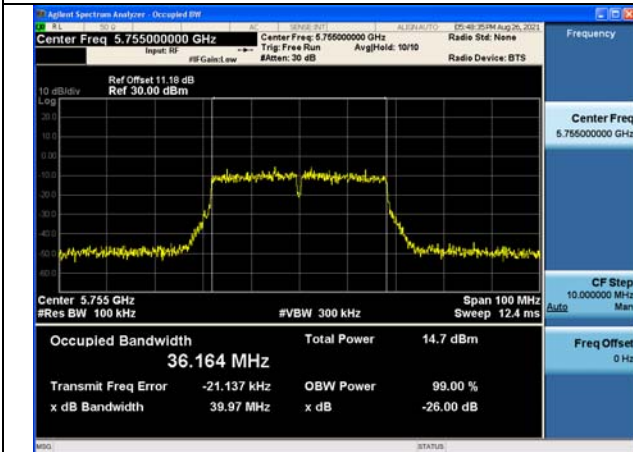
Test Mode:802. 11ac VHT20 Chain0



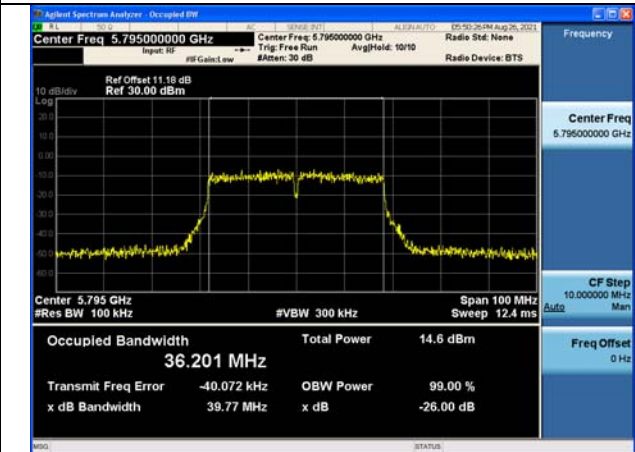
Test Mode:802. 11ac VHT40

Carrier frequency (MHz)	Chain	26dB Bandwidth (MHz)
5755	Chain0	39.97
5795	Chain0	39.77
5710	Chain0	38.63

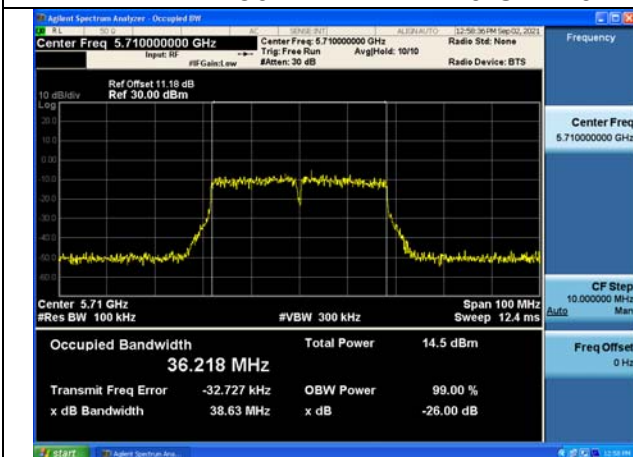
Test Mode:802. 11ac VHT40 Chain0



Test Mode:802. 11ac VHT40 Chain0



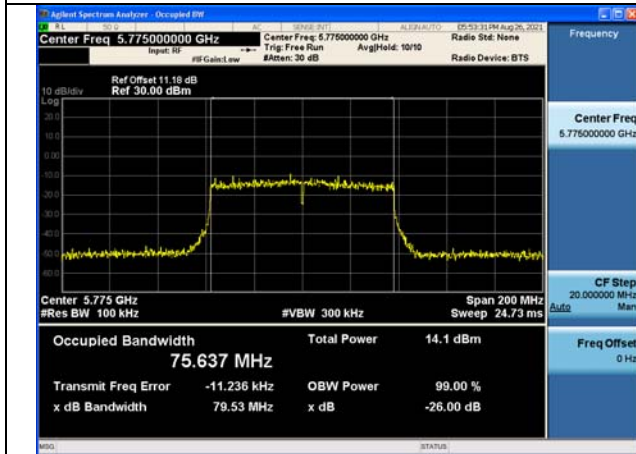
Test Mode:802. 11ac VHT40 Chain0



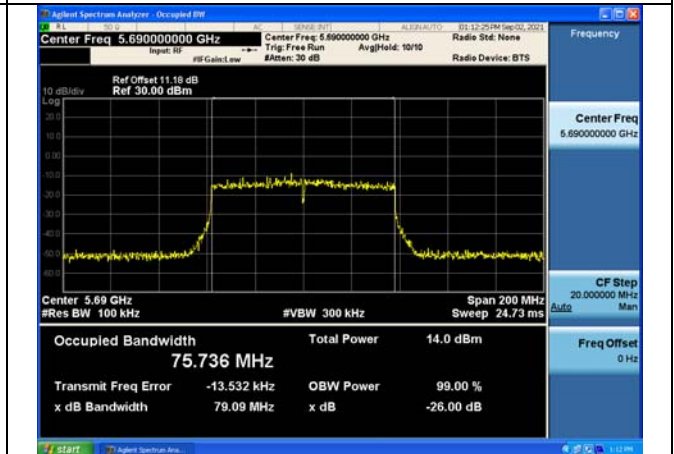
Test Mode:802. 11ac VHT80

Carrier frequency (MHz)	Chain	26dB Bandwidth (MHz)
5775	Chain0	79.53
5690	Chain0	79.09

Test Mode:802. 11ac VHT80 Chain0



Test Mode:802. 11ac VHT80 Chain0



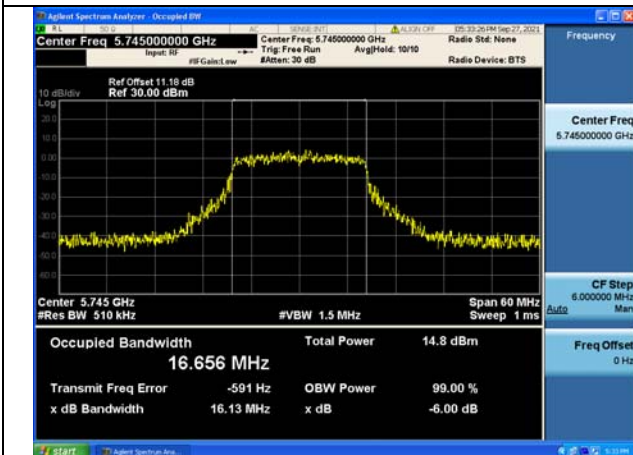
Occupied Bandwidth

Offset 11.5dB = Attenuator 10dB+ Temporary antenna connector loss 0.5dB+ Cable loss 1dB

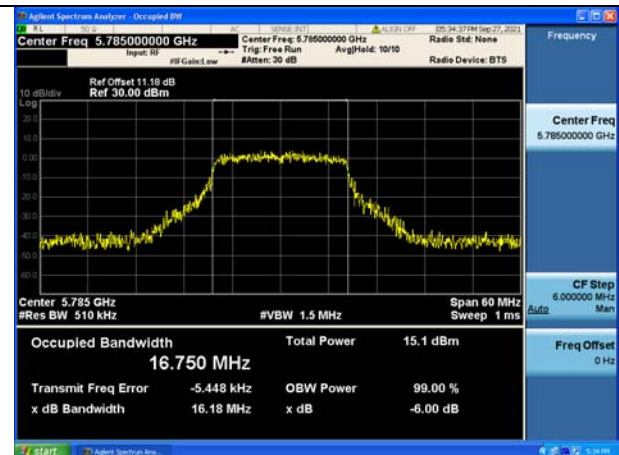
Test Mode:802.11a

Carrier frequency (MHz)	Chain	Occupied Bandwidth (MHz)
5745	Chain0	16.690
5785	Chain0	16.656
5825	Chain0	16.750
5720	Chain0	16.690

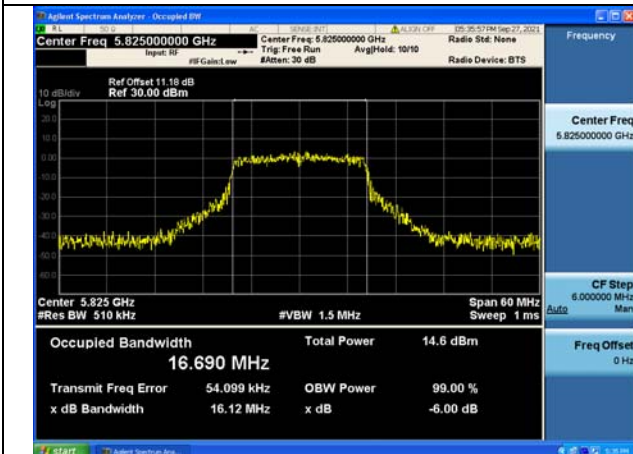
Test Mode:802.11a Chain0



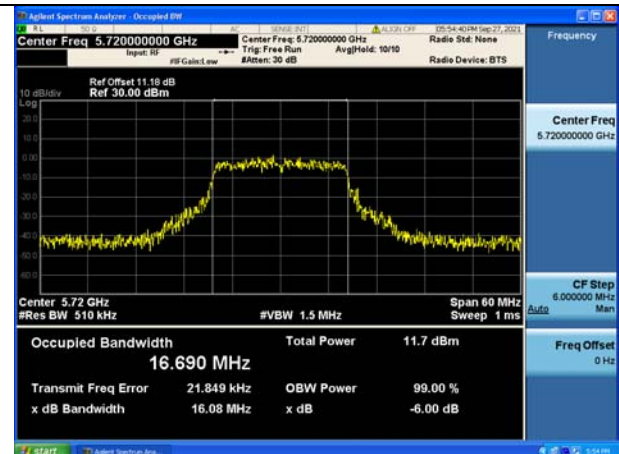
Test Mode:802.11a Chain0



Test Mode:802.11a Chain0



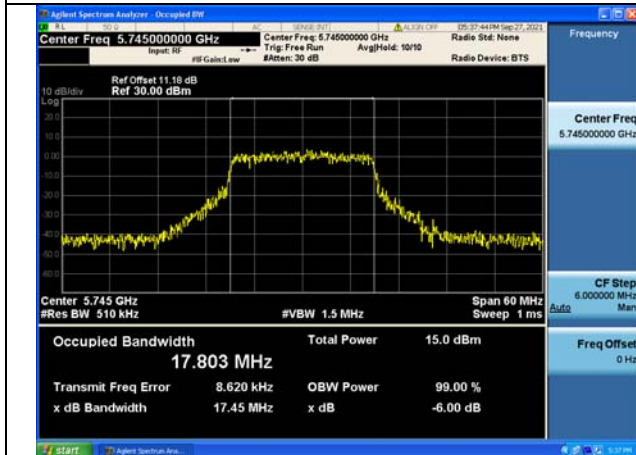
Test Mode:802.11a Chain0



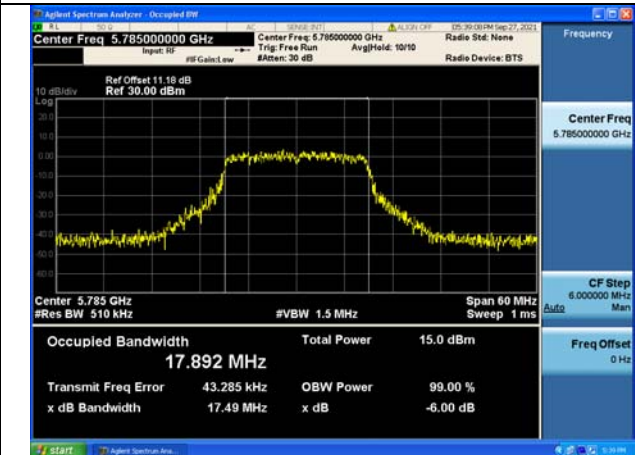
Test Mode:802. 11n HT20

Carrier frequency (MHz)	Chain	Occupied Bandwidth (MHz)
5745	Chain0	17.862
5785	Chain0	17.803
5825	Chain0	17.892
5720	Chain0	17.891

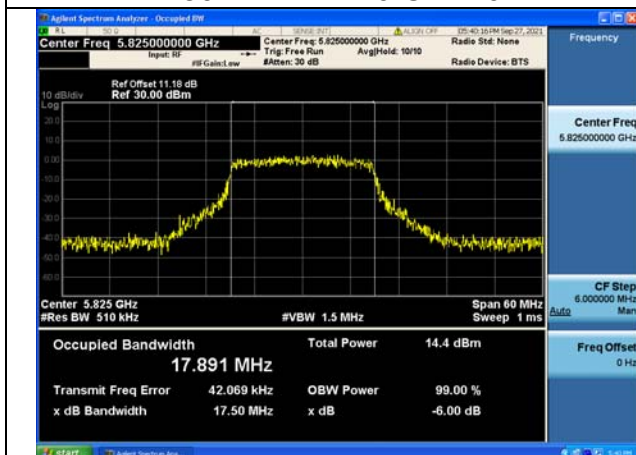
Test Mode:802. 11n HT20 Chain0



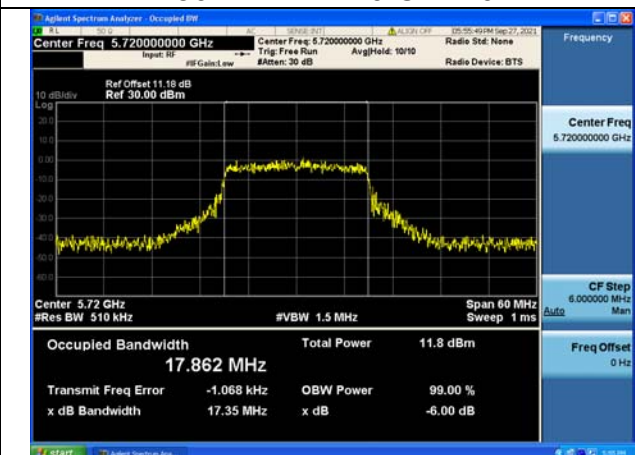
Test Mode:802. 11n HT20 Chain0



Test Mode:802. 11n HT20 Chain0



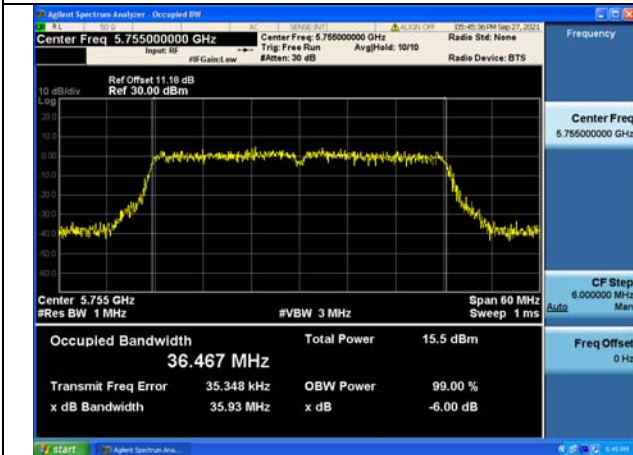
Test Mode:802. 11n HT20 Chain0



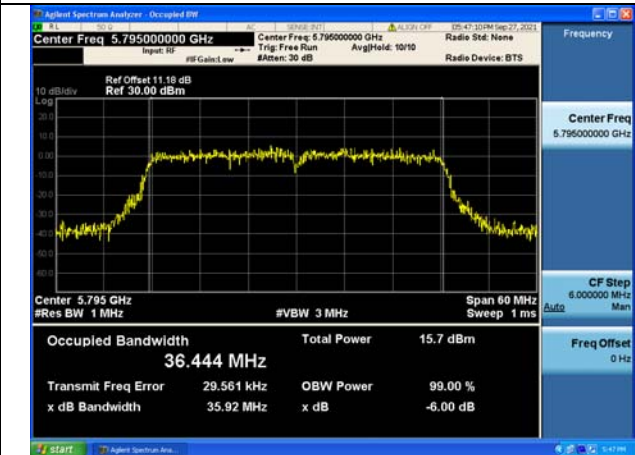
Test Mode:802. 11n HT40

Carrier frequency (MHz)	Chain	Occupied Bandwidth (MHz)
5755	Chain0	36.446
5795	Chain0	36.467
5710	Chain0	36.444

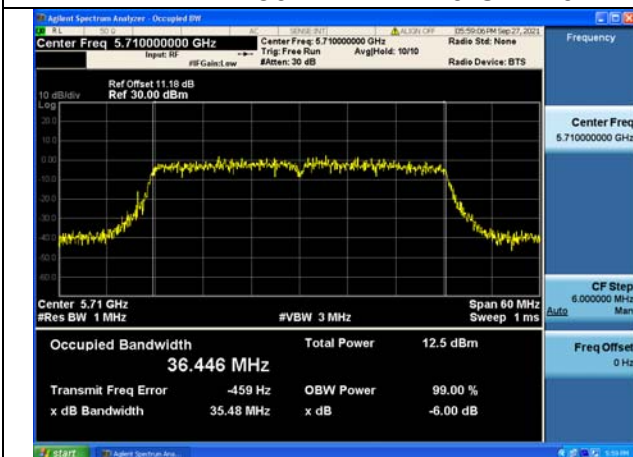
Test Mode:802. 11n HT40 Chain0



Test Mode:802. 11n HT40 Chain0



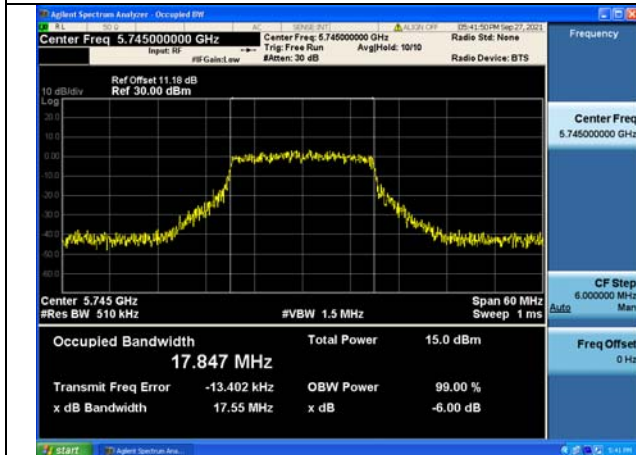
Test Mode:802. 11n HT40 Chain0



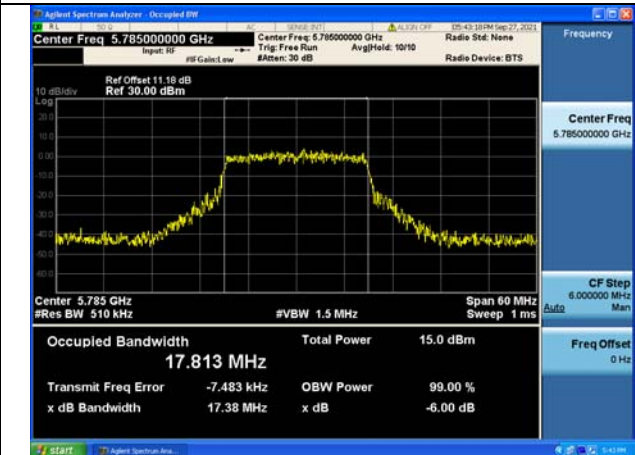
Test Mode:802. 11ac VHT20

Carrier frequency (MHz)	Chain	Occupied Bandwidth (MHz)
5745	Chain0	17.840
5785	Chain0	17.847
5825	Chain0	17.813
5720	Chain0	17.864

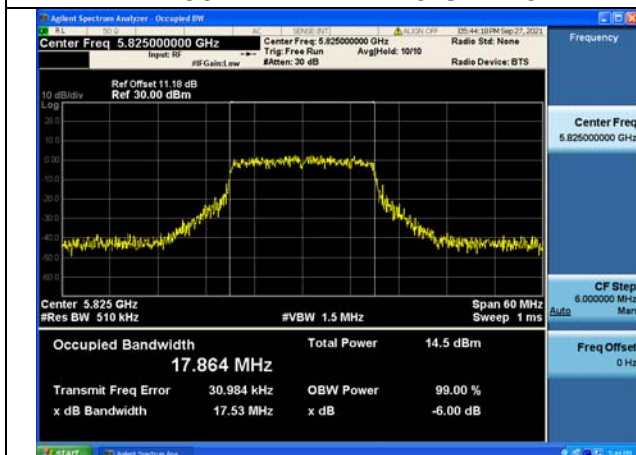
Test Mode:802. 11ac VHT20 Chain0



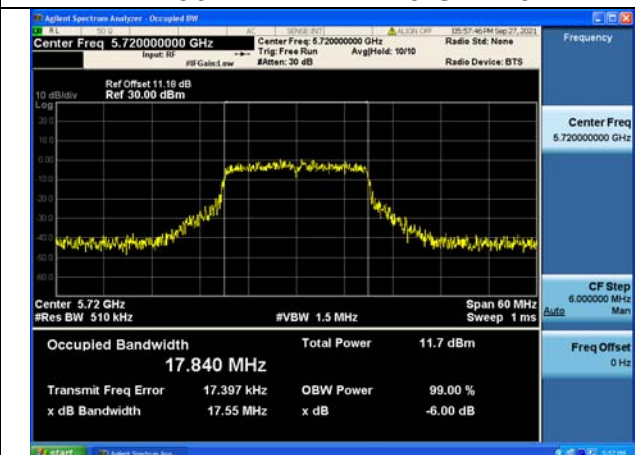
Test Mode:802. 11ac VHT20 Chain0



Test Mode:802. 11ac VHT20 Chain0



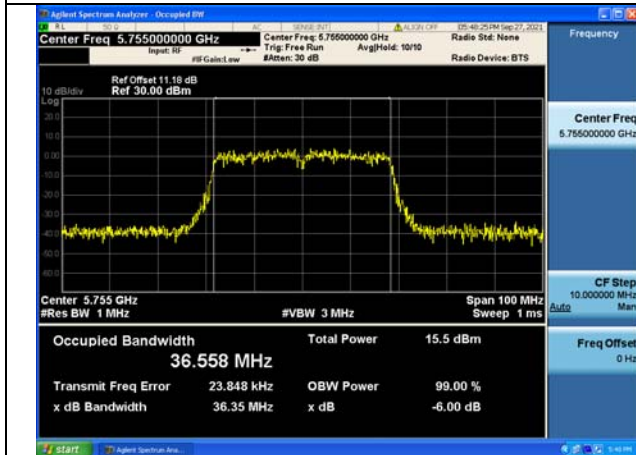
Test Mode:802. 11ac VHT20 Chain0



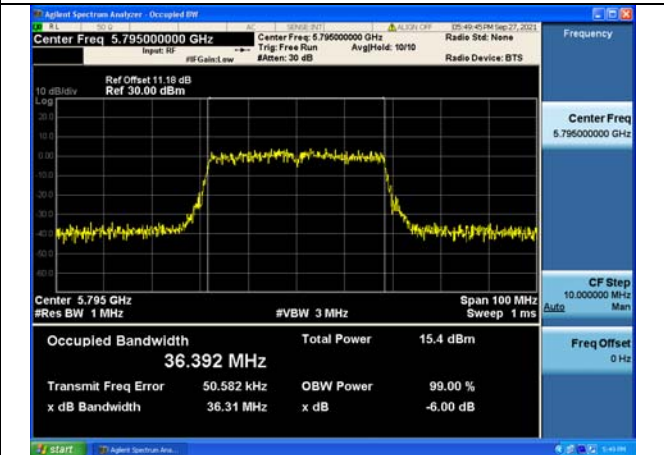
Test Mode:802. 11ac VHT40

Carrier frequency (MHz)	Chain	Occupied Bandwidth (MHz)
5755	Chain0	36.371
5795	Chain0	36.558
5710	Chain0	36.392

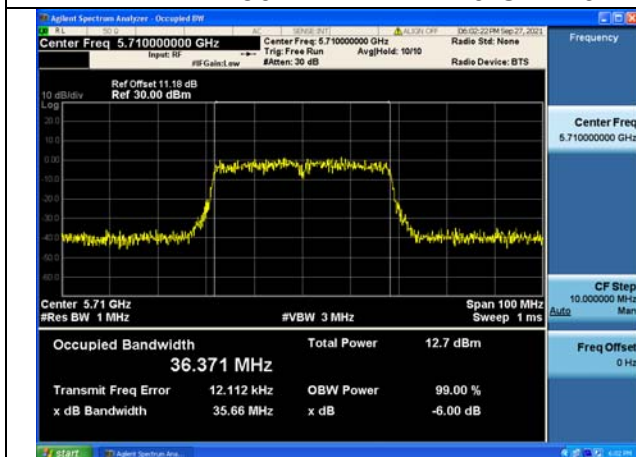
Test Mode:802. 11ac VHT40 Chain0



Test Mode:802. 11ac VHT40 Chain0



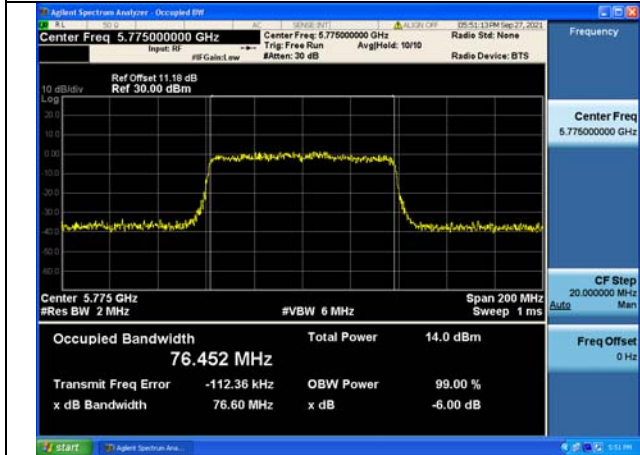
Test Mode:802. 11ac VHT40 Chain0



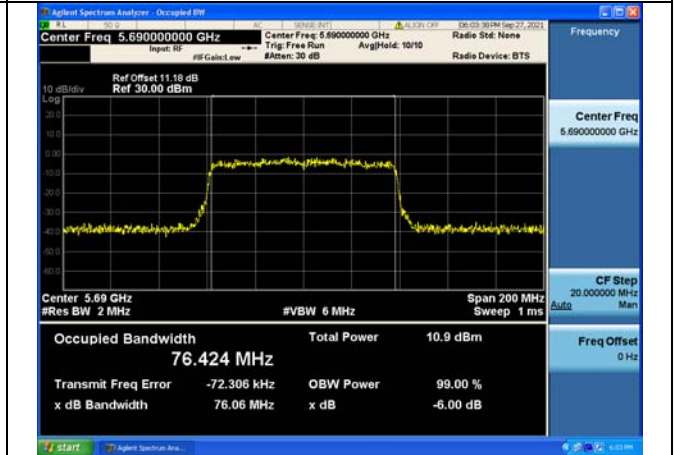
Test Mode:802. 11ac VHT80

Carrier frequency (MHz)	Chain	Occupied Bandwidth (MHz)
5775	Chain0	76.424
5690	Chain0	76.452

Test Mode:802. 11ac VHT80 Chain0



Test Mode:802. 11ac VHT80 Chain0



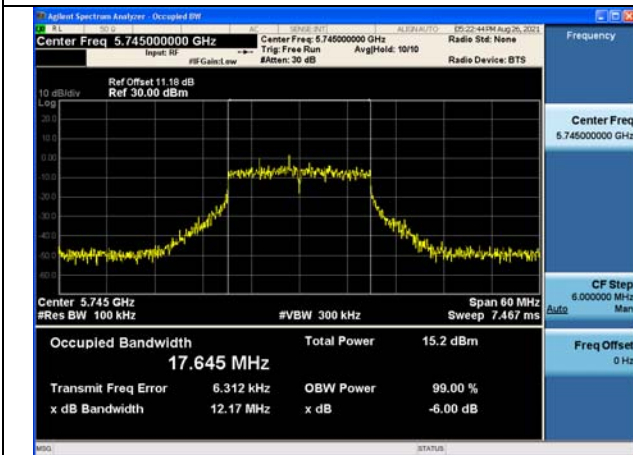
6dB Bandwidth

Offset 11.5dB = Attenuator 10dB+ Temporary antenna connector loss 0.5dB+ Cable loss 1dB

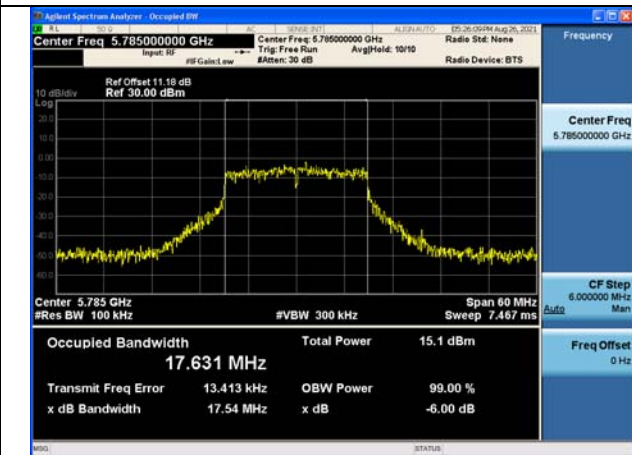
Test Mode:802.11a

Carrier frequency (MHz)	Chain	6dB Bandwidth (MHz)
5745	Chain0	12.17
5785	Chain0	17.54
5825	Chain0	17.13
5720	Chain0	8.80

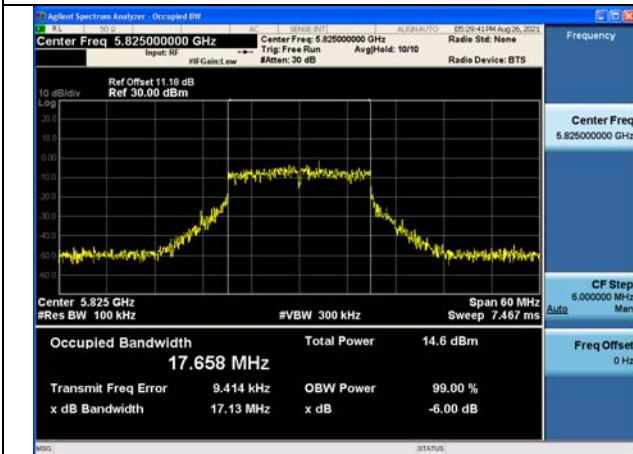
Test Mode:802.11a Chain0



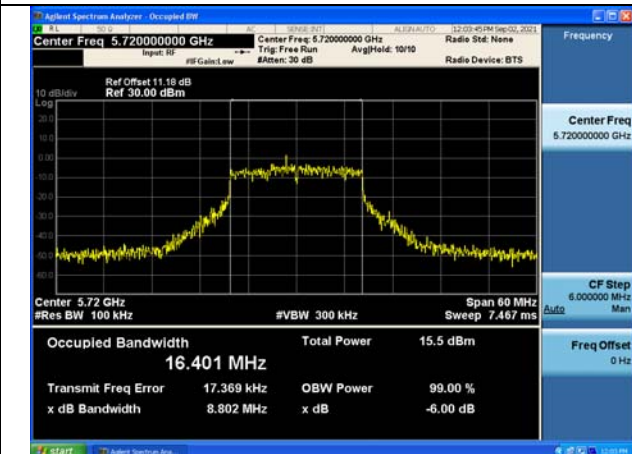
Test Mode:802.11a Chain0



Test Mode:802.11a Chain0



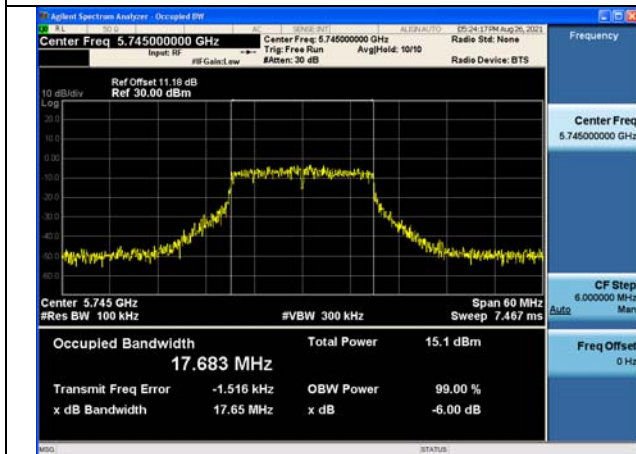
Test Mode:802.11a Chain0



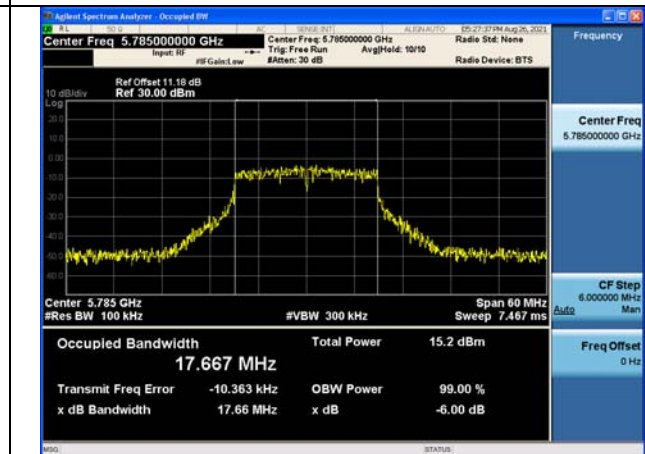
Test Mode:802. 11n HT20

Carrier frequency (MHz)	Chain	6dB Bandwidth (MHz)
5745	Chain0	17.65
5785	Chain0	17.66
5825	Chain0	16.64
5720	Chain0	17.32

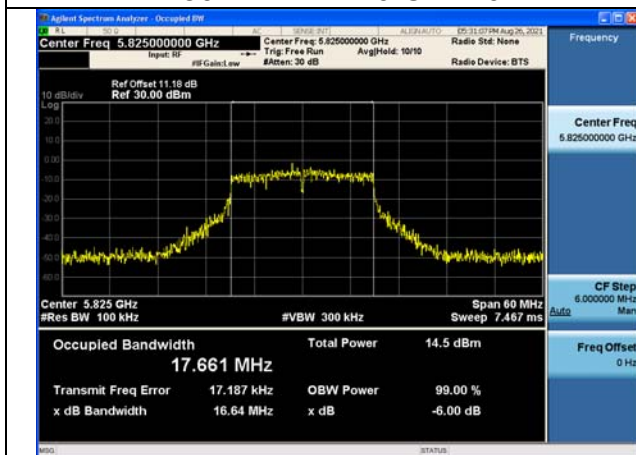
Test Mode:802. 11n HT20 Chain0



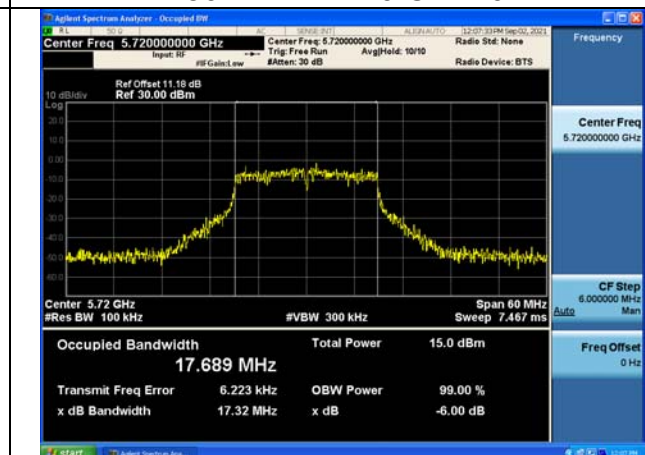
Test Mode:802. 11n HT20 Chain0



Test Mode:802. 11n HT20 Chain0



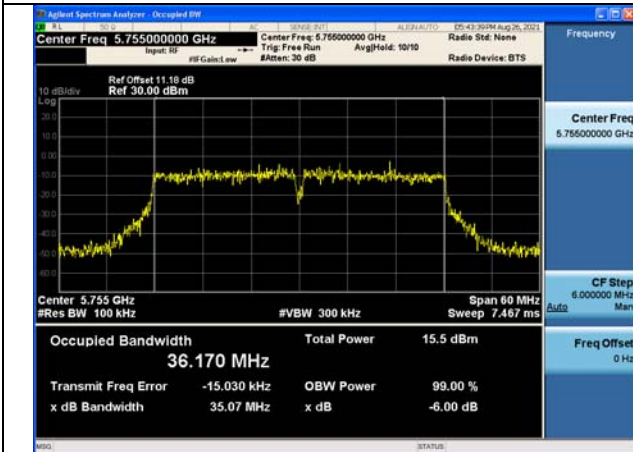
Test Mode:802. 11n HT20 Chain0



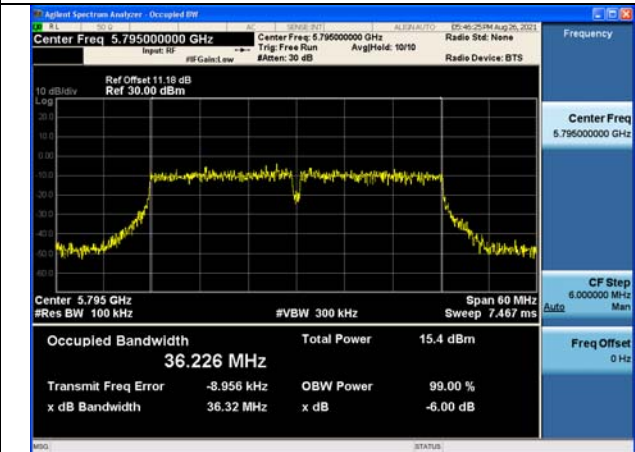
Test Mode:802. 11n HT40

Carrier frequency (MHz)	Chain	6dB Bandwidth (MHz)
5755	Chain0	35.07
5795	Chain0	36.32
5710	Chain0	35.65

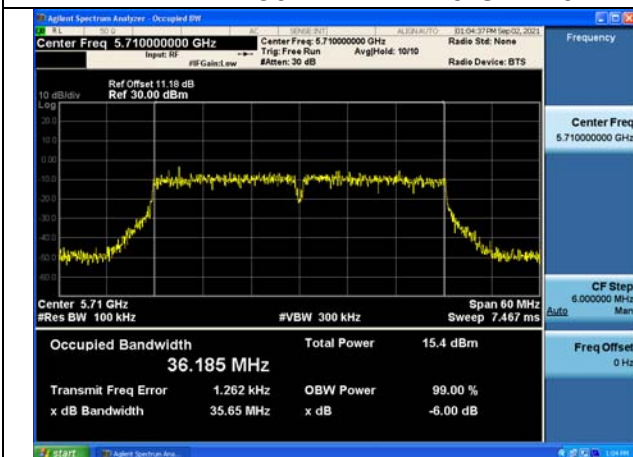
Test Mode:802. 11n HT40 Chain0



Test Mode:802. 11n HT40 Chain0



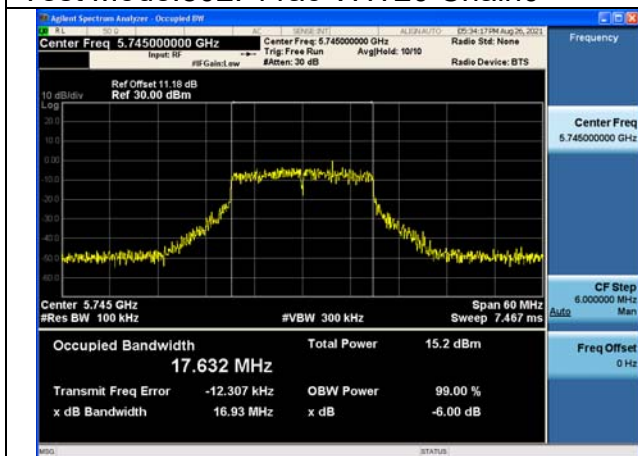
Test Mode:802. 11n HT40 Chain0



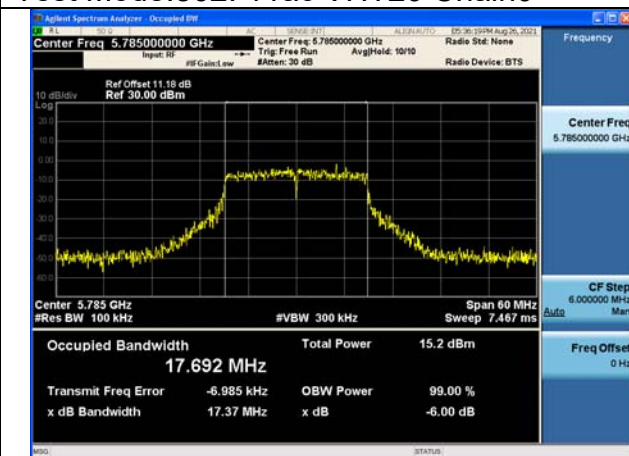
Test Mode:802. 11ac VHT20

Carrier frequency (MHz)	Chain	6dB Bandwidth (MHz)
5745	Chain0	16.93
5785	Chain0	17.37
5825	Chain0	17.21
5720	Chain0	17.49

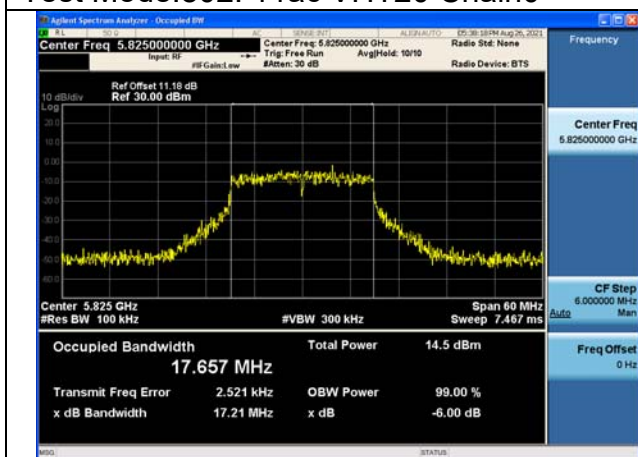
Test Mode:802. 11ac VHT20 Chain0



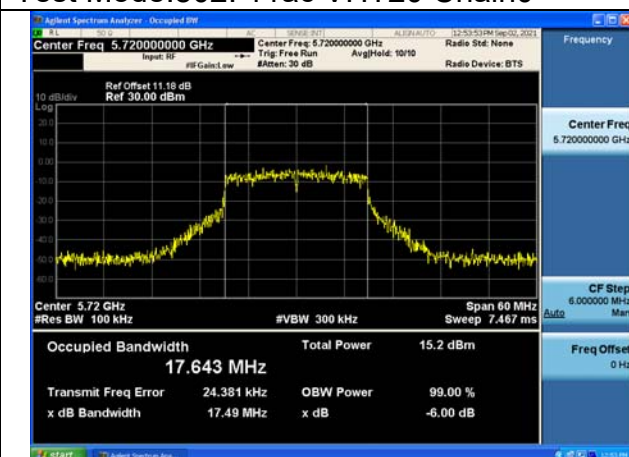
Test Mode:802. 11ac VHT20 Chain0



Test Mode:802. 11ac VHT20 Chain0



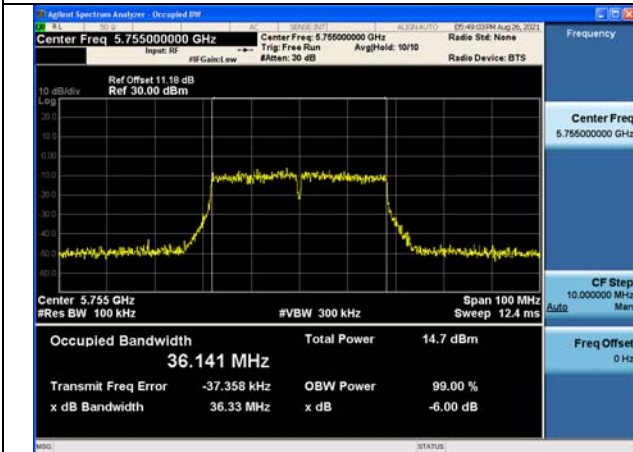
Test Mode:802. 11ac VHT20 Chain0



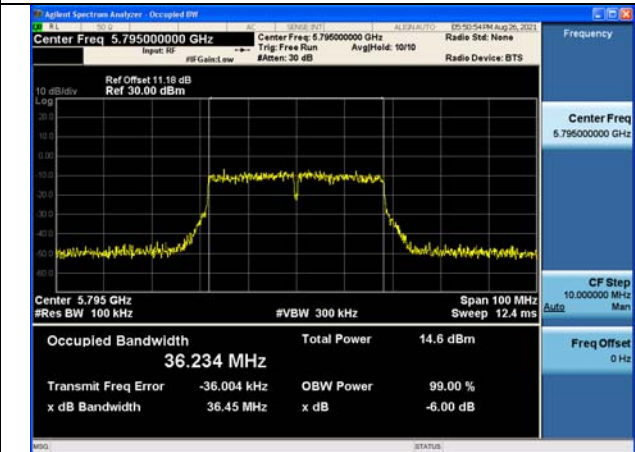
Test Mode:802. 11ac VHT40

Carrier frequency (MHz)	Chain	6dB Bandwidth (MHz)
5755	Chain0	36.33
5795	Chain0	36.45
5710	Chain0	36.33

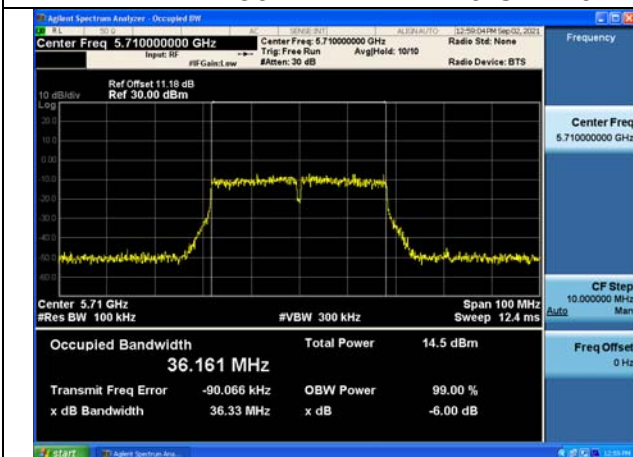
Test Mode:802. 11ac VHT40 Chain0



Test Mode:802. 11ac VHT40 Chain0



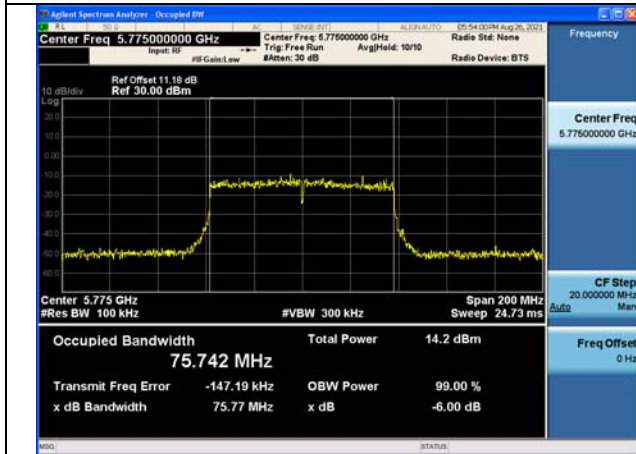
Test Mode:802. 11ac VHT40 Chain0



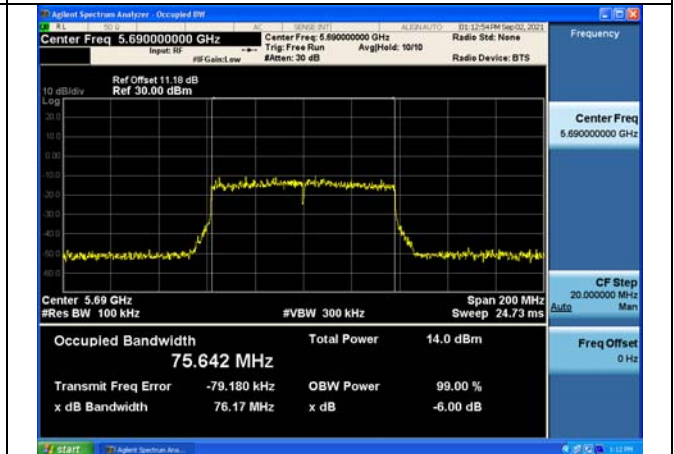
Test Mode:802. 11ac VHT80

Carrier frequency (MHz)	Chain	6dB Bandwidth (MHz)
5775	Chain0	75.77
5690	Chain0	76.17

Test Mode:802. 11ac VHT80 Chain0



Test Mode:802. 11ac VHT80 Chain0



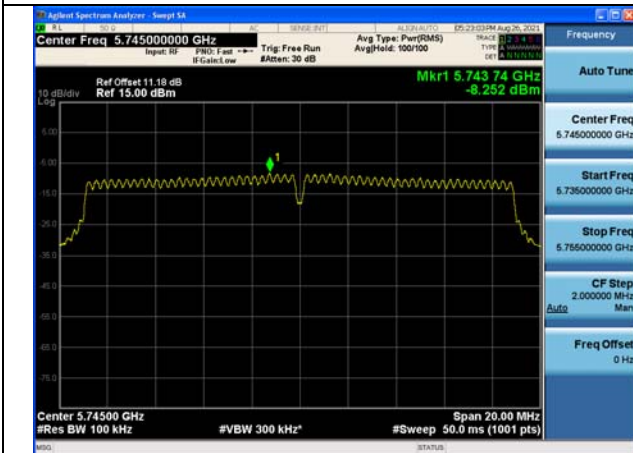
Transmitter Power Spectral Density

Offset 11.5dB = Attenuator 10dB+ Temporary antenna connector loss 0.5dB+ Cable loss 1dB
Test Mode:802.11a

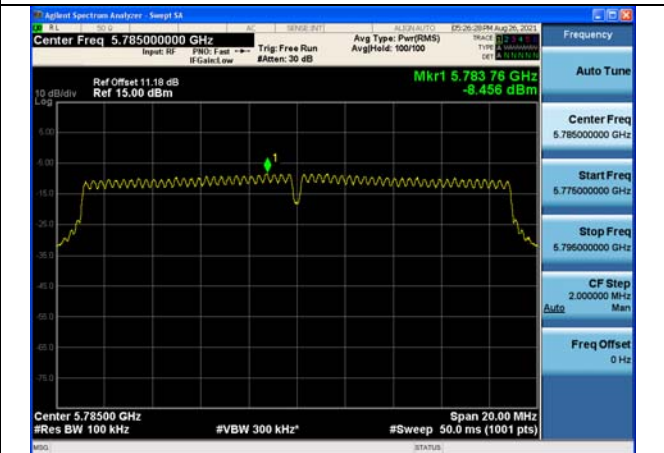
Carrier frequency (MHz)	Correction Factor(dB)	Chain	Power Density (dBm/500kHz)
5745	0	Chain0	-8.252
5785		Chain0	-8.456
5825		Chain0	-8.962
5720	0	Chain0	-8.036

Note: As measurement bandwidth of Maximum PSD is specified in 500 kHz, add 10log(500kHz/RBW) to the measured result.

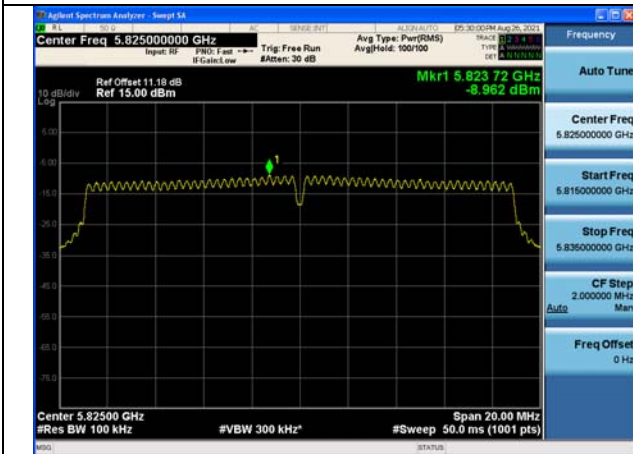
Test Mode:802.11a Chain0



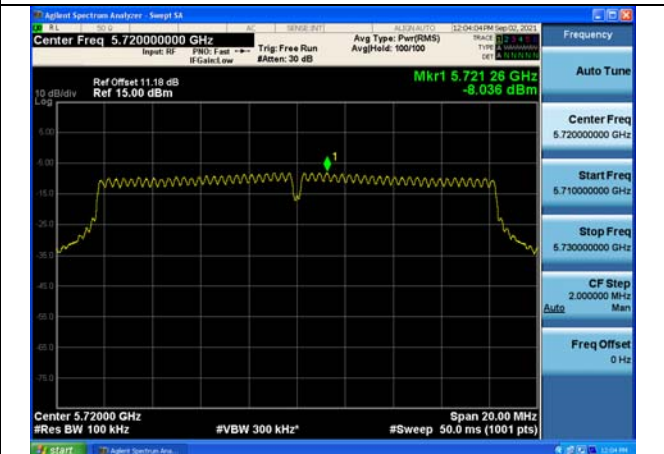
Test Mode:802.11a Chain0



Test Mode:802.11a Chain0



Test Mode:802.11a Chain0

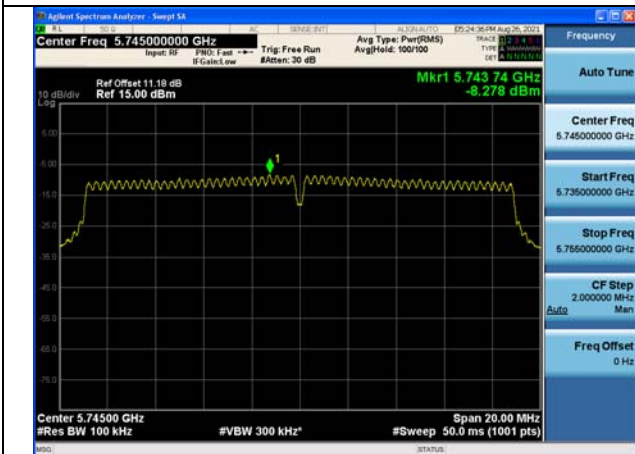


Test Mode:802. 11n HT20

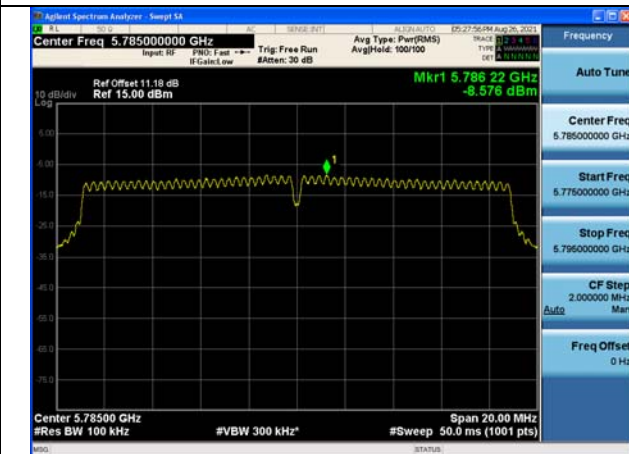
Carrier frequency (MHz)	Correction Factor(dB)	Chain	Power Density (dBm/500kHz)
5745	0	Chain0	-8.278
5785		Chain0	-8.576
5825		Chain0	-8.901
5720	0	Chain0	-8.515

Note: As measurement bandwidth of Maximum PSD is specified in 500 kHz, add 10log(500kHz/RBW) to the measured result.

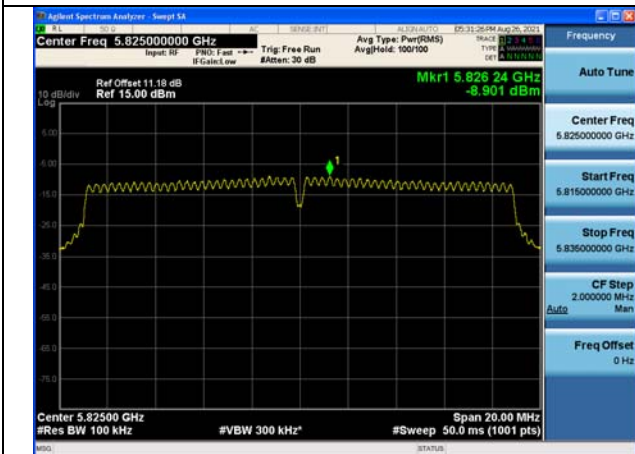
Test Mode:802. 11n HT20 Chain0



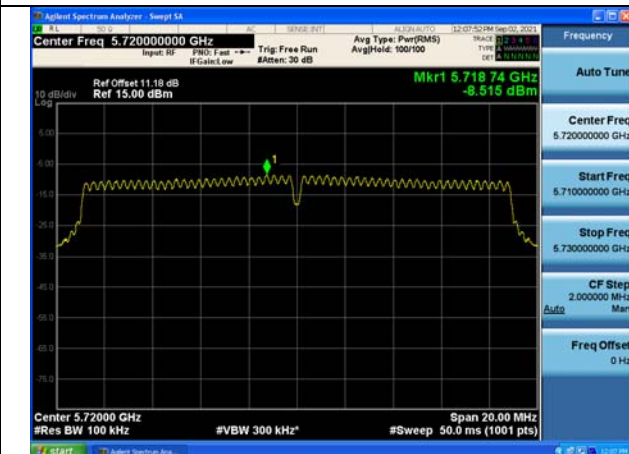
Test Mode:802. 11n HT20 Chain0



Test Mode:802. 11n HT20 Chain0



Test Mode:802. 11n HT20 Chain0



Test Mode:802. 11n HT40

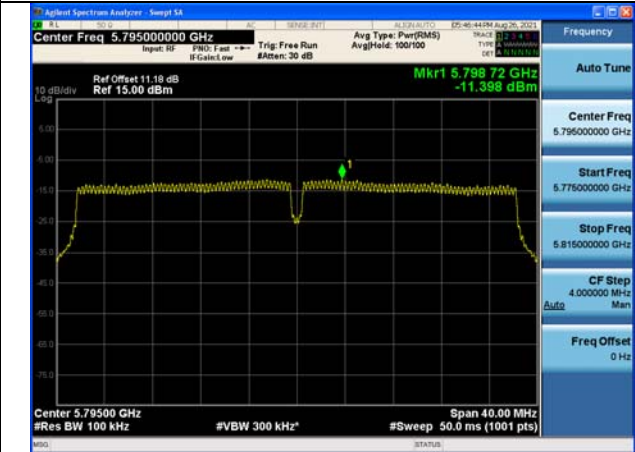
Carrier frequency (MHz)	Correction Factor(dB)	Chain	Power Density (dBm/500kHz)
5755	0	Chain0	-11.099
5795		Chain0	-11.398
5710	0	Chain0	-11.417

Note: As measurement bandwidth of Maximum PSD is specified in 500 kHz, add 10log(500kHz/RBW) to the measured result.

Test Mode:802. 11n HT40 Chain0



Test Mode:802. 11n HT40 Chain0



Test Mode:802. 11n HT40 Chain0



Test Mode:802. 11ac VHT20

Carrier frequency (MHz)	Correction Factor(dB)	Chain	Power Density (dBm/500kHz)
5745	0	Chain0	-8.501
5785		Chain0	-8.378
5825		Chain0	-9.11
5720	0	Chain0	-8.54

Note: As measurement bandwidth of Maximum PSD is specified in 500 kHz, add 10log(500kHz/RBW) to the measured result.

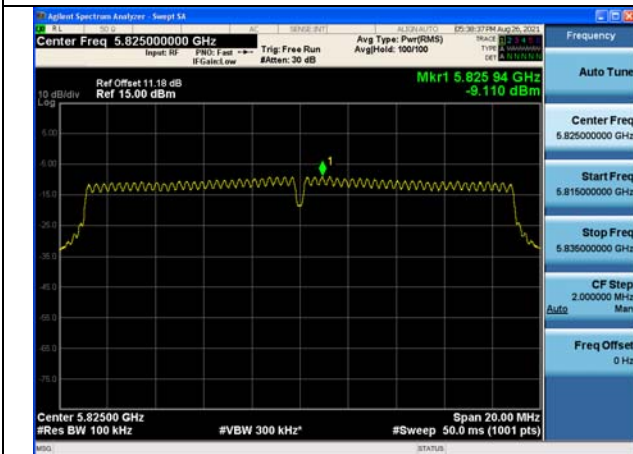
Test Mode:802. 11ac VHT20 Chain0



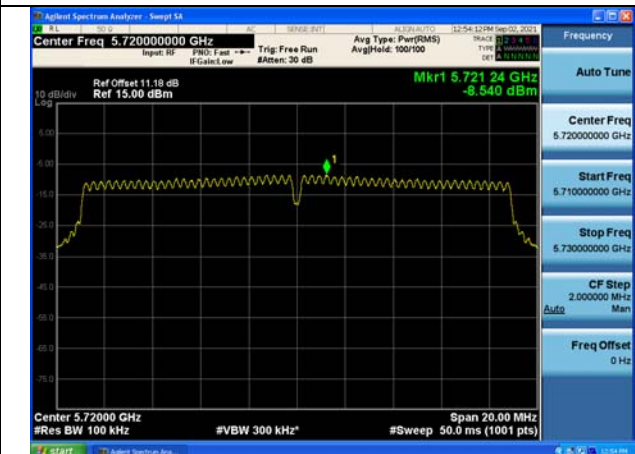
Test Mode:802. 11ac VHT20 Chain0



Test Mode:802. 11ac VHT20 Chain0



Test Mode:802. 11ac VHT20 Chain0



Test Mode:802. 11ac VHT40

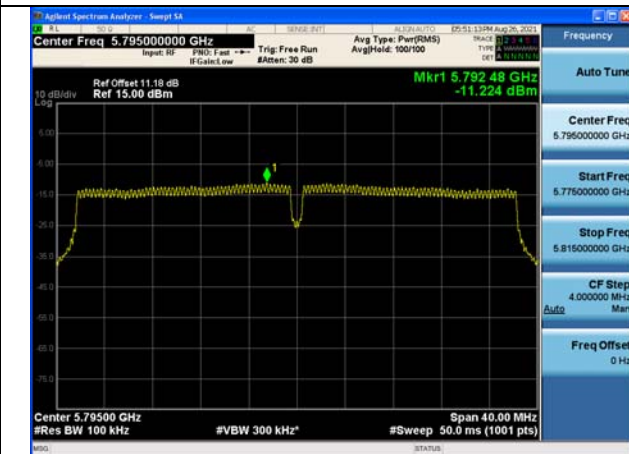
Carrier frequency (MHz)	Correction Factor(dB)	Chain	Power Density (dBm/500kHz)
5755	0	Chain0	-10.941
5795		Chain0	-11.224
5710	0	Chain0	-11.421

Note: As measurement bandwidth of Maximum PSD is specified in 500 kHz, add 10log(500kHz/RBW) to the measured result.

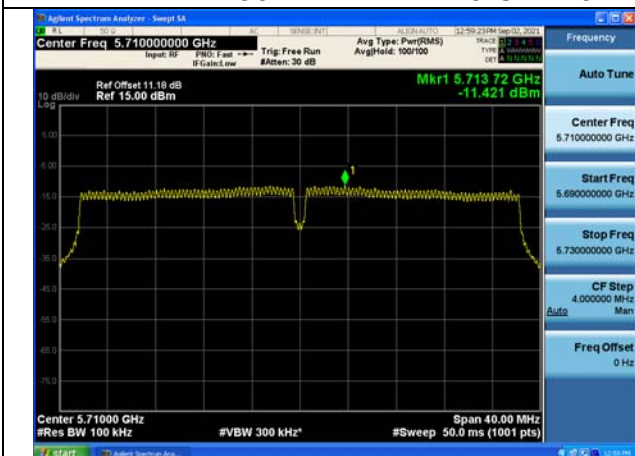
Test Mode:802. 11ac VHT40 Chain0



Test Mode:802. 11ac VHT40 Chain0



Test Mode:802. 11ac VHT40 Chain0

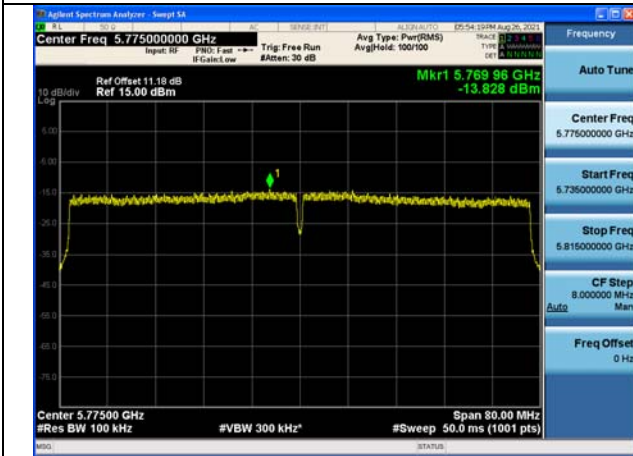


Test Mode:802. 11ac VHT80

Carrier frequency (MHz)	Correction Factor(dB)	Chain	Power Density (dBm/500kHz)
5775	0.09	Chain0	-13.738
5690	0.09	Chain0	-14.132

Note: As measurement bandwidth of Maximum PSD is specified in 500 kHz, add 10log(500kHz/RBW) to the measured result.

Test Mode:802. 11ac VHT80 Chain0



Test Mode:802. 11ac VHT80 Chain0

