

APPENDIX A – TEST DATA OF CONDUCTED EMISSION

**LTE Band 41
1 RF Power Output**

Modulation	Carrier frequency (MHz)	UL Channel	BW	RB Size	RB Offset	Conducted power (dBm)
QPSK	2498.5	39675	5	1	0	21.35
				1	12	21.40
				1	24	21.43
				12	0	20.48
				12	7	20.44
				12	13	20.45
	2593	40620		25	0	20.44
				1	0	22.67
				1	12	22.79
				1	24	22.80
				12	0	21.76
				12	7	21.74
	2687.5	41565		12	13	21.69
				25	0	21.71
				1	0	21.74
				1	12	21.71
				1	24	21.83
				12	0	20.78
16QAM	2498.5	39675	12	7	20.92	
			12	13	20.82	
			25	0	20.83	
			1	0	20.82	
			1	12	20.69	
			1	24	20.80	
	2593	40620	12	0	19.42	
			12	7	19.48	
			12	13	19.47	
			25	0	19.44	
			1	0	22.09	
			1	12	22.16	
	2687.5	41565	1	24	22.20	
			12	0	20.83	
			12	7	20.80	
			12	13	20.74	
			25	0	20.83	
			1	0	20.99	
1	12	21.11				
1	24	21.03				
12	0	19.76				
12	7	19.80				
12	13	19.82				
25	0	19.89				

Modulation	Carrier frequency (MHz)	UL Channel	BW	RB Size	RB Offset	Conducted power (dBm)
64QAM	2498.5	39675	5	1	0	19.78
				1	12	19.72
				1	24	19.72
				12	0	18.54
				12	7	18.62
				12	13	18.52
				25	0	18.47
	2593	40620		1	0	21.05
				1	12	21.01
				1	24	21.16
				12	0	19.93
				12	7	19.84
				12	13	19.84
				25	0	19.78
	2687.5	41565		1	0	19.96
				1	12	19.85
				1	24	19.92
				12	0	18.84
				12	7	18.86
				12	13	18.76
				25	0	18.78

Modulation	Carrier frequency (MHz)	UL Channel	BW	RB Size	RB Offset	Conducted power (dBm)
QPSK	2501	39700	10	1	0	21.37
				1	25	21.29
				1	49	21.20
				25	0	20.44
				25	12	20.32
				25	25	20.30
	2593	40620		50	0	20.38
				1	0	22.65
				1	25	22.65
				1	49	22.64
				25	0	21.78
				25	12	21.75
	2685	41540		25	25	21.77
				50	0	21.77
				1	0	21.53
				1	25	21.55
				1	49	21.59
				25	0	20.80
16QAM	2501	39700	25	12	20.88	
			25	25	20.78	
			50	0	20.87	
			1	0	20.73	
			1	25	20.59	
			1	49	20.83	
	2593	40620	25	0	19.47	
			25	12	19.39	
			25	25	19.38	
			50	0	19.38	
			1	0	21.88	
			1	25	22.00	
	2685	41540	1	49	21.93	
			25	0	20.75	
			25	12	20.77	
			25	25	20.87	
			50	0	20.75	
			1	0	21.28	
			1	25	21.15	
			1	49	21.14	
			25	0	19.79	
			25	12	19.69	
			25	25	19.84	
			50	0	19.92	

Modulation	Carrier frequency (MHz)	UL Channel	BW	RB Size	RB Offset	Conducted power (dBm)
64QAM	2501	39700	10	1	0	19.79
				1	25	19.44
				1	49	19.42
				25	0	18.38
				25	12	18.42
				25	25	18.39
				50	0	18.39
	2593	40620		1	0	21.27
				1	25	20.84
				1	49	20.85
				25	0	19.72
				25	12	19.65
				25	25	19.73
				50	0	19.77
	2685	41540		1	0	20.14
				1	25	20.07
				1	49	20.10
				25	0	18.84
				25	12	18.83
				25	25	18.86
				50	0	18.85

Modulation	Carrier frequency (MHz)	UL Channel	BW	RB Size	RB Offset	Conducted power (dBm)
QPSK	2503.5	39725	15	1	0	21.17
				1	37	21.02
				1	74	21.07
				36	0	20.24
				36	29	20.17
				36	30	20.11
	2593	40620		75	0	20.17
				1	0	22.44
				1	37	22.40
				1	74	22.50
				36	0	21.63
				36	29	21.61
	2682.5	41515		36	30	21.61
				75	0	21.60
				1	0	21.55
				1	37	21.52
				1	74	21.51
				36	0	20.68
16QAM	2503.5	39725	36	29	20.61	
			36	30	20.64	
			75	0	20.64	
			1	0	20.42	
			1	37	20.38	
			1	74	20.33	
	2593	40620	36	0	19.25	
			36	29	19.13	
			36	30	19.20	
			75	0	19.11	
			1	0	21.87	
			1	37	21.89	
	2682.5	41515	1	74	22.00	
			36	0	20.60	
			36	29	20.63	
			36	30	20.61	
			75	0	20.59	
			1	0	20.89	
			1	37	20.82	
			1	74	20.87	
			36	0	19.67	
			36	29	19.66	
			36	30	19.60	
			75	0	19.72	

Modulation	Carrier frequency (MHz)	UL Channel	BW	RB Size	RB Offset	Conducted power (dBm)
64QAM	2503.5	39725	15	1	0	19.41
				1	37	19.32
				1	74	19.23
				36	0	18.24
				36	29	18.22
				36	30	18.17
				75	0	18.22
	2593	40620		1	0	20.80
				1	37	20.78
				1	74	20.78
				36	0	19.63
				36	29	19.57
				36	30	19.56
				75	0	19.61
	2682.5	41515		1	0	19.96
				1	37	19.74
				1	74	19.80
				36	0	18.78
				36	29	18.67
				36	30	18.67
				75	0	18.72

Modulation	Carrier frequency (MHz)	UL Channel	BW	RB Size	RB Offset	Conducted power (dBm)
QPSK	2506	39750	20	1	0	21.09
				1	49	21.04
				1	99	21.05
				50	0	20.25
				50	24	20.22
				50	50	20.15
	2593	40620		100	0	20.15
				1	0	22.52
				1	49	22.46
				1	99	22.70
				50	0	21.62
				50	24	21.59
	2680	41490		50	50	21.63
				100	0	21.58
				1	0	21.64
				1	49	21.48
				1	99	21.63
				50	0	20.70
16QAM	2506	39750	50	24	20.74	
			50	50	20.63	
			100	0	20.69	
			1	0	20.39	
			1	49	20.32	
			1	99	20.43	
	2593	40620	50	0	19.22	
			50	24	19.17	
			50	50	19.15	
			100	0	19.14	
			1	0	21.94	
			1	49	21.88	
	2680	41490	1	99	22.10	
			50	0	20.63	
			50	24	20.63	
			50	50	20.65	
			100	0	20.65	
			1	0	20.56	
			1	49	20.44	
			1	99	20.56	
			50	0	19.74	
			50	24	19.77	
			50	50	19.63	
			100	0	19.80	

Modulation	Carrier frequency (MHz)	UL Channel	BW	RB Size	RB Offset	Conducted power (dBm)
64QAM	2506	39750	20	1	0	19.26
				1	49	19.23
				1	99	19.14
				50	0	18.15
				50	24	18.18
				50	50	18.13
				100	0	18.18
	2593	40620		1	0	20.71
				1	49	20.56
				1	99	20.78
				50	0	19.64
				50	24	19.64
				50	50	19.66
				100	0	19.60
	2680	41490		1	0	19.73
				1	49	19.78
				1	99	19.75
				50	0	18.82
				50	24	18.83
				50	50	18.70
				100	0	18.80

2 Occupied Bandwidth

Band	Carrier frequency (MHz)	Channel	BW (MHz)	RB Size	RB Offset	Bandwidth of 99% Power (MHz)					
						QPSK		16-QAM		64-QAM	
41	2498.5	39675	5	25	0	4.472	Fig.1	4.472	Fig.2	4.472	Fig.3
	2593	40620		25	0	4.472	Fig.4	4.450	Fig.5	4.472	Fig.6
	2687.5	41565		25	0	4.472	Fig.7	4.472	Fig.8	4.472	Fig.9
	2501	39700	10	50	0	8.944	Fig.10	8.944	Fig.11	8.944	Fig.12
	2593	40620		50	0	8.944	Fig.13	8.944	Fig.14	8.987	Fig.15
	2685	41540		50	0	8.944	Fig.16	8.944	Fig.17	8.944	Fig.18
	2503.5	39725	15	75	0	13.415	Fig.19	13.415	Fig.20	13.350	Fig.21
	2593	40620		75	0	13.415	Fig.22	13.415	Fig.23	13.415	Fig.24
	2682.5	41515		75	0	13.415	Fig.25	13.415	Fig.26	13.415	Fig.27
	2506	39750	20	100	0	17.800	Fig.28	17.800	Fig.29	17.887	Fig.30
	2593	40620		100	0	17.800	Fig.31	17.887	Fig.32	17.887	Fig.33
	2680	41490		100	0	17.887	Fig.34	17.887	Fig.35	17.887	Fig.36

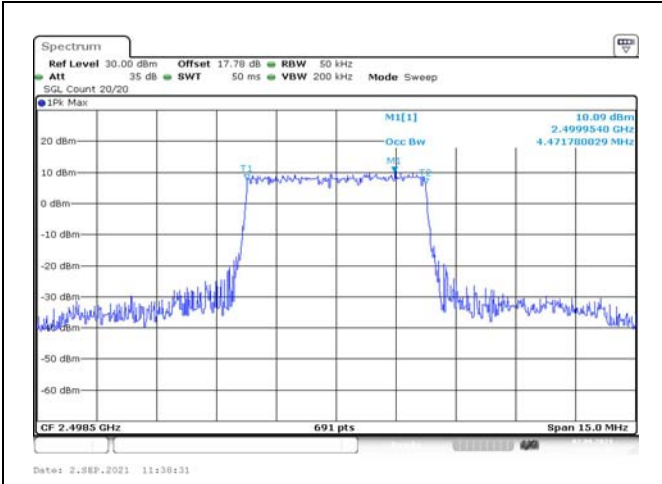


Fig.1

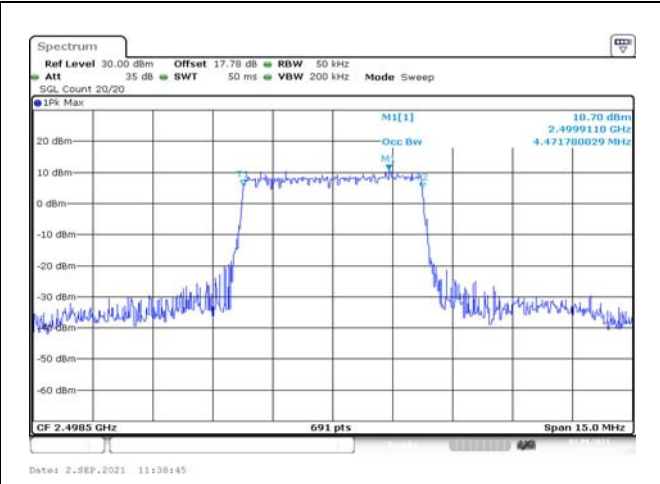


Fig.2

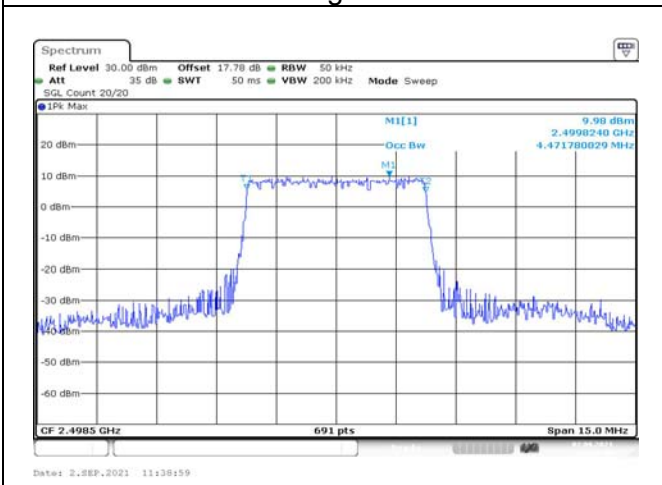


Fig.3

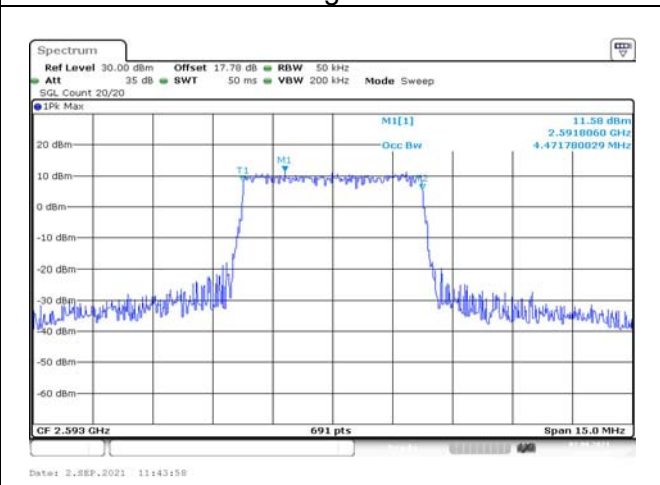


Fig.4

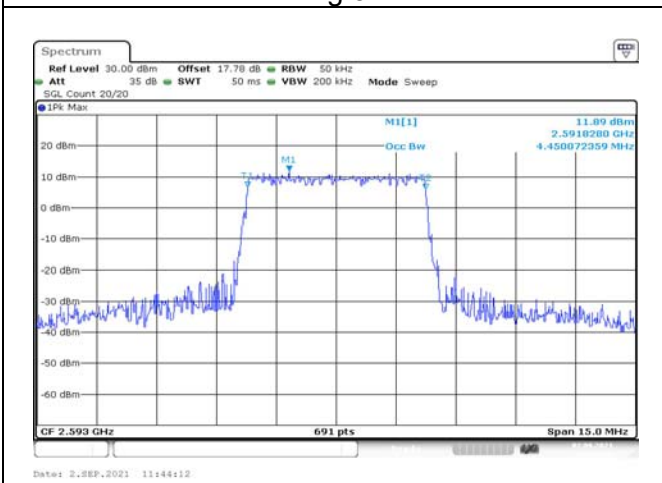


Fig.5

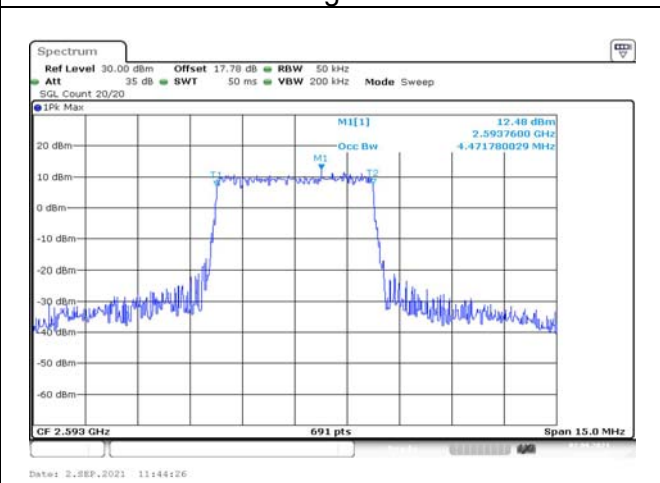


Fig.6

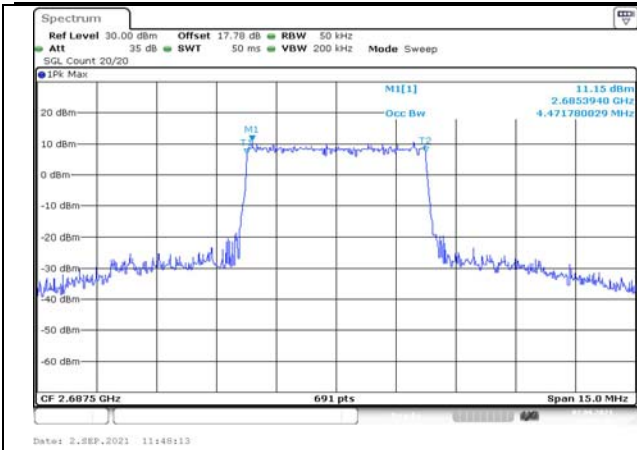


Fig.7

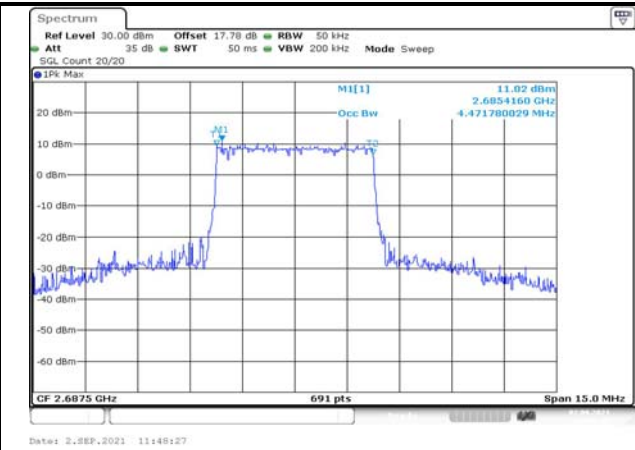


Fig.8

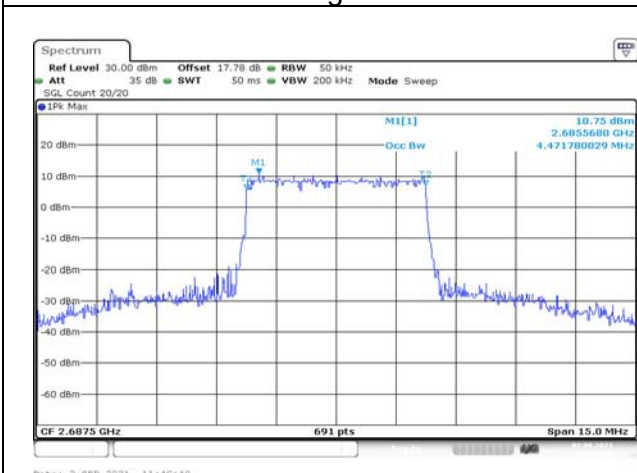


Fig.9

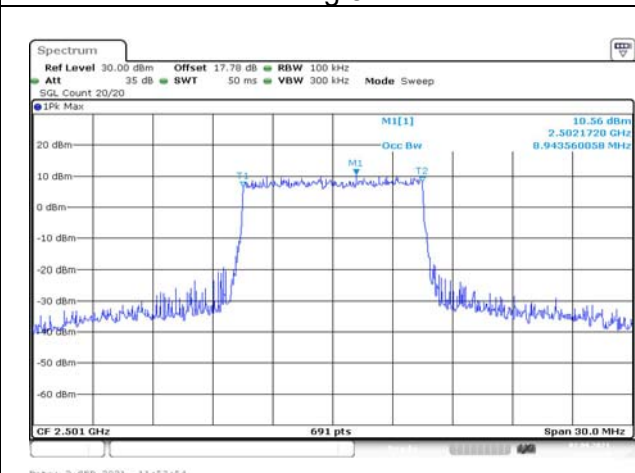


Fig.10

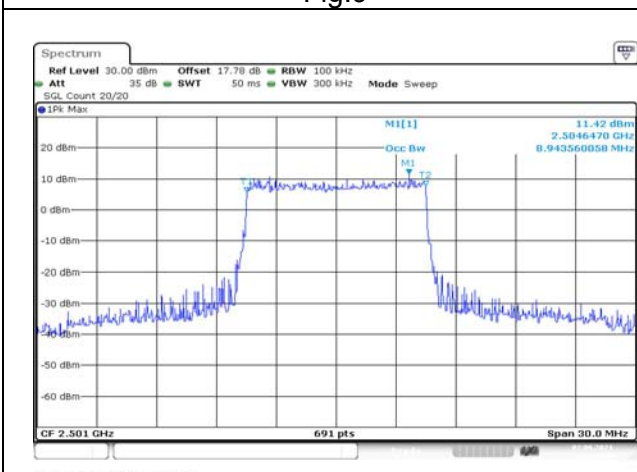


Fig.11

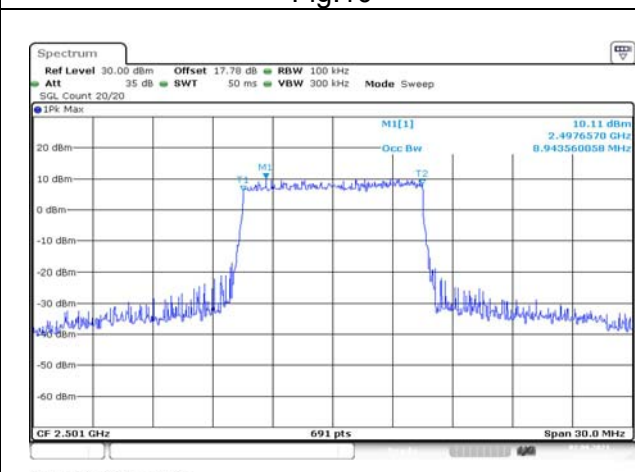


Fig.12

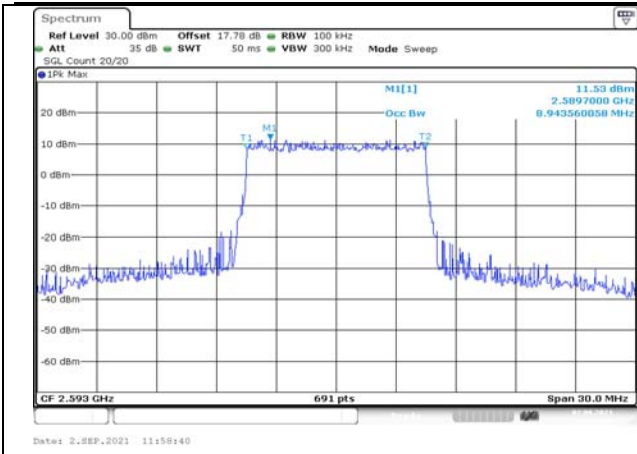


Fig.13

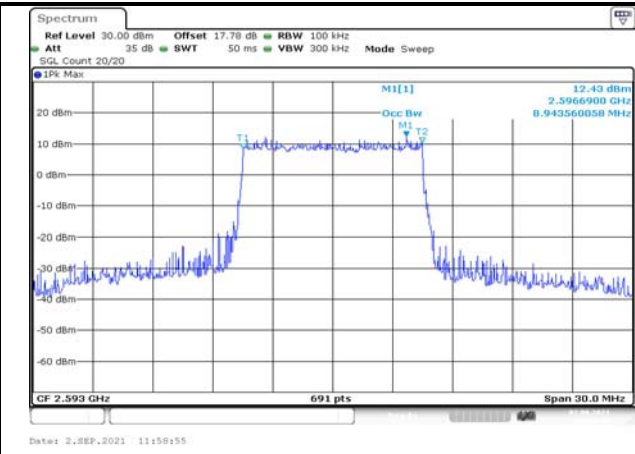


Fig.14

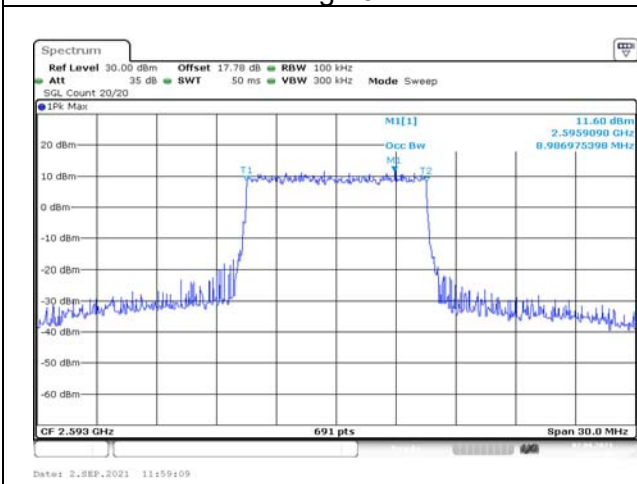


Fig.15

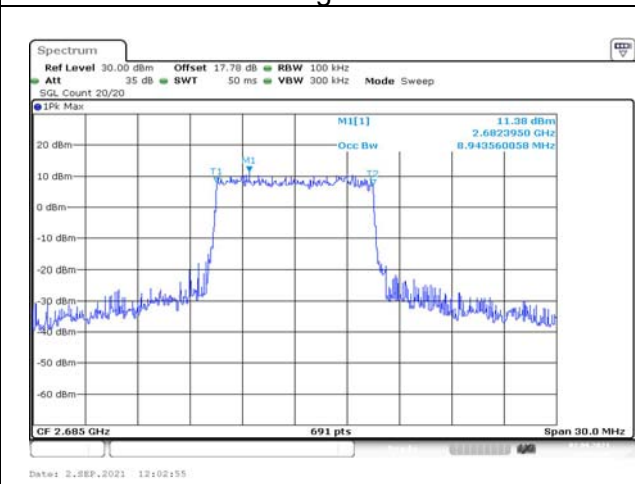


Fig.16

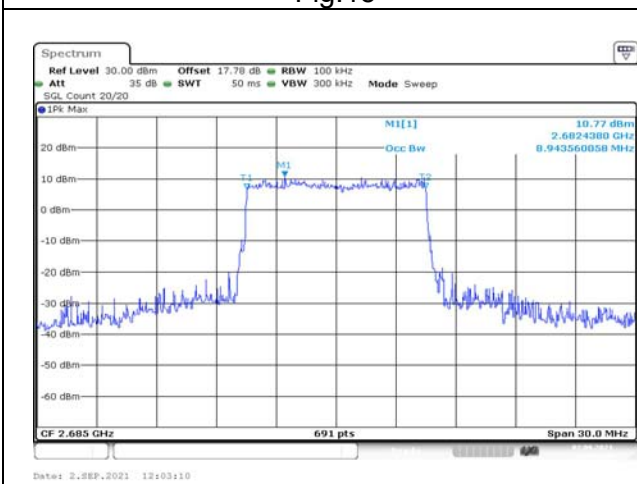


Fig.17

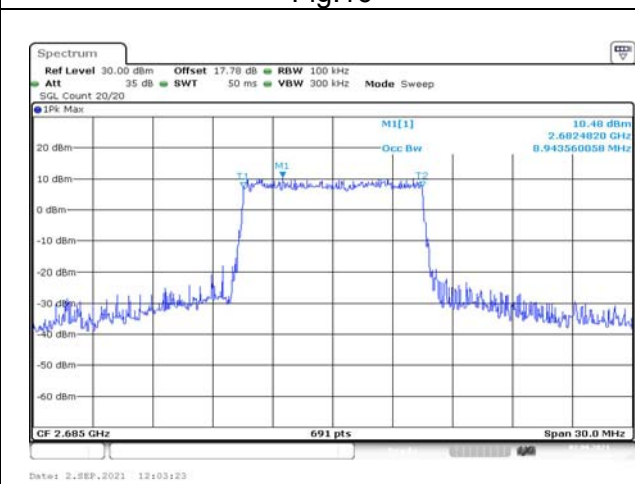


Fig.18

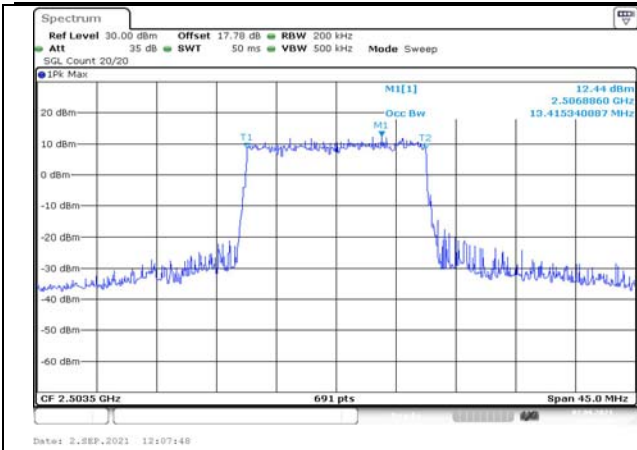


Fig.19

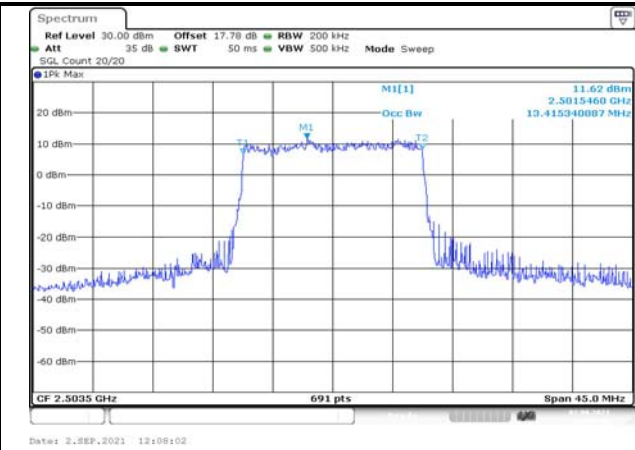


Fig.20

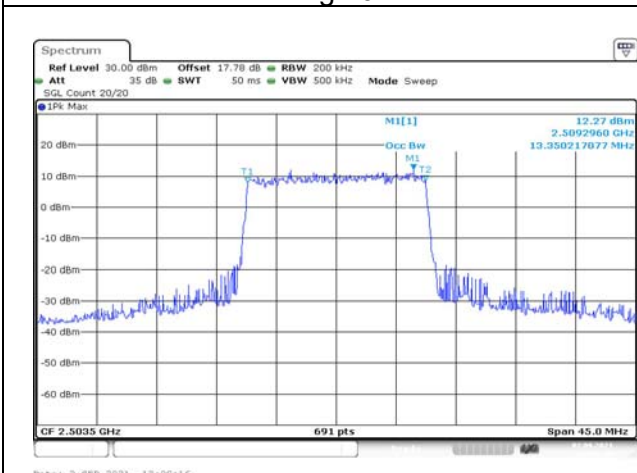


Fig.21

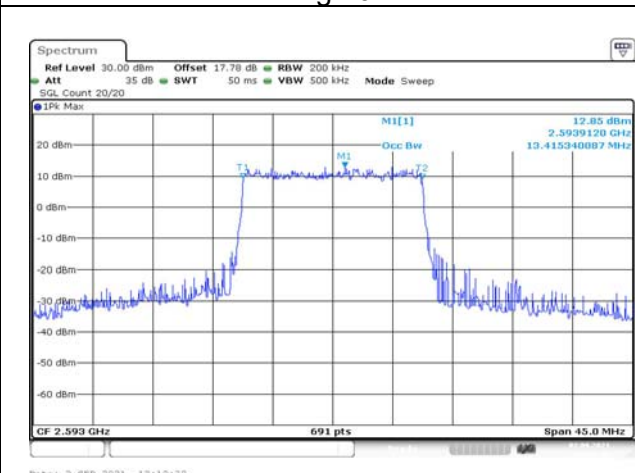


Fig.22

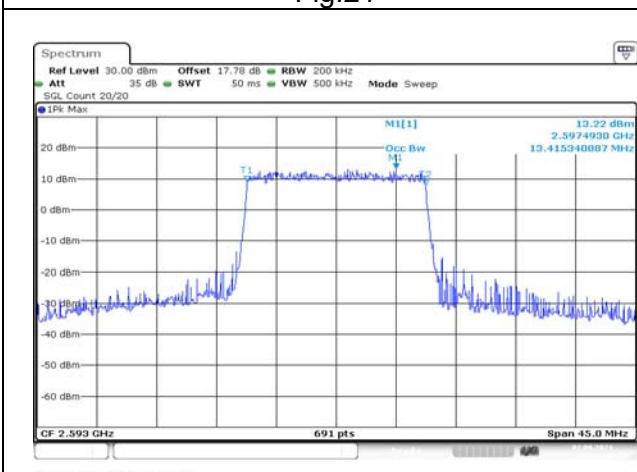


Fig.23

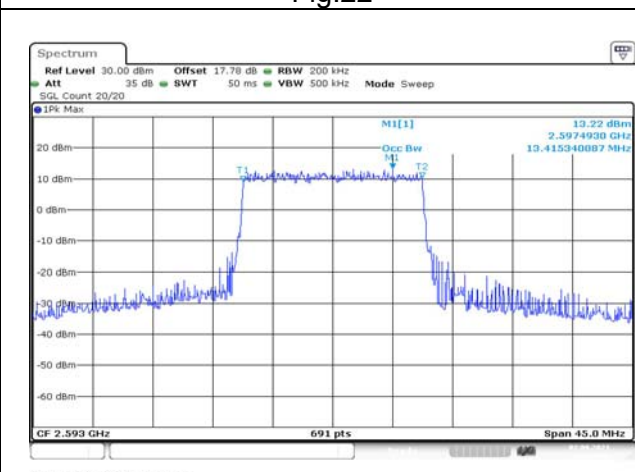


Fig.24

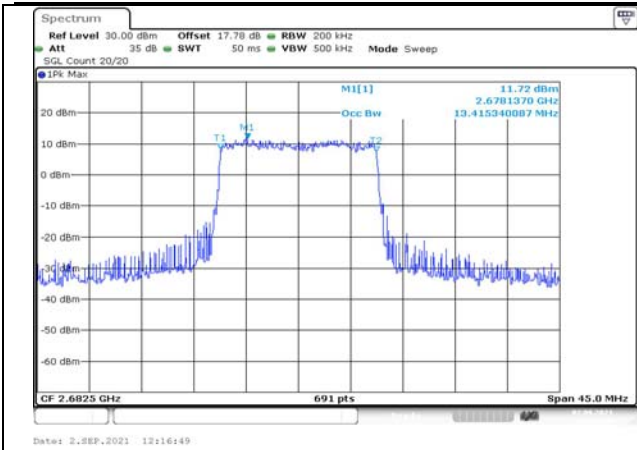


Fig.25

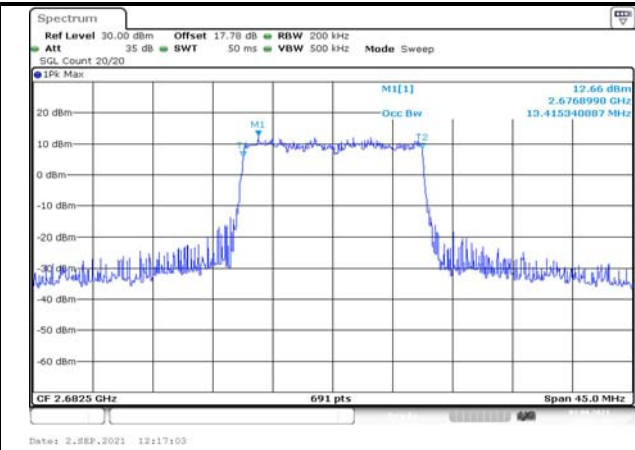


Fig.26

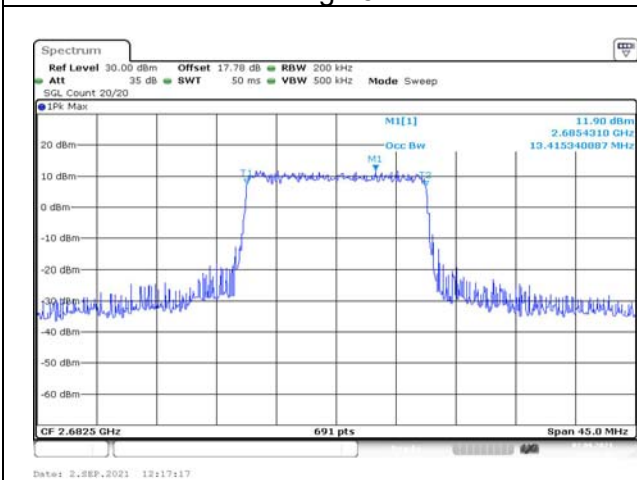


Fig.27

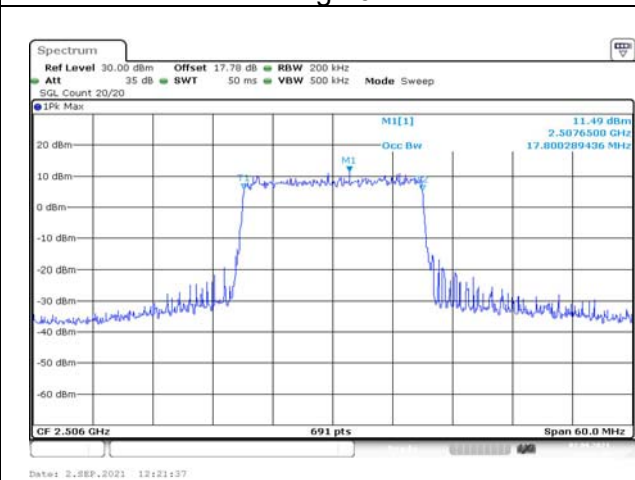


Fig.28

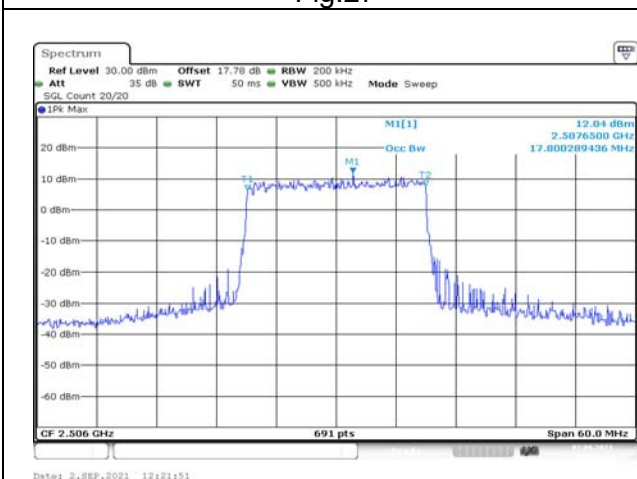


Fig.29

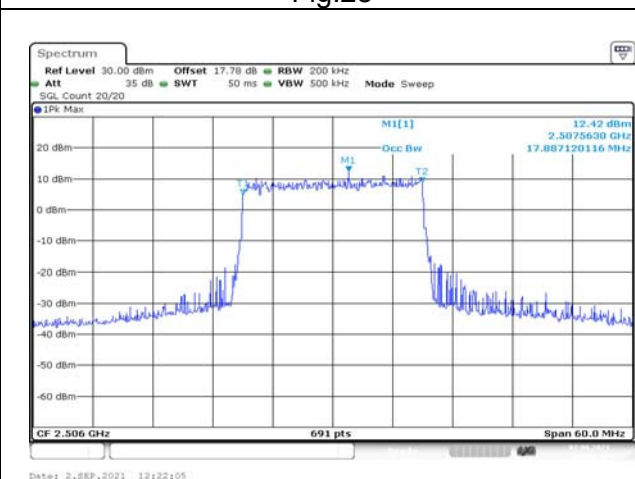


Fig.30

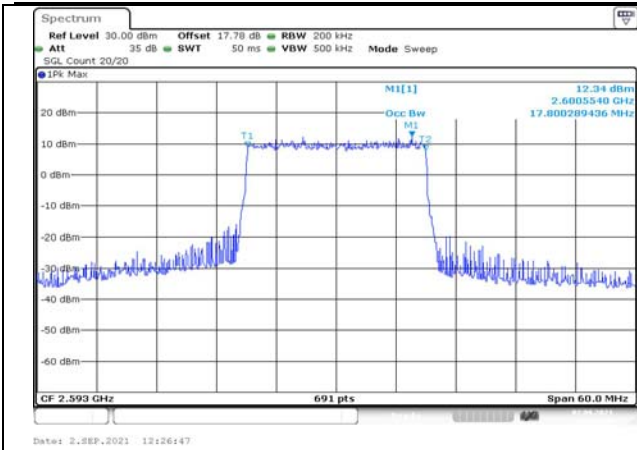


Fig.31

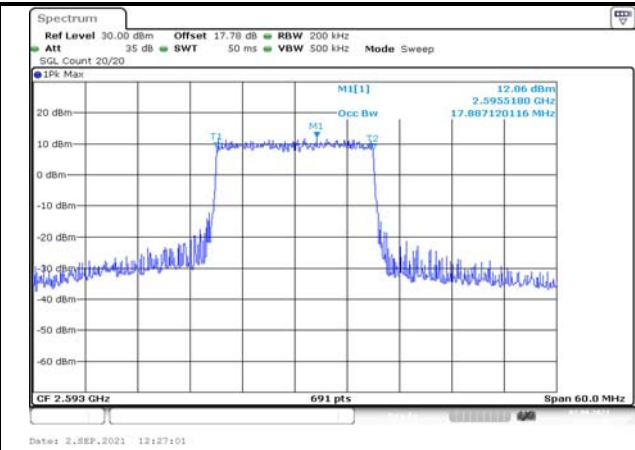


Fig.32

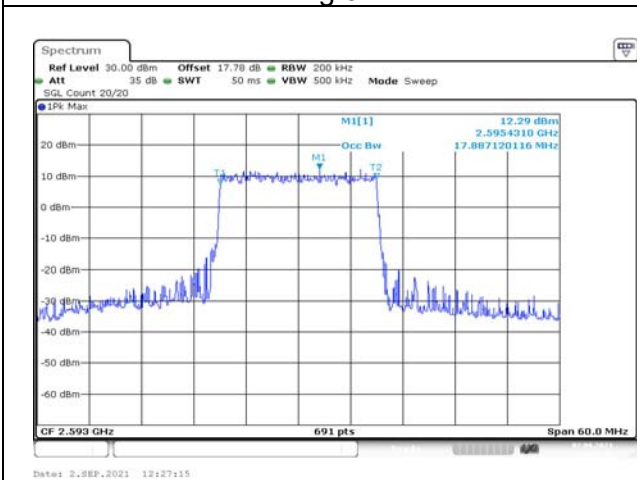


Fig.33

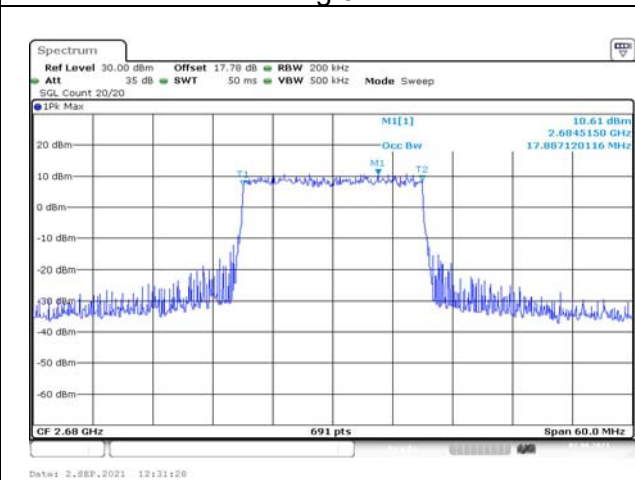


Fig.34

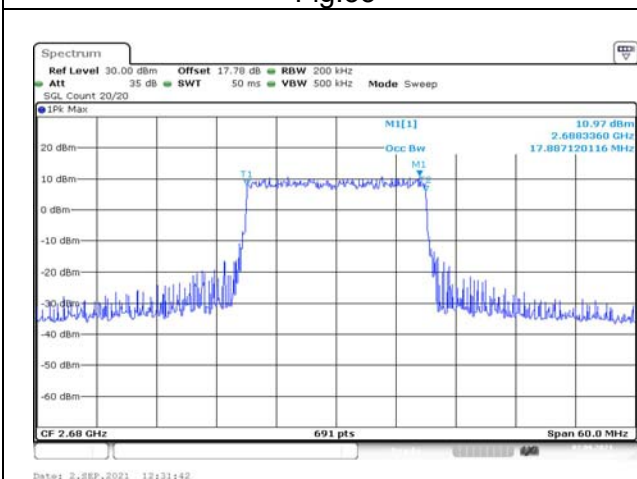


Fig.35

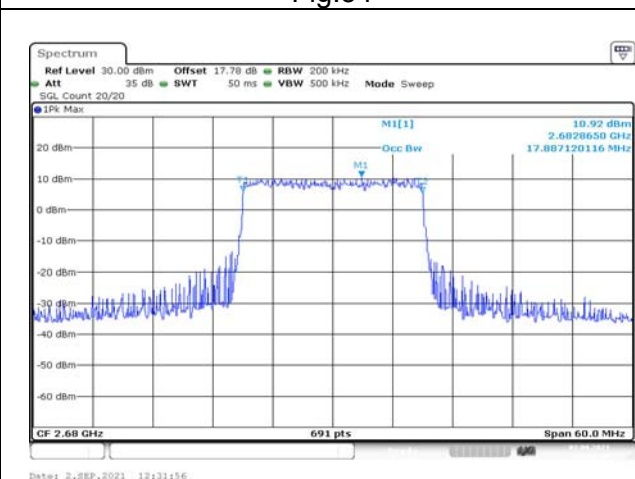


Fig.36

3 Emission Bandwidth

Band	Carrier frequency (MHz)	Channel	BW (MHz)	RB Size	RB Offset	Bandwidth of -26dB transmitter power (MHz)					
						QPSK		16-QAM		64-QAM	
41	2498.5	39675	5	25	0	4.841	Fig.1	4.797	Fig.2	4.797	Fig.3
	2593	40620		25	0	4.863	Fig.4	4.841	Fig.5	4.884	Fig.6
	2687.5	41565		25	0	4.797	Fig.7	4.797	Fig.8	4.797	Fig.9
	2501	39700	10	50	0	9.508	Fig.10	9.551	Fig.11	9.508	Fig.12
	2593	40620		50	0	9.595	Fig.13	9.551	Fig.14	9.551	Fig.15
	2685	41540		50	0	2.475	Fig.16	9.508	Fig.17	2.388	Fig.18
	2503.5	39725	15	75	0	14.457	Fig.19	14.197	Fig.20	14.132	Fig.21
	2593	40620		75	0	14.327	Fig.22	14.392	Fig.23	14.457	Fig.24
	2682.5	41515		75	0	14.522	Fig.25	14.522	Fig.26	14.457	Fig.27
	2506	39750	20	100	0	18.842	Fig.28	19.190	Fig.29	19.016	Fig.30
	2593	40620		100	0	19.103	Fig.31	19.190	Fig.32	19.190	Fig.33
	2680	41490		100	0	19.190	Fig.34	19.190	Fig.35	18.929	Fig.36

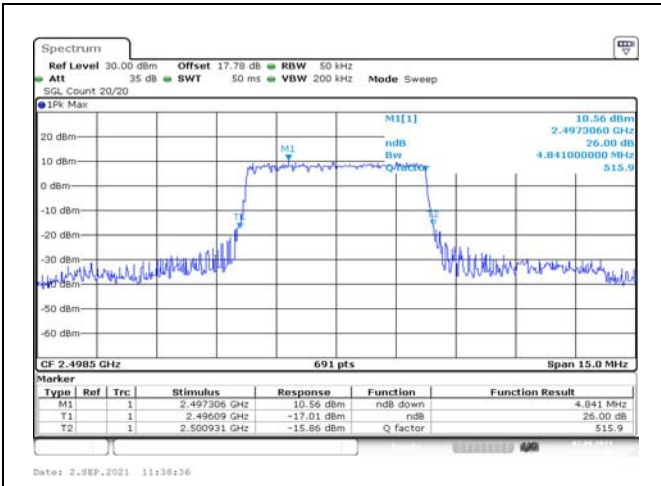


Fig.1

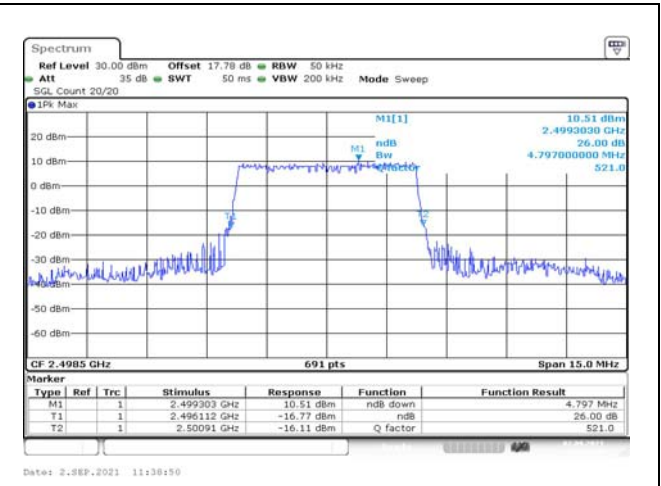


Fig.2

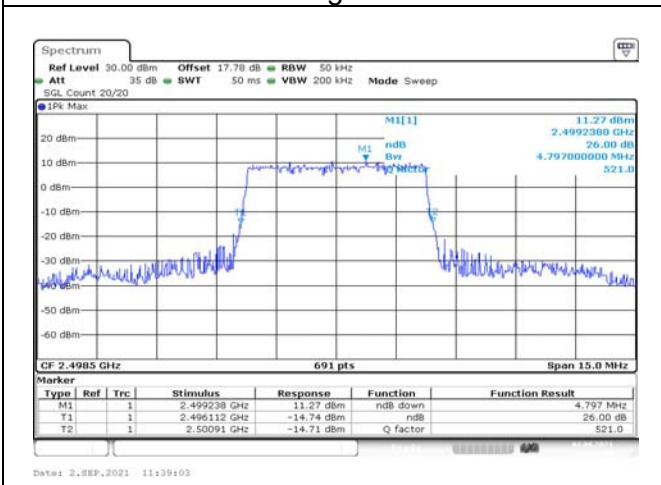


Fig.3

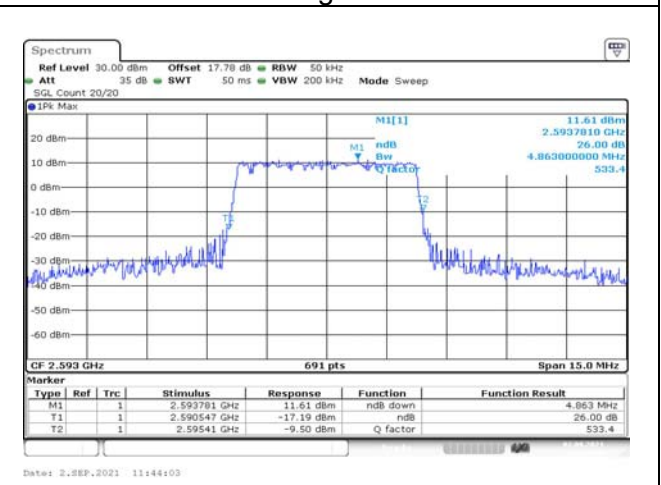


Fig.4

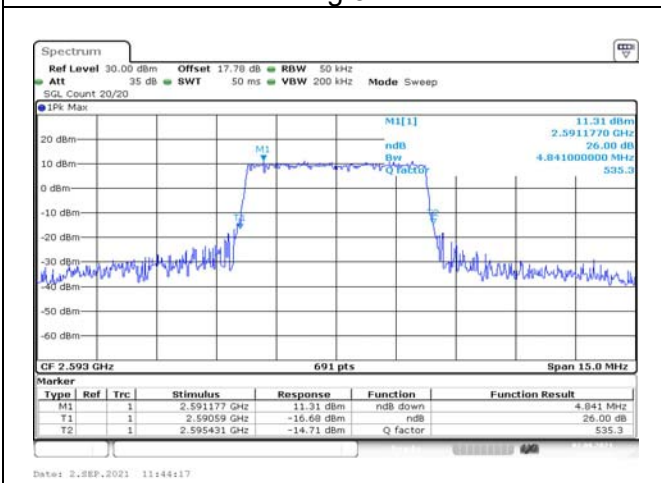


Fig.5

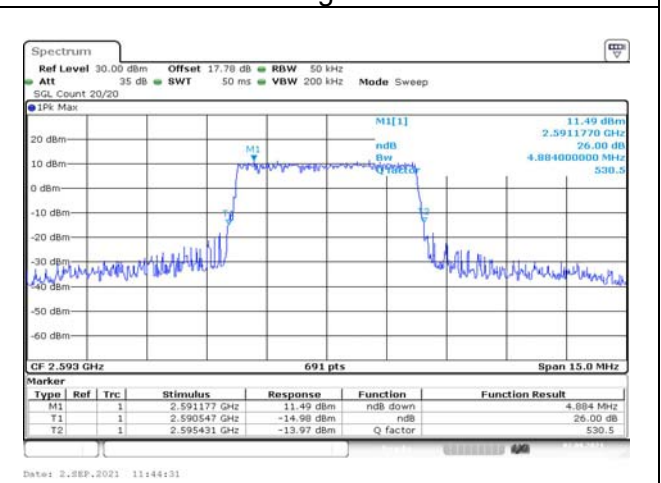


Fig.6

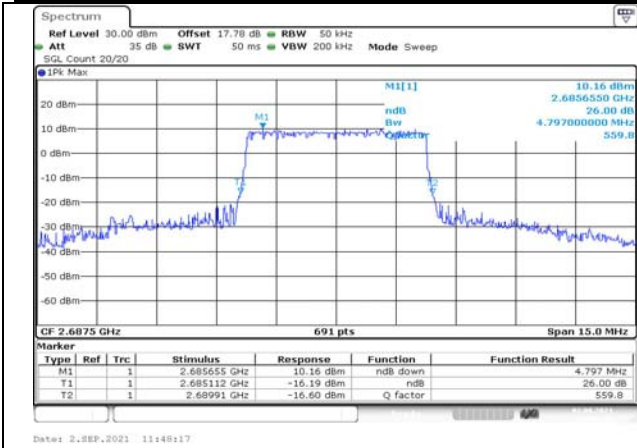


Fig.7

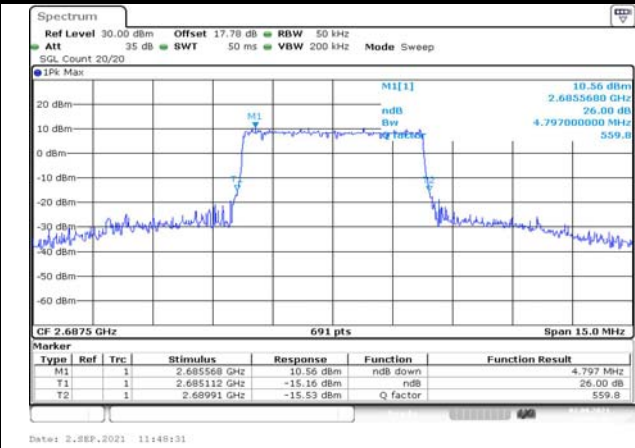


Fig.8

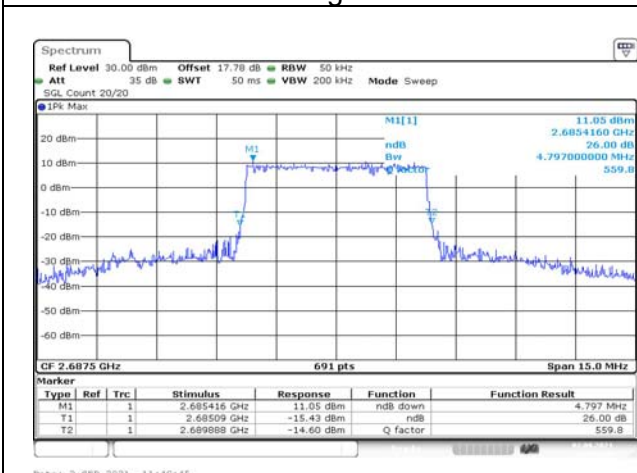


Fig.9

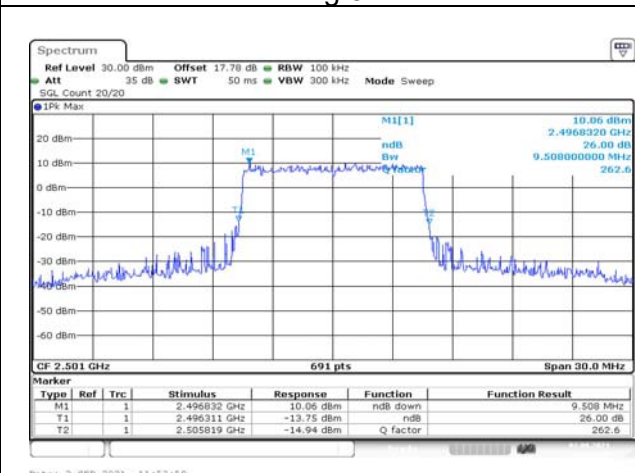


Fig.10

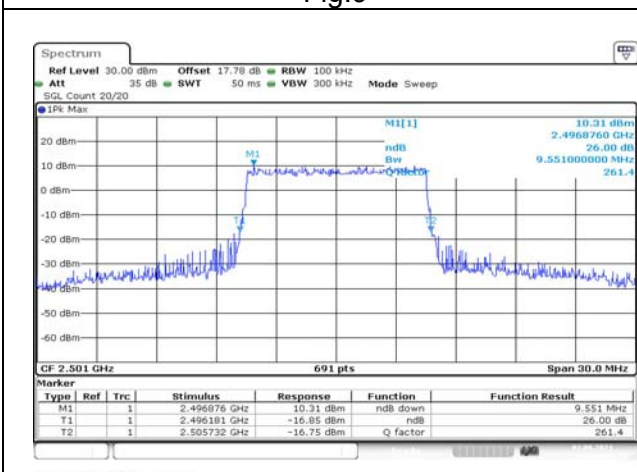


Fig.11

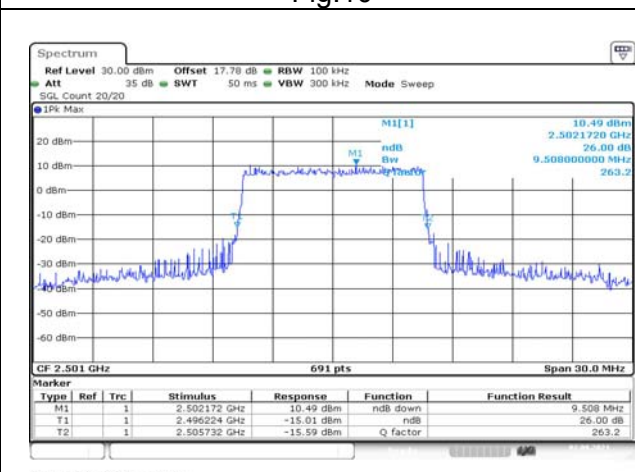


Fig.12

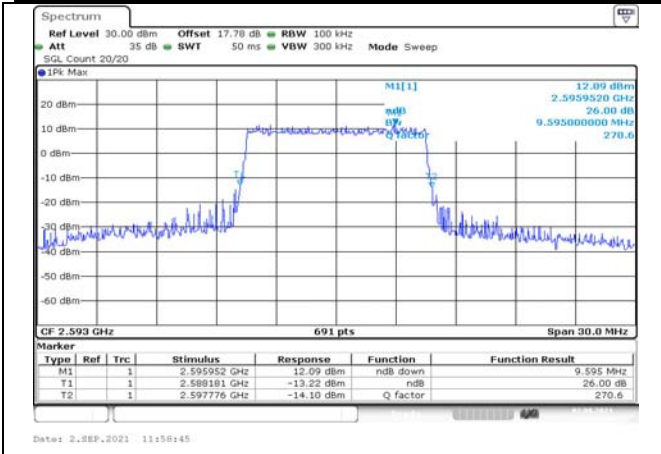


Fig.13

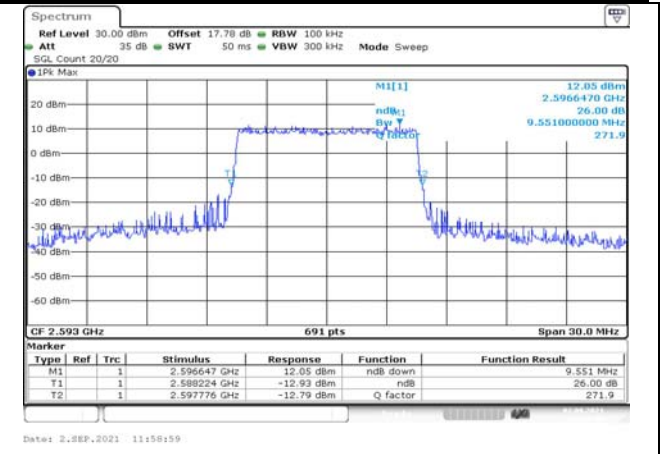


Fig.14

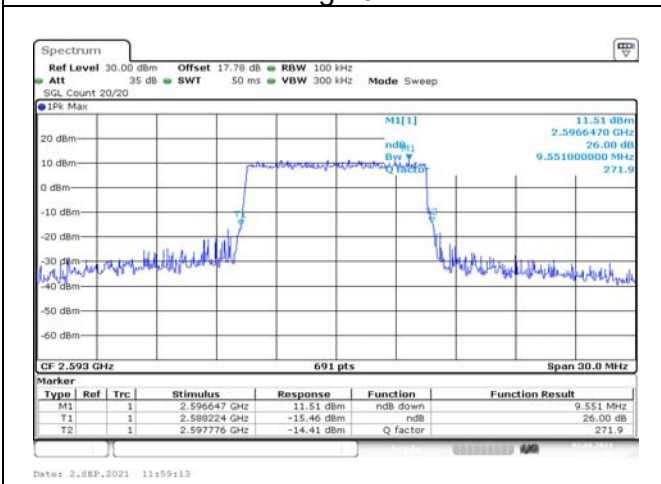


Fig.15

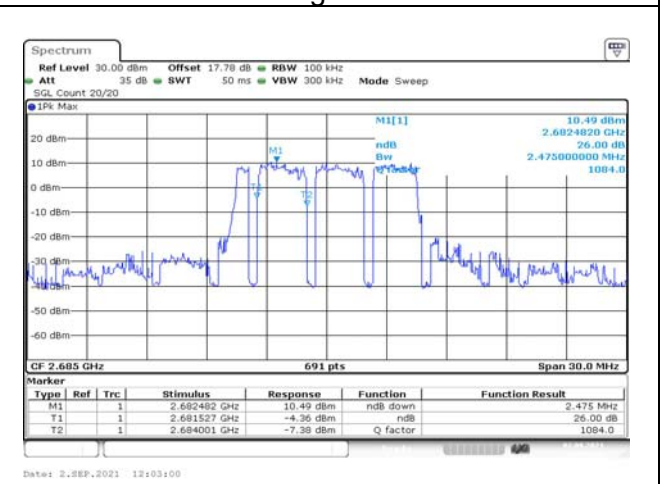


Fig.16

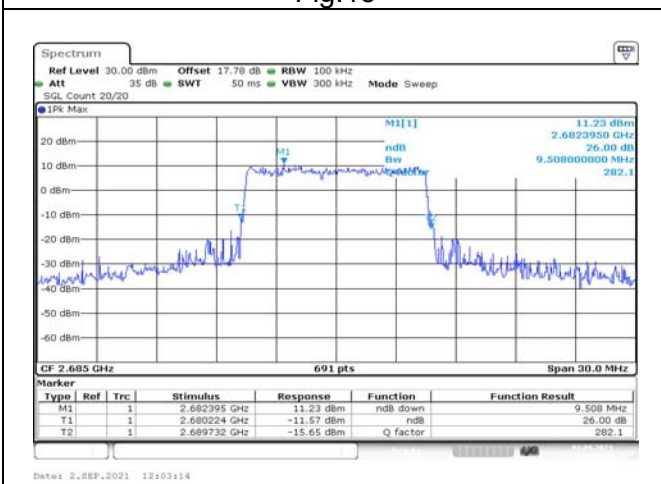


Fig.17

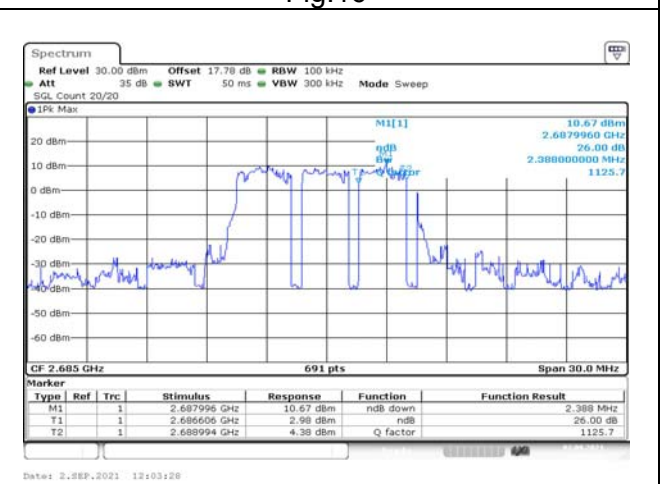


Fig.18

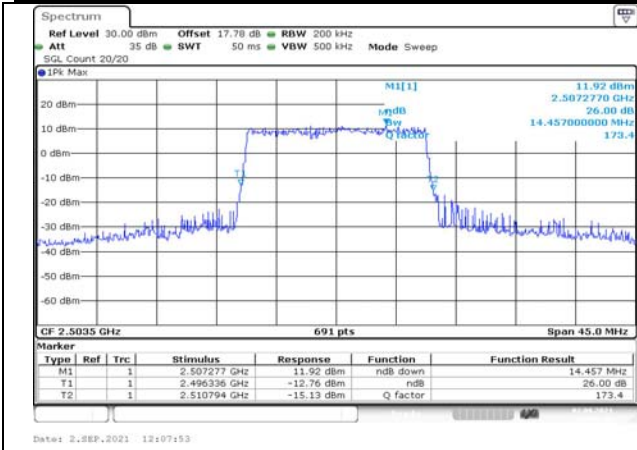


Fig.19

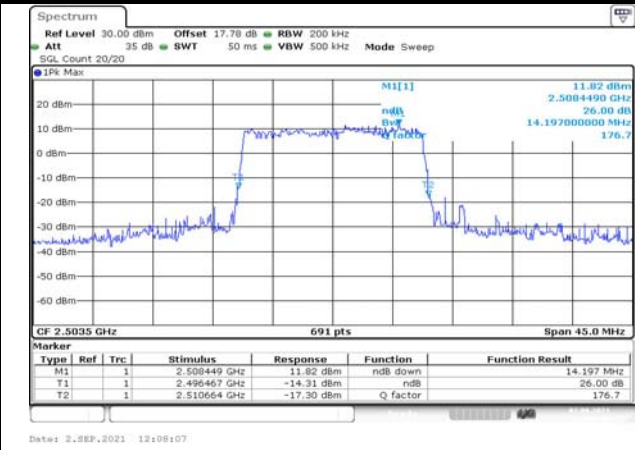


Fig.20

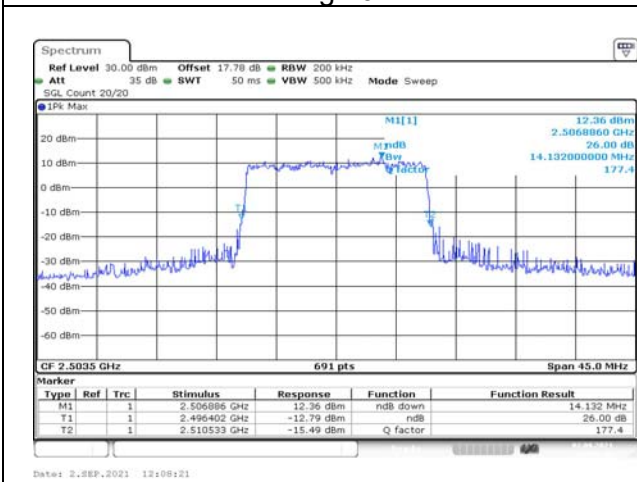


Fig.21

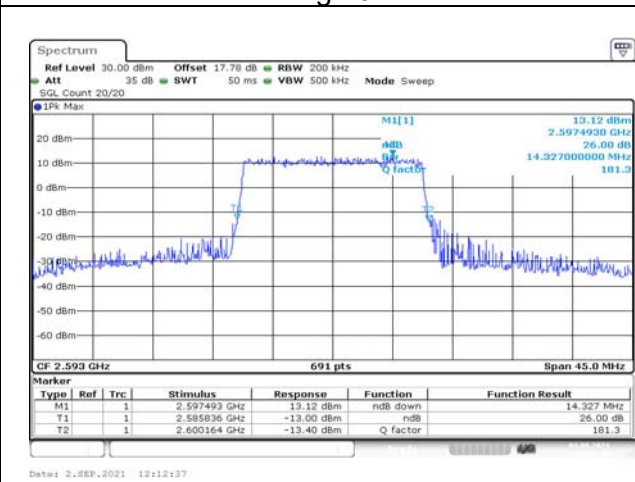


Fig.22

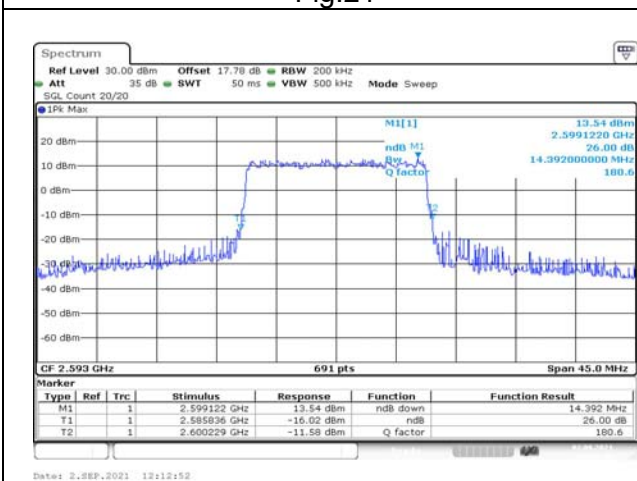


Fig.23

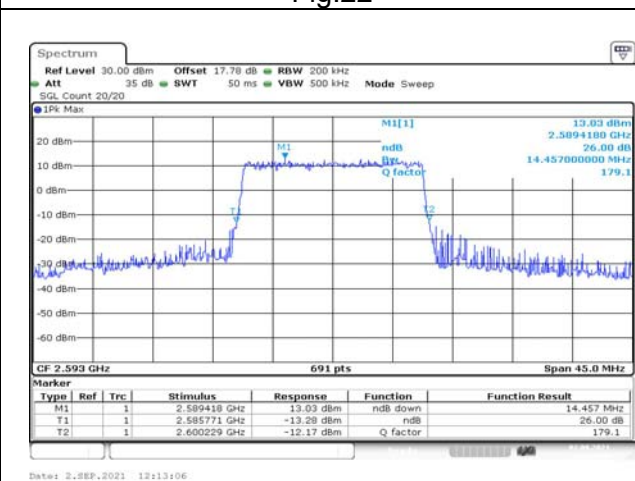


Fig.24

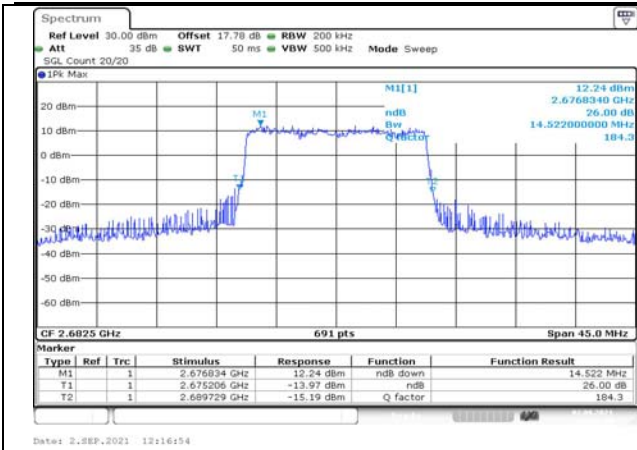


Fig.25

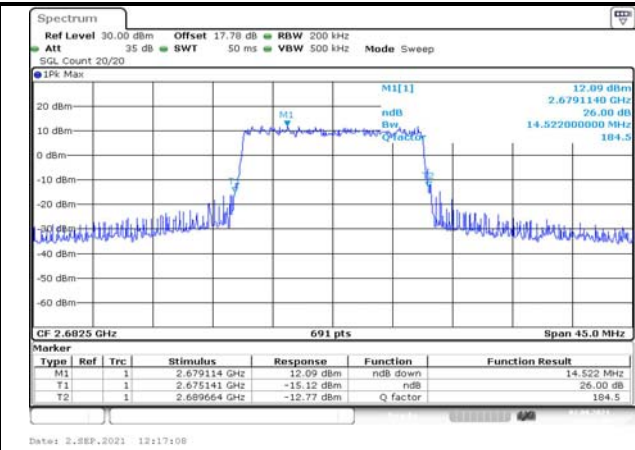


Fig.26

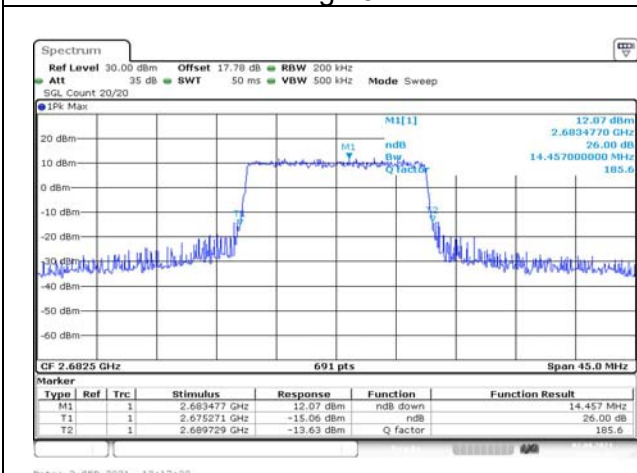


Fig.27

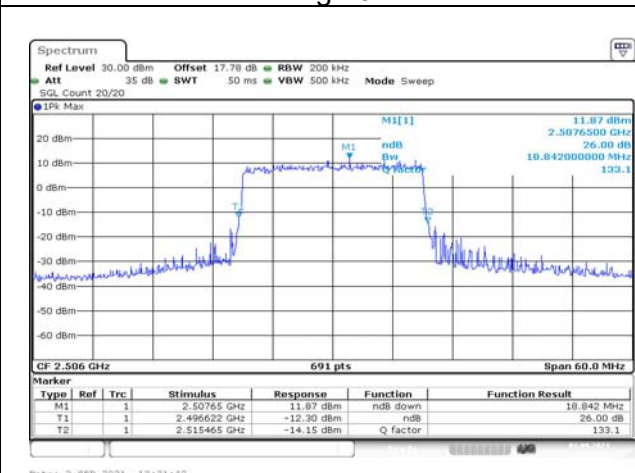


Fig.28

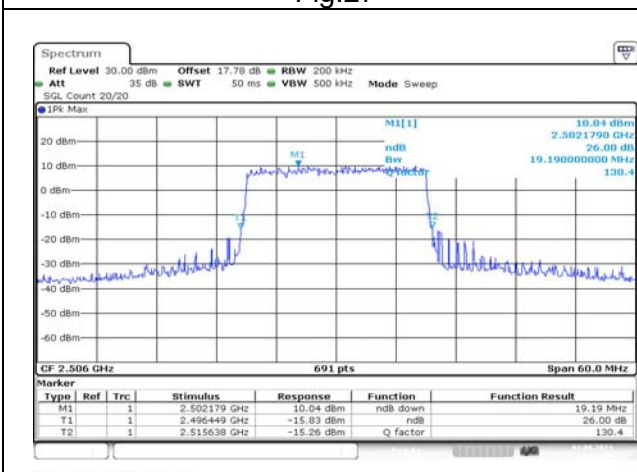


Fig.29

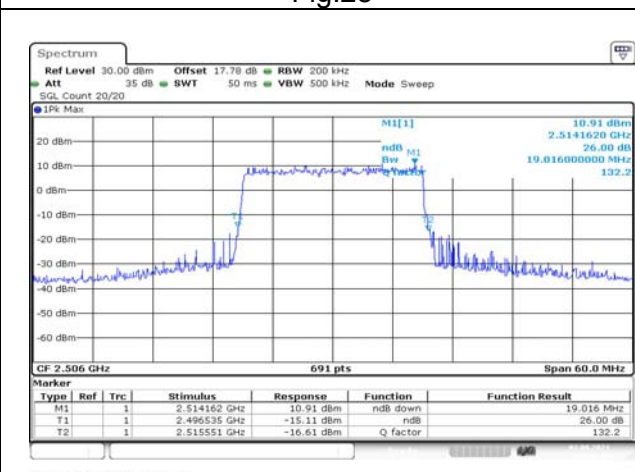


Fig.30

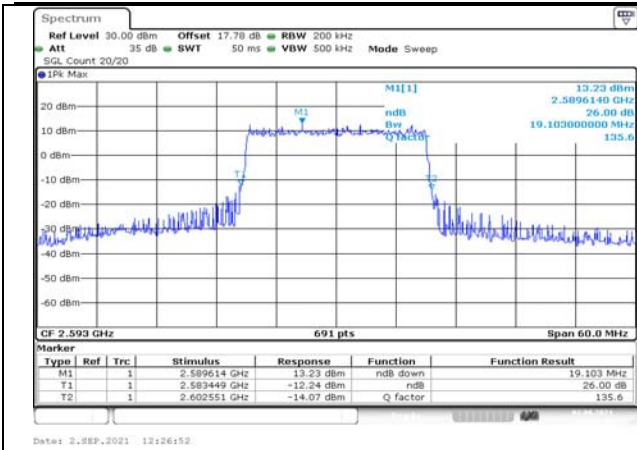


Fig.31

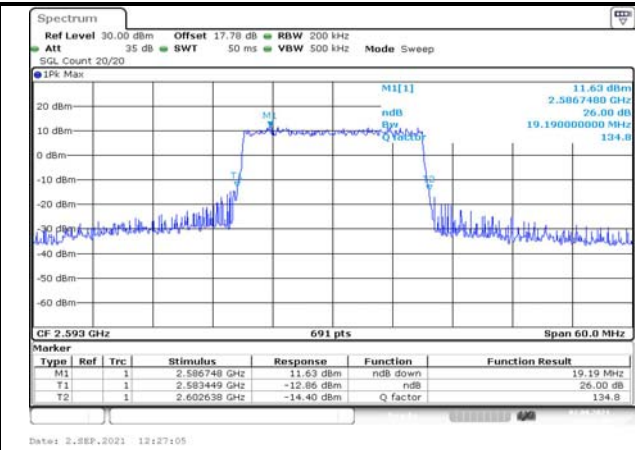


Fig.32

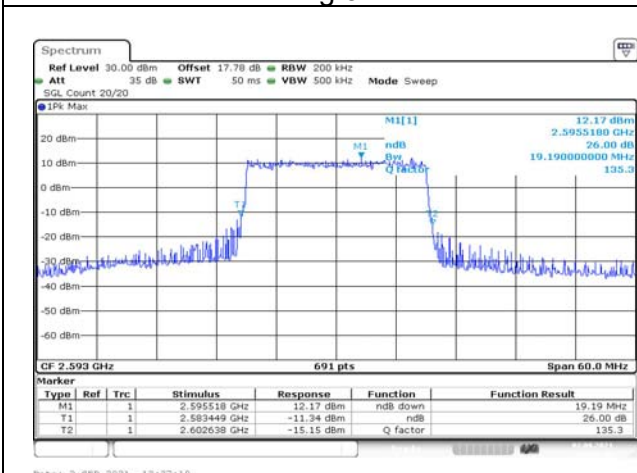


Fig.33

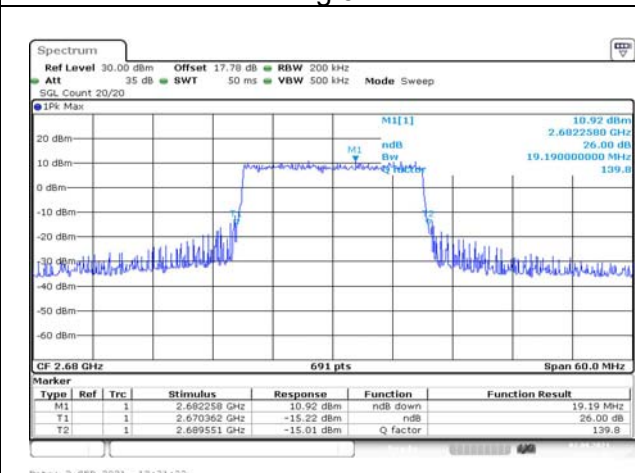


Fig.34

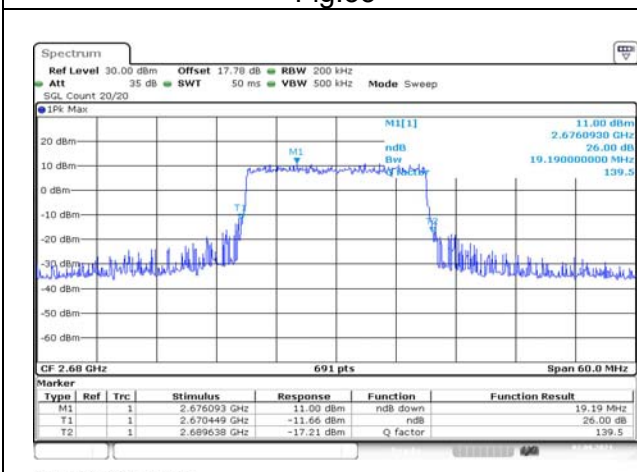


Fig.35

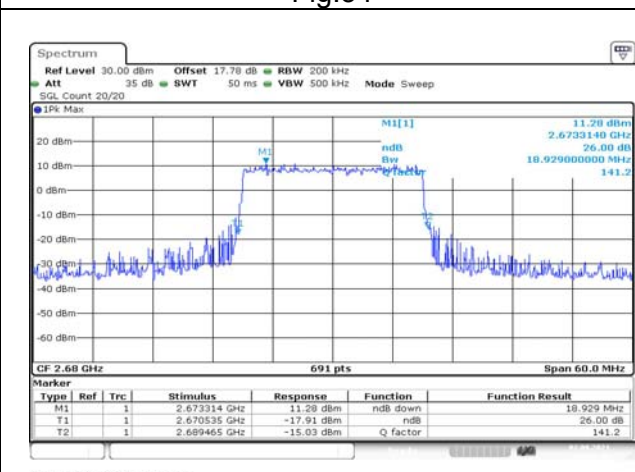


Fig.36

4 Peak-Average Ratio

Band	Carrier frequency (MHz)	Channel	BW (MHz)	RB Size	RB Offset	QPSK	16-QAM	64-QAM
41	2498.5	39675	5	1	24	Fig.1	Fig.2	Fig.3
	2498.5	39675		25	0	Fig.4	Fig.5	Fig.6
	2593	40620		1	24	Fig.7	Fig.8	Fig.9
	2593	40620		25	0	Fig.10	Fig.11	Fig.12
	2687.5	41565		1	24	Fig.13	Fig.14	Fig.15
	2687.5	41565		25	0	Fig.16	Fig.17	Fig.18
	2501	39700	10	1	49	Fig.19	Fig.20	Fig.21
	2501	39700		50	0	Fig.22	Fig.23	Fig.24
	2593	40620		1	49	Fig.25	Fig.26	Fig.27
	2593	40620		50	0	Fig.28	Fig.29	Fig.30
	2685	41540		1	49	Fig.31	Fig.32	Fig.33
	2685	41540		50	0	Fig.34	Fig.35	Fig.36
	2503.5	39725	15	1	74	Fig.37	Fig.38	Fig.39
	2503.5	39725		75	0	Fig.40	Fig.41	Fig.42
	2593	40620		1	74	Fig.43	Fig.44	Fig.45
	2593	40620		75	0	Fig.46	Fig.47	Fig.48
	2682.5	41515		1	74	Fig.49	Fig.50	Fig.51
	2682.5	41515		75	0	Fig.52	Fig.53	Fig.54
	2506	39750	20	1	99	Fig.55	Fig.56	Fig.57
	2506	39750		100	0	Fig.58	Fig.59	Fig.60
	2593	40620		1	99	Fig.61	Fig.62	Fig.63
	2593	40620		100	0	Fig.64	Fig.65	Fig.66
	2680	41490		1	99	Fig.67	Fig.68	Fig.69
	2680	41490		100	0	Fig.70	Fig.71	Fig.72

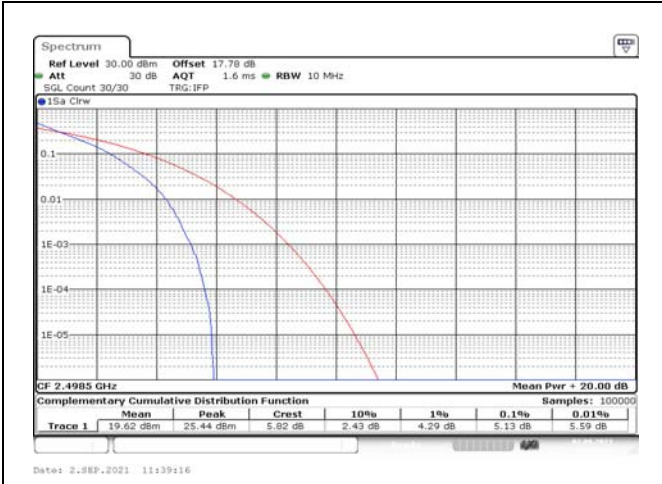


Fig.1

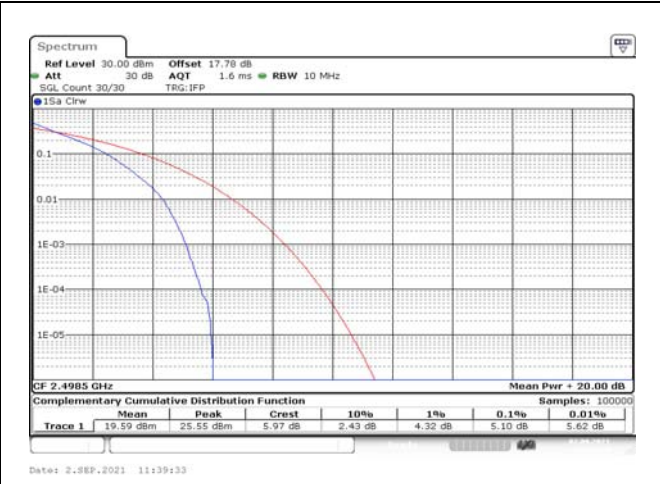


Fig.2

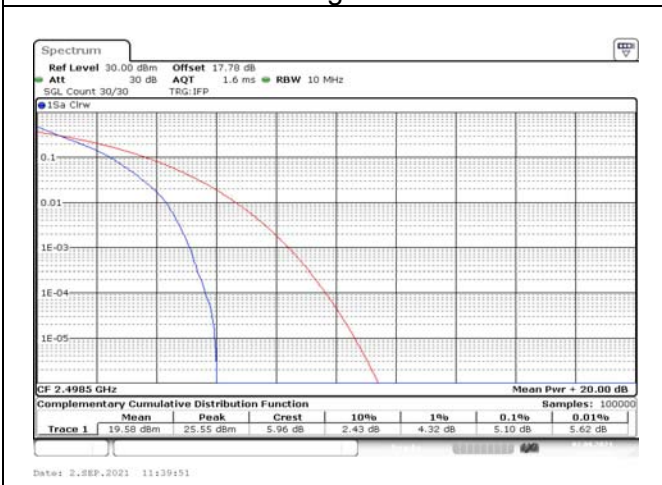


Fig.3

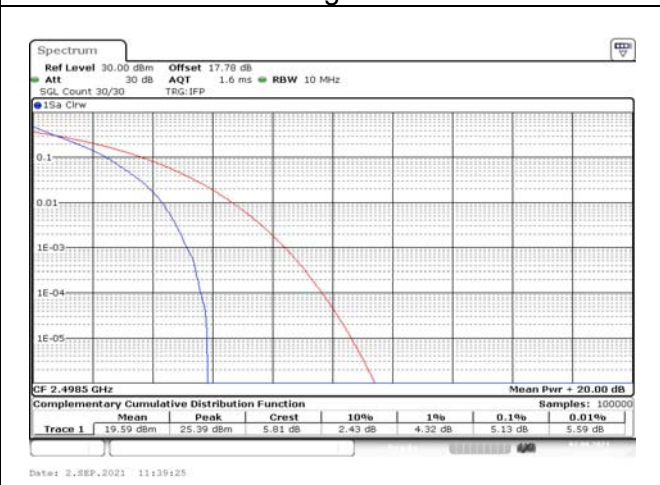


Fig.4

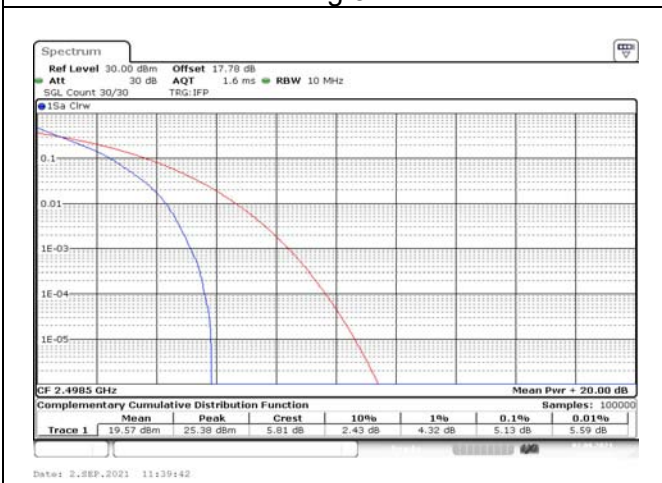


Fig.5

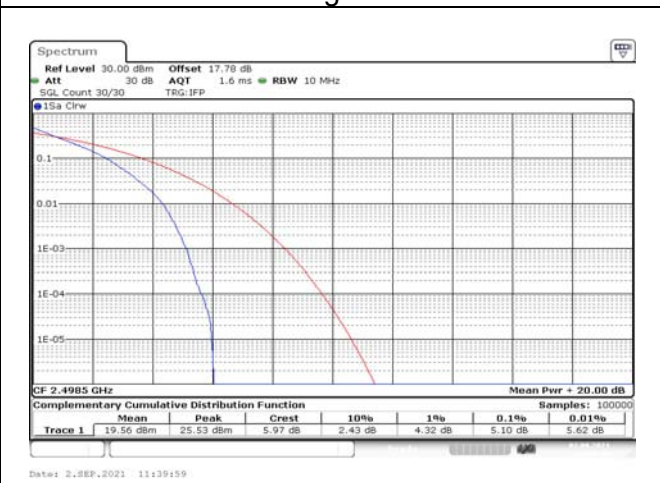


Fig.6



Fig.7

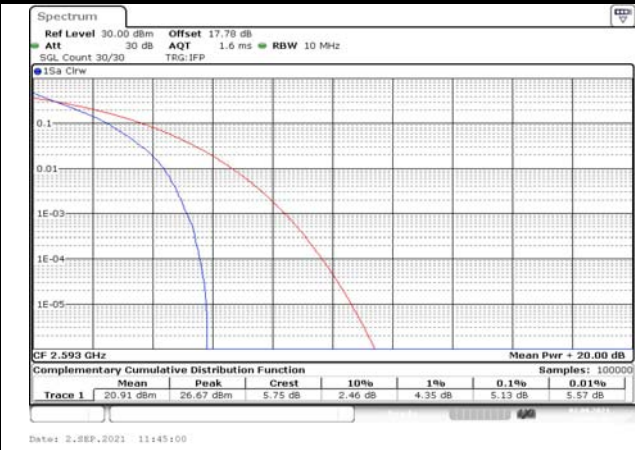


Fig.8

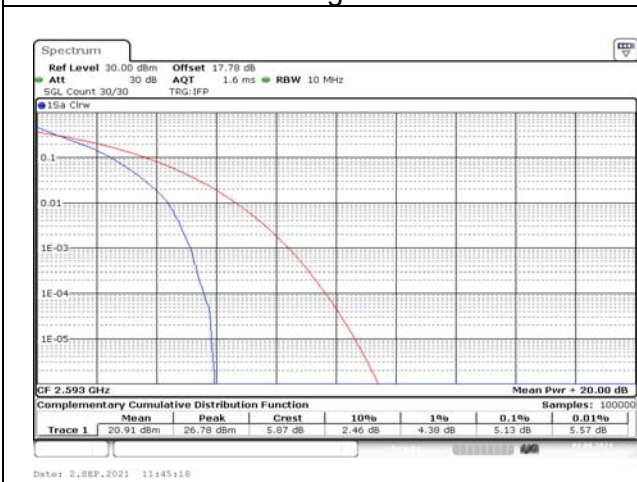


Fig.9

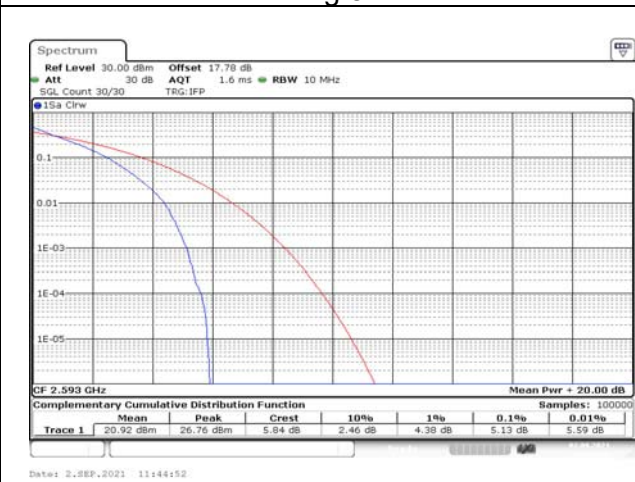


Fig.10

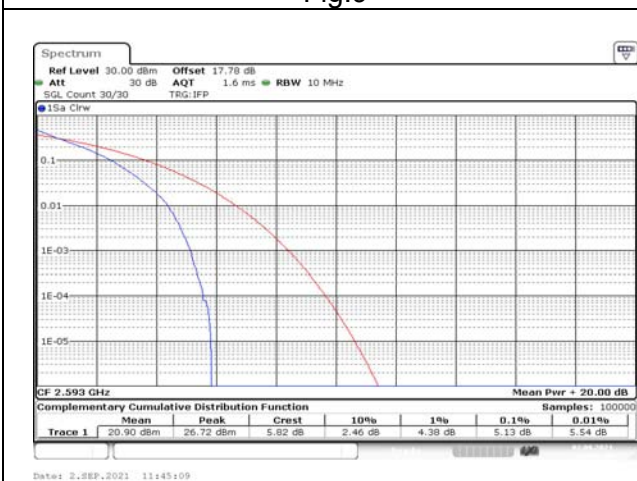


Fig.11

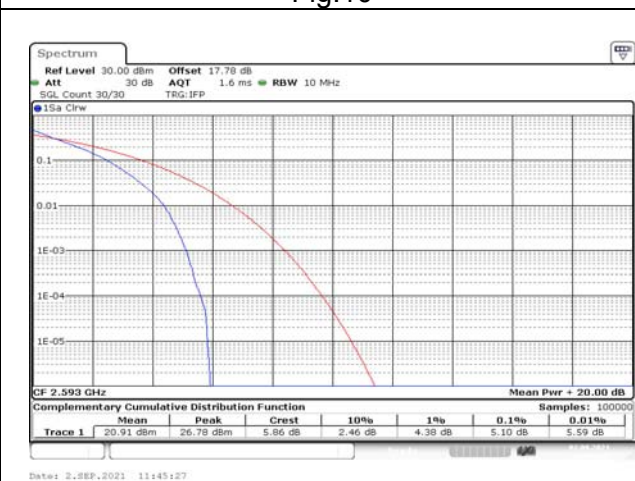


Fig.12

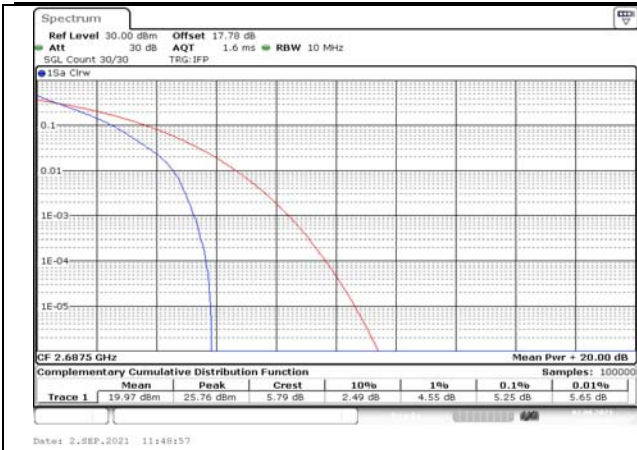


Fig.13

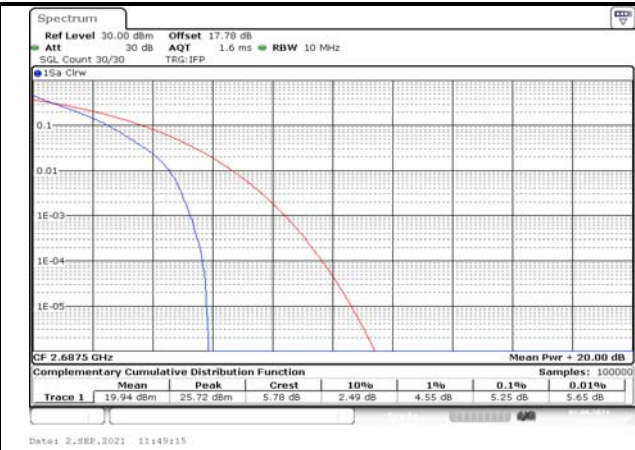


Fig.14

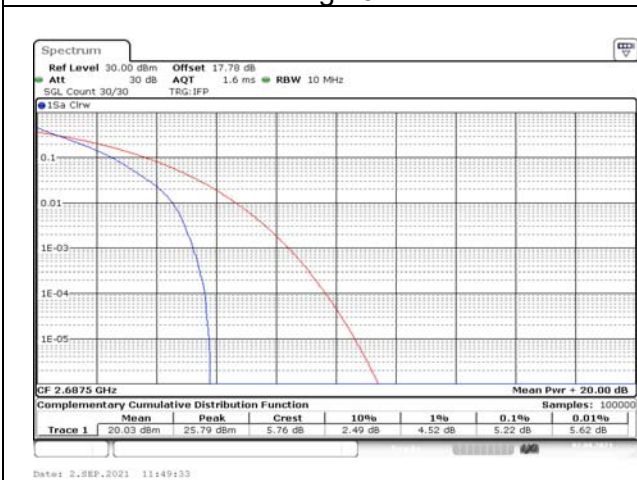


Fig.15

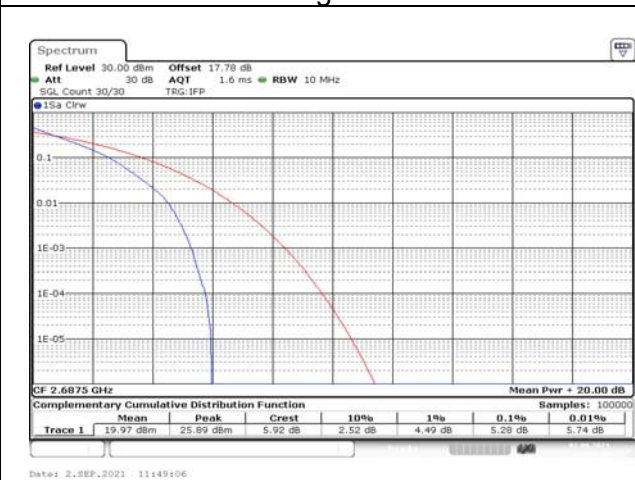


Fig.16

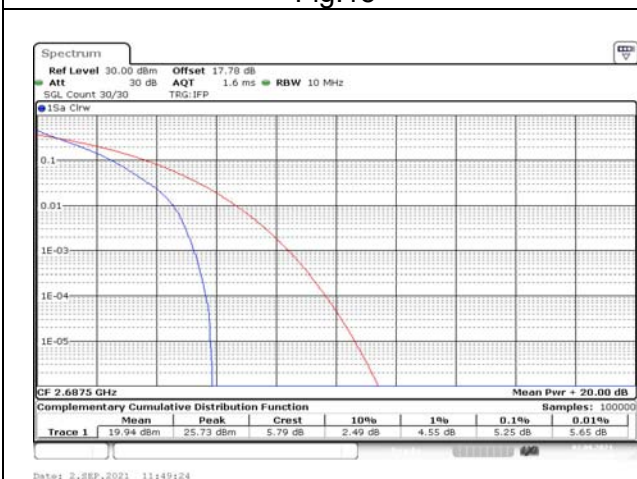


Fig.17

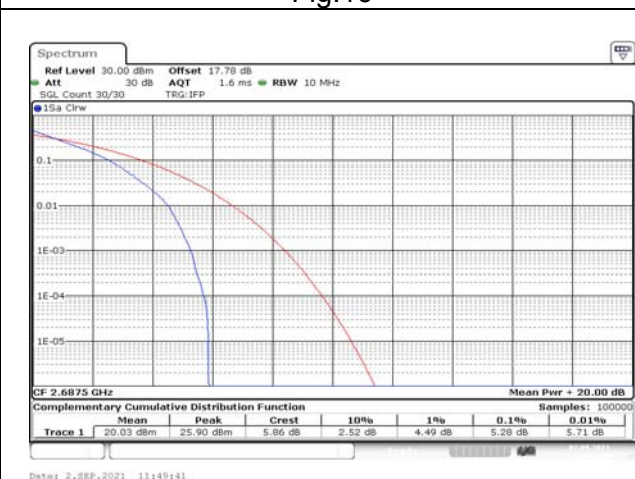


Fig.18

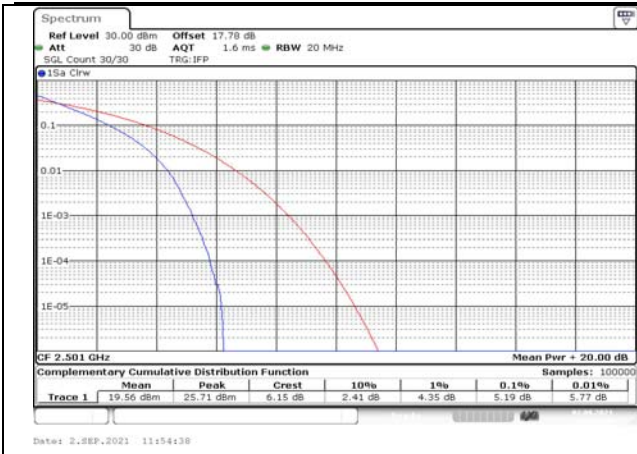


Fig.19

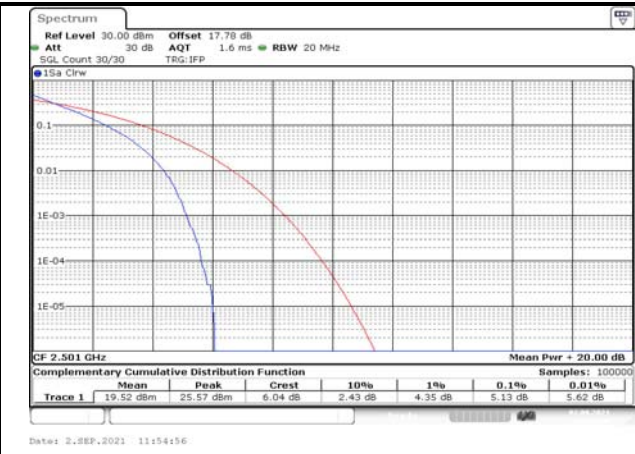


Fig.20

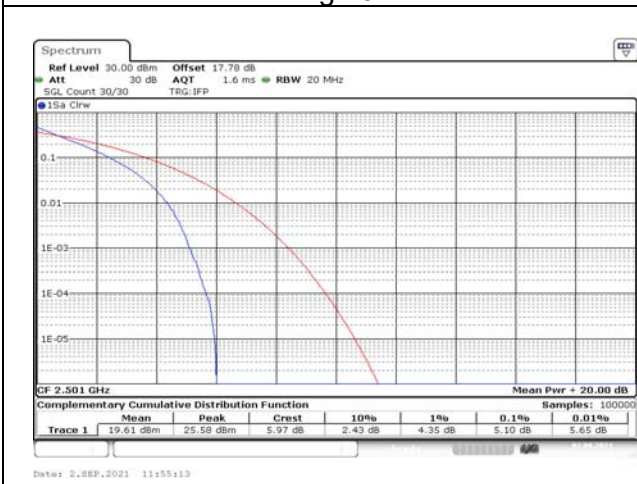


Fig.21

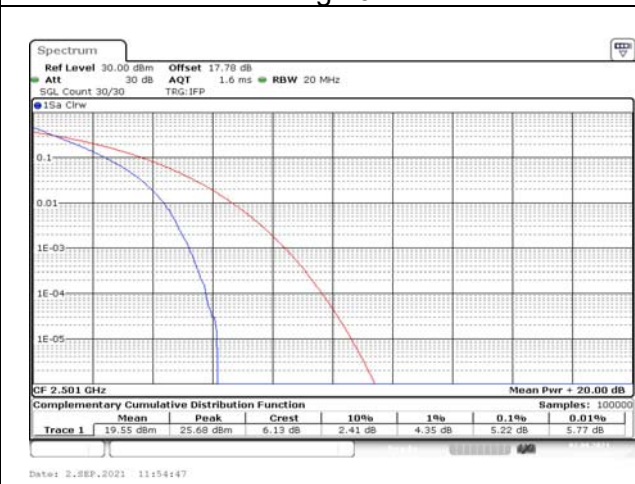


Fig.22

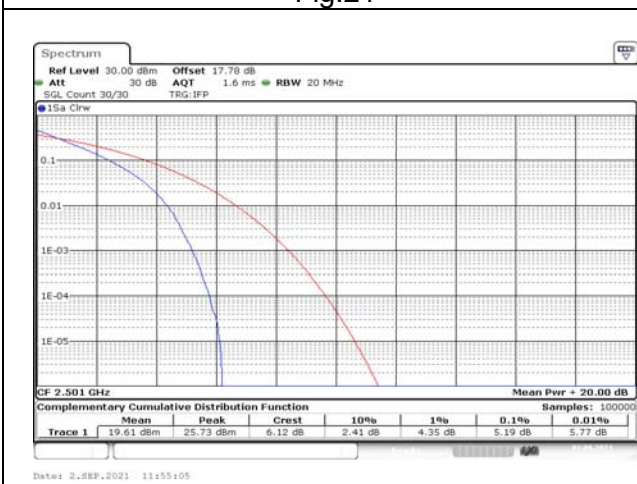


Fig.23

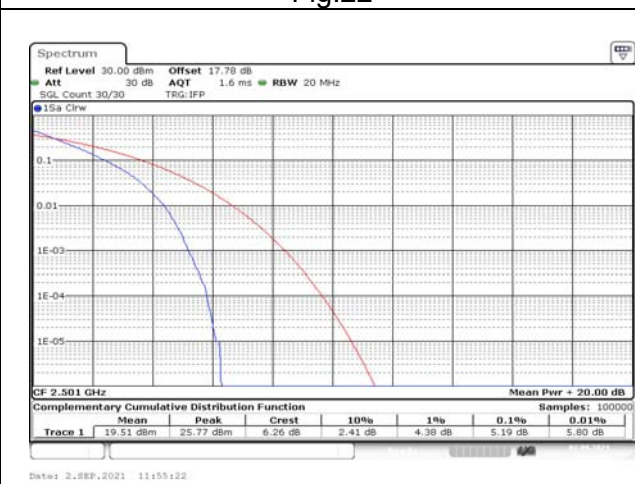


Fig.24

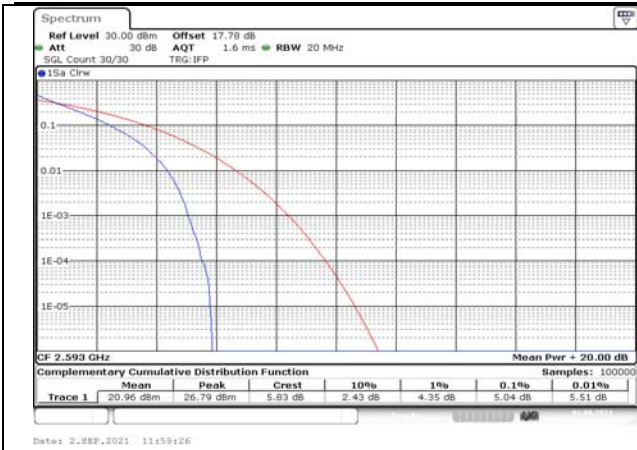


Fig.25

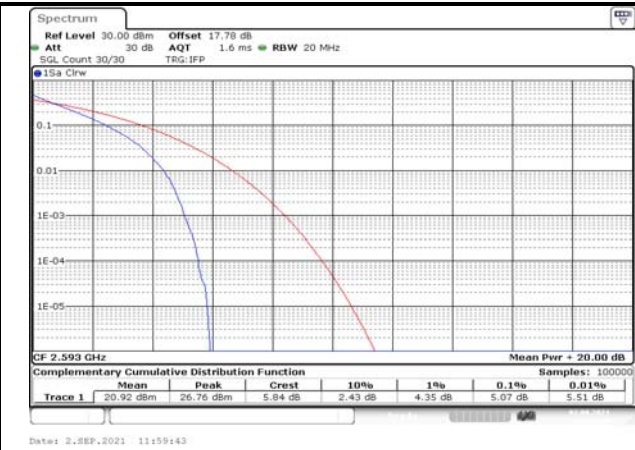


Fig.26

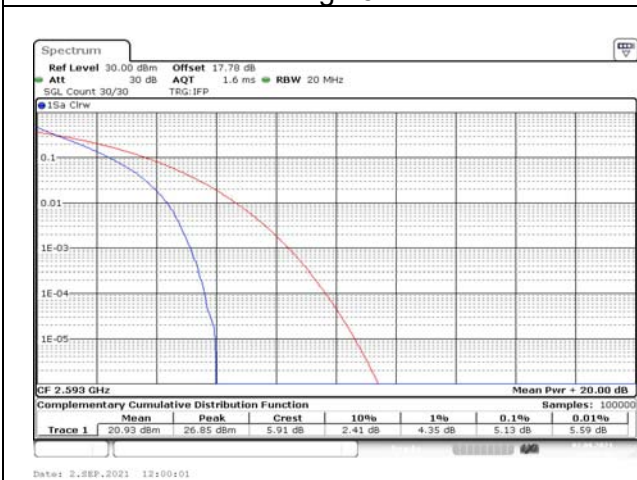


Fig.27

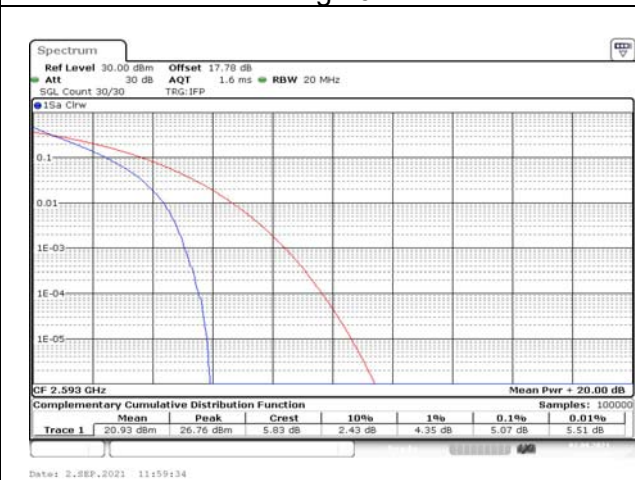


Fig.28

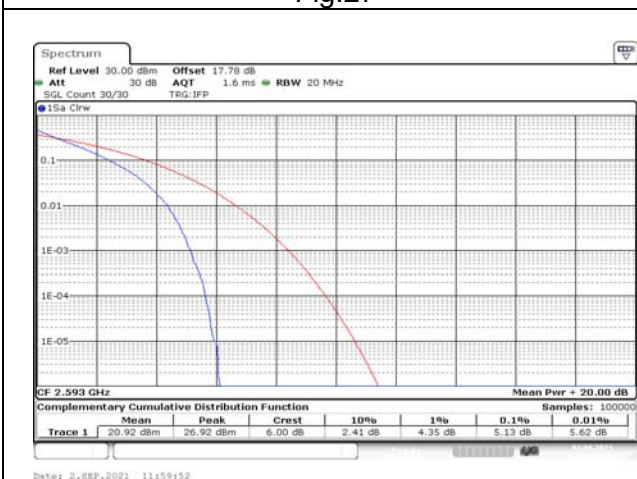


Fig.29

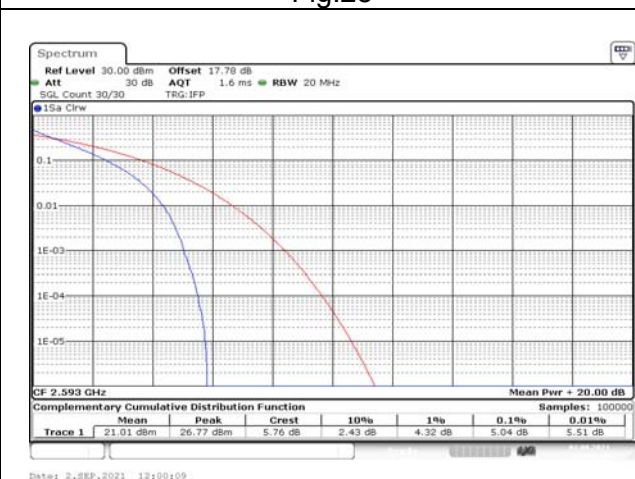


Fig.30



Fig.31

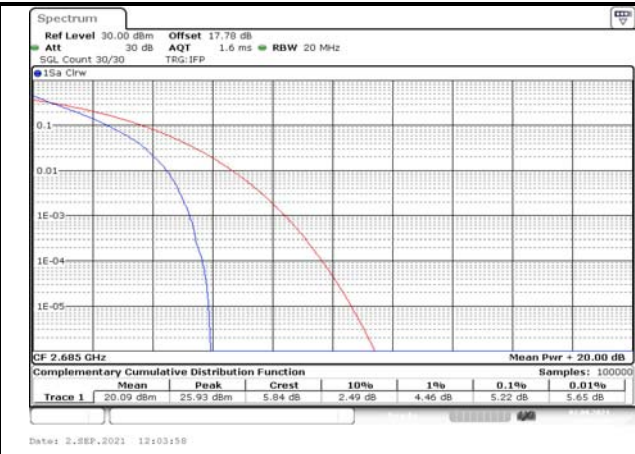


Fig.32

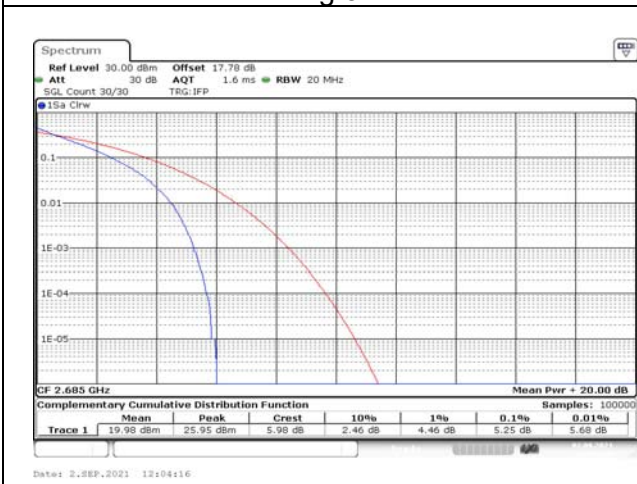


Fig.33

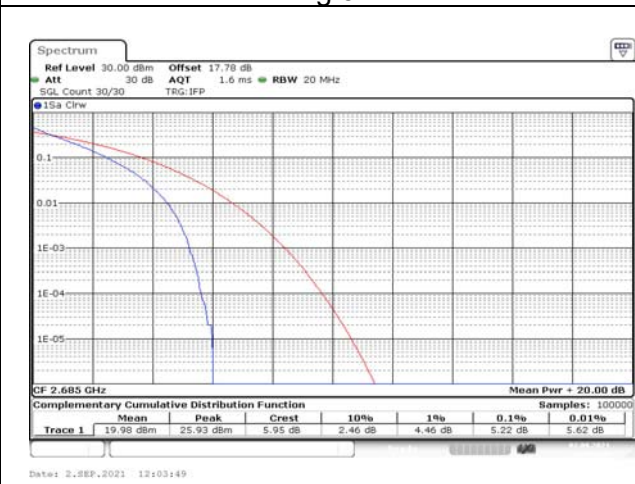


Fig.34

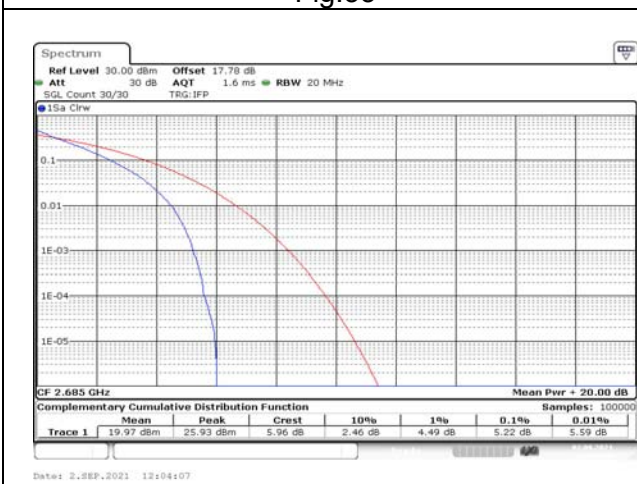


Fig.35

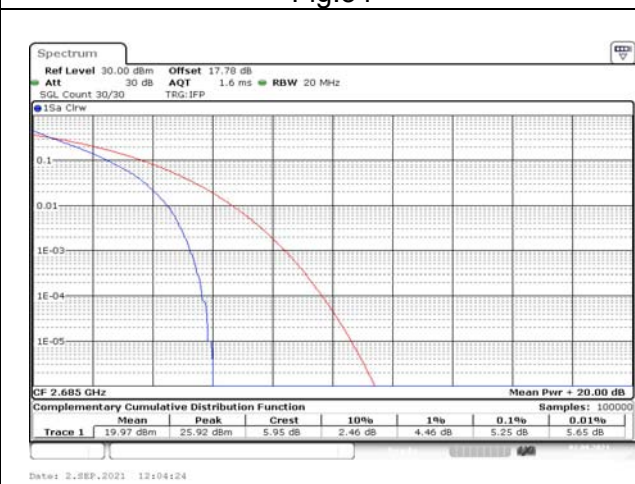


Fig.36

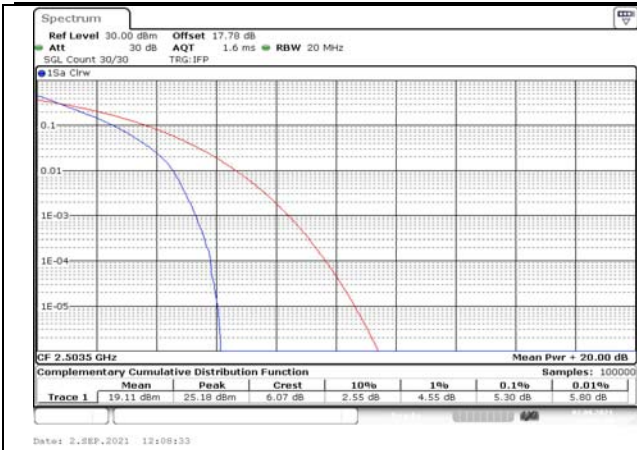


Fig.37

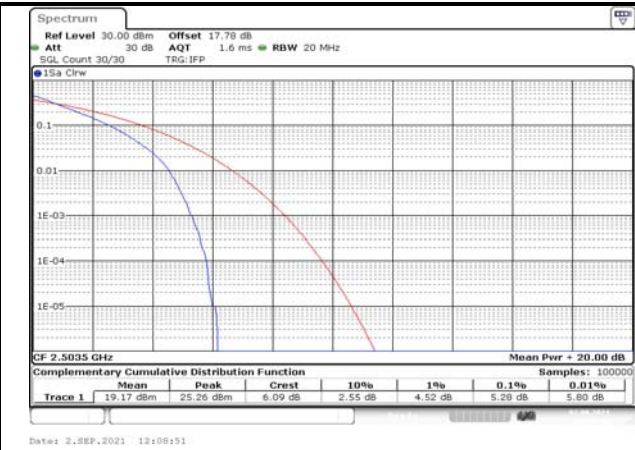


Fig.38

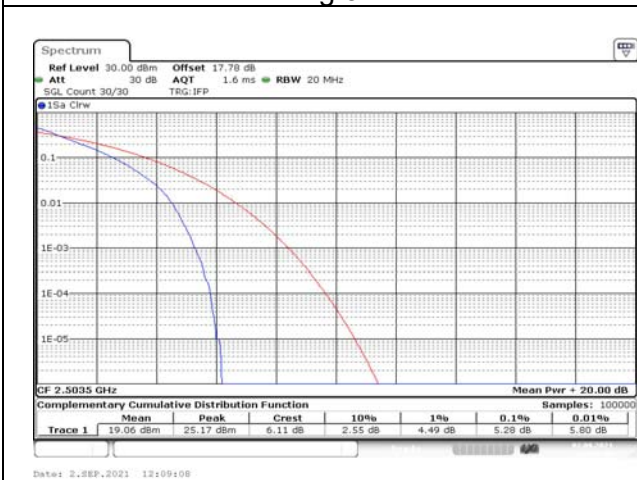


Fig.39

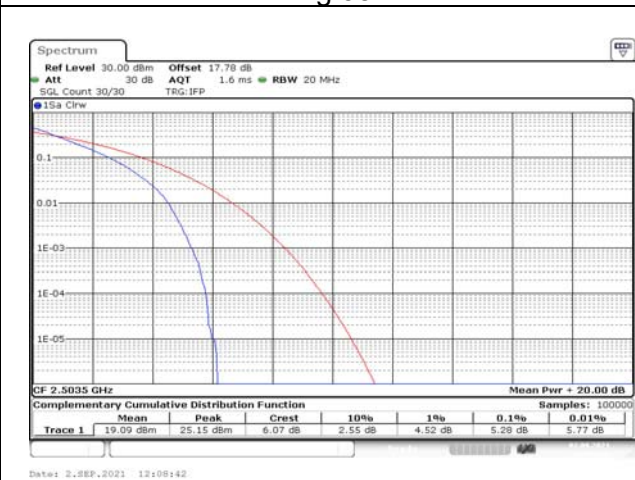


Fig.40

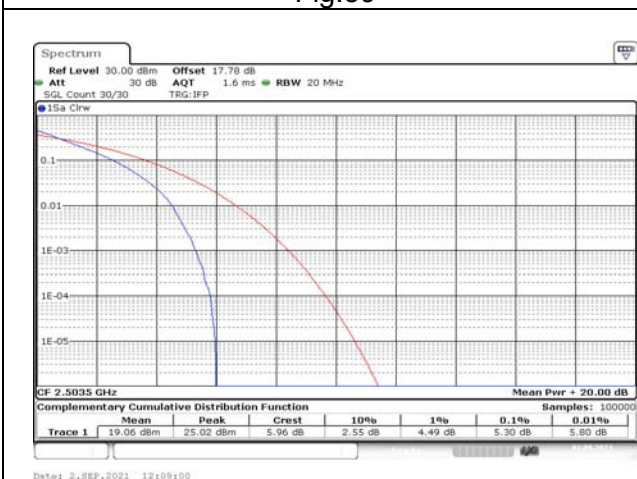


Fig.41

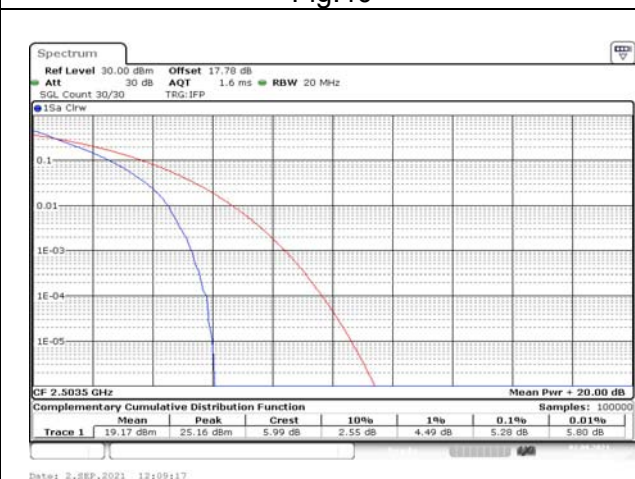


Fig.42

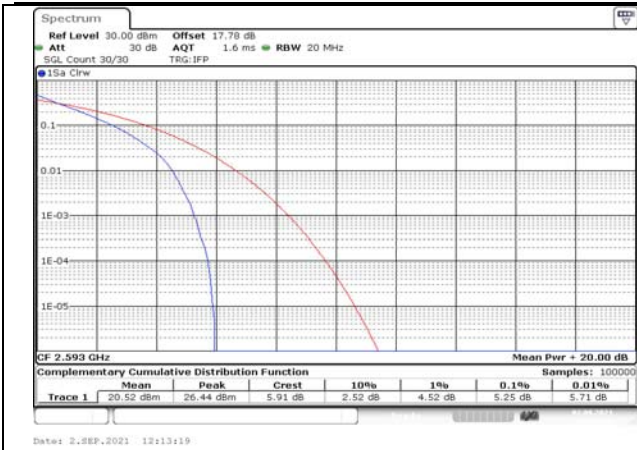


Fig.43

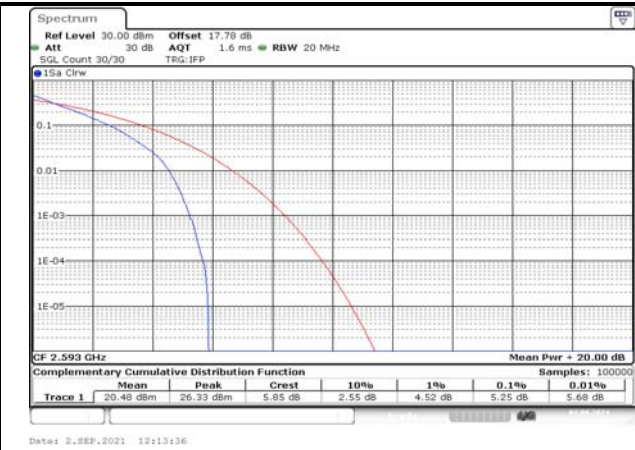


Fig.44

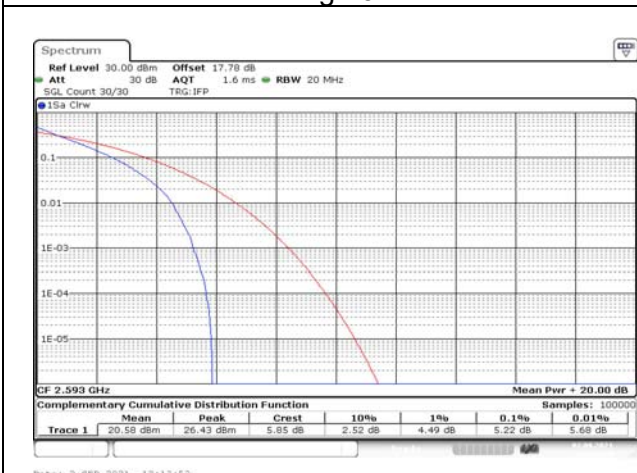


Fig.45

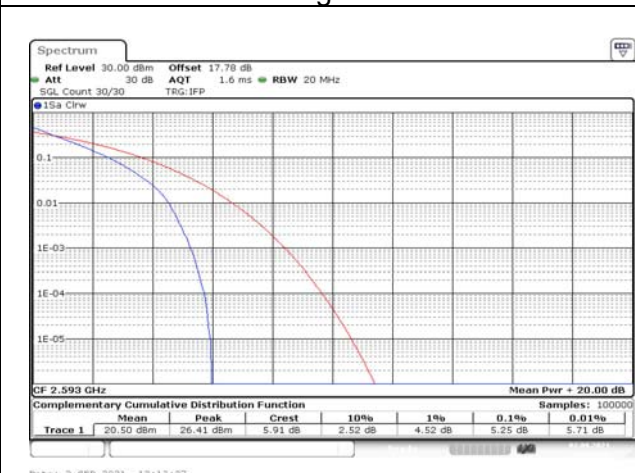


Fig.46

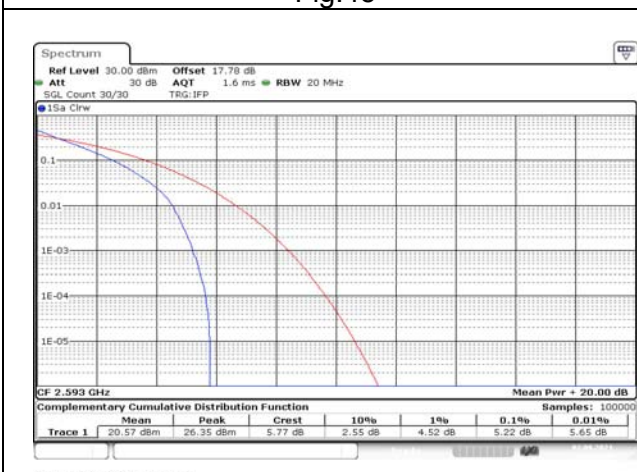


Fig.47

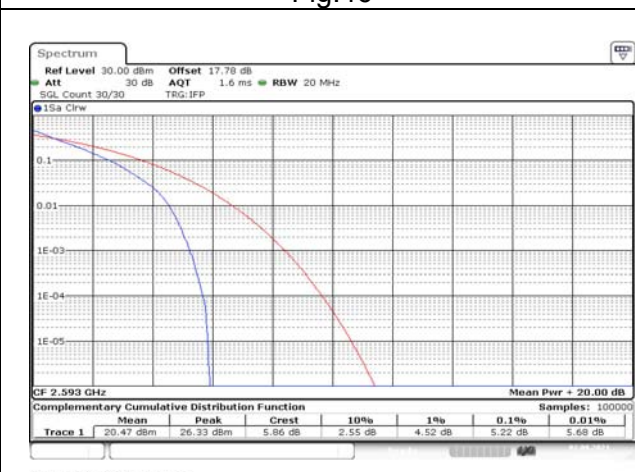


Fig.48

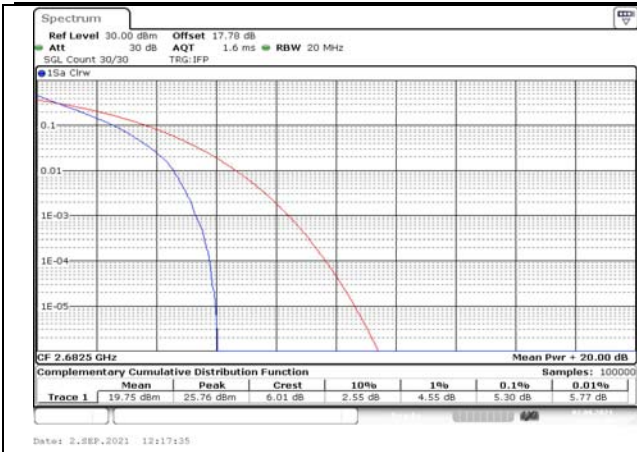


Fig.49

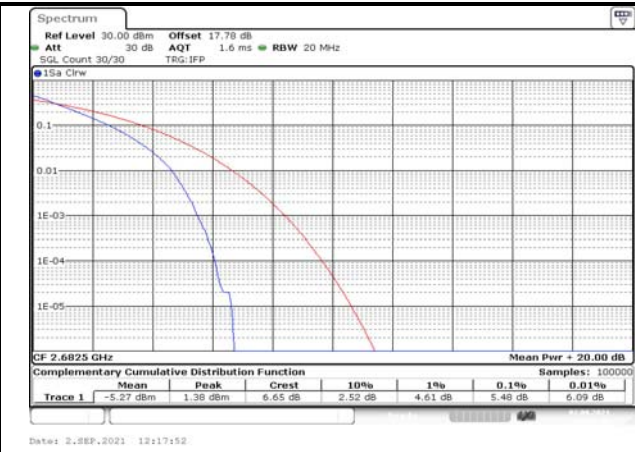


Fig.50

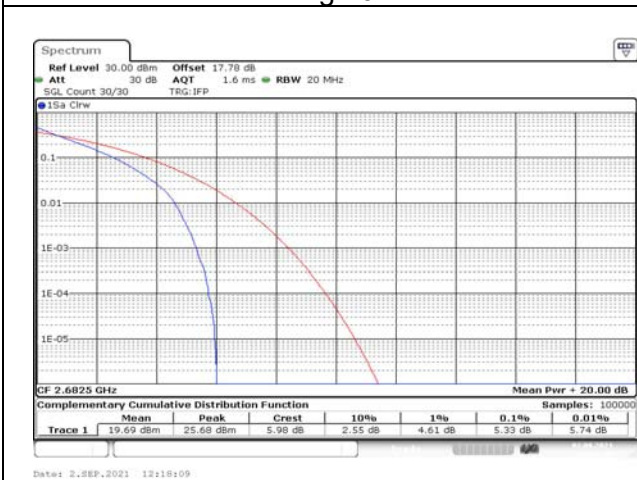


Fig.51

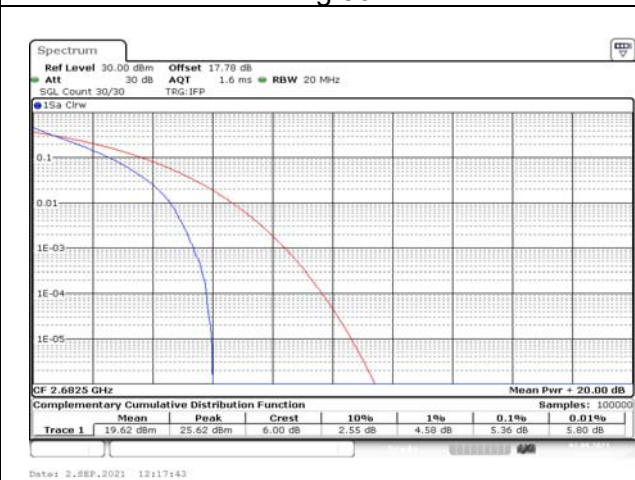


Fig.52

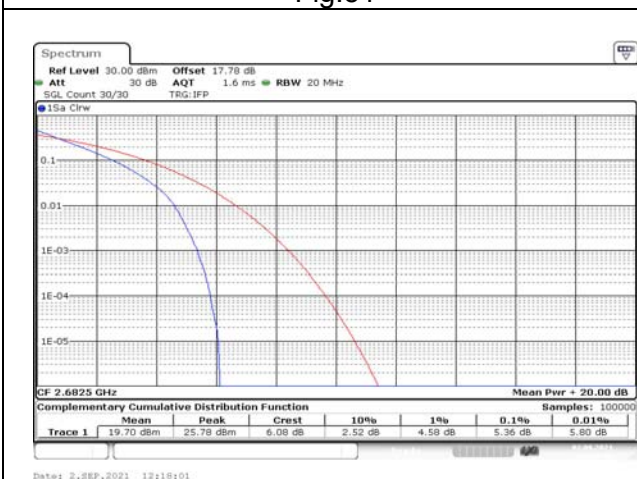


Fig.53

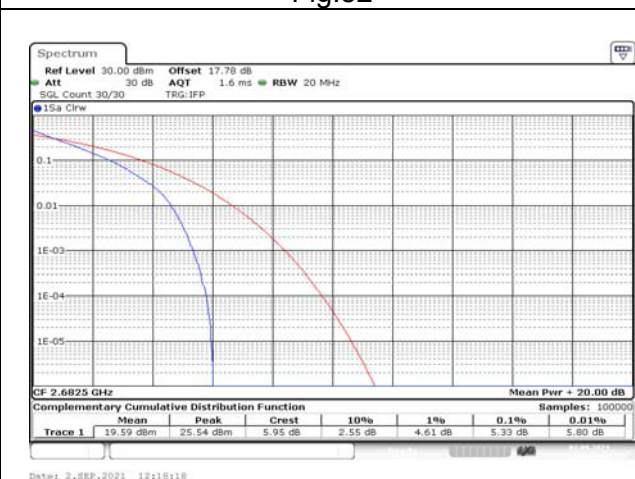


Fig.54

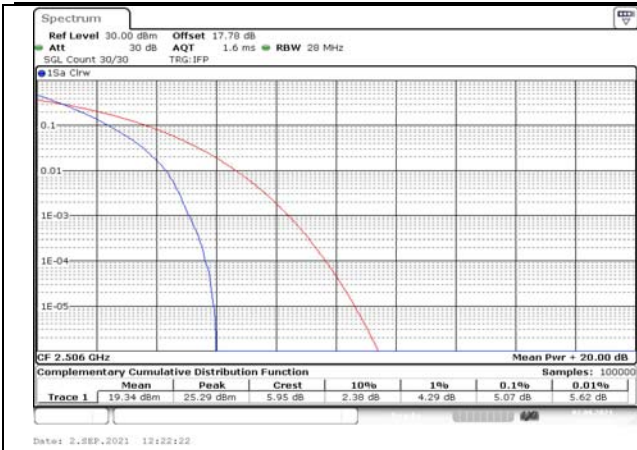


Fig.55

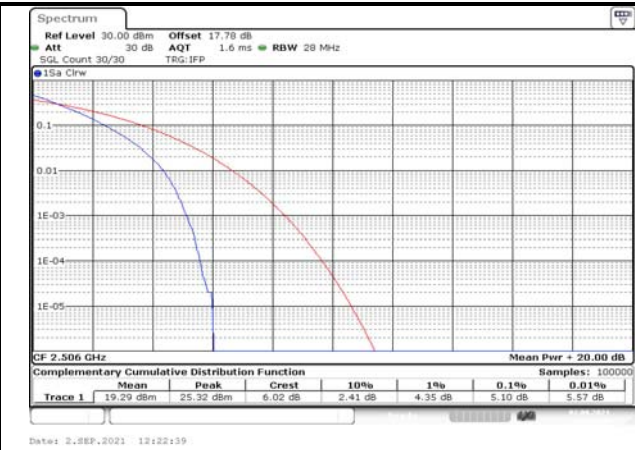


Fig.56

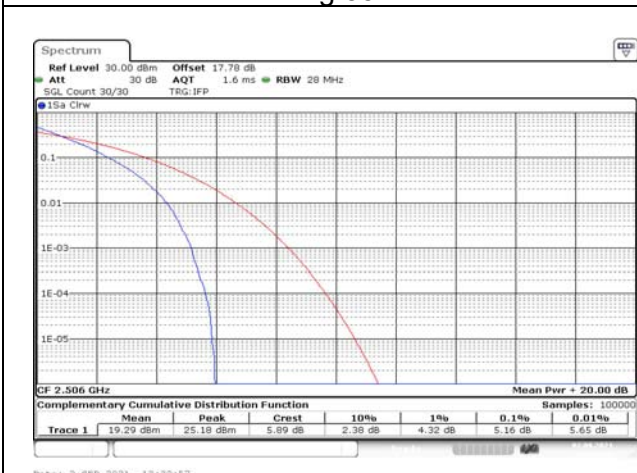


Fig.57

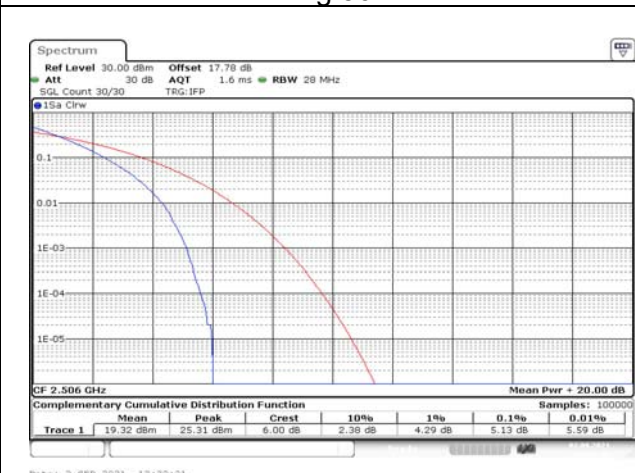


Fig.58

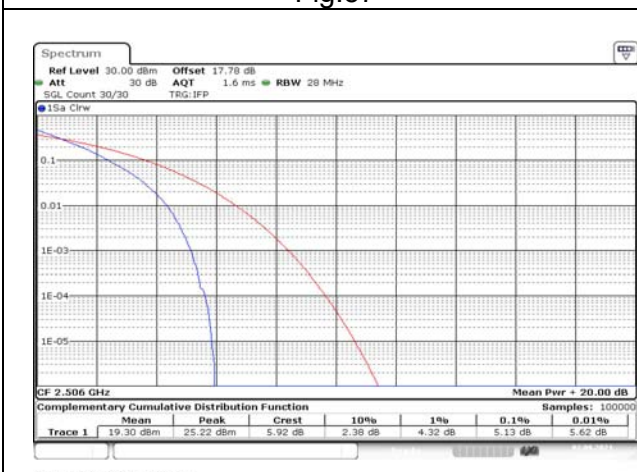


Fig.59

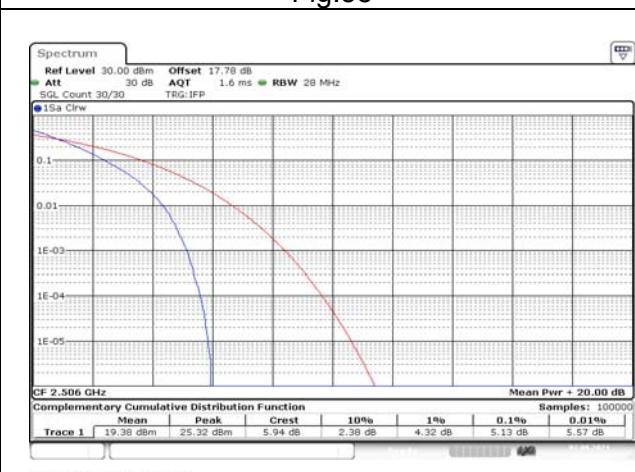


Fig.60

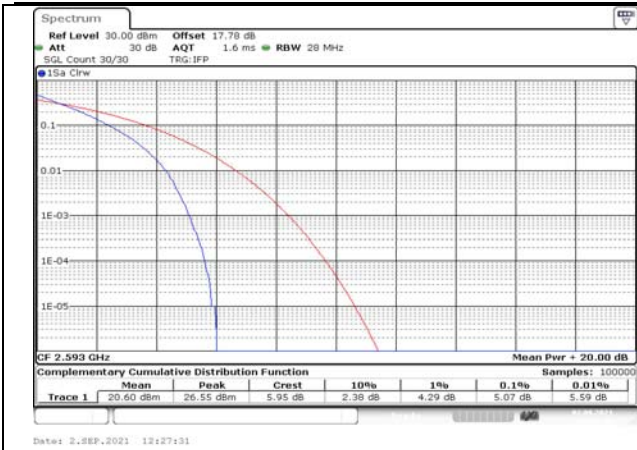


Fig.61

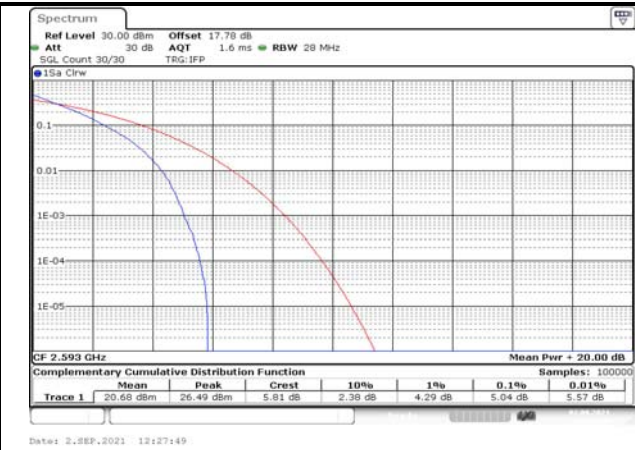


Fig.62

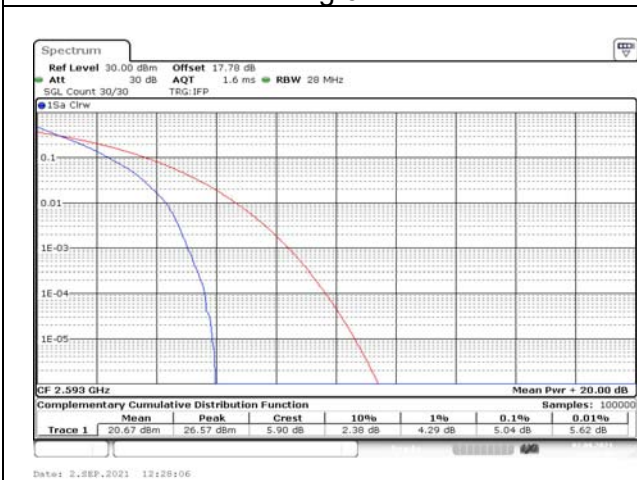


Fig.63

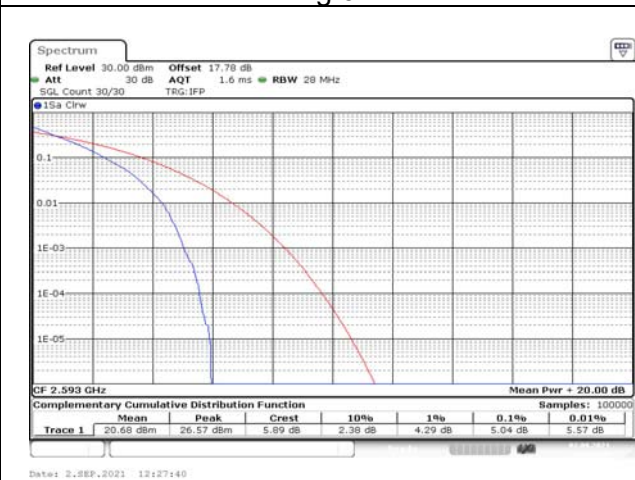


Fig.64

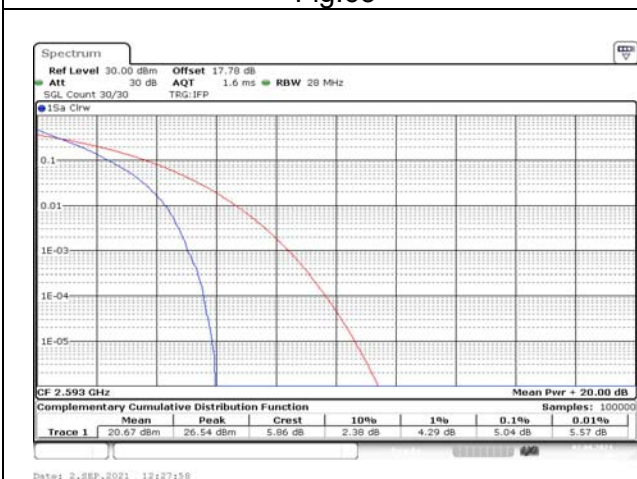


Fig.65

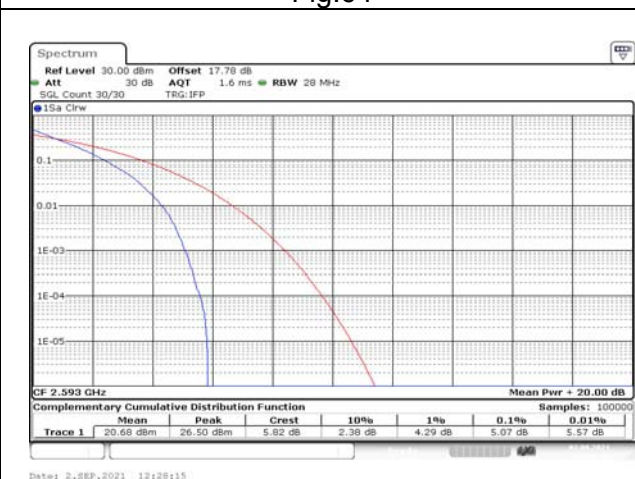


Fig.66



Fig.67

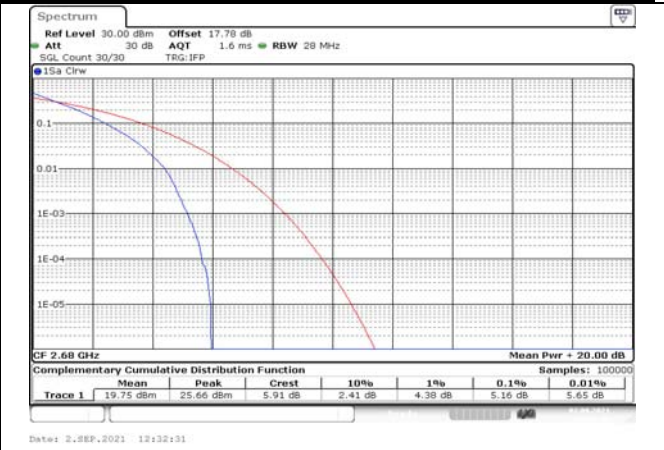


Fig.68

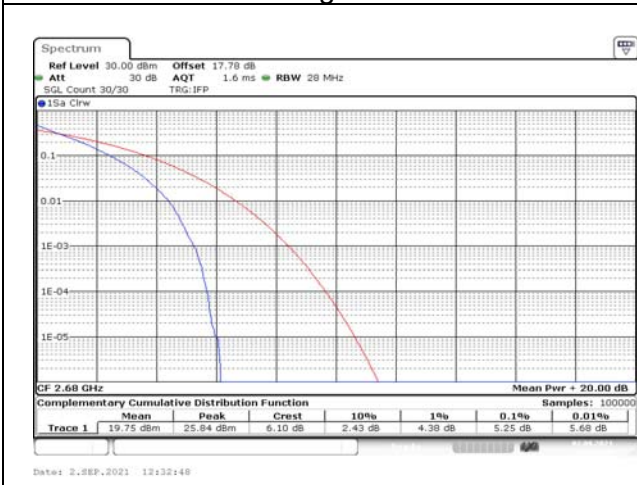


Fig.69

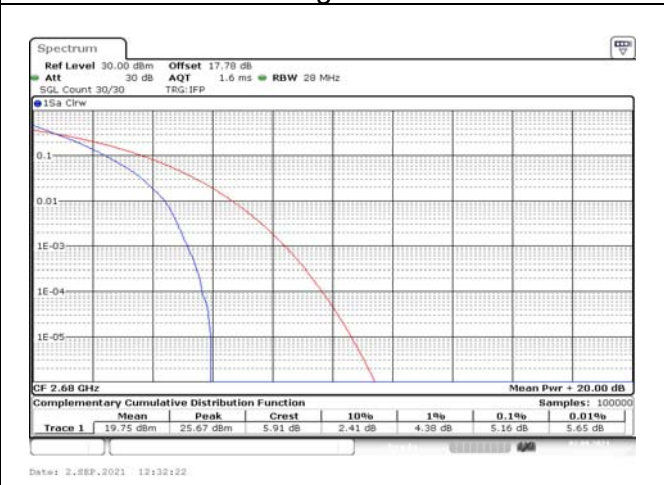


Fig.70

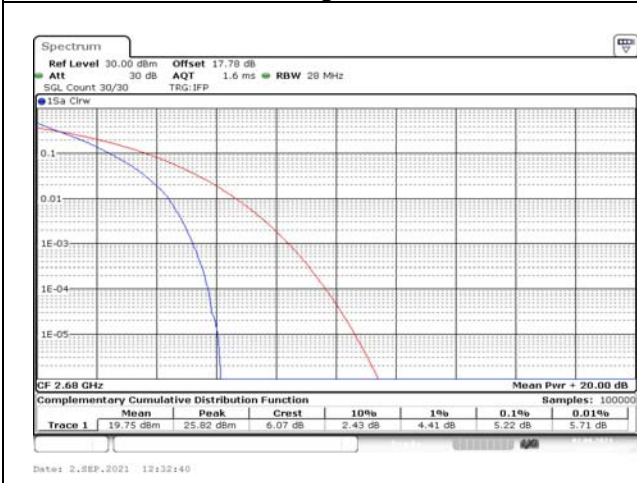


Fig.71

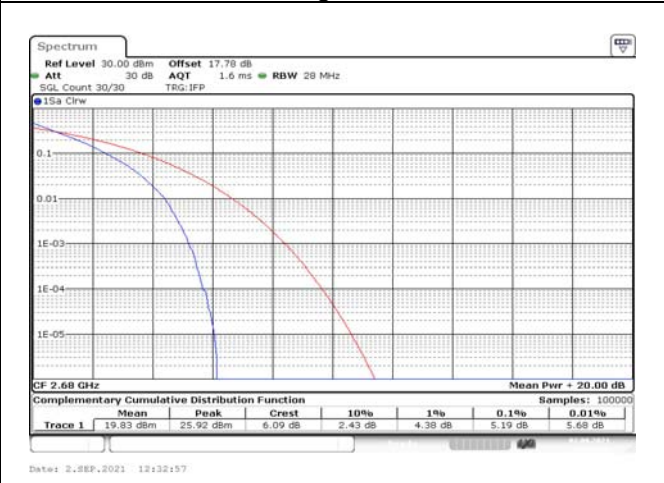


Fig.72

5 Spurious Emissions at antenna terminal

Band	Carrier frequency (MHz)	Channel	BW	RB Size	RB Offset	Conducted Spurious Plot
						QPSK
41	2506	39750	20	1	0	Fig.1
	2593	40620		1	0	Fig.2
	2680	41490		1	0	Fig.3

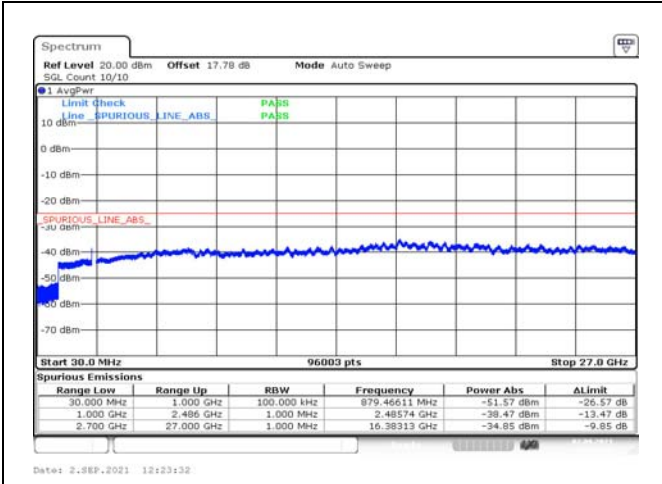


Fig.1

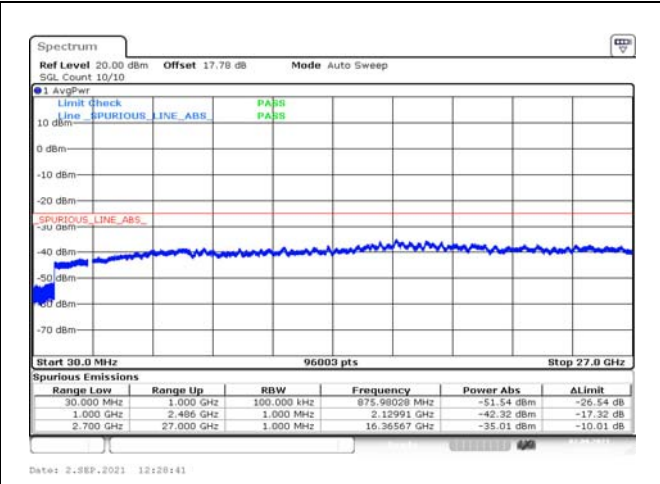


Fig.2

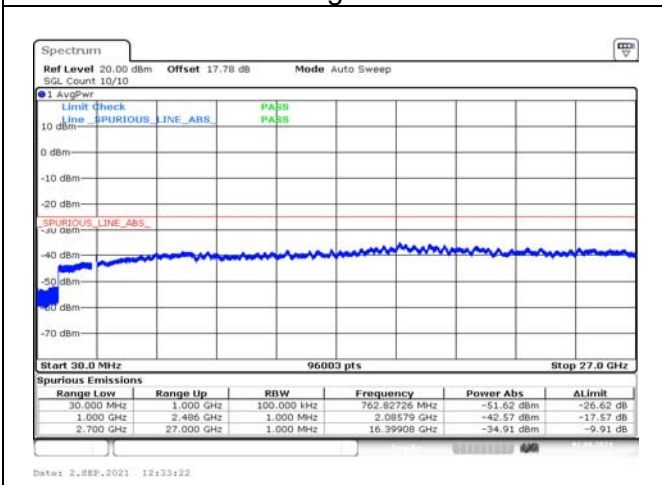


Fig.3

6 Band Edges Compliance

Band	Carrier frequency (MHz)	Channel	BW	RB Size	RB Offset	Band Edges Plot
						QPSK
41	2498.5	39675	5	1	0	Fig.1
				25	0	Fig.2
	2687.5	41565		1	24	Fig.3
				25	0	Fig.4
	2501	39700	10	1	0	Fig.5
				50	0	Fig.6
	2685	41540		1	49	Fig.7
				50	0	Fig.8
	2503.5	39725	15	1	0	Fig.9
				75	0	Fig.10
	2682.5	41515		1	74	Fig.11
				75	0	Fig.12
	2506	39750	20	1	0	Fig.13
				100	0	Fig.14
	2680	41490		1	99	Fig.15
				100	0	Fig.16

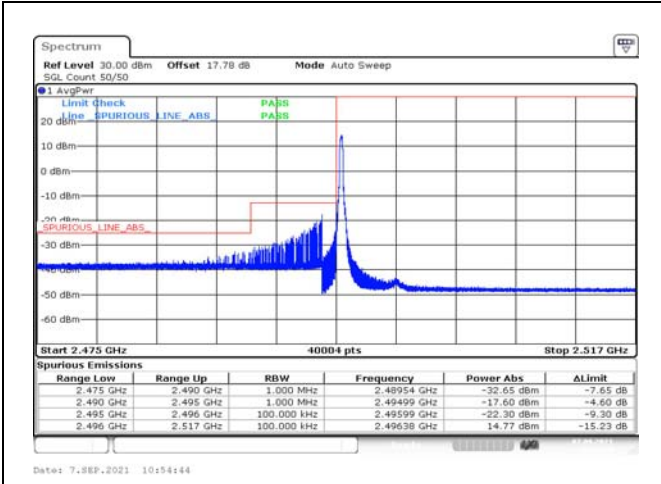


Fig.1

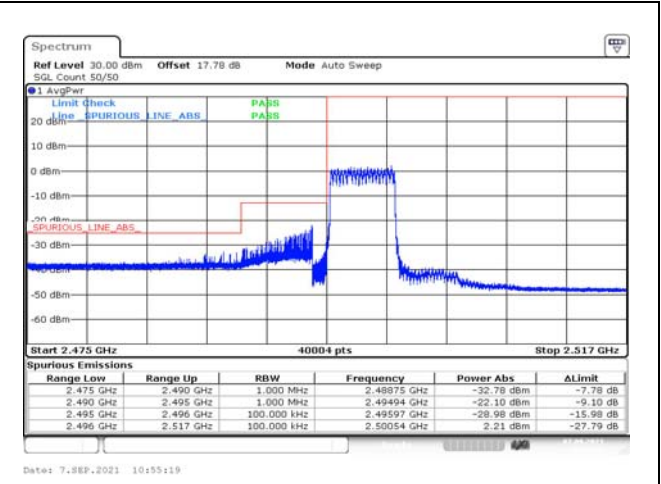


Fig.2

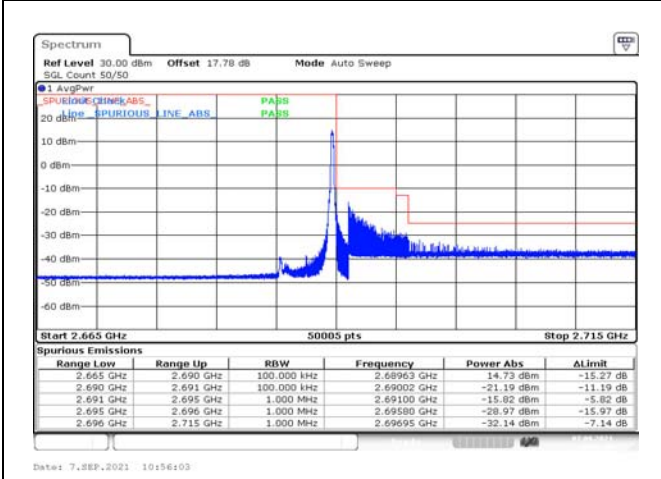


Fig.3

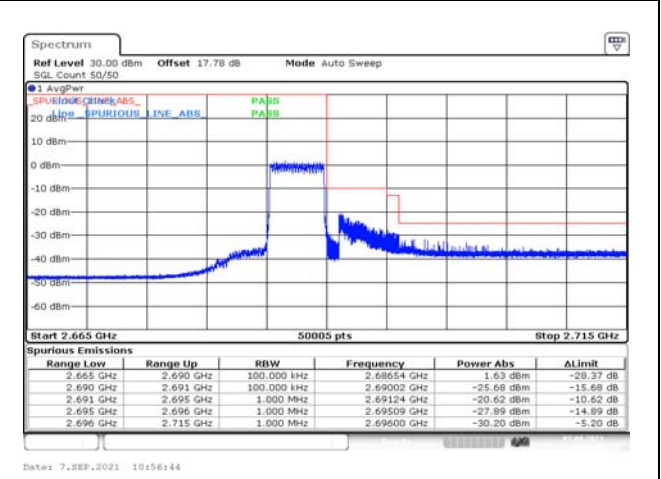


Fig.4

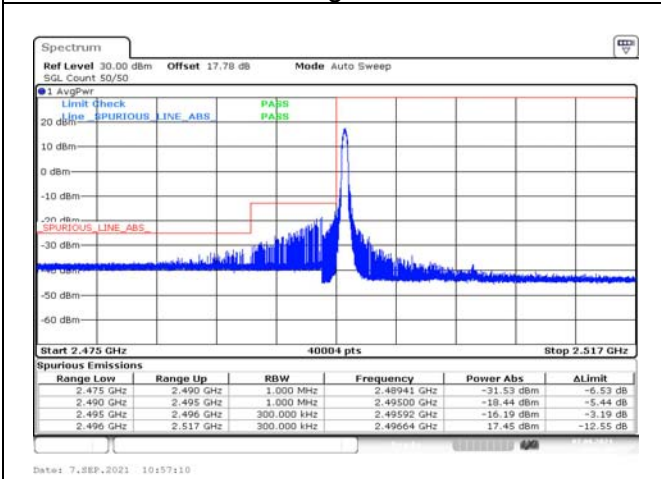


Fig.5

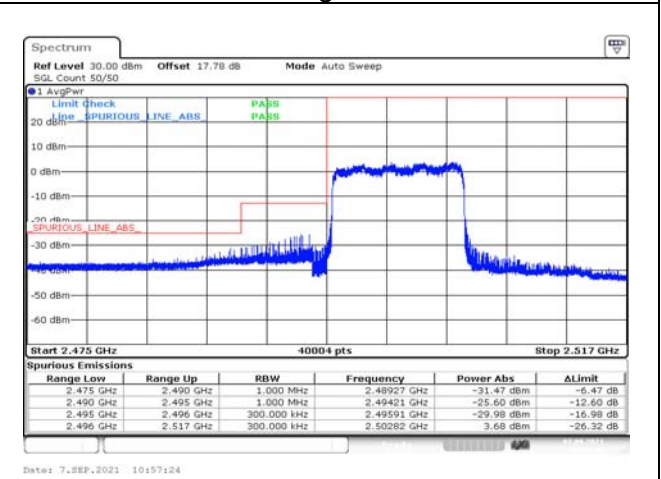


Fig.6

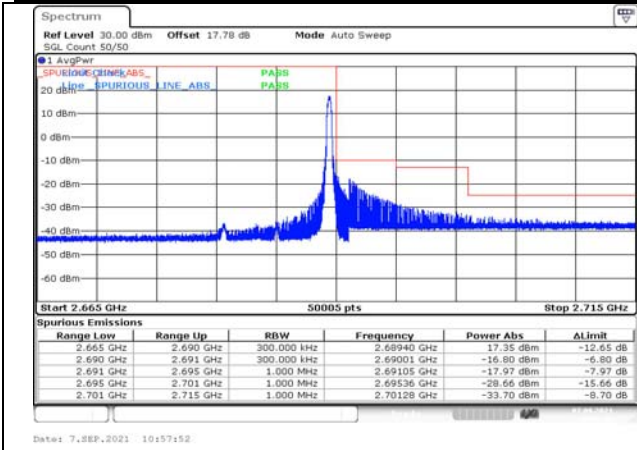


Fig.7

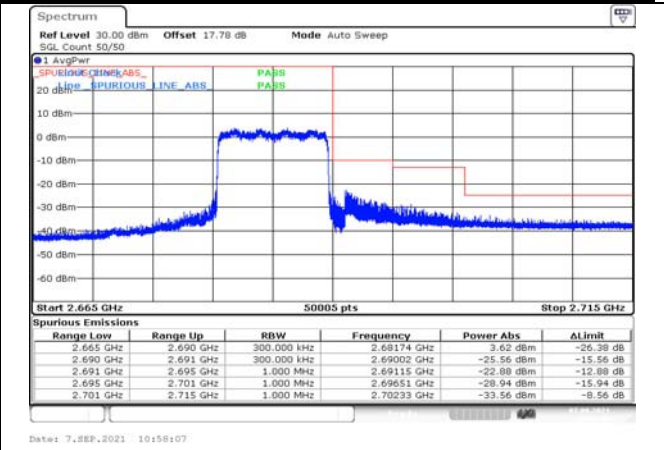


Fig.8

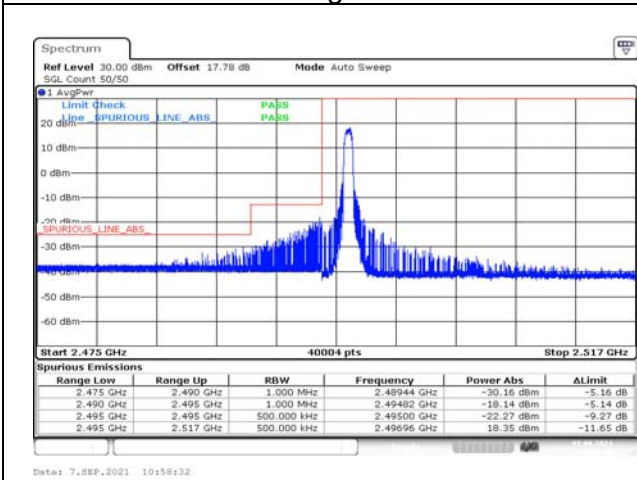


Fig.9

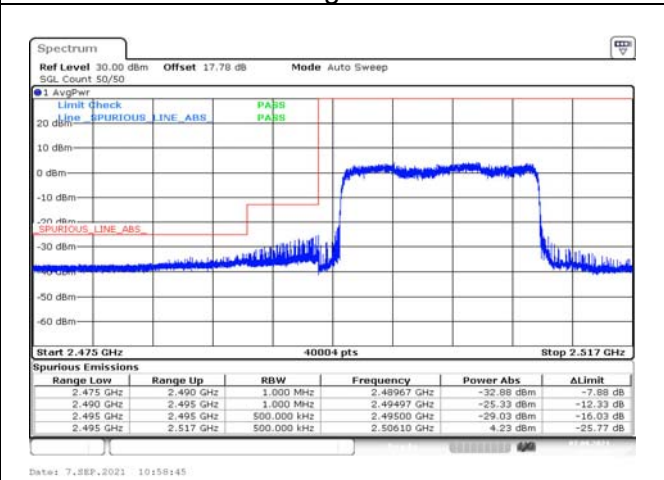


Fig.10

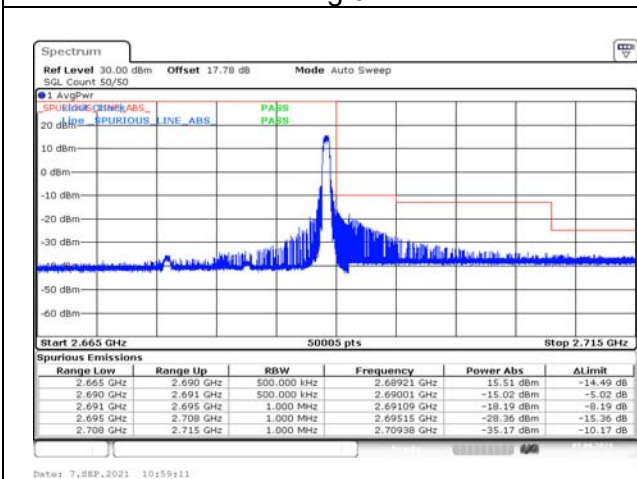


Fig.11

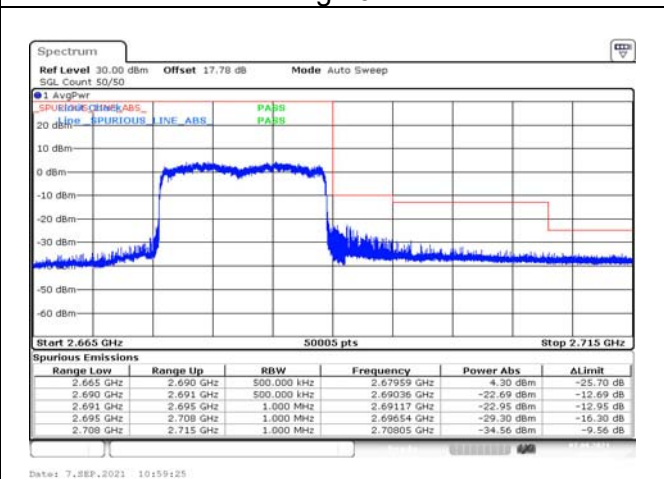


Fig.12

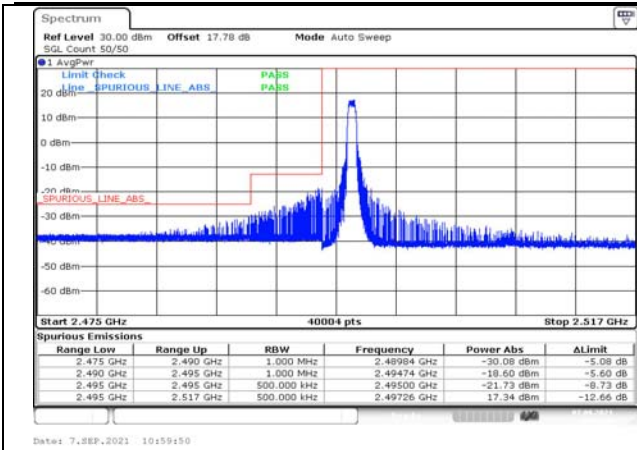


Fig.13

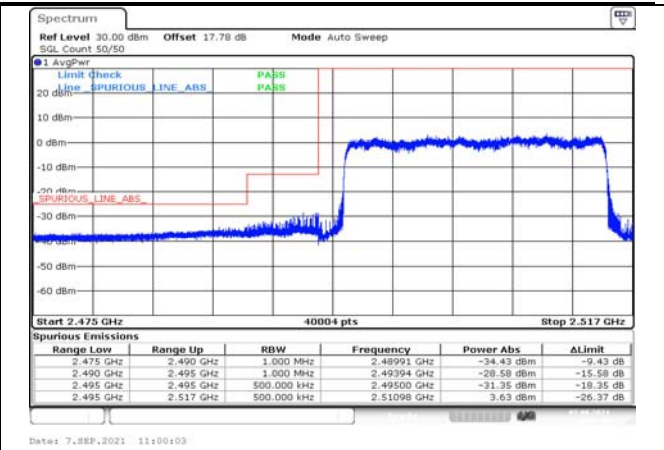


Fig.14

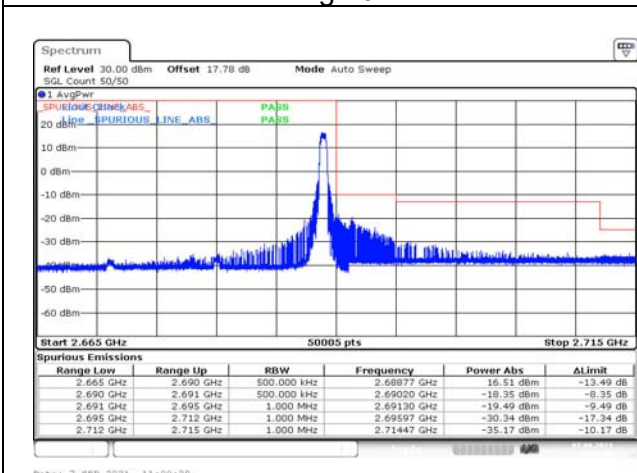


Fig.15

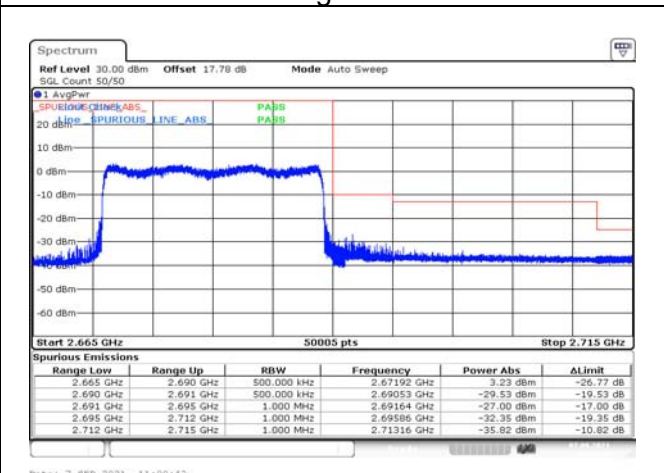


Fig.16

7 Frequency Stability

Temperature(°C)	Voltage	Test Result (ppm) Band41 Low Channel QPSK					
		1.4M	3M	5M	10M	15M	20M
-20	NV	---	---	0.001	0.001	0.002	0.001
-10	NV	---	---	0.002	0.001	0.002	0.001
0	NV	---	---	0.003	0.002	0.001	0.000
+20	NV	---	---	0.002	0.002	0.001	0.003
+20	HV	---	---	0.003	0.001	0.001	0.001

Temperature(°C)	Voltage	Test Result (ppm) Band41 High Channel QPSK					
		1.4M	3M	5M	10M	15M	20M
-20	NV	---	---	-0.002	0.001	0.000	0.000
-10	NV	---	---	-0.004	0.001	0.000	-0.001
0	NV	---	---	-0.002	0.002	0.001	0.000
+20	NV	---	---	-0.002	0.001	0.000	0.000
+20	HV	---	---	-0.003	0.000	0.000	0.001

8 Effective Radiated Power and Effective Isotropic Radiated Power

Modulation	Carrier frequency (MHz)	UL Channel	BW	RB Size	RB Offset	Conduct ed power (dBm)	ERP/ EIRP (dBm)	ERP/ EIRP (W)
QPSK	2498.5	39675	5	1	0	21.35	20.05	0.101
				1	12	21.40	20.10	0.102
				1	24	21.43	20.13	0.103
				12	0	20.48	19.18	0.083
				12	7	20.44	19.14	0.082
				12	13	20.45	19.15	0.082
	2593	40620		25	0	20.44	19.14	0.082
				1	0	22.67	21.37	0.137
				1	12	22.79	21.49	0.141
				1	24	22.80	21.50	0.141
				12	0	21.76	20.46	0.111
				12	7	21.74	20.44	0.111
	2687.5	41565		12	13	21.69	20.39	0.109
				25	0	21.71	20.41	0.110
				1	0	21.74	20.44	0.111
				1	12	21.71	20.41	0.110
				1	24	21.83	20.53	0.113
				12	0	20.78	19.48	0.089
16QAM	2498.5	39675	12	7	20.92	19.62	0.092	
			12	13	20.82	19.52	0.090	
			25	0	20.83	19.53	0.090	
			1	0	20.82	19.52	0.090	
			1	12	20.69	19.39	0.087	
			1	24	20.80	19.50	0.089	
	2593	40620	12	0	19.42	18.12	0.065	
			12	7	19.48	18.18	0.066	
			12	13	19.47	18.17	0.066	
			25	0	19.44	18.14	0.065	
			1	0	22.09	20.79	0.120	
			1	12	22.16	20.86	0.122	
	2687.5	41565	1	24	22.20	20.90	0.123	
			12	0	20.83	19.53	0.090	
			12	7	20.80	19.50	0.089	
			12	13	20.74	19.44	0.088	
			25	0	20.83	19.53	0.090	
			1	0	20.99	19.69	0.093	
			1	12	21.11	19.81	0.096	
			1	24	21.03	19.73	0.094	
			12	0	19.76	18.46	0.070	
			12	7	19.80	18.50	0.071	
			12	13	19.82	18.52	0.071	
			25	0	19.89	18.59	0.072	

Modulation	Carrier frequency (MHz)	UL Channel	BW	RB Size	RB Offset	Conduct ed power (dBm)	ERP/ EIRP (dBm)	ERP/ EIRP (W)
64QAM	2498.5	39675	5	1	0	19.78	18.48	0.070
				1	12	19.72	18.42	0.070
				1	24	19.72	18.42	0.070
				12	0	18.54	17.24	0.053
				12	7	18.62	17.32	0.054
				12	13	18.52	17.22	0.053
				25	0	18.47	17.17	0.052
	2593	40620		1	0	21.05	19.75	0.094
				1	12	21.01	19.71	0.094
				1	24	21.16	19.86	0.097
				12	0	19.93	18.63	0.073
				12	7	19.84	18.54	0.071
				12	13	19.84	18.54	0.071
				25	0	19.78	18.48	0.070
	2687.5	41565		1	0	19.96	18.66	0.073
				1	12	19.85	18.55	0.072
				1	24	19.92	18.62	0.073
				12	0	18.84	17.54	0.057
				12	7	18.86	17.56	0.057
				12	13	18.76	17.46	0.056
				25	0	18.78	17.48	0.056

Modulation	Carrier frequency (MHz)	UL Channel	BW	RB Size	RB Offset	Conduct ed power (dBm)	ERP/ EIRP (dBm)	ERP/ EIRP (W)
QPSK	2501	39700	10	1	0	21.37	20.07	0.102
				1	25	21.29	19.99	0.100
				1	49	21.20	19.90	0.098
				25	0	20.44	19.14	0.082
				25	12	20.32	19.02	0.080
				25	25	20.30	19.00	0.079
	2593	40620		50	0	20.38	19.08	0.081
				1	0	22.65	21.35	0.136
				1	25	22.65	21.35	0.136
				1	49	22.64	21.34	0.136
				25	0	21.78	20.48	0.112
				25	12	21.75	20.45	0.111
				25	25	21.77	20.47	0.111
				50	0	21.77	20.47	0.111
				2685	41540	1	0	21.53
1	25	21.55	20.25			0.106		
1	49	21.59	20.29			0.107		
25	0	20.80	19.50			0.089		
25	12	20.88	19.58			0.091		
25	25	20.78	19.48			0.089		
16QAM	2501	39700	50	0	20.87	19.57	0.091	
			1	0	20.73	19.43	0.088	
			1	25	20.59	19.29	0.085	
			1	49	20.83	19.53	0.090	
			25	0	19.47	18.17	0.066	
			25	12	19.39	18.09	0.064	
	2593	40620	25	25	19.38	18.08	0.064	
			50	0	19.38	18.08	0.064	
			1	0	21.88	20.58	0.114	
			1	25	22.00	20.70	0.117	
			1	49	21.93	20.63	0.116	
			25	0	20.75	19.45	0.088	
			25	12	20.77	19.47	0.089	
			25	25	20.87	19.57	0.091	
			50	0	20.75	19.45	0.088	
2685	41540	1	0	21.28	19.98	0.100		
		1	25	21.15	19.85	0.097		
		1	49	21.14	19.84	0.096		
		25	0	19.79	18.49	0.071		
		25	12	19.69	18.39	0.069		
		25	25	19.84	18.54	0.071		
50	0	19.92	18.62	0.073				

Modulation	Carrier frequency (MHz)	UL Channel	BW	RB Size	RB Offset	Conduct ed power (dBm)	ERP/ EIRP (dBm)	ERP/ EIRP (W)
QPSK	2503.5	39725	15	1	0	21.17	19.87	0.097
				1	37	21.02	19.72	0.094
				1	74	21.07	19.77	0.095
				36	0	20.24	18.94	0.078
				36	29	20.17	18.87	0.077
				36	30	20.11	18.81	0.076
				75	0	20.17	18.87	0.077
	2593	40620		1	0	22.44	21.14	0.130
				1	37	22.40	21.10	0.129
				1	74	22.50	21.20	0.132
				36	0	21.63	20.33	0.108
				36	29	21.61	20.31	0.107
				36	30	21.61	20.31	0.107
				75	0	21.60	20.30	0.107
	2682.5	41515		1	0	21.55	20.25	0.106
1			37	21.52	20.22	0.105		
1			74	21.51	20.21	0.105		
36			0	20.68	19.38	0.087		
36			29	20.61	19.31	0.085		
36			30	20.64	19.34	0.086		
75			0	20.64	19.34	0.086		
16QAM	2503.5	39725	1	0	20.42	19.12	0.082	
			1	37	20.38	19.08	0.081	
			1	74	20.33	19.03	0.080	
			36	0	19.25	17.95	0.062	
			36	29	19.13	17.83	0.061	
			36	30	19.20	17.90	0.062	
			75	0	19.11	17.81	0.060	
	2593	40620	1	0	21.87	20.57	0.114	
			1	37	21.89	20.59	0.115	
			1	74	22.00	20.70	0.117	
			36	0	20.60	19.30	0.085	
			36	29	20.63	19.33	0.086	
			36	30	20.61	19.31	0.085	
			75	0	20.59	19.29	0.085	
	2682.5	41515	1	0	20.89	19.59	0.091	
1			37	20.82	19.52	0.090		
1			74	20.87	19.57	0.091		
36			0	19.67	18.37	0.069		
36			29	19.66	18.36	0.069		
36			30	19.60	18.30	0.068		
75			0	19.72	18.42	0.070		

Modulation	Carrier frequency (MHz)	UL Channel	BW	RB Size	RB Offset	Conduct ed power (dBm)	ERP/ EIRP (dBm)	ERP/ EIRP (W)
64QAM	2503.5	39725	15	1	0	19.41	18.11	0.065
				1	37	19.32	18.02	0.063
				1	74	19.23	17.93	0.062
				36	0	18.24	16.94	0.049
				36	29	18.22	16.92	0.049
				36	30	18.17	16.87	0.049
				75	0	18.22	16.92	0.049
	1	0		20.80	19.50	0.089		
	1	37		20.78	19.48	0.089		
	1	74		20.78	19.48	0.089		
	36	0		19.63	18.33	0.068		
	36	29		19.57	18.27	0.067		
	36	30		19.56	18.26	0.067		
	75	0		19.61	18.31	0.068		
	1	0		19.96	18.66	0.073		
	1	37		19.74	18.44	0.070		
	1	74		19.80	18.50	0.071		
	36	0		18.78	17.48	0.056		
	36	29		18.67	17.37	0.055		
	36	30		18.67	17.37	0.055		
	75	0		18.72	17.42	0.055		
2593	40620	41515	1	0	19.96	18.66	0.073	
			1	37	19.74	18.44	0.070	
			1	74	19.80	18.50	0.071	
			36	0	18.78	17.48	0.056	
			36	29	18.67	17.37	0.055	
			36	30	18.67	17.37	0.055	
			75	0	18.72	17.42	0.055	
2682.5	41515	1	0	19.96	18.66	0.073		
		1	37	19.74	18.44	0.070		
		1	74	19.80	18.50	0.071		
		36	0	18.78	17.48	0.056		
		36	29	18.67	17.37	0.055		
		36	30	18.67	17.37	0.055		
		75	0	18.72	17.42	0.055		

Modulation	Carrier frequency (MHz)	UL Channel	BW	RB Size	RB Offset	Conduct ed power (dBm)	ERP/ EIRP (dBm)	ERP/ EIRP (W)
QPSK	2506	39750	20	1	0	21.09	19.79	0.095
				1	49	21.04	19.74	0.094
				1	99	21.05	19.75	0.094
				50	0	20.25	18.95	0.079
				50	24	20.22	18.92	0.078
				50	50	20.15	18.85	0.077
	2593	40620		100	0	20.15	18.85	0.077
				1	0	22.52	21.22	0.132
				1	49	22.46	21.16	0.131
				1	99	22.70	21.40	0.138
				50	0	21.62	20.32	0.108
				50	24	21.59	20.29	0.107
	2680	41490		50	50	21.63	20.33	0.108
				100	0	21.58	20.28	0.107
				1	0	21.64	20.34	0.108
				1	49	21.48	20.18	0.104
				1	99	21.63	20.33	0.108
				50	0	20.70	19.40	0.087
16QAM	2506	39750	50	24	20.74	19.44	0.088	
			50	50	20.63	19.33	0.086	
			100	0	20.69	19.39	0.087	
			1	0	20.39	19.09	0.081	
			1	49	20.32	19.02	0.080	
			1	99	20.43	19.13	0.082	
	2593	40620	50	0	19.22	17.92	0.062	
			50	24	19.17	17.87	0.061	
			50	50	19.15	17.85	0.061	
			100	0	19.14	17.84	0.061	
			1	0	21.94	20.64	0.116	
			1	49	21.88	20.58	0.114	
	2680	41490	1	99	22.10	20.80	0.120	
			50	0	20.63	19.33	0.086	
			50	24	20.63	19.33	0.086	
			50	50	20.65	19.35	0.086	
			100	0	20.65	19.35	0.086	
			1	0	20.56	19.26	0.084	
			1	49	20.44	19.14	0.082	
			1	99	20.56	19.26	0.084	
			50	0	19.74	18.44	0.070	
			50	24	19.77	18.47	0.070	
			50	50	19.63	18.33	0.068	
			100	0	19.80	18.50	0.071	

Modulation	Carrier frequency (MHz)	UL Channel	BW	RB Size	RB Offset	Conduct ed power (dBm)	ERP/ EIRP (dBm)	ERP/ EIRP (W)
64QAM	2506	39750	20	1	0	19.26	17.96	0.063
				1	49	19.23	17.93	0.062
				1	99	19.14	17.84	0.061
				50	0	18.15	16.85	0.048
				50	24	18.18	16.88	0.049
				50	50	18.13	16.83	0.048
				100	0	18.18	16.88	0.049
	2593	40620		1	0	20.71	19.41	0.087
				1	49	20.56	19.26	0.084
				1	99	20.78	19.48	0.089
				50	0	19.64	18.34	0.068
				50	24	19.64	18.34	0.068
				50	50	19.66	18.36	0.069
				100	0	19.60	18.30	0.068
	2680	41490		1	0	19.73	18.43	0.070
				1	49	19.78	18.48	0.070
				1	99	19.75	18.45	0.070
				50	0	18.82	17.52	0.056
				50	24	18.83	17.53	0.057
				50	50	18.70	17.40	0.055
				100	0	18.80	17.50	0.056